

Shower Tray - Linear Drain

Model: SPPL.ST.LD.xxxx.yyyy.z

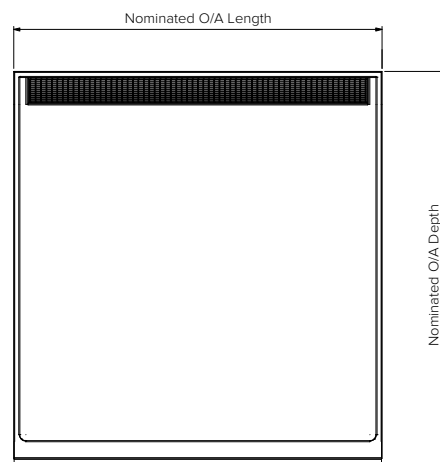
SPPL = Stoddart Plumbing Product
 ST = Shower Tray
 LD = Linear Drain
 xxxx = Nominated Width
 yyyy = Nominated Length
 z = C = Centre Position Waste
 = L = Left Hand Position Waste
 = R = Right Hand Position Waste

eg.: for specification and ordering quote

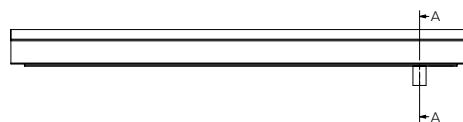
Code: SPPL.ST.LD.900.1200.C

Features and Benefits:

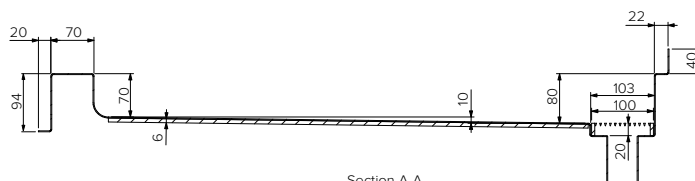
- Standard with a centre drain, custom drain positions are available
- All internal corners have 25mm radius for easy cleaning to eliminate hard to remove grime build up commonly found in square corners
- Fall to waste ensures maximum drainage



Plan View



Front View



Specifications:

Construction: Fully welded, seamless stainless steel construction, no.4 satin finish

Waste Connection: Centre drain standard. Custom drain positions are available. Shower trays all have a 50mm tube dropper waste.

Unit Fixing: Shower trays are to be installed in accordance with the plumbing code by a licensed plumber



Due to continuous product research and development, the information contained herein is subject to change without notice.

Revision: A - 21/06/2021

www.stoddart.com.au

www.stoddart.co.nz



Proudly Manufactured in Australia