



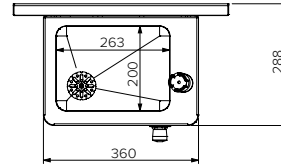
Metro Compact Wall Mounted Drink Fountain

Model: SPPL.DF.C.WM

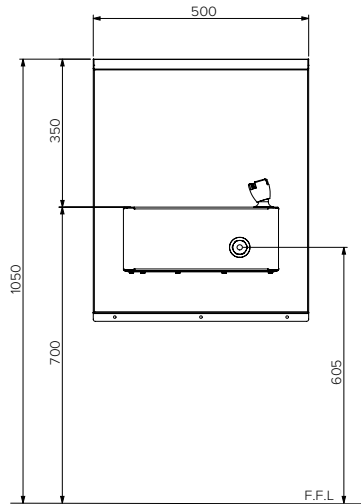
SPPL = Stoddart Plumbing Product
 DF = Drinking Fountain
 C = Compact
 WM = Wall Mounted
 eg.: for specification and ordering quote
 Code: SPPL.DF.C.WM

Features and Benefits:

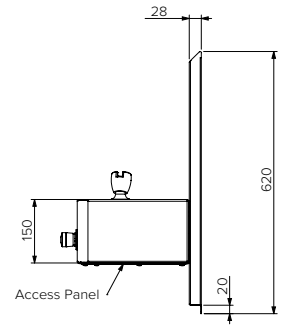
- Ideal for schools, shopping malls, hospitals, airports and outdoor areas
- Easy-Push buttons & valves supply a regulated flow of fresh clean drinking water while reducing water waste
- Wall mounted drinking fountain can be easily mounted to most wall surfaces at heights suitable to the application
- All optional tapware are WELS and Watermark approved



Plan View



Front View



End View

Specifications:

Construction: 304 grade stainless steel construction, no.4 satin finish.
 Water Connection: Single 15mm (1/2" BSP)
 Waste Connection: 40mm waste connection
 Unit Fixing: The unit is supplied with a stainless steel wall mounting panel. Access panels provide secured access to plumbing

Model No.	L x D x H (mm)
SPPL.DF.C.WM	500 x 288 x 620



Due to continuous product research and development, the information contained herein is subject to change without notice.
 Revision: A - 18/06/2021

www.stoddart.com.au
 www.stoddart.co.nz