


Metro - Freestanding

Model: SPPL.DF.Mx.FS.yy

SPPL = Stoddart Plumbing Product
 DF = Drinking Fountain
 Mx = MS = Metro Single
 = MD = Metro Dual
 FS = Freestanding
 yy = DB = Dog bowl (hinged, includes tap for filling)
 = BF = Bottle filler

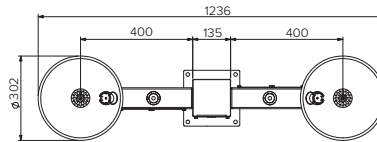
eg.: for specification and ordering quote

Code: SPPL.DF.MD.FS.SP

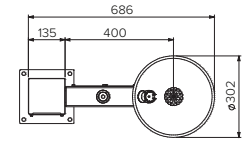


Features and Benefits:

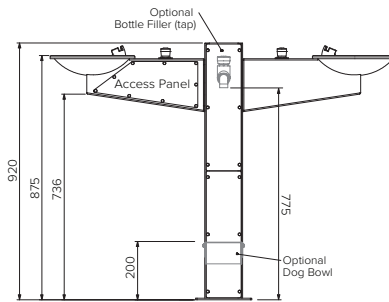
- Ideal for parks and outdoor areas
- Easy-Push buttons & valves supply a regulated flow of fresh clean drinking water while reducing water waste
- Large rounded collection bowl prevents excess water on the ground
- Optional dog bowl and filling tap can be added to the post
- Robust & vandal resistant for outdoor use with plumbing connections access via secure access panels
- Corrosion resistant to provide years of trouble free service in marine environments
- All optional tapware are WELS and Watermark approved



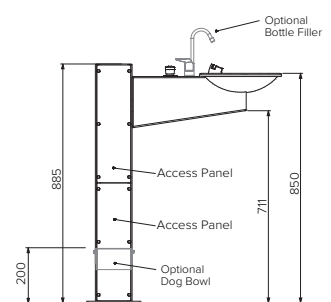
Plan View



Plan View



Front View



Front View

Specifications:

Construction: 304 grade stainless steel construction, no.4 satin finish. Unit is pre-plumbed with button and bubbler.

Water Connection: Single 15mm (1/2" BSP)

Waste Connection: 40mm waste connection

Unit Fixing: The unit is welded to a 6mm thick stainless steel floor mounting plate with 13mm fixing holes. Drink fountain access plates are fitted to bowl arm and post with 6mm fixings.

Model No.	L x D x H (mm)
SPPL.DF.MD.FS.SP	1236 x 302 x 920
SPPL.DF.MS.FS.SP	686 x 302 x 885

Optional Extras:

Tapware Options:



Due to continuous product research and development, the information contained herein is subject to change without notice.

Revision: A - 18/06/2021

www.stoddart.com.au
 www.stoddart.co.nz

