

# Wash Basin - Compact

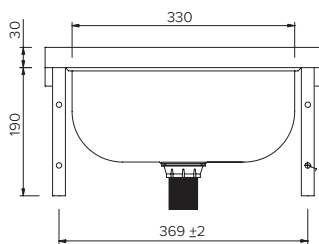
**Model: SPPL.WB.C.x**

SPPL = Stoddart Plumbing Product  
 WB = Wash Basin  
 C = Compact  
 x = L = Left hand side Tap Hole  
 = R = Right hand side Tap Hole

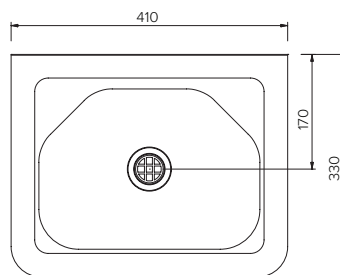
eg.: for specification and ordering quote  
 Code: SPPL.WB.C.L

**Features and Benefits:**

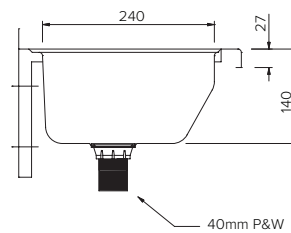
- Ideal for use in schools, public amenities, sporting clubs and commercial applications
- Compact, convenient basin with recessed inner bowl
- 30mm tile lip to rear
- Rounded front corners for safe use
- 8 litre capacity
- Optional tapware can be ordered with unit
- All optional tapware are WELS and Watermark approved
- Nominate tap hole size at time of order



Plan View



Front View



End View

**Specifications:**

Construction: 304 grade stainless steel with no.4 satin finish  
 Waste Connection: 40mm PVC waste supplied (Trap by others)  
 Unit Fixing: Unit is supplied with stainless steel wall mounting bracket with 8mm fixing holes

Model No.	L x D x H (mm)
SPPL.WB.C.x	410 x 330 x 140

**Sold Separately**

Tapware Options:



Due to continuous product research and development, the information contained herein is subject to change without notice.

Revision: A - 11/06/2021

www.stoddart.com.au  
 www.stoddart.co.nz