

ARLSTARCO
MADE FOR WASHING

 **STODDART**[®]

CONTENTS

- 3 **E-Management System**
- 5 **Aristarco Benefits**
- 7 **Premium Rinse System**
- 8 **Energy Saving System**
- 9 **Twin-Hood System**
- 10 **Sustainability**
- 11 **Undercounter Glasswasher**
- 12 **Undercounter Dishwasher**
- 13 **Hood-Type Dishwasher**
- 14 **Hood-Type Dishwasher with ESD**
- 15 **XL Hood-Type Dishwasher**
- 16 **XL Hood-Type Dishwasher with ESD**
- 17 **Accessories**



ABOUT

Since its establishment in 1956, Aristarco has dedicated years to the meticulous research and discerning selection of materials for the creation of premium dishwashers. Manufactured in Italy and distributed across more than 90 countries, Aristarco dishwashers represent durability, reliability, and functionality.

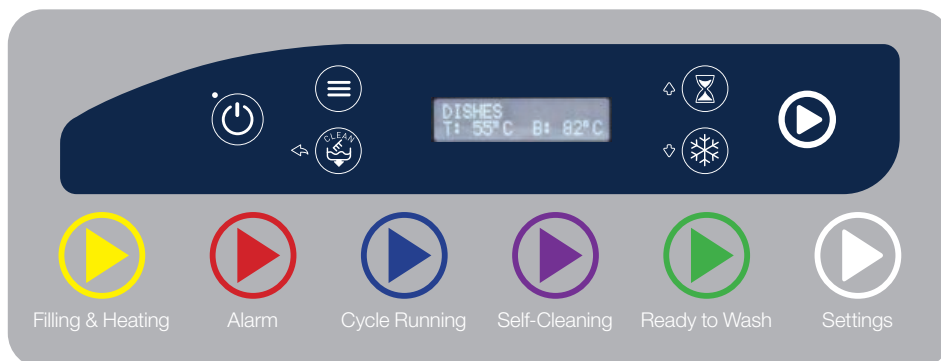


Like Stoddart, Aristarco is a family-owned business, now in its 3rd generation and recognised for its attention to detail and commitment to quality. Engineered with reliability and efficiency in mind, Aristarco seamlessly blends stylish European design with high Australian standards.

Founded by Beniamino Aristarco, a pioneer in the bar, catering, and hotel equipment sector, the company is now led by Paolo Aristarco and his sons, Andrea and Enrico.

Castelfranco Veneto TV, Italy





Aristarco has developed an intuitive E-Management controller, displaying functions available on all machines across the range.

Improve your operational efficiency with E-Management, a system that delivers a host of benefits right from the initial installation phase. During setup, the appliance prompts users to input water hardness settings to ensure optimal performance. In the absence of user input, the system defaults to pre-set parameters, automatically calibrating the ideal dosage of chemicals tailored to the specific installation.

An intuitive touch panel ensures seamless control, featuring an LCD display and a multi-coloured start button. This user-friendly interface provides clear visibility of the wash tank and boiler temperatures, streamlining operations during use. Audible signal and a flashing light on the start button, alerts operators when a wash cycle is successfully completed.



E-MANAGEMENT FEATURES



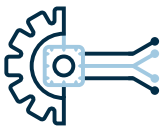
Cleaning Function: Automatic end of the workday cleaning cycle of the wash tank is carried out, limiting operational risk, leaving only the manual scrap filters to be cleaned.



Green Function: Saves energy when the machine is not in use.



Soft Start: Wash pump is activated gradually in order to avoid breakage of wine glasses or other fragile items.



Self-Analysis System: Functional parameters are checked constantly and signaled in order to provide prompt and precise resolutions.



4 Wash Programmes: Personalised preset programmes to ensure the best wash cycle is chosen depending on the type of dishes and level of grime.



Forced Drain Function: Can be programmed based upon the conditions of use, and requests the operator to change the tank water to regularly achieve excellent wash results.



Programmed Service Function: Planned service function can be programmed to indicate when the machine should be serviced.



Cycle counting Function: Programmed to provide accurate feedback of the machine use.



Automatic Start Function: Automatically starts the machine on closing the door, saving time and operational input for the user (selectable).

WASH ARMS

Experience exceptional washing and rinsing performance with Aristarco dishwashers, each featuring stainless steel wash and rinse arms in both the lower and upper sections of the wash cavity.

Undercounter and Hood-Type machines utilise a one-piece stainless-steel dual wash and rinse arm. This advanced configuration optimises efficiency and reliability in every cycle. In the case of XL Hood-Type machines, these boast separate wash and rinse arms, characterized by extended length and increased thickness. This design enhancement provides a larger throw, catering to higher capacity needs while maintaining exceptional washing and rinsing performance.

TANK WATER FILTER

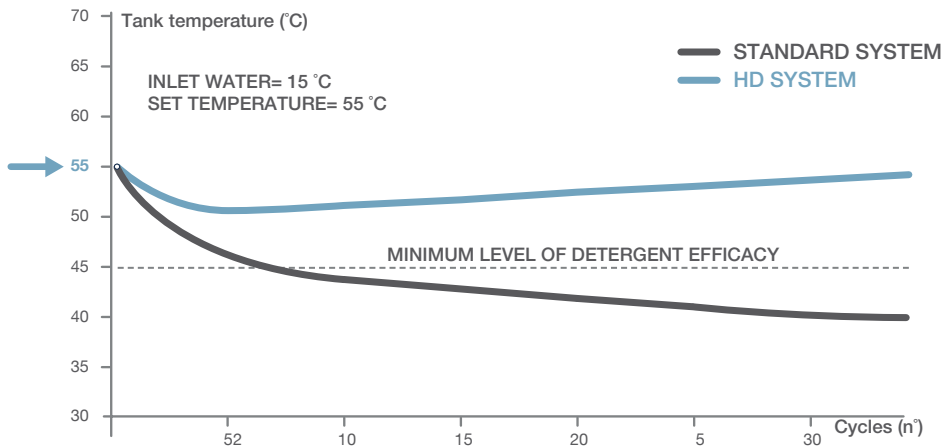
Full stainless steel upper-tank filters; significantly extends the expected life cycle of the filter component while also preventing common issues associated with plastic filters, such as movement or lifting during high internal water pressures.

PRESSED WASH TANK

The washing chamber and wash tank are entirely pressed with rounded corners to prevent build-up of dirt and to facilitate daily cleaning operations.



HEAVY-DUTY SYSTEM



All Aristarco hood-type dishwashers operate at a Heavy-Duty capacity by default. While this feature slightly increases the total kW power required to run the machine, it also allows Aristarco dishwashers to cater for the most intense operations, delivering faster recovery, higher performance, reduced chemical use, and lowest operation times. For installations where the higher kW requirement is not an option, the units can easily be switched over on site to lower power operation mode that still provides great wash results.

THERMO-STOP

Safety thermostat in rinse hydraulics and boilers. This ensures rinse phase will not start until the rinse water is at the correct rinsing temperature, ensuring highest hygiene and standards.

HEAT & SOUND INSULATION

All Aristarco machines are manufactured to limit heat and sound dispersion with a focus on maximising both acoustic insulation (for better comfort) as well as thermal insulation (to save energy and maintain temperature).

BOILER

All Aristarco dishwashers use 3mm stainless steel boilers in 304 stainless steel for all undercounters, and 316 stainless steel for all hood-type dishwashers. This additional thickness and material protects the units further where used in hard water areas.

PREMIUM RINSE SYSTEM

Where there are installations that have poor services (pressure under 350kpa/3.5bar) the PRS system is an additional feature that completely safeguards wash results that all Aristarco Hood-Type dishwashers have as standard.

This PRS system is a combination of:



Boiler

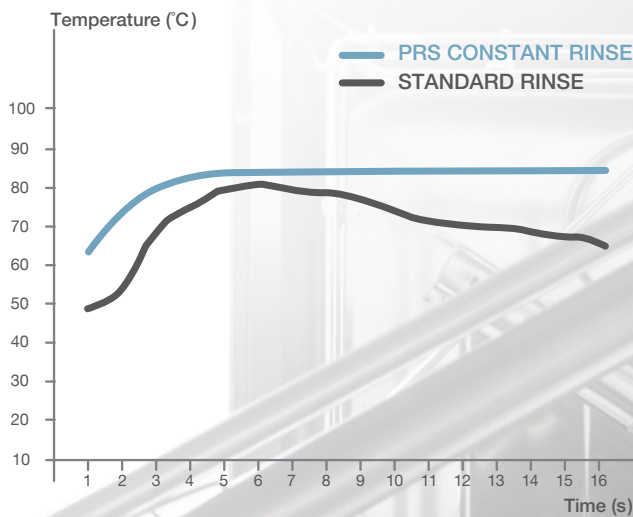


Air Break Tank



Rinse Booster Pump

This system allows the Hood-Type dishwashers to perform 100% with as low as 50kpa/0.5bar of water supply pressure. This, in addition with the thermostop guarantees correct rinsing temperature of over 85°C, and correct pressures even in kitchens with poor water supply.



WATER INLET

Mains supply water enters as low as 0.5 bar



AIR BREAK TANK

Stabilises water pressure to 0.9–1 bar



BOILER

Water reaches 85°C while maintaining pressure



RINSE BOOSTER PUMP

Increases pressure to 6 bar while holding 85°C



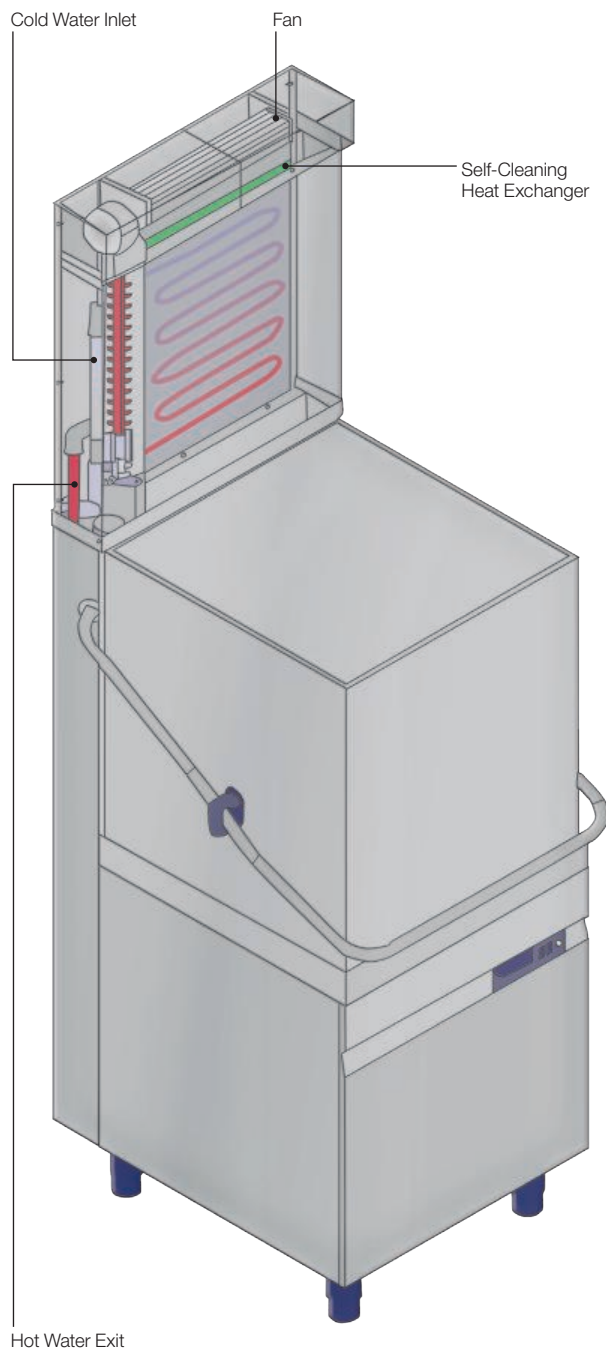
RINSE ARM

Guaranteed water pressure and temperature leads to ideal washing and sanitisation

ENERGY SAVING SYSTEM

True Energy Savings for Performance Hoods

The Energy Saving System recycles the hot steam generated during the wash and rinse phases, passing the steam through a highly efficient heat exchanger, with cold water circulating inside, from by the incoming water supply.



BENEFITS OF THE ESS:

Save 50% in power operational expenses during the heating phase of the rinse water.

Faster drying of dishes as the steam is being caught and recycled.

Potentially save thousands as there is no need to fit exhaust or condensate canopy.

Provides more ideal washing solution than under powered machines that "do not require a hood".

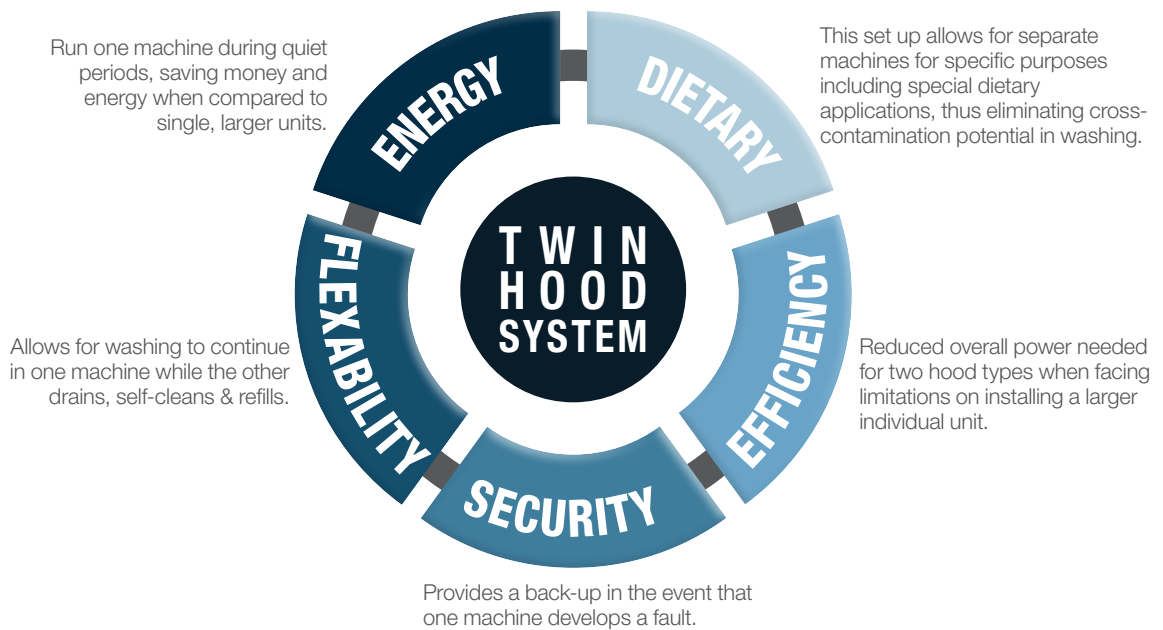
Unit is delivered in one piece, with hinges that allow ESS to be easily raised and installed.

Available in standard AH800 hood or the larger heavy duty AH60.42 version.

TWIN HOOD SYSTEM

Having two machines means security, possible energy savings, and efficiency in the washing process.

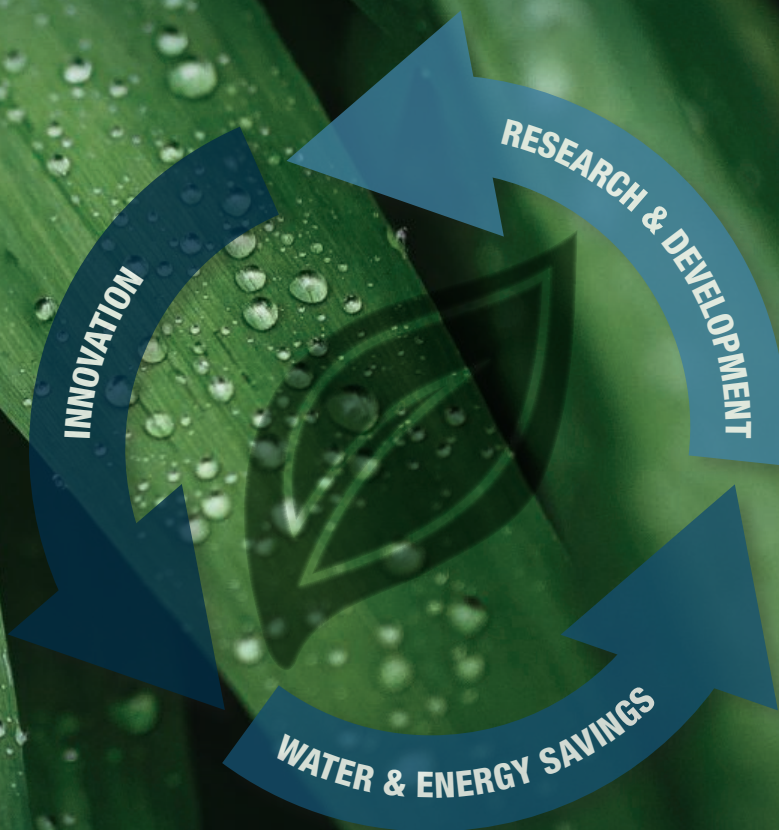
Twin hood systems are becoming more popular request for users in high volume applications, or where a user wants dedicated machines for set washing in one small footprint. All that is required is (2) machines with an inner joining accessory.



SUSTAINABILITY

REDUCED CARBON FOOTPRINT THROUGH INNOVATION & RESPONSIBLE MANUFACTURING

The entire Aristarco manufacturing process occurs in their Castelfranco Veneto facility where materials and components are sourced from local suppliers. This requires less shipping, with more efficient monitoring of waste, energy and water usage.



Research and development has led Aristarco to innovate truly green technologies in their products. Innovations such as the ESS, PRS, Heavy Duty Standard, Heat Insulation, and Green Function, which work together to reduce energy, water, and chemical use.

UNDERCOUNTER GLASSWASHER

AF40.30ELS

- High performance undercounter glasswasher
- **E-Management:** intuitive and advanced electronic interface
- Four wash cycles 90/120/180 seconds, and 9 minute deep clean
- Green standby function that reduces energy consumption when idle
- Low water consumption of 2.0 litres per cycle, minimising water, energy and detergent use
- Partial double skin cabinet, and double skin door
- Pressed wash tank with rounded corners, for increased hygiene
- Upper and lower stainless steel wash and rinse arms
- Robust upper tank scrap filters in stainless steel
- Rack support suits the use of multiple glass basket sizes
400x400mm, 435x355mm and 355x355mm
- Automatic drain pump with self-cleaning function
- Soft start wash pump
- Built in thermostop, ensures correct rinse temperatures
- Built in detergent and rinse-aid injection
- **18 Months parts and labour warranty**




Included Accessories:

- 2 x glass baskets, 400x400mm
- 1 x saucer insert
- 1 x cutlery insert
- 1 x water inlet hose, length 1.5m
- 1 x drain hose, length 2.0m
- 4 x 95-150mm adjustable legs (interchangeable)
Adjustable front feet and rear rollers

Optional Accessories:

- Rinse booster pump (Order as AF40.30ELS.RB)
- Stand with basket storage under
- Additional baskets



Pictured with stainless steel filters



UNDERCOUNTER DISHWASHER

AF50.35EM

- High performance undercounter glasswasher
- **E-Management:** intuitive and advanced electronic interface
- Four wash cycles 90/120/180 seconds, and 9 minute deep clean
- Green standby function that reduces energy consumption when idle
- Low water consumption of 2.0 litres per cycle, minimising water, energy and detergent use
- Partial double skin cabinet, and double skin door
- Pressed wash tank with rounded corners, for increased hygiene
- Upper and lower stainless steel wash and rinse arms
- Robust upper tank scrap filters in stainless steel
- Automatic drain pump with self-cleaning function
- Soft start wash pump
- Built in thermostat, ensures correct rinse temperatures
- Built in detergent and rinse-aid injection
- **18 Months parts and labour warranty**



Included Accessories:

- 1 x flat cup basket 500x500mm
- 1 x peg plate basket 500x500mm
- 1 x cutlery insert
- 1 x water inlet hose, length 1.5m
- 1 x drain hose, length 2.0m
- Adjustable front feet and rear rollers

Pictured with GN accessory rack.

Optional Accessories:

- Rinse booster pump (Order as AF50.35EM.RB)
- Stand with basket storage under
- Additional baskets



HOOD-TYPE DISHWASHER

AH800EPRS

- High performance hood-type dishwasher
- **E-Management:** intuitive and advanced electronic interface
- **PRS System:** break tank, 316 atmospheric boiler, rinse booster pump
- **HD System:** for maximum uninterrupted performance
- Four wash cycles 90/120/180 seconds, and 9 minute deep clean
- Green standby function that reduces energy consumption when idle
- Low water consumption of 2.5 litres per cycle, minimising water, energy and detergent use
- Pressed wash tank with rounded corners, for increased hygiene
- Stainless steel wash and rinse arms
- Robust upper tank scrap filters in stainless steel
- Manual lift with fully enclosed rear, 3 spring support
- Automatic drain pump with self-cleaning function
- Vertical self-draining wash pump
- Built in thermostop, ensures correct rinse temperatures
- Built in detergent and rinse-aid injection
- **18 Months parts and labour warranty**




Included Accessories:

- 1 x flat cup basket 500x500mm
- 2 x peg plate basket 500x500mm
- 1 x cutlery insert
- 1 x water inlet hose, length 1.5m
- 1 x drain hose, length 2.0m
- Fitted with 150mm adjustable legs

Optional Accessories:

- Twin hood system
- Remote interface
- Inlet and outlet benches
- Additional baskets



Pictured with stainless steel filters



ESD HOOD-TYPE DISHWASHER

AH800EES

- High performance hood-type dishwasher with pre-fitted, easy to install energy savings device (ESD)
- **E-Management:** intuitive and advanced electronic interface
- **PRS System:** break tank, 316 atmospheric boiler, rinse booster pump
- **HD System:** for maximum uninterrupted performance
- **ES System:** energy savings device (ESD)
- Four wash cycles 90/120/180 seconds, and 9 minute deep clean
- Green standby function that reduces energy consumption when idle
- Low water consumption of 2.5 litres per cycle, minimising water, energy and detergent use
- Pressed wash tank with rounded corners, for increased hygiene
- Stainless steel wash and rinse arms
- Robust upper tank scrap filters in stainless steel
- Manual lift with fully enclosed rear, 3 spring support
- Automatic drain pump with self-cleaning function
- Vertical self-draining wash pump
- Built in thermostat, ensures correct rinse temperatures
- Built in detergent and rinse-aid injection
- **18 Months parts and labour warranty**



Included Accessories:

- 1 x flat cup basket 500x500mm
 - 2 x peg plate basket 500x500mm
 - 1 x cutlery insert
 - 1 x water inlet hose, length 1.5m
 - 1 x drain hose, length 2.0m
- Fitted with 150mm adjustable legs

Optional Accessories:

- Twin hood system
- Remote interface
- Inlet and outlet benches
- Additional baskets



XL HOOD-TYPE DISHWASHER

AH60.42EPRS

- High performance XL hood-type dishwasher
- **E-Management:** intuitive and advanced electronic interface
- **PRS System:** break tank, 316 atmospheric boiler, rinse booster pump
- **HD System:** for maximum uninterrupted performance
- **Increased capacity** with 600x500mm baskets (500x500mm compatible)
- **XL Filters** robust and additional upper tank scrap filters in stainless steel
- **Larger HP** vertical self-draining wash pump
- **Larger HI FLOW** stainless steel wash and rinse arms
- **Larger elements** in wash tank and boiler
- Four wash cycles 90/120/180 seconds, and 9 minute deep clean
- Green standby function that reduces energy consumption when idle
- Low water consumption of 2.5 litres per cycle, minimising water, energy and detergent use
- Pressed wash tank with rounded corners, for increased hygiene
- Manual lift with fully enclosed rear, 3 spring support
- Automatic drain pump with self-cleaning function
- Built in thermostop, ensures correct rinse temperatures
- Built in detergent and rinse-aid injection
- **18 Months parts and labour warranty**




Included Accessories:

- 1 x flat cup basket 600x500mm
 - 2 x peg plate basket 600x500mm
 - 1 x cutlery insert
 - 1 x water inlet hose, length 1.5m
 - 1 x drain hose, length 2.0m
- Fitted with 150mm adjustable legs

Optional Accessories:

- Twin hood system
- Remote interface
- Inlet and outlet benches
- Additional baskets



ESD XL HOOD-TYPE DISHWASHER

AH60.42EES

- High performance XL hood-type dishwasher with pre-fitted, easy to install energy savings device (ESD)
- **E-Management:** intuitive and advanced electronic interface
- **PRS System:** break tank, 316 atmospheric boiler, rinse booster pump
- **HD System:** for maximum uninterrupted performance
- **ES System:** energy savings device (ESD)
- **Increased capacity** with 600x500mm baskets (500x500mm compatible)
- **XL Filters** robust and additional upper tank scrap filters in stainless steel
- **Larger HP** vertical self-draining wash pump
- **Larger HI FLOW** stainless steel wash and rinse arms
- **Larger** elements in wash tank and boiler
- Four wash cycles 90/120/180 seconds, and 9 minute deep clean
- Green standby function that reduces energy consumption when idle
- Low water consumption of 2.5 litres per cycle, minimising water, energy and detergent use
- Pressed wash tank with rounded corners, for increased hygiene
- Manual lift with fully enclosed rear, 3 spring support
- Automatic drain pump with self-cleaning function
- Built in thermostop, ensures correct rinse temperatures
- Built in detergent and rinse-aid injection
- **18 Months parts and labour warranty**

Included Accessories:

- 1 x flat cup basket 600x500mm
- 2 x peg plate basket 600x500mm
- 1 x cutlery insert
- 1 x water inlet hose, length 1.5m
- 1 x drain hose, length 2.0m
- Fitted with 150mm adjustable legs

Optional Accessories:

- Twin hood system
- Remote interface
- Inlet and outlet benches
- Additional baskets

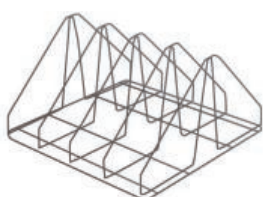





WABI.C8 – 8 Compartment Cutlery holder
Blue with handles, 427x107x139mm



WABI.C1 – Small Square Cutlery basket
White, 107x107x139mm




WAWT.5050.115 – GN washing basket
Stainless Steel, 500x500x280mm
115mm between each slide



WABI.P12 – Insert for 12 Saucers
Grey, 290x90x75mm



WABC.4040 – Glass Basket
Grey, 400x400x130mm



WABD.4040 – Peg Basket
Grey, 400x400x130mm



WABT.5050.25 – 25, Pegged Open Plate Basket
WABT.5050.64 – 64, Pegged Open Plate Basket
Blue, 500x500x100mm
Stackable baskets, handles on 4 sides



WABD.5050.25 – 25, Pegged Plate Rack
WABD.5050.64 – 64, Pegged Plate Rack
Blue, 500x500x100mm
Stackable baskets, handles on 4 sides



WABC.5050 – Flat Basket
Blue, 500x500x100mm
Stackable baskets, handles on 4 sides

ACCESSORIES



WABC.6050 – Flat Basket
Grey, 600x500x120mm



WABD.6050 – Pegged Plate Rack
Grey, 600x500x120mm



8395.0025 – Double basket kit for AF50.35EM
Allows two baskets to be placed inside at once
Baskets not included



6110.050001 – Glasswasher stand with storage 455x465x580 (± 30mm)
Raises glasswasher for easier loading/unloading,
Suit AF40.30ELS

6110.050002 – Dishwasher stand with storage 572x616x580 (± 30mm)
Raises dishwasher for easier loading/unloading,
Suit AF50.35EM



8395.0028 – Remote interface control kit
Allows installation of interface for hood type dishwasher in different location.
Ideal for smaller washing areas wanting to make use of corner space.



Remote Control Interface pictured in-situ

Brisbane

Sydney

Melbourne

Perth

Adelaide

1300 79 1954
www.stoddart.com.au

Auckland

0800 79 1954
www.stoddart.co.nz

Manufactured or Imported
& distributed exclusively by:

