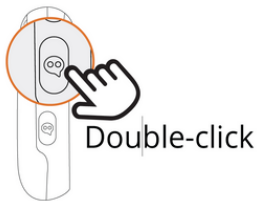
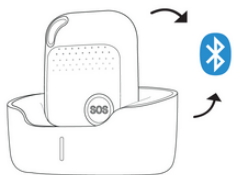


SILENT MODE BUTTON



Double-click this button to **turn off voice warnings**, double-click the button again to **turn on voice warnings**.



Put device on charging base more than 30 seconds, and they will be paired automatically via Bluetooth.

SPECIFICATION

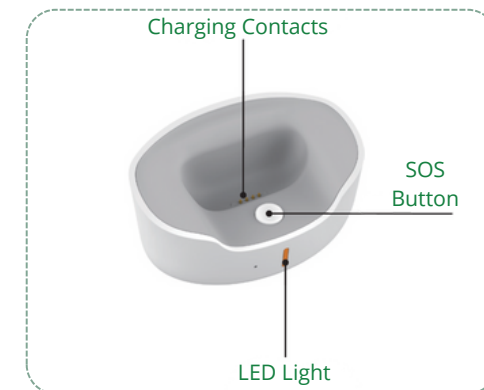

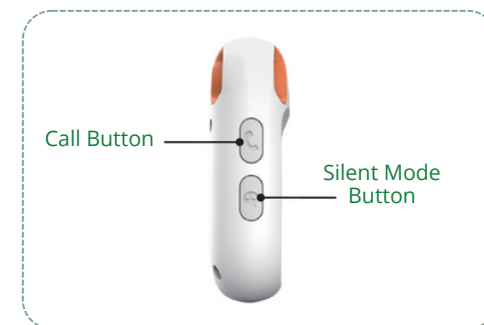

- Dimension: H62mmxL47mmxW17mm
- Weight: 53g
- Battery: Rechargeable, 3.7V, 1000mAh
- Charging voltage: 5V DC
- Waterproof: IP67
- 4 locating technologies: GPS, BLE (Bluetooth Low Energy), Wi-Fi, LBS (Location Based Service)

CAUTIONS

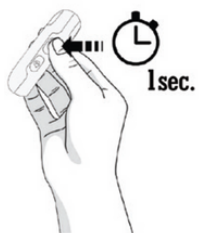
- Do not use and store the device in dusty places.
- Do not put the device in overheated or over cooled places.
- Clean the device with a dry cloth. Do not clean with chemicals or detergent.
- Do not disassemble or refit the device.
- Do not attempt to change the device battery.

GPS LOCATEME

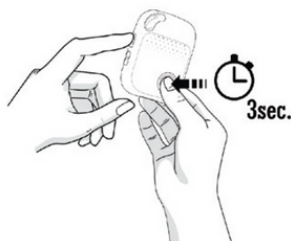
USER GUIDE



SWITCHING ON/OFF

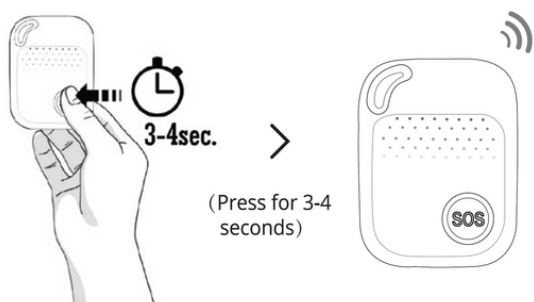


To turn ON the device: press the CALL button for 1 second, all the LEDs will flash rapidly. The device can also be turned on automatically by charging via magnetic USB cable or put it into the docking station.



To turn OFF the device: press and hold the side button and SOS button together for 3 seconds until the LEDs turn off.

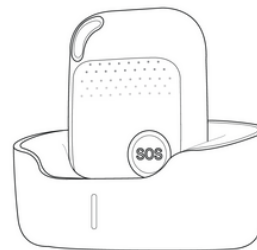
ACTIVATING SOS ALARM



When you need help, press the SOS button for 3-4 seconds until you feel a vibration and hear a voice prompt of activating an SOS alarm. This sends a call for help to our Monitoring Centre.

An operator will speak to you via two-way voice communication and confirm your location. You can speak to the operator through the device microphone.

CHARGING YOUR DEVICE



- Place the device on the charging base
- Connect the USB cable from the charging base to the AC adaptor

The charging base light will glow when charging and turn solid when fully charged.

TIP

For first time use, please fully charge the battery for around 2-3 hours.

WHAT DO THE LIGHTS MEAN?

Cellular Signal Indicator (Green)

Light shows a single flash rapidly every three seconds	Light shows a double flash rapidly every three seconds
The device has a stable cellular signal	The device is registered to the cellular network

Positioning Indicator (Blue)

Light shows a single flash rapidly every three seconds	Light shows a double flash rapidly every three seconds	Light off
The device has no current location fix	The device has current location fix	The device is not fixing the current location

Power Indicator (Red)

Red ON solid	Red shows a double flash rapidly every three seconds	Red blinking quickly	Red OFF or blinking slowly
The device has been fully charged	BLE connected	Battery power is lower than 20%	The device is charging