


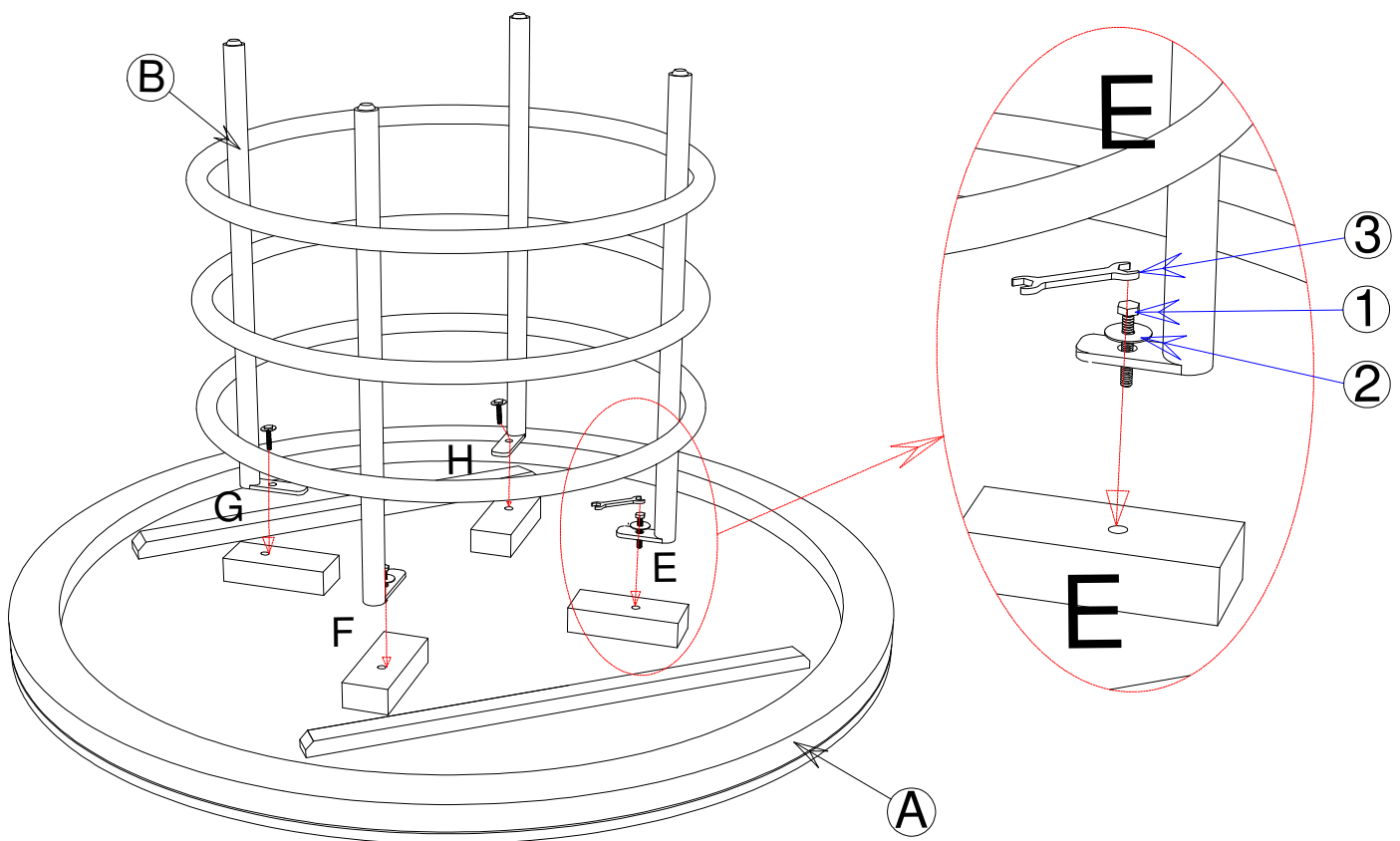
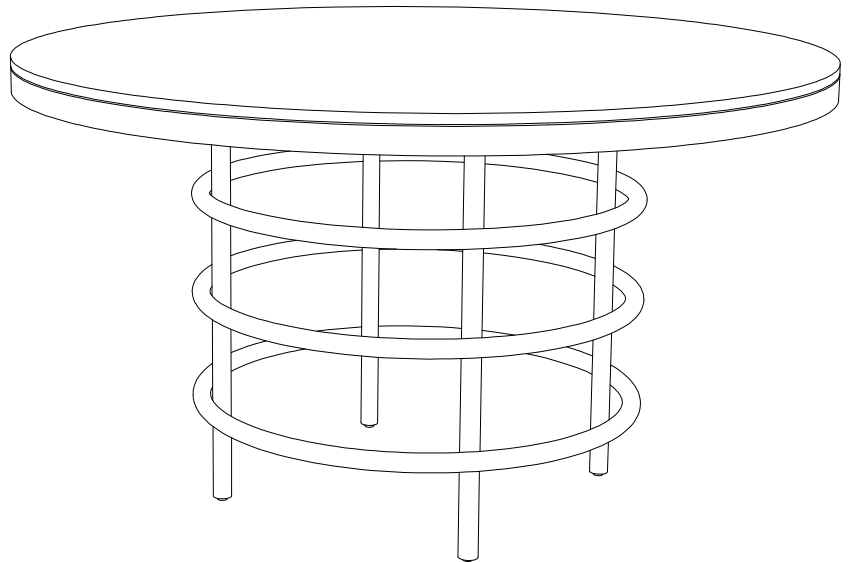


# HEKMAN®

A HOWARD MILLER COMPANY

## ASSEMBLY INSTRUCTION FOR 24521 ROUND DINING TABLE

HARDWARE LIST			
NO.	ITEM	DESCRIPTIN	QTY.
1		Bolt M8X25 MM	4
2		Flat washer M8X25 MM	4
3		Wrench	1



### TO ASSEMBLY :

STEP 1 : Unpack round dining table and turn the top (A) upside down. on a clean, soft surface.

STEP 2 : Match the iron base (B). use matching marks E F G H - on top (A).

STEP 3 : Align holes in iron base (B) with holes on bottom of top (A) and slide it into position.

STEP 4 : Thread the flat washer(2) , bolt (1) to iron base (B) . Do not tighten bolts fully.

STEP 5 : Tighten bolts in step 4 fully with wrench (3) then carefully turn the round dining table upright.