




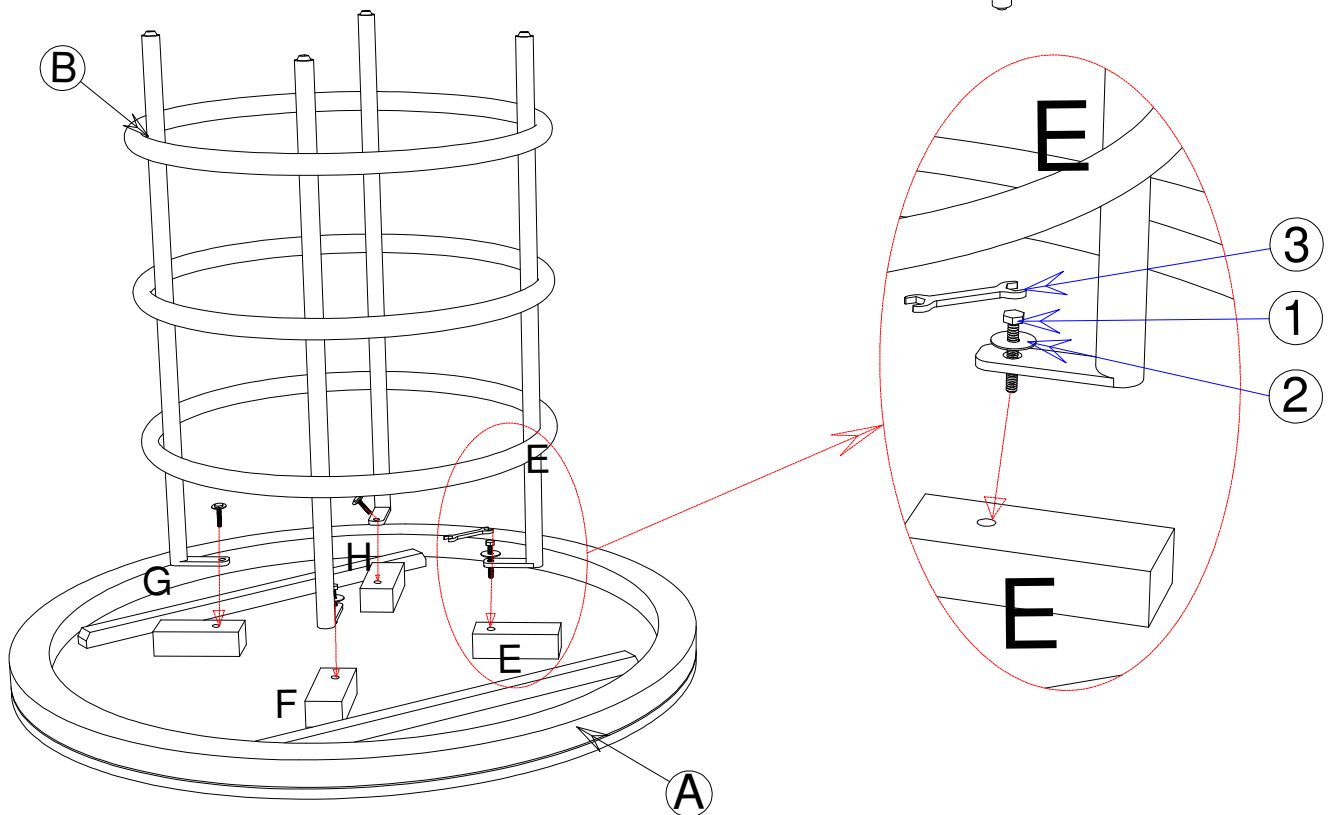
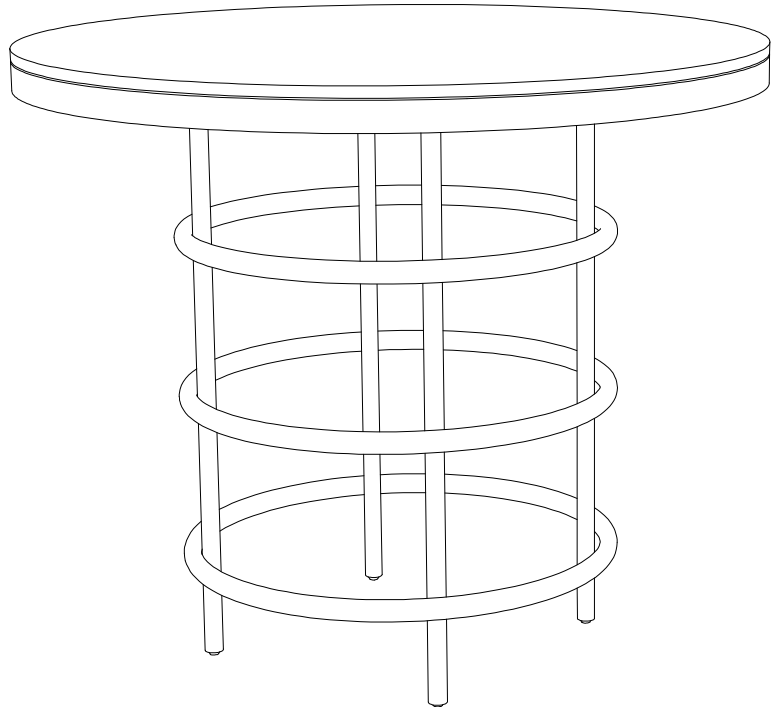
# HEKMAN®

A HOWARD MILLER COMPANY

## ASSEMBLY INSTRUCTION FOR 24528 ROUND PUB TABLE

### HARDWARE LIST

NO.	ITEM	DESCRIPTIN	QTY.
1		Bolt M8X20 MM	4
2		Flat washer M8X25 MM	4
3		Wrench	1



### TO ASSEMBLY :

- STEP 1 : Unpack round pub table and turn the top (A) upside down. on a clean, soft surface.
- STEP 2 : Match the iron base (B). use matching marks E F G H - on top (A).
- STEP 3 : Align holes in iron base (B) with holes marks E F G H - on top (A) and slide it into position.
- STEP 4 : Thread the flat washer(2) , bolt (1) to iron base (B) . Do not tighten bolts fully.
- STEP 5 : Tighten bolts in step 4 fully with wrench (3) then carefully turn the round pub table upright.