



As shown:  
FT63B-AB-1F-1F-9F

## CUSTOM FIREPLACE TV CONSOLE COMMON FEATURES

Made in the USA



### Fireplace with LED technology.

Five levels of flame brightness. 1500W infrared heater with adjustable temperature (59°-86°F). Heating function is optional. Remote or manual push button operation.

### Quality Furniture Construction

Made with select hardwoods and veneers.

### Multiple Finish Options

Nine finish options available.

### Soft-close Doors

Choice of door style and hardware option if applicable.

### Adjustable Shelves with Metal Clips

Our cabinets come with multiple holes to maximize shelf adjustment. One shelf behind each door.

### Drawers with Metal Drawer Glides

Choice of drawer style and hardware option if applicable.

### Adjustable Floor Levelers

Height adjustable feet provide stability on uneven and carpeted surfaces.

Multiple Size and Style Options Available.

33" TALL

41" EXTRA TALL

46"  
WIDE



63"  
WIDE



72"  
WIDE



# FIREPLACE TV CONSOLES

- 46", 63" and 72" WIDE FIREPLACE TV CONSOLES
- MULTIPLE FINISH OPTIONS
- CHOICE OF DOOR, DRAWER AND HARDWARE STYLES
- QUICKLY DELIVERED TO YOUR HOME

## CUSTOMIZE A CONSOLE IN 4 EASY STEPS

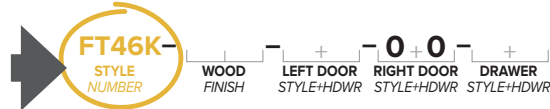
Example shown is style number FT46K-SC-XA-00-9D



step 1

### PICK A STYLE

Begin by selecting a TV Console Style by its unique STYLE NUMBER.



step 2

### PICK A WOOD FINISH

Enter a 2-letter WOOD FINISH code next to the style number in the spaces provided.



step 3

### PICK A DOOR STYLE & HARDWARE

If applicable with your selected Console, choose a DOOR STYLE and a HARDWARE STYLE and enter the corresponding code into the spaces provided.



\*NOTE: A TV Console with doors may have one or two door style choices. Refer to the illustration for the positions the doors; choose any door style. If there is NO DOOR, enter "00".

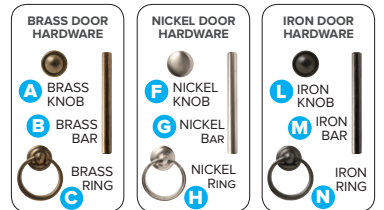
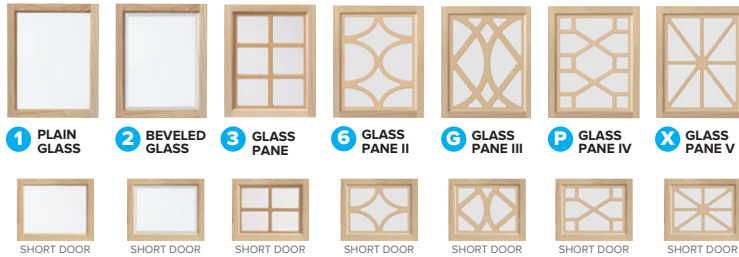


00 NO DOOR IN THIS SPACE

#### WOOD DOOR OPTIONS



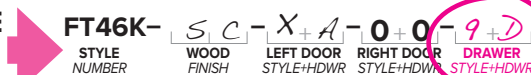
#### GLASS DOOR OPTIONS



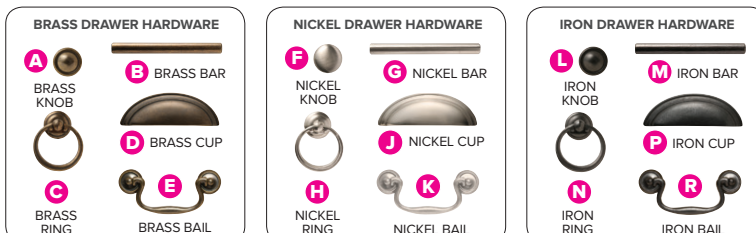
step 4

### PICK A DRAWER STYLE & HARDWARE

If applicable with your selected Console, choose a DRAWER STYLE and a HARDWARE STYLE and enter the corresponding code into the spaces provided.

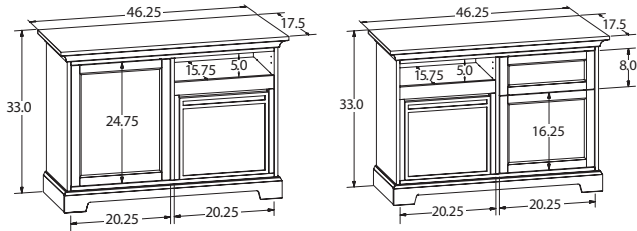


\*NOTE: A TV Console with drawers has one drawer style choice. If there is NO DRAWER, enter "00".



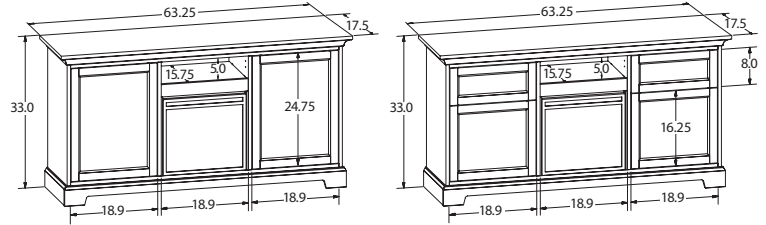
## 46" WIDE FIREPLACE TV CONSOLES

OVERALL DIMENSIONS: Width 46.25" x Depth 17.5" x Height 33"



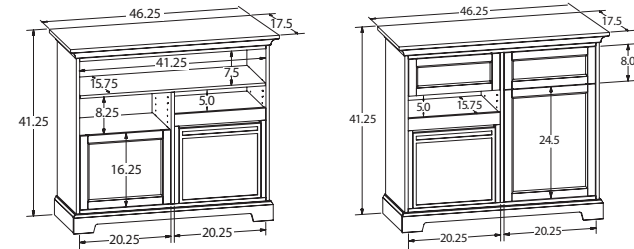
## 63" WIDE FIREPLACE TV CONSOLES

OVERALL DIMENSIONS: Width 63" x Depth 17.5" x Height 33"



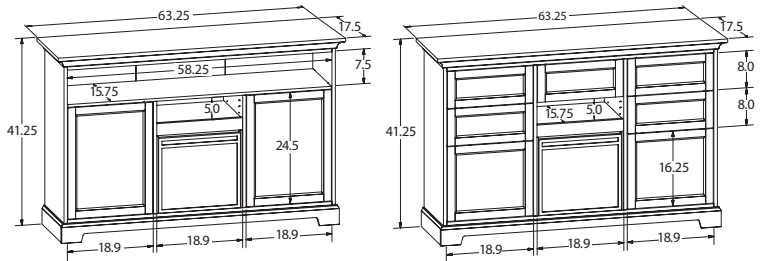
## 46" WIDE / 41" EXTRA TALL FIREPLACE TV CONSOLES

OVERALL DIMENSIONS: Width 46.25" x Depth 17.5" x Height 41.25"



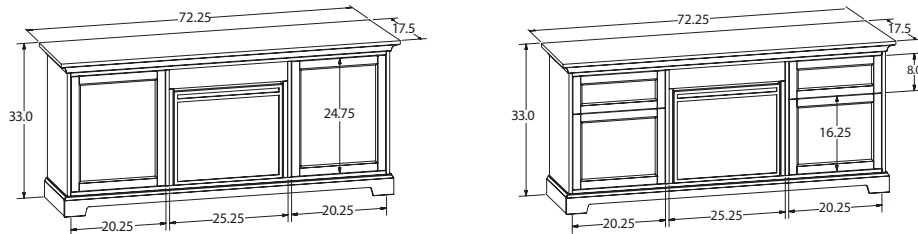
## 63" WIDE / 41" EXTRA TALL FIREPLACE TV CONSOLES

OVERALL DIMENSIONS: Width 63" x Depth 17.5" x Height 41.25"



## 72" WIDE FIREPLACE TV CONSOLES

OVERALL DIMENSIONS: Width 72.25" x Depth 17.5" x Height 33"



## 72" WIDE / 41" EXTRA TALL FIREPLACE TV CONSOLES

OVERALL DIMENSIONS: Width 72.25" x Depth 17.5" x Height 41.25"

