



Request for Contract Update

Pursuant to the terms of contract number R191802 for Allsteel Inc. Contractor must notify and receive approval from Region 4 ESC when there is an update in the contract. No request will be officially approved without the prior authorization of Region 4 ESC. Region 4 ESC reserves the right to accept or reject any request.

Allsteel Inc. (Contractor) hereby provides notice of the following update on this date September 19, 2022.

Instructions: Contractor must check all that may apply and shall provide supporting documentation. Requests received without supporting documentation will be returned. This form is not intended for use if there is a material change in operations, such as assignment, bankruptcy, change of ownership, merger, etc. Material changes must be submitted on a "Notice of Material Change to Vendor Contract" form.

- Authorized Distributors/Dealers**
- Addition
- Deletion
- Supporting Documentation

- Price Update**
- _____ Supporting Documentation

- Products/Services**
- New Addition
- _____ Update Only
- Supporting Documentation

- Discontinued Products/Services**
- _____ Supporting Documentation

- States/Territories**
- _____ Supporting Documentation

- Other** _____
- _____ Supporting Documentation

Notes: Contractor may include other notes regarding the contract update here: (attach another page if necessary). Allsteel is requesting to update their dealers as outlined below for Contract R191802.

Update one dealer name and remove five dealers. Please see second page for details. Also attached is an updated dealer listing for posting to OMNIA website. In addition, Allsteel is requesting to add their new Mural Desking line to their current product offering.

Submitted By: Cindy Hermann

Approved by Email: Date 9/23/2022 | 2:37 PM CDT

Title: Public Sector Contract Analyst

Denied by Email: Date _____

Email Address: hnigovcontracts@hnicorp.com

DocuSigned by:
Robert Zingelmann
Region 4 ESC: _____
081D33BB0130490...

Allsteel Inc. Dealer Updates - Contract R191802

Dealer Name:	Address:	City:	State:	Zip:
COFCO, A Henricksen Company (Name Change)	2200 N AMERICAN ST	PHILADELPHIA	PA	19133
COFCO, A Henricksen Company (Name Change)	1725 I ST NW STE 250	WASHINGTON	DC	20006

Remove:

BUSINESS INTERIORS OF IDAHO	176 S CAPITOL BLVD	BOISE	ID	83702
CONTRACT FURNISHINGS-DENVER	3115 E. 40TH AVENUE	DENVER	CO	80205
MBI BUSINESS DESIGNS	750 S 200 WEST	SALT LAKE CITY	UT	84101
WILSON OFFICE INTERIORS	1341 W MOCKINGBIRD LN STE 1100W	DALLAS	TX	75247
WORKSPACE SOLUTIONS (FORT WAYNE)	2208 PRODUCTION RD	FORT WAYNE	IN	46808-3656

Allsteel Inc. and Gunlocke Dealer List - Contract R191802

Dealer Name:	Address:	City:	State:	Zip:
360 OFFICE SOLUTIONS	3676 PIERCE PKWY	BILLINGS	MT	59106-3905
A-Z OFFICE RESOURCE, INC.	113 JETPLEX CIR STE A1	MADISON	AL	35758-8956
ALIGN 1 SOLUTIONS	1301 E BROWARD BLVD STE 320	FORT LAUDERDALE	FL	33301
ALL MAKES OFFICE EQUIPMENT	3333 O ST	LINCOLN	NE	68510
ALL MAKES OFFICE EQUIPMENT	2558 FARNAM ST	OMAHA	NE	68131
ALL MAKES OFFICE EQUIPMENT (DES MOINES)	500 E COURT AVE STE 150	DES MOINES	IA	50309
ARCTIC OFFICE PRODUCTS	100 W FIREWEED LN	ANCHORAGE	AK	99503-2604
BALL OFFICE PRODUCTS	2100 WESTMORELAND ST	RICHMOND	VA	23230
BASSETT OFFICE SUPPLY	2266 FAIRYSTONE PARK HIGHWAY	BASSETT	VA	24055
BECK TOTAL OFFICE INTERIORS	606 W AMADOR AVE	LAS CRUCES	NM	88005
BECK TOTAL OFFICE INTERIORS	8300 JEFFERSON ST NE STE A	ALBUQUERQUE	NM	87113
BENCHMARK OFFICE SOLUTIONS DBA SAMCO BUSINESS PROD	3612 W TURMAN BLVD	JEFFERSON CITY	MO	65109
BENJAMIN ROBERTS LTD	240 N PRINCE ST	LANCASTER	PA	17603-3528
BROUSSARD GROUP	4985 EISENHAEUER RD STE 103	SAN ANTONIO	TX	78218
BUSINESS ENVIRONMENTS LLC	7 ENTIN RD ste 201	PARSIPPANY	NJ	07054
CAL & STAN INC DBA CAL BENNETT'S INC	615 NORTH PLAZA DR	VISALIA	CA	93291
CAMPBELL KELLER	3766 BRADVIEW DR	SACRAMENTO	CA	95827-9702
CASEY'S EXECUTIVE INTERIORS	152 ROUTE 22 WEST	GREEN BROOK	NJ	08812
COFCO, A Henricksen Company (Name Change)	2200 N AMERICAN ST	PHILADELPHIA	PA	19133
COFCO, A Henricksen Company (Name Change)	1725 I ST NW STE 250	WASHINGTON	DC	20006
COMMERCIAL DESIGN SERVICES-JACKSONVILLE	9428 BAYMEADOWS RD #112	JACKSONVILLE	FL	32256
COMMERCIAL DESIGN SERVICES-ORLANDO	640 DOUGLAS AVENUE STE 1514	ALTAMONTE SPRINGS	FL	32714
COMMERCIAL DESIGN SERVICES-TALLAHASSEE	508 CAPITAL CIRCLE SE, UNIT 508-C	TALLAHASSEE	FL	32301
COMMERCIAL DESIGN SERVICES-TAMPA	5805 BARRY RD	TAMPA	FL	33634
COMMERCIAL OFFICE INTERIORS	300 ELLIOT AVE W STE 3000	SEATTLE	WA	98119
COMPASS OFFICE SOLUTIONS	3320 ENTERPRISE WAY	MIRAMAR	FL	33025
COOPER OFFICE SUPPLY	102 E LINCOLN AVE	FERGUS FALLS	MN	56537
CORE OFFICE INTERIORS	10300 METRIC BLVD STE 200	AUSTIN	TX	78758-4966
CORE OFFICE INTERIORS	7108 OLD KATY RD STE 150	HOUSTON	TX	77024
CORPORATE BUSINESS INTERIORS (IRVINE)	3501 JAMBOREE RD STE 400	NEWPORT BEACH	CA	92660-2939
CSI FULLMER	131 N EL MOLINO AVE STE 170	PASADENA	CA	91101-6603
DAVIES OFFICE REFURBISHINGS, INC.	40 LOUDONVILLE RD	ALBANY	NY	12204
DOURON	10 PAINTERS MILL RD	OWINGS MILL	MD	21117
DOURON	220 CONTINENTAL DR STE 106	NEWARK	DE	19713
DUPLER OFFICE	330 W SPRING ST STE 150	COLUMBUS	OH	43215-7317
EAU CLAIRE BUSINESS INTERIORS	2224 MERCANTILE DR	EAU CLAIRE	WI	54703
ENVIRONMENTS	707 SE BELMONT ST	PORTLAND	OR	97214
ENVIRONMENTS 4 BUSINESS LLC	515 EUCLID AE STE 100	CLEVELAND	OH	44114
ENVIRONMENTS 4 BUSINESS LLC	3421 RIDGEWOOD RD STE 270	FAIRLAWN	OH	44333
FORWARD TILT LLC	6340 E THOMAS RD STE 200	SCOTTSDALE	AZ	85251
FRIENDSOFFICE	2300 BRIGHT RD	FINDLAY	OH	45840-5432
FRIENDSOFFICE	4604 SALEM AVE	DAYTON	OH	45416
GENERAL OFFICE SUPPLY	1003 JEFFERSON ST	LAFAYETTE	LA	70501
GENERAL OFFICE SUPPLY	320 7TH ST	LAKE CHARLES	LA	70601
HDW COMMERCIAL INTERIORS	2274 W 93RD AVE	MERRILLVILLE	IN	46410-6901
HENRICKSEN & COMPANY INC	3070 GATEWAY RD	BROOKFIELD	WI	53045-5112
HENRICKSEN & COMPANY INC	1101 W THORNDALE AVE	ITASCA	IL	60143-1334
HENRICKSEN & COMPANY INC	5205 EASTPARK BLVD STE 102	MADISON	WI	53718-2151
HENRICKSEN & COMPANY INC	1101 W RIVER PKWY STE 100	MINNEAPOLIS	MN	55415-1215
HENRICKSEN & COMPANY INC	401 SW WATER ST STE 507	PEORIA	IL	61602-1587
HENRICKSEN & COMPANY INC	328 SOUTH JEFFERSON STR, STE 950	CHICAGO	IL	60661
HENRICKSEN & COMPANY INC - AUSTIN	2908 MARAVILLAS LOOP	AUSTIN	TX	78735
HENRICKSEN & COMPANY INC-NEW YORK	1040 AVENUE OF THE AMERICAS FL 22	NEW YORK	NY	10018-3762
HERALD OFFICE SOLUTIONS	90 N SHORECREST RD STE A	COLUMBIA	SC	29209
HERALD OFFICE SOLUTIONS	832 WADE HAMPTON BLVD	GREENVILLE	SC	29609
HERALD OFFICE SOLUTIONS	3250 TILE DR	CHARLESTON	SC	29405
HERALD OFFICE SOLUTIONS	127 CHESTERFIELD HWY	CHERAW	SC	29520
HERALD OFFICE SOLUTIONS	801 N CASHUA DR	FLORENCE	SC	29501
HERALD OFFICE SOLUTIONS	736 BROAD ST	SUMTER	SC	29501
HERALD OFFICE SOLUTIONS	909 BROADWAY ST	MYRTLE BEACH	SC	29577
HERALD OFFICE SOLUTIONS	110 E ROOSEVELT	DILLON	SC	29536
HiTOUCH BUSINESS SERVICES- all locations				
IE CONNECT LLC	1331 19TH STREET	DENVER	CO	80202
INFINIUM INTERIORS LLC	850 MILILANI ST FL 2	HONOLULU	HI	96813
INSIDE SOURCE INC- SAN CARLOS	985 INDUSTRIAL RD STE 101	SAN CARLOS	CA	94070-4157

INSIDE SOURCE INC- SAN FRANCISCO	2 EMBARCADERO CTR STE R2308 PROMENADE LEVEL	SAN FRANCISCO	CA	94111
INSIDE SOURCE INC- SAN JOSE	300 PARK AVE STE 150	SAN JOSE	CA	95110
INSIDE SOURCE NORTHEAST-NEW YORK	9 EAST 38TH ST 10TH FL	NEW YORK	NY	10016
INSIDE SOURCE NORTHEAST-NORWALK	501 MERRIT 7, PLAZA LEVEL	NORWALK	CT	06851
INTERIOR ELEMENTS LLC	141F PELHAM DR STE 181	COLUMBIA	SC	29209-1321
INTERIOR ELEMENTS LLC	800 W HILL ST STE 404	CHARLOTTE	NC	28208-5365
INTERIOR ELEMENTS LLC	1111 HAYNES ST STE 200	RALEIGH	NC	27604-1454
INTERIOR ELEMENTS LLC	2320 1ST AVE N STE 110	BIRMINGHAM	AL	35203-4302
INTERIOR ELEMENTS LLC	830 WILSON DR STE A	RIDGELAND	MS	39157-4508
INTERIOR ENVIRONMENTS	48700 GRAND RIVER AVE	NOVI	MI	48374-1228
INTERSTATE OFFICE INTERIORS	5116 S SPRINKLE RD	PORTAGE	MI	49002
J2 OFFICE PRODUCTS	700 SUNSET BLVD	KALISPELL	MT	59901
JUNEAU BUSINESS INTERIORS	MENDENHALL MALL RD STE 5B	JUNEAU	AK	99801
KENTWOOD OFFICE FURNITURE INC	3063 BRETON RD SE	GRAND RAPIDS	MI	49512-1747
KERSHAW INC	119 S HOWARD ST	SPOKANE	WA	99201-3806
LOUISIANA OFFICE SUPPLY	7643 FLORIDA BLVD	BATON ROUGE	LA	70806
MALONE OFFICE ENVIRONMENTS	1345 13TH AVE	COLUMBUS	GA	31901-2347
MID CITY OFFICE EQUIPMENT INC.	2495 MAIN ST STE 240	BUFFALO	NY	14214
MIDWEST OFFICE INTERIORS INC	10330 ARGONNE WOODS DR STE 600	WOODRIDGE	IL	60517-5102
MODERN BUSINESS INTERIORS	1023 PORTWEST DR	ST CHARLES	MO	63303
MOSER SALES CORPORATION	601 N 13TH ST	ROGERS	AR	72756
MUNSON BUSINESS INTERIORS INC.	2307 RIVER RD STE 100	LOUISVILLE	KY	40206
NITTANY OFFICE EQUIPMENT	1207 S ATHERTON ST	STATE COLLEGE	PA	16801
OFFICE CREATIONS INC	5250 BROOK HOLLOW PKWY	NORCROSS	GA	30071
Office Depot - All U.S. locations				
OFFICE ELEMENTS	1508 JEFFERSON ST	WATERLOO	IA	50702
OFFICE ELEMENTS	1280 N LAKE AVE STE 1	STORM LAKE	IA	50588
OFFICE ELEMENTS GROUP	3820 N POTSDAM AVE	SIoux FALLS	SD	57104
OFFICE ELEMENTS GROUP-CEDAR RAPIDS	401 1ST ST SE STE 101	CEDAR RAPIDS	IA	5241
OFFICE ENVIRONMENTS INTERNATIONAL	2700 S QUINCY ST STE 320	ARLINGTON	VA	
OFFICE FURNITURE DIRECT INC.	1240 ROUTE 110 (BROAD HOLLOW ROAD)	FARMINGDALE	NY	11735
OFFICE IMAGES INC	2099 GAITHER RD STE 130	ROCKVILLE	MD	20850-4057
OFFICE INTERIORS OF MEMPHIS	7891 STAGE HILLS BLVD STE 101	MEMPHIS	TN	38133-4052
OFFICE SERVICE COMPANY	1009 TUCKERTON CT	READING	PA	19605-1177
OFFICE SOLUTIONS & SERVICES (OS2)	1020 NORTH AVE WEST	MISSOULA	MT	59801
PARAGON COMMERCIAL INTERIORS	210 EMERSON PLACE STE 300	DAVENPORT	IA	52801
PARRON HALL CORPORATION	9655 GRANITE RIDGE DR STE 100	SAN DIEGO	CA	92123-2697
PLANO OFFICE SUPPLY	1405 E PLANO PARKWAY	PLANO	TX	75074
RJE BUSINESS INTERIORS INC.	621 E OHIO ST	INDIANAPOLIS	IN	46202
SAM CLAR OFFICE FURNITURE INC	1221 DIAMOND WAY	CONCORD	CA	94520-5209
SEAGATE OFFICE PRODUCTS INC	1044 HAMILTON DRIVE	HOLLAND	OH	43528
SPACES INC.	14950 W 86TH ST	LENEXA	KS	66215
Staples All U.S. locations				
STAPLES FURNITURE SOLUTIONS	7104 CROSSROADS BLVD STE 118	BRENTWOOD	TN	37027
STAPLES FURNITURE SOLUTIONS	5100 N BROOKLINE AVE STE 575	OKLAHOMA CITY	OK	73108
STAPLES FURNITURE SOLUTIONS	6031 S 129TH EAST AVE STE A	TULSA	OK	74137
STAPLES FURNITURE SOLUTIONS	700 TAYLOR RD STE 100	COLUMBUS	OH	43230
STAPLES FURNITURE SOLUTIONS	3111A MARKET ST	GREEN BAY	WI	54304
STAPLES FURNITURE SOLUTIONS	8602 W BUCKEYE RD STE 103	TOLLESON	AZ	85006
STAPLES FURNITURE SOLUTIONS	5485 EXPRESS CIRCLE	MADISON	WI	53704
STAPLES FURNITURE SOLUTIONS	120 OPUS DR	OAK CREEK	WI	53154
STAPLES FURNITURE SOLUTIONS	6600 PEACHTREE DUNWOODY RD NE	ATLANTA	GA	30328
STAPLES FURNITURE SOLUTIONS	7800 THIRD FLAG PARKWAY	AUSTELL	GA	30168
STAPLES FURNITURE SOLUTIONS	2158 NORTHGATE PARK LANE STE 216	CHATTANOOGA	TN	37415
STAPLES FURNITURE SOLUTIONS	408 N CEDAR BLUFF ROAD STE 451	KNOXVILLE	TN	37923
STAPLES FURNITURE SOLUTIONS	4575 PLEASANT HILL RD STE 104	MEMPHIS	TN	38118
STAPLES FURNITURE SOLUTIONS	555 WEST JACKSON AVE STE 303	KNOXVILLE	TN	37902
STAPLES FURNITURE SOLUTIONS	800 6TH AVE SOUTH STE 200	NASHVILLE	TN	37203
STAPLES FURNITURE SOLUTIONS	1905 B KRAMER LANE STE 800	AUSTIN	TX	78758
STAPLES FURNITURE SOLUTIONS	15109 SHOSHONE DR	CORPUS CHRISTI	TX	78410
STAPLES FURNITURE SOLUTIONS	6400 HOLLISTER ST	HOUSTON	TX	77040
STAPLES FURNITURE SOLUTIONS	7021 DORSEY RD	HANOVER	MD	21076
STAPLES FURNITURE SOLUTIONS	4510 FRONTAGE RD NW STE 102	AUBURN	WA	98001
STAPLES FURNITURE SOLUTIONS	4790 REGENT BLVD STE 250	IRVING	TX	75063
STAPLES FURNITURE SOLUTIONS	4353 INTERSTATE WAY	SAN ANTONIO	TX	78219
STAPLES FURNITURE SOLUTIONS	8909 PURDUE RD STE 160	INDIANAPOLIS	IN	46268
STAPLES FURNITURE SOLUTIONS	12730 COMMONWEALTH DRIVE STE 8&9	FORT MEYERS	FL	33913

STAPLES FURNITURE SOLUTIONS	6631 EXECUTIVE PK CT N BLDG 100, STE 108	JACKSONVILLE	FL	32216
STAPLES FURNITURE SOLUTIONS	10701 CENTRAL PORT DRIVE	ORLANDO	FL	32824
STAPLES FURNITURE SOLUTIONS	3991 COMMERCE PARKWAY	MIRAMAR	FL	33025
STAPLES FURNITURE SOLUTIONS	4661 OAK FAIR BLVD	TAMPA	FL	33610
STAPLES FURNITURE SOLUTIONS	5600 77 CNTR DR STE 180	RALEIGH	NC	27604
STAPLES FURNITURE SOLUTIONS	5401 LONGLEY LANE STE 16-17	RENO	NV	89511
STAPLES FURNITURE SOLUTIONS	17187 N LAUREN PARK DR STE 220	LIVONIA	MI	48152
STAPLES FURNITURE SOLUTIONS	4205 S 96TH ST	OMAHA	NE	68127
STAPLES FURNITURE SOLUTIONS	50 METHODIST HILL DRIVE STE 1300	ROCHESTER	NY	14623
STAPLES FURNITURE SOLUTIONS	5941 MIDWAY PARK BLVD NE STE D	ALBUQUERQUE	NM	87109
STAPLES FURNITURE SOLUTIONS	202 CENTREPORT DR	GREENSBORO	NC	27409
STAPLES FURNITURE SOLUTIONS	1616 E MILLBROOK RD STE 310	RALEIGH	NC	27609
STAPLES FURNITURE SOLUTIONS	1133 POPLAR CREEK RD	HENDERSON	NC	27537
STAPLES FURNITURE SOLUTIONS	3957 WESTERRE PARKWAY STE 208	RICHMOND	VA	23233
STAPLES FURNITURE SOLUTIONS	2 PARK MANOR DR STE 400	PITTSBURGH	PA	15205
STAPLES FURNITURE SOLUTIONS	1400 N CAMBRIDGE AVE	KANSAS CITY	MO	64120
STAPLES FURNITURE SOLUTIONS	45 CEDAR LANE	ENGELWOOD	NJ	07631
STAPLES FURNITURE SOLUTIONS	1233 W COUNTRY RD E	ARDEN HILLS	MN	55112
STAPLES FURNITURE SOLUTIONS	8941 SPRINGDALE AVE	ST LOUIS	MO	63134
STAPLES FURNITURE SOLUTIONS	2756 S COLE STE 120	BOISE	ID	83709
STAPLES FURNITURE SOLUTIONS	5793 WIDEWATERS PKWY STE 110	SYRACUSE	NY	13214
STAPLES FURNITURE SOLUTIONS	5000 TREMONT AVE STE 106	DAVENPORT	IA	52807
STAPLES FURNITURE SOLUTIONS	11590 CENTURY BLVD STE 111	CINCINNATI	OH	45246
STAPLES FURNITURE SOLUTIONS	2861 104TH ST STE F&G	URBANDALE	IA	50322
STAPLES FURNITURE SOLUTIONS	4324 S SHERWOOD FOREST BLVD STE 170	BATON ROUGE	LA	70816
STAPLES FURNITURE SOLUTIONS	5551 PARKWEST DR STE 15	BESSEMER	AL	35022
STAPLES FURNITURE SOLUTIONS	4170 HIGHLANDER PKY STE 100	RICHFIELD	OH	44286
STAPLES FURNITURE SOLUTIONS	13800 E 39TH AVENUE	AURORA	CO	80011
STAPLES FURNITURE SOLUTIONS	555 LORDSHIP BLVD	STRATFORD	CT	06615
STAPLES FURNITURE SOLUTIONS	5441 NE 148TH AVE STE 101	PORTLAND	OR	97230
STAPLES FURNITURE SOLUTIONS	163 MADISON AVE 3RD FLOOR	MORRISTOWN	NJ	
STAPLES FURNITURE SOLUTIONS	2201 BROOKWOOD DR STE 110	LITTLE ROCK	AR	72202
STAPLES FURNITURE SOLUTIONS	9440 LURLINE AVENUE	CHATSWORTH	CA	91311
STAPLES FURNITURE SOLUTIONS	16501 TROJAN WAY	LA MIRADA	CA	90638
STAPLES FURNITURE SOLUTIONS	6601 OVERLAKE PLACE	NEWARK	CA	94560
STAPLES FURNITURE SOLUTIONS	2227 SUMMER STREET, 2ND FLOOR	STAMFORD	CT	06905
STAPLES FURNITURE SOLUTIONS	1164 W NATIONAL DRIVE STE 20	SACRAMENTO	CA	95834
STAPLES FURNITURE SOLUTIONS	13225 DANIELSON ST	POWAY	CA	92064
STAPLES FURNITURE SOLUTIONS	235 PINE STREET STE 100	SAN FRANCISCO	CA	94104
STAPLES FURNITURE SOLUTIONS	4831 OLD SEWARD HWY	ANCHORAGE	AK	99503
STAPLES FURNITURE SOLUTIONS	1414 GLADIOLA ST BLDG 5 STE 200	SALT LAKE CITY	UT	84104
STAPLES FURNITURE SOLUTIONS	300 ARBOR LAKE DRIVE	COLUMBIA	SC	29223
STOCKS BUSINESS FURNITURE INC DBA STOCKS OFFICE FURNITURE	602 SOUTH COUNTRY FAIR DRIVE	CHAMPAIGN	IL	61821
STONE OFFICE EQUIPMENT INC	321 PEAR ST	SCRANTON	PA	18505-1621
SYNERGY BUSINESS ENVIRONMENTS	555 WEST JACKSON AVE STE 303	KNOXVILLE	TN	37902
SYNERGY BUSINESS ENVIRONMENTS	800 6TH AVE SOUTH STE 200	NASHVILLE	TN	37203

THE SUPPLY ROOM	8006 W BROAD ST	RICHMOND	VA	23294-4218
THE SUPPLY ROOM	216 BUSINESS PARK DR	VIRGINIA BEACH	VA	23462-6521
THE SYRACUSE BUSINESS CENTER INC.	750 W GENESEE ST	SYRACUSE	NY	13204
TOTAL OFFICE INTERIORS	129 PORTLAND ST	BOSTON	MA	02214
TOTAL OFFICE SOLUTIONS (WACO)	3615 FRANKLIN AVE #328	WACO	TX	76710
TRI COUNTY OFFICE INTERIORS	1205 COMMERCIAL ST	BELLINGHAM	WA	98225
UNION OFFICE INTERIORS	635 EASTERN AVE	AUGUSTA	ME	04330
UNION OFFICE INTERIORS	226 ANDOVER ST	WILMINGTON	MA	01887
WB Mason - All Locations				
W.B. MASON COMPANY	12985 SNOW RD	PARMA	OH	44130
W.B. MASON COMPANY	805 CENTER STREET	LYDONVILLE	VT	05851
W.B. MASON COMPANY	68 NESTI DR	SOUTH BURLINGTON	VT	05403
W.B. MASON COMPANY	11741 PHILLIPS HWY	JACKSONVILLE	FL	32256
W.B. MASON COMPANY	2405 COMMERCE PARK DR	ORLANDO	FL	32819
W.B. MASON COMPANY	9945 CURRIE DAVIS DR	TAMPA	FL	33619
W.B. MASON COMPANY	966 POSTAL RD STE 100	ALLENTOWN	PA	18109
W.B. MASON COMPANY	9420 GERWIG WAY	COLUMBIA	MD	21046
W.B. MASON COMPANY	1160 COMMERCE AVE	BRONX	NY	10462
W.B. MASON COMPANY	1280 LANDING LN STE 5	WESTMINSTER	MD	21157
W.B. MASON COMPANY	188 WATERS ST	AUGUSTA	ME	04330
W.B. MASON COMPANY	78 RICE ST	BANGOR	ME	04401
W.B. MASON COMPANY	1640 E PLEASANT VALLEY BLVD	ALTOONA	PA	16602
W.B. MASON COMPANY	53 WEST 23RD ST 10TH FLOOR	New York	NY	10010
W.B. MASON COMPANY	99 BALD HILL RD	CRANSTON	RI	02920
W.B. MASON COMPANY	2855 BROADWAY	CHEEKTOWAGA	NY	14227
W.B. MASON COMPANY	1809 PITTSBURGH AVE	ERIE	PA	16502
W.B. MASON COMPANY	1455 CONCORD ST	FRAMINGHAM	ME	01701
W.B. MASON COMPANY	121 1/2 WELLS ST	GREENFIELD	ME	01301
W.B. MASON COMPANY	20 AVE C	LEETSDALE	PA	15056
W.B. MASON COMPANY	8001 S WILLOW ST	MANCHESTER	NH	03103
W.B. MASON COMPANY	90 NICON ST	HAUPPAUGE	NY	11788
W.B. MASON COMPANY	12 JEANNE DR	NEWBURGH	NY	12550
W.B. MASON COMPANY	22 VETERANS LANE	PLATTSBURGH	NY	12901
W.B. MASON COMPANY	45 VANTAGE POINT DR, BLDG L	ROCHESTER	NY	14624
W.B. MASON COMPANY	1819 JOHN F KENNEDY BLVD STE 356	PHILADELPHIA	PA	19103
W.B. MASON COMPANY	1620 S LOUDON ST	WINCHESTER	VA	22601
W.B. MASON COMPANY	137 MAIN ST	SOUTHAMPTON	NY	11968
W.B. MASON COMPANY	2460 STATE ST	HAMDEN	CT	06517
W.B. MASON COMPANY	151 WOODWARD AVE	NORWALK	CT	06854
W.B. MASON COMPANY	2 CONSUMERS AVE	NORWICH	CT	06360
W.B. MASON COMPANY	43 N RD	EAST WINDSOR	CT	06088
W.B. MASON COMPANY	113 INTERCHANGE BLVD	NEWARK	DE	19711
W.B. MASON COMPANY	647 SUMMER ST	BOSTON	MA	02127
W.B. MASON COMPANY	1010 W CHESTNUT ST	BROCKTON	MA	02301
W.B. MASON COMPANY	55 FALMOUTH RD	HYANNIS	MA	02601
W.B. MASON COMPANY	274 W CUMMINGS PARK	WOBURN	MA	01605
W.B. MASON COMPANY	106 PINE TREE INDUSTRIAL PKWY	PORTLAND	ME	04102
W.B. MASON COMPANY	151 HELLER PLACE	BELLMAWR	NJ	08031
W.B. MASON COMPANY	21 COMMERCE DR	SOUTH BRUNSWICK	NJ	08512
W.B. MASON COMPANY	535 SECAUCUS RD	SECAUCUS	NJ	07094
W.B. MASON COMPANY	1200 STATE FAIR BLVD	SYRACUSE	NY	13209
W.B. MASON COMPANY	9396 RIVER RD	MARCY	NY	13403
W.B. MASON COMPANY	150 FACTORY ST	WATERTOWN	NY	13601
W.B. MASON COMPANY	379 BROAD ST	WAVERLY	NY	14892
W.B. MASON COMPANY	123 GREEN TREE RD	PHOENIXVILLE	PA	19460
W.B. MASON COMPANY	1751 LINCOLN HIGHWAY	NORTH VERSAILLES	PA	15137
W.B. MASON COMPANY	110 S BEESON AVE	UNIONTOWN	PA	15401
W.B. MASON COMPANY	3215 ESPRESSO WAY	YORK	PA	17406
W.B. MASON COMPANY	29 MILL ST	ALBANY	NY	12204
WEINBERGER'S BUSINESS INTERIORS	3023 RIVERWATCH PKWY STE G	AUGUSTA	GA	30907
WESTFALL COMMERCIAL FURNITURE INC	3930 HOWARRD HUGHES PKWY 5TH FL	LAS VEGAS	NV	89169
WESTFALL COMMERCIAL FURNITURE INC	444 S FLOWER STREET STE 4280	LOS ANGELES	CA	90071
WILSON BAUHAUS INTERIORS LLC	1341 W MOCKINGBIRD LN STE 1100W	DALLAS	TX	75247
WILTONS OFFICEWORKS	181 N EARL RUDDER FWY	BRYAN	TX	77802-5004
WORKSPACE ELEMENTS	3003 S HIGHLAND DR	SALT LAKE CITY	UT	84106
WORKPLACE SOLUTIONS INC (VIRGINIA BEACH)	317 VILLAGE RD STE 103	VIRGINIA BEACH	VA	23454-4374

Gunlocke only dealers:

Dealer Name:	Address:	City:	State:	Zip:
BUSINESS INTERIORS	1111 VALLEY VIEW LN	IRVING	TX	75061
EVENSONBEST LLC	641 6TH AVE #6	NEW YORK	NY	10011
G & M BUSINESS INTERIORS	1099 W LA CADENA DR	RIVERSIDE	CA	92501
JMJ CORPORATION	7910 W BROAD ST	RICHMOND	VA	23294
MOI INV	1801 PORTER ST STE 100	BALTIMORE	MD	21230
NAVAJO OFFICE PRODUCTS	1200 S TAYLOR ST	AMARILLO	TX	79101
NEW DAY OFFICE FURNISHINGS	1000 BOWEN PKWY	SUFFOLK	VA	23435
OFFICEWISE FURNITURE	1301 13TH ST	LUBBOCK	TX	79401
PMC COMMERCIAL INTERIORS	3000 PERIMETER PARK DR	MORRISVILLE	NC	27560
PRICE MODERN LLC	2604 SISSON ST	BALTIMORE	MD	21211
SPACES GROUP	7760 TRINITY RD #106	CORDOVA	TN	38018
SYSTEMS SOURCE	4685 MACARTHUR COURT STE 100	NEWPORT BEACH	CA	92660

OMNIA Partners Region 4 Education Service Center Discount Matrix
Allsteel Inc. Contract #R191802-Furniture, Installation and Related Services

Allsteel Price List: May 2022 + 4.0% surcharge

Gunlocke Price List: May 2022 + 4.0% surcharge

HBF Price List: July 2022 + 5.0% surcharge

Products	List per Order	Discount From List
Stride Systems, Terrace, Concensys, Optimize, Further, Involve Casegoods, Approach, Stride Desking, Stride Benching, Pedestals, Overheads, Worksurfaces, Electrical & Accessories, Altitude Tables, Gallery Panels, Metal & Acrylic Table Screens, Universal Panel Stacker, Universal Screens, Fit Panels, Mural Desking	\$1 - \$100,000	69.5%
	\$100,001 - \$400,000	71.0%
	\$400,001 & Above	Negotiable
Lateral Files, Vertical Files, Storage (Towers, Bookcases, & Cabinets), Align Laterals, Align Storage, Align Credenzas, Stride Storage, Involve Storage, Ralii Storage	\$1 - \$100,000	64.0%
	\$100,001 - \$400,000	65.0%
	\$400,001 & Above	Negotiable
Trooper, Tolleson, and Nimble Seating	\$1 - \$100,000	64.0%
	\$100,001 - \$400,000	64.0%
	\$400,001 & Above	Negotiable
Relate, Scout, Seek, Inspire, and Access Seating	\$1 - \$100,000	61.0%
	\$100,001 - \$400,000	61.0%
	\$400,001 & Above	Negotiable
Acuity, Mimeo, Lyric, Quip, Evo, Svelte, O6, and Pli Seating	\$1 - \$100,000	58.0%
	\$100,001 - \$400,000	58.0%
	\$400,001 & Above	Negotiable
Merge, Aware, and Structure Tables	\$1 - \$100,000	64.0%
	\$100,001 - \$400,000	64.0%
	\$400,001 & Above	Negotiable
Wood Casegoods (Align Wood), Stride Painted Wood Casegoods Veneer	\$1 - \$100,000	60.0%
	\$100,001 - \$400,000	60.0%
	\$400,001 & Above	Negotiable
Social Collaborative Seating/Tables/Conferencing, Clarity, Co Ho, Parallel, Park, Recharge, Retreat, Townhall Collection (Rock, Wedge, Peak, Summit, Picnic, Cloud), Two-Thirds, and New Product Offering	\$1 - \$100,000	51.0%
	\$100,001 - \$400,000	54.0%
	\$400,001 & Above	Negotiable
Accessories (Wand & Link Lights, Ergonomic tools), Hands-Free Pulls, Hand Sanitizer Solutions, Acrylic Freestanding Screens	\$1 - \$100,000	55.0%
	\$100,001 - \$400,000	57.0%
	\$400,001 & Above	Negotiable
Gunlocke (All Product)	\$1 - \$250,000	55.6%
	\$250,001 & Above	Negotiable
HBF (All Product)	\$1 - \$100,000	49.0%
	\$100,001 - \$400,000	52.0%
	\$400,001 & Above	Negotiable
Aspect Architectural Products*	\$1 - \$250,000	62.3%
	\$250,001 & Above	Negotiable
Beyond Architectural Products*	\$1 - \$200,000	58.8%
	\$200,001 & Above	Negotiable

*Authorized Walls dealers only. Please contact beyondservices@allsteeloffice.com for additional information.
 See below for approved Walls Services

Approved Furniture Services:

Service Type	Quote Type	Rate
Dock Delivery	NA	No charge
Inside Delivery	Hourly	Minimum of \$175. Hourly rates range from \$75 - \$90 with a NTE of \$90 per hour.
Install/Assembly	Hourly	Minimum of \$175. Hourly rates range from \$90 - \$125 with a NTE of \$125 per hour.
Reconfiguration	Hourly	Minimum of \$125 per hour with a NTE maximum charge of \$150 per hour.
Design	Hourly	Minimum of \$75 per hour with a NTE maximum charge of \$90 per hour.
Project Management	Hourly	Minimum of \$75 per hour with a NTE maximum charge of \$90 per hour.
Storage		Prices range from \$2.50 per sq. ft. per month to \$5.00 per sq. ft. per month, NTE \$5.00 per sq. ft. per month.
Modular Walls		Prices range from \$110 per lineal foot to \$130 per lineal foot, not to exceed \$130 per lineal foot.
Applied Ergonomic Support		Prices range from \$200 per hour to \$500 per hour, not to exceed \$500 per hour.

Approved Walls Services:

Service Type	Quote Type	Rate
Install	Negotiated	NTE \$130/lineal foot
Design	Negotiated	NTE \$90/hr
Project Management	Negotiated	NTE \$90/hr
Reconfiguration	Negotiated	NTE \$150/hr

- Due to the extremely custom nature of demountable walls, list prices are part of the CET Designer software.
- Installation/Assembly costs noted are for normal work hours, non-union wages. Union, prevailing wage, overtime, weekend work, and metropolitan area labor will be negotiated on a case-by-case basis.
- Prices for Allsteel Architectural Walls Product do not include applicable sales taxes or freight. These charges will be listed as separate line items on the quote, purchase order, and invoice, unless otherwise agreed to in writing, and each charge is contingent upon final destination of product. All applicable taxes and freight charges will be added to Allsteel's invoice, and customer agrees to pay the same.

Mural

Finishes	16.2-16.3
Introduction to Mural.....	16.4
Statement of Line	16.5
Overview.....	16.6
Planning Guidelines.....	16.7-16.10
Working with Electrical.....	16.11
<i>Fence</i>	
Frame.....	16.18
Tiles.....	16.19
Connectors.....	16.20
<i>Integrated Height-Adjustable Tables</i>	
Worksurfaces.....	16.21-16.22
Bases	16.23
Wire Management.....	16.24
<i>Privacy</i>	
Screen Frames	16.25
Screens	16.26-16.32
No-Screen Kits	16.33
Privacy Panel.....	16.35
Bent Screen.....	16.35
<i>Accessories</i>	
Accessories	16.34-16.36

Mural

PAINT FINISHES

FRAME, TILE, CONNECTORS, END TRIM, SHELVES, NO SCREEN FILLER KIT, WIRE MANAGER TROUGH, POWER POLE, PANEL FEET, STIFFENERS, MARKERBOARD TRAY

GRADE P1

Black	P71
Brownstone	P7D
Bungalow	P7C
Cinder	P7Q
Designer White	PJW
Flint	P02
Fossil	P28
Loft	P7B
Muslin	P4J
Parchment	P93
Pebble	P8R
Pewter	P8D
Salt	P8C
Titanium	P8T

GRADE P2

Champagne Metallic	PR5
Gunmetal Metallic	PR3
Night Bronze	P8B
Platinum Metallic	PR2
Pyrite	PJE
Silver	PR6
Solar Black	P8X

GRADE P3

Atom	P8S
Blossom	P8K
Bullseye	PJF
Ember	P8P
Ion	P8N
Iris	P8J
Krypton	P8F
Regatta	P8M
Succulent	P8A
Amethyst	P091
Cobalt Mica	P090
Ochre	P093
Sienna	P092

INTEG. DESK

GRADE P1

Black	P71
Brownstone	P7D
Cinder	P7Q
Designer White	PJW
Flint	P02
Fossil	P28
Loft	P7B
Muslin	P4J
Nickel	P8L
Parchment	P93
Pebble	P8R
Pewter	P8D
Salt	P8C
Titanium	P8T

GRADE P2

Champagne Metallic	PR5
Gunmetal Metallic	PR3
Night Bronze	P8B
Platinum Metallic	PR2
Silver	PR6

GRADE P3

Bullseye	PJF
Regatta	P8M

COLLABORATIVE BOARD

GRADE P1

Black	P71
Brownstone	P7D
Bungalow	P7C
Cinder	P7Q
Designer White	PJW
Flint	P02
Fossil	P28
Loft	P7B
Muslin	P4J
Parchment	P93
Pebble	P8R
Pewter	P8D
Salt	P8C
Titanium	P8T

GRADE P2

Champagne Metallic	PR5
Gunmetal Metallic	PR3
Night Bronze	P8B
Platinum Metallic	PR2
Pyrite	PJE
Silver	PR6
Solar Black	P8X

GRADE P3

Atom	P8S
Blossom	P8K
Bullseye	PJF
Ember	P8P
Ion	P8N
Iris	P8J
Krypton	P8F
Regatta	P8M
Succulent	P8A
Amethyst	P091
Cobalt Mica	P090
Ochre	P093
Sienna	P092

GRADE P6

Markerboard White	MKP
-------------------	-----

PLANTER

GRADE P1

Textured Brownstone	P7J
Textured Designer White	PK7
Textured Flint	P7A
Textured Loft	P7L
Textured Muslin	P7M
Textured Pebble	P8Y
Textured Salt	P8Z
Textured Titanium	P8V

GRADE P2

Silver Texture	PR8
Solar Black	P8X

SCREEN FINISHES

FABRIC SCREENS

GRADE A - NOBLE

Bordeaux	NBLE01
Brick	NBLE02
Mesa	NBLE03
Clementine	NBLE04
Rainforest	NBLE05
Jade	NBLE06
Grass	NBLE07
Pacific	NBLE08
Denim	NBLE09
Chambray	NBLE10
Regal	NBLE11
Harvest	NBLE12
Dawn	NBLE13
Aspen	NBLE14
Gunmetal	NBLE15
Stormy	NBLE16
Knight	NBLE17

*Note: At launch, Grade A Noble will be the available fabric screen option. Over time, additional Noble colors and standard fabric patterns will be added for specification on screens.

VENEER SCREENS

GRADE 1 - STRATAWOOD CHERRY

Cinnamon Cherry	SC260
Lowell Ash	SC394
Clear Cherry	SC700
Shaker Cherry	SC774
Light Cherry	SC701
Burnished Cherry	SC777

GRADE 1 - STRATAWOOD MAPLE

Clear Maple	SE800
Harvest Maple	SE856
Phantom Ecu	SE912
Field Elm	SE599
Belair	SE934
Beigewood	SE878

GRADE 1 - STRATAWOOD SILVER OAK

Portico Teak	SB150
Clear	SB100

GRADE 1 - STRATAWOOD RIFT OAK

Clear Oak	SF300
Dark Rift Oak	SF331

GRADE 1 - STRATAWOOD WALNUT

Light Walnut	ST601
Skyline Walnut	ST625
Pinnacle Walnut	ST679
Sumatra Walnut	ST693
Florence Walnut	ST579

GRADE 1 - ROTARY CUT MAPLE

Clear	RC800
-------	-------

GRADE 2 - SPECIAL CODES

Cust Stn Stratawood Cherry	XSC
Cust Stn Stratawood Maple	XSE
Cust Stn Stratawood Rift Oak	XSF
Cust Stn Stratawood Walnut	XST

LAMINATE SCREENS

L1 ABSTRACT

Silver Mesh	LT8D
-------------	------

L1 SOLID

Brownstone	LM13
Bungalow	LM12
Flint	LM16
Fossil Shale	LEH1
Loft	LM11
Muslin	LM15
Titanium	LTI1
Designer White 15051	LDW1

L1 WOODGRAIN

Florence Walnut	LFW1
Kingswood Walnut	LK11
Natural Maple	LWD
Neo Walnut	LNU1
Shaker Cherry	LW7C

L2 WOODGRAIN

Beigewood	LWBE
Lowell Ash	LLA1
Natural Recon	LNR1
Portico Teak	sLPT1
Skyline Walnut	LSW1
Veranda Teak	LVT1
Fawn Cypress	LFC1
Mangalore Mango	LMM1
Phantom Ecu	LPE1

L3 WOODGRAIN

Natural Walnut	LWNW
----------------	------

PET SCREENS

Dark Grey	DGY4
Medium Grey	DGY3
Light Brown	DBR1
Light Blue	DLB1
Lightest Grey	DGY2
Black	DBK1

MESH SCREENS

Chalk	CHK
Greystone	GRS
Pewter	PEW

GLASS SCREENS

Markerboard	LMB1
-------------	------

ACRYLIC SCREENS

Clear	ASC
Frosted	ASF

Mural

FREESTANDING SCREEN FINISHES

MURAL BENT SCREEN

GRADE 1 PAINT

Textured Salt.....P8Z

GRADE 2 PAINT

Solar Black.....P8X

FABRIC

Noble.....NBLE

MURAL PRIVACY PANEL

GRADE 1 PAINT

Black.....P71
 Brownstone.....P7D
 Bungalow.....P7C
 Cinder.....P7Q
 Designer White.....PJW
 Flint.....P02
 Fossil.....P28
 Loft.....P7B
 Muslin.....P4J
 Parchment.....P93
 Pebble.....P8R
 Pewter.....P8D
 Salt.....P8C
 Titanium.....P8T

GRADE 2 PAINT

Champagne Metallic.....PR5
 Gunmetal Metallic.....PR3
 Night Bronze.....P8B
 Platinum Metallic.....PR2
 Pyrite.....PJE
 Silver.....PR6
 Solar Black.....P8X

GRADE 3 PAINT

Atom.....P8S
 Blossom.....P8K
 Bullseye.....PJF
 Ember.....P8P
 Ion.....P8N
 Iris.....P8J
 Krypton.....P8F
 Regatta.....P8M
 Succulent.....P8A

GRADE 6 PAINT

Markerboard White.....MKP

MURAL PRIVACY PANEL

L1 ABSTRACT

Handspun Pearl.....LAHP
 Handspun Dove.....LAHD
 Handspun Slate.....LAHS
 Handspun Chestnut.....LAHC

L1 SOLID

Brownstone.....LM13
 Bungalow.....LM12
 Flint.....LM16
 Fossil Shale.....LEH1
 Loft.....LM11
 Muslin.....LM15
 Titanium.....LT11
 Designer White 15051.....LDW1

L1 WOODGRAIN

Florence Walnut.....LFW1
 Kingswood Walnut.....LKI1
 Natural Maple.....LWD
 NeoWalnut.....LNU1
 Shaker Cherry.....LW7C

L2 WOODGRAIN

Beigewood.....LWBE
 Lowell Ash.....LLA1
 Natural Recon.....LNR1
 Portico Teak.....LPT1
 Skyline Walnut.....LSW1
 Veranda Teak.....LVT1
 Fawn Cypress.....LFC1
 Mangalore Mango.....LMM1
 Phantom Ecu.....LPE1

L3 WOODGRAIN

Natural Walnut.....LWNW

EDGE OPTIONS:

Beigewood.....DE
 Black.....E4
 Brownstone.....EY
 Bungalow.....EX
 Designer White.....DW
 Fawn Cypress.....FC
 Flint.....E9
 Florence Walnut.....FW
 Fossil.....EH
 Kingswood Walnut.....KI
 Loft.....EV
 Lowell Ash.....DL
 Mangalore Mango.....MM
 Muslin.....EU
 Natural Maple.....DD
 Natural Recon.....NR
 Natural Walnut.....DN
 NeoWalnut.....NU
 Phantom Ecu.....PE
 Portico Teak.....DP
 Shaker Cherry.....DF
 Skyline Walnut.....SW
 Titanium.....TI
 Veranda Teak.....VT

LAMINATE OPTIONS

FLAT EDGE INTEG. DESK TOP

GRADE L1 ABSTRACT

Ash.....IT3B
 Silver Mesh.....LT8D
 Handspun Pearl.....LAHP
 Handspun Dove.....LAHD
 Handspun Slt.....LAHS
 Handspun Chestnut.....LAHC

GRADE L1 SOLID

Brownstone.....LM13
 Bungalow.....LM12
 Flint.....LM16
 Fossil Shale.....LEH1
 Loft.....LM11
 Muslin.....LM15
 Titanium.....LT11
 Designer White 15051.....LDW1

GRADE L1 WOODGRAIN

Florence Walnut.....LFW1
 Kingswood Walnut.....LKI1
 Natural Maple.....LWD
 NeoWalnut.....LNU1
 Shaker Cherry.....LW7C

GRADE L2 WOODGRAIN

Beigewood.....LWBE
 Lowell Ash.....LLA1
 Natural Recon.....LNR1
 Portico Teak.....LPT1
 Skyline Walnut.....LSW1
 Veranda Teak.....LVT1
 Fawn Cypress.....LFC1
 Mangalore Mango.....LMM1
 Phantom Ecu.....LPE1

GRADE L3 WOODGRAIN

Natural Walnut.....LWNW

FLAT EDGE OPTION

Beigewood.....DE
 Black.....E4
 Brownstone.....EY
 Bungalow.....EX
 Designer White.....dw
 Fawn Cypress.....FC
 Flint.....E9
 Florence Walnut.....FW
 Fossil.....EH
 Kingswood Walnut.....KI
 Loft.....EV
 Lowell Ash.....DL
 Mangalore Mango.....MM
 Muslin.....EU
 Natural Maple.....DD
 Natural Recon.....NR
 Natural Walnut.....DN
 NeoWalnut.....NU
 Parchment.....EN
 Phantom Ecu.....PC
 Platinum Metallic.....EP
 Plyband.....PL
 Portico Teak.....DP
 Shaker Cherry.....DF
 Skyline Walnut.....SW
 Titanium.....TI
 Veranda Teak.....VT

UPCHARGE:

Bourbon Cherry.....XEDH

EASED EDGE INTEG. DESK TOP

GRADE L1 SOLID

Designer White.....LDW1
 Loft.....LM11

GRADE L1 WOODGRAIN

Natural Maple.....LWD

GRADE L2 WOODGRAIN

Natural Recon.....LNR1

SHELF

GRADE L1 ABSTRACT

Handspun Pearl.....LAHP
 Handspun Dove.....LAHD
 Handspun Slate.....LAHS
 Handspun Chestnut.....LAHC

GRADE L1 SOLID

Brownstone.....LM13
 Bungalow.....LM12
 Flint.....LM16
 Fossil Shale.....LEH1
 Loft.....LM11
 Muslin.....LM15
 Titanium.....LT11
 Designer White 15051.....LDW1

GRADE L1 WOODGRAIN

Florence Walnut.....LFW1
 Kingswood Walnut.....LKI1
 Natural Maple.....LWD
 NeoWalnut.....LNU1
 Shaker Cherry.....LW7C

GRADE L2 WOODGRAIN

Beigewood.....LWBE
 Lowell Ash.....LLA1
 Natural Recon.....LNR1
 Portico Teak.....LPT1
 Skyline Walnut.....LSW1
 Veranda Teak.....LVT1
 Fawn Cypress.....LFC1
 Mangalore Mango.....LMM1
 Phantom Ecu.....LPE1

GRADE L3 WOODGRAIN

Natural Walnut.....LWNW

EASED EDGE OPTION

GRADE L1 SOLID

Designer White.....DW
 Loft.....EV

GRADE L1 WOODGRAIN

Natural Maple.....DD

GRADE L2 WOODGRAIN

Natural Recon.....NR

SHELF EDGE OPTION

Beigewood.....DE
 Black.....E4
 Brownstone.....EY
 Bungalow.....EX
 Designer White.....DW
 Fawn Cypress.....FC
 Flint.....E9
 Florence Walnut.....FW
 Fossil.....EH
 Kingswood Walnut.....KI
 Loft.....EV
 Lowell Ash.....DL
 Mangalore Mango.....MM
 Muslin.....EU
 Natural Maple.....DD
 Natural Recon.....NR
 Natural Walnut.....DN
 NeoWalnut.....NU
 Phantom Ecu.....PE
 Portico Teak.....DP
 Shaker Cherry.....DF
 Skyline Walnut.....SW
 Titanium.....TI
 Veranda Teak.....VT

ENHANCED CONNECTOR OPTIONS

FLEX SLEEVE OPTIONS

Light.....LT
 Medium.....MD
 Dark.....DK

ELECTRICAL AND DATA COMPONENTS

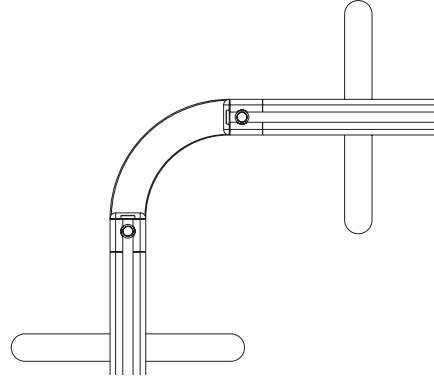
Black.....E4
 Brownstone.....EY
 Designer White.....DW
 Flint.....E9
 Loft.....EV
 Muslin.....EU
 Silver.....ES

MURAL

Mural offers a unique way to plan and divide space with a movable base structure that easily accommodates reconfiguration. A wide selection of inserts plus shelves, provide the desired privacy and functionality for each workspace; with movable and freestanding screens offering an additional level of privacy when needed. Integrated or freestanding height-adjustable surfaces allow users to change postures throughout the day for comfort and productivity. The result is a system that invites individuals to customize their workspace to fit their workstyle and reflect their personality.

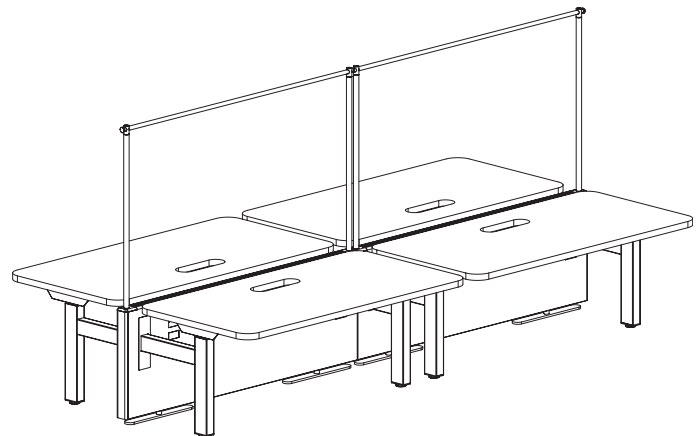
It's All in the "Flex"

Mural's flex connector transforms a static station into an adaptable station. Bringing new meaning to organic configurations, Mural's possibilities are limitless.



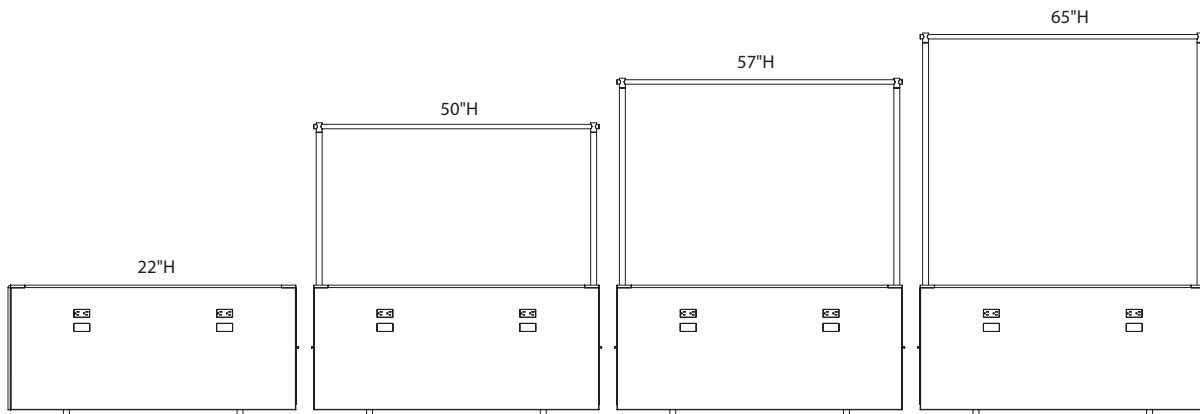
Integrated Height-Adjustability

Mural stations can integrate 2-stage or 3-stage height-adjustable tables with ease. Freestanding height-adjustable tables can also be paired with Mural's fence.



Privacy to Fit Your Organization's Need

Vertical screen frames support a variety of screening options that support user comfort and privacy.

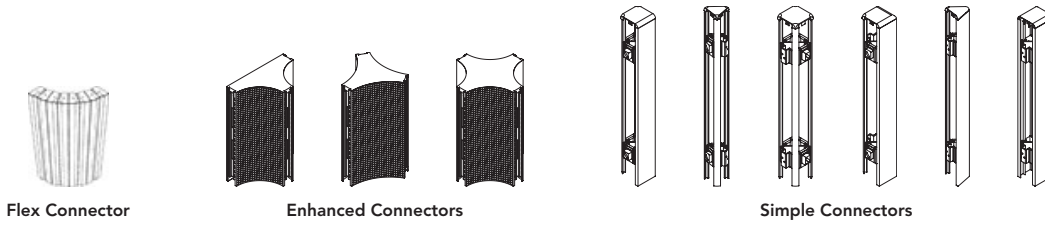
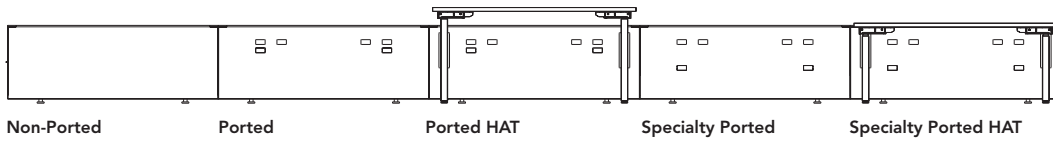


Mural

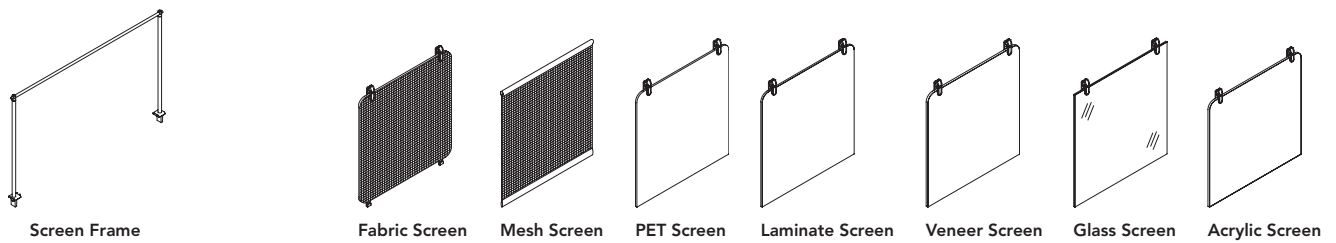
Statement of Line

GSA Reference Page

FENCE & CONNECTORS

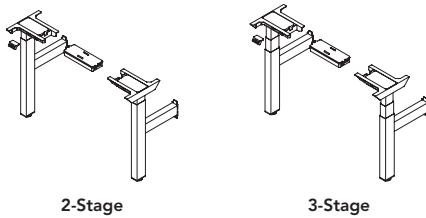


PRIVACY



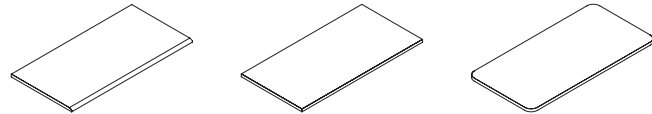
INTEGRATED HEIGHT-ADJUSTABLE TABLES

BASE

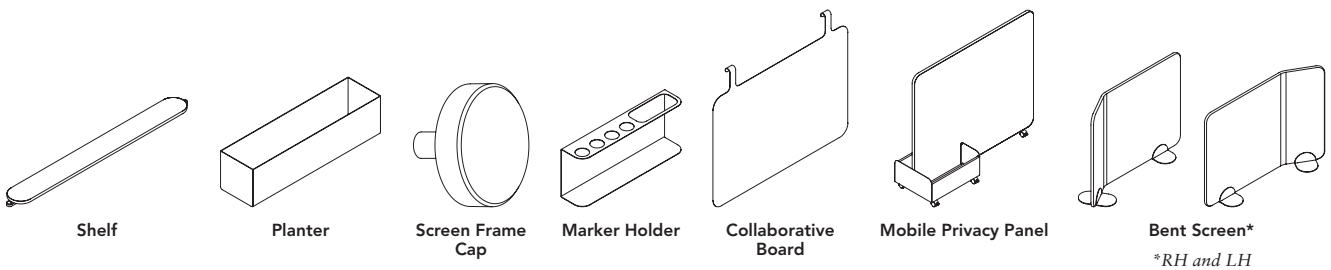


**Adjustable leg kits and crossbars sold separately.*

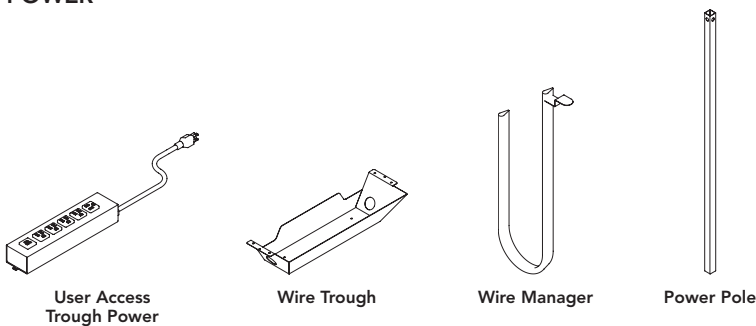
WORKSURFACES

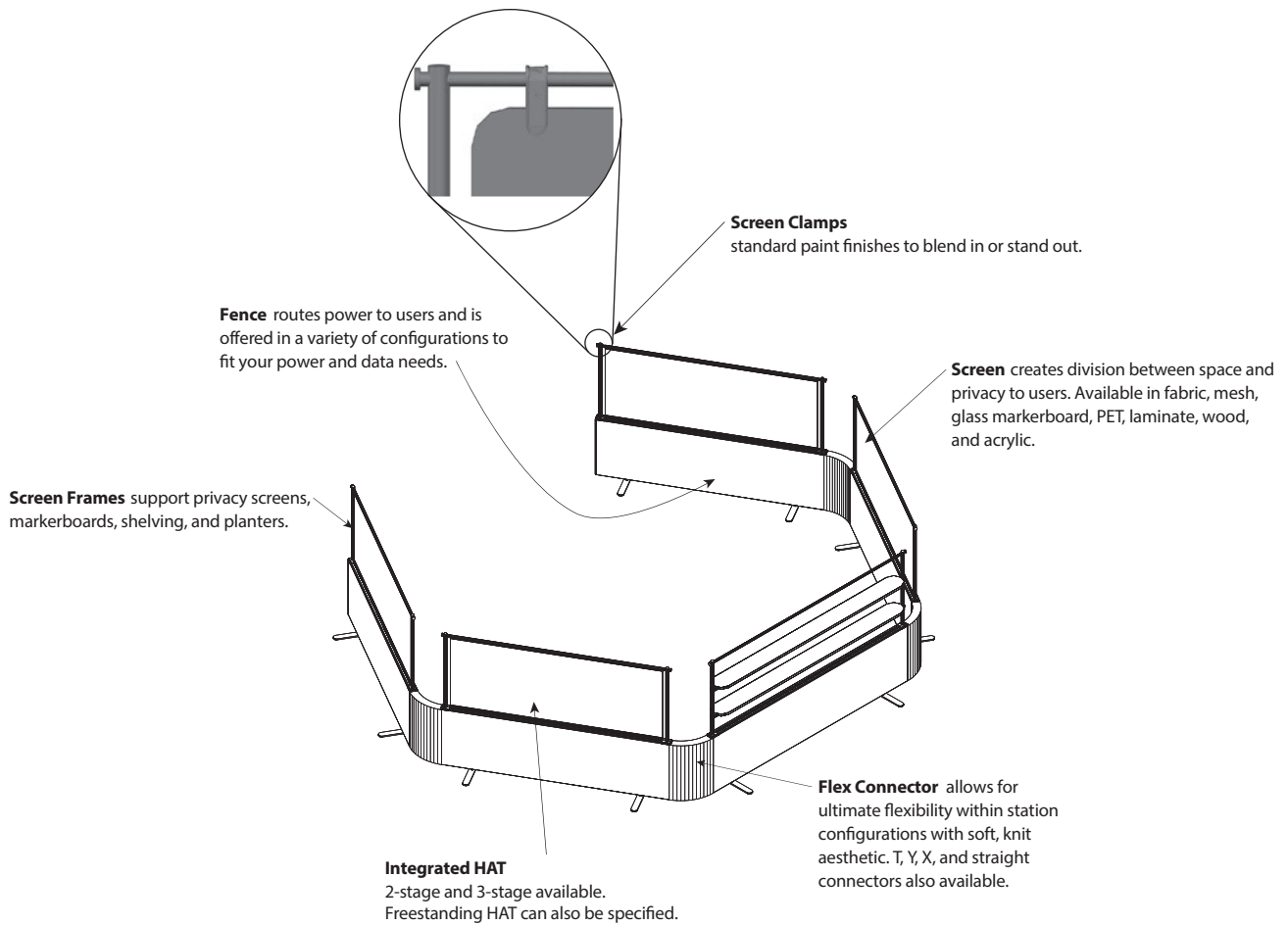


ACCESSORIES



POWER

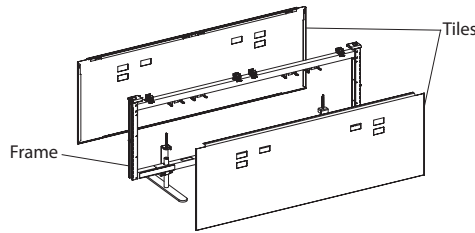




MURAL

NOTE: Mural Typicals can be found at <https://www.allsteeloffice.com/design-resources/idea-starters>.

Fence & Connectors

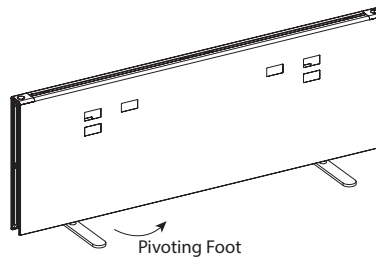


Fence:

- The fence is made up of a frame and tiles.
- Connectors attach to fence to create desired configurations.
- Screen Frames attach to top of fence for integrated vertical privacy solution.
- When screen frames are not specified, a No-Screen Frame Filler Kit (SAFILLERKITNF) should be specified.
- When screens are not used, screen filler kits should be specified to fill screen gap.
- In-line connections possible with and without connectors. Other connectors available, see connector section.
- Overall Depth: 2.6"
- Overall Height: 22"
- Overall Width: 30", 36", 42", 48", 54", 60", 66", 72", 84"

Frames:

- Pivoting foot included with frame.
- Pivoting foot dimensions: 17" L x 2" W.
- Pivoting foot allows for 3" of leveling adjustment.
- Pivoting foot can be turned in when adjacent to gallery panels, panel returns, and simple/enhanced connectors.
- Pivoting feet can be turned in when tethered to an integrated height-adjustable table.
- 30" W fence will only have room for one foot to be pivoted inwards.
- Frames > 60" W ship as two frames and are adjoined in the field.
- Pivoting feet must be turned out when using a 2-way Y connector on freestanding applications.
- Gallery panels must be at least 33" W x 42½" H and attached next to foot locations to turn feet in on single-sided applications.



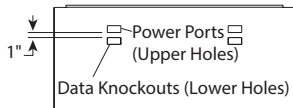
Tiles:

- Painted steel tile.
- Specified as non-ported, ported, and integrated desk (always ported).
- 2 data knockouts per side for ported tiles.
- Specialty tiles available with data ports spaced 6" lower than power in both ported and HAT tiles.
- Tiles up to 54" come with 2 electrical knockouts per side.
- 60" and greater tiles have 4 electrical knockouts per side.
- Port cover model available for day 2 reconfigurations.
- Data ports are knock-outs and do not have to be used.

Non-Ported .NP



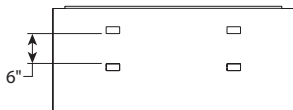
Standard Ported .YP



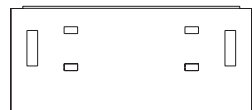
Standard Ported - HAT .HP



Specialty Ported .SYP



Specialty Ported - HAT .SHP



*Tiles shown are 48" W

Connectors:

- Organic and linear planning made possible through variety of connector options.
- Flex connector featuring knit cover, available in 3 colors.
- Flex connector enables end panels to be user movable.
- Enhanced connectors featuring knit cover available in X, Y, and T configurations.
- Simple Connectors available in straight, L, X, T, Y (2-way), and 7 (3-way) configurations.
- Enhanced connector top trim and simple connectors available in Allsteel standard paints.
- Use of extended straight connectors allow for equal length of run when there isn't a return fence specified.

Flex Connection	T-Connection	Y-Connection (3-way)	X-Connection	L-Connection	Y-Connection (2-way)	Straight Connection
SC12SF	SC12TF/SC12TS	SC12YF/SC12YS3	SC12XF/SC12XS	SC12LS	SC12YS2	SC12SS

Screen Frames + Screens

Screen Frames + Screens

Screen Frames:

- Screen frame supports screens, shelves, and planters.
- Screen frame cap sold separately.
- Adds additional height to fence: 26"H (50"H), 34"H (57½"H), 41"H (65"H).
- Screen frame width only compatible with associated fence (30"W Screen Frame = 30"W fence).
- Screen frame aligner hardware must be used in linear application.
- When specifying in-line, fence connections screen frame heights must match.
- Available in Allsteel standard paints.
- Maximum of 10 lbs for decorative accents suspended from screen frame.

Screens:


- Available in fabric, PET, mesh, acrylic, glass, laminate, and veneer.
- Screen heights must match screen frame height. Refer to screen frame compatibility for width requirements.
- When two half screens are used within screen frame, SAFILLERKIT1 filler kit should be specified.
- Screen clamps attach screens to screen frame.
- Screen clamps available in Allsteel standard paints.
- Screen clamps hardware always silver. Clamping pads will always be black.
- See screen frame compatibility chart.
- When screens are not used, filler kits should be specified to fill fence gaps. See screen filler kit compatibility chart.
- Mesh does not need screen clamps.

Shelves:

- Pill shape laminate shelf available in Allsteel standard laminates.
- Maximum 2 shelves per screen frame.
- Do not specify monitor arms with integrated height-adjustable tables and screen frame shelves.
- Shelves come with all screen frame mounting hardware. Hardware will always be black. Shelf screen clamp and stiffener are available in standard Allsteel paint finishes.
- Shelf hardware is only compatible with Mural Screen frames.
- Shelves can support decorative accents with a maximum weight capacity of 25 lbs.
- Shelf is ¾" thick

Planters:

- Planters introduce biophilia and personality to the workstation.
- Mount directly to laminate shelves. Planter comes with pilot holes and hardware. Shelves do not have pilot holes to allow for flexibility in placement.
- One planter per shelf.
- Internal dimensions: 6"H, 6"D, 24"W.
- Does not come with liner.
- Available in 10 paint finishes.

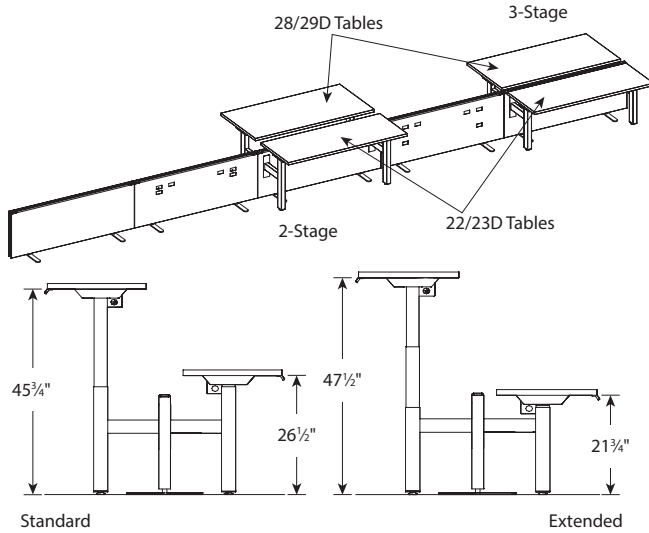
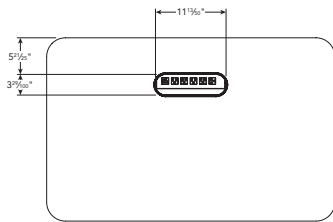


Screen Frame Compatibility

Screen Frame	Full Width	Half Width
30"W	25"W	—
36"W	31"W	—
42"W	37"W	—
48"W	43"W	—
54"W	49"W	—
60"W	55"W	27"W x2
66"W	61"W	30"W x2
72"W	67"W	33"W x2
84"W	79"W – Mesh Only	39"W x2

Screen Filler Kit Compatibility

Screen Frame	Filler Kit	Half Screen
30"W	SAFILLERKIT25	—
36"W	SAFILLERKIT31	—
42"W	SAFILLERKIT37	—
48"W	SAFILLERKIT43	—
54"W	SAFILLERKIT49	—
60"W	SAFILLERKIT55	SAFILLERKIT27
66"W	SAFILLERKIT61	SAFILLERKIT30
72"W	SAFILLERKIT67	SAFILLERKIT33
84"W	SAFILLERKIT79	SAFILLERKIT39

**Worksurface:****Mural Power Bay:**

- User Access grommet conveniently tucks power and cords away into under worksurface tray.
- User access power possible through specifying Mural Power Bay grommet option, power, and wire management trough.
- Mural Power Bay grommet option specified on the .option. Grommet color is determined by laminate edge band.
- Grommet is always an oval and centered on worksurface, see visual above for dimensions.
- Power (SEDMUP) must be specified with either SEDMW20 or SEDMW30 to provide user access to power.

Collaborative Boards:

- User Movable, magnetic collaborative boards.
- Specify marker board paint for a writable surface option.
- Available in two sizes: 17"H x 24"W and 27"H x 24"W.

Bent Screens:

- Upholstered freestanding bent screen provides user privacy in solo stations and collaborative areas.
- Available as left-handed and right-handed.
- Foot is available in textured salt or solar black.
- Screen dimensions: 52"H x 68"W.

Integrated Height-Adjustable Bases:

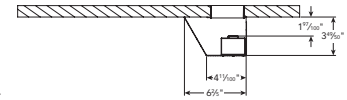
- 2-stage (26½" to 45¾") and 3-stage (21¼" to 47½").
- 250 lbs weight rating.
- Tables feature anti-collision, a feature designed to stop table travel when the table detects an obstacle.
- Memory control, basic up/down control, paddle control, and foot control available as a .option.
- Compatible with 48" – 72" fence configurations.
- Height-adjustable legs and crossbar kit specified separately. Unique crossbar kits to accommodate single and dual sided applications as well as 22/23"D and 28/29"D worksurfaces.
- Dual sided crossbar kits should ONLY be specified when two integrated height-adjustable bases are specified.
- Must specify with Integrated HAT tile option.
- Leg seamlessly integrates into fence.
- 2½" of leveling adjustment.

Mural Worksurfaces:

- Rectangular, Rounded, and Eased Edge worksurfaces available.
- Primary worksurface depths are 22"D, 23"D, 28"D, and 29"D.
- Mural Power Bay and standard grommet options available.
- Worksurfaces compatible with all integrated height-adjustable bases.
- 23"D, 28"D, and 29"D worksurfaces compatible with freestanding A6 T-Leg, C-Leg bases. 22"D worksurfaces compatible with freestanding A6 T-leg bases ONLY.

Wire Management:

- Under worksurface tray conveniently stores power strip and unneeded cords throughout the day.
- Tray is available Allsteel standard paints.
- 20"W trough compatible with 46"W and 52"W worksurfaces.
- 30"W trough compatible with worksurfaces 58"W and greater.
- Trough will always be black.
- Fabric wire manager offers a softer approach to wire management and discreetly routes cords to fence receptacles.
- Reference visual above for wire manager trough dimensions.

**Marker Holder:**

- Can hold 4 markers and an eraser.
- Magnetic attachment makes accessory easy to move from steel surfaces.
- Available in Allsteel Standard Paints.

Privacy Collaboration Panel:

- Rolling collaboration panel with dual-sided bin.
- Specify markerboard laminate for writable surface option.
- Panel and bin laminate specified separately for design flexibility.
- Screen Dimensions: 50"H x 60"W.
- Bin Dimensions: 8"H x 24"W x 8.5"D.

Marker Boards:

- Thoroughly erase your marker board after every use.
- Marker boards should be cleaned weekly with marker board cleaner. Reminder: Completely erase the board before applying any cleaners.
- Leaving ink on the board for an extended period of time may lead to images remaining on the board, commonly known as "ghosting", after erasing.
- To avoid ghosting, clean your board weekly with marker board cleaner.
- Expo brand dry-erase markers are recommended for best erasing results.
- Avoid using red and orange markers for easier cleaning and to reduce the likelihood of ghosting.
- Do not use permanent or non-dry erase markers.
- To maintain eraser performance, follow manufacturer's instructions.

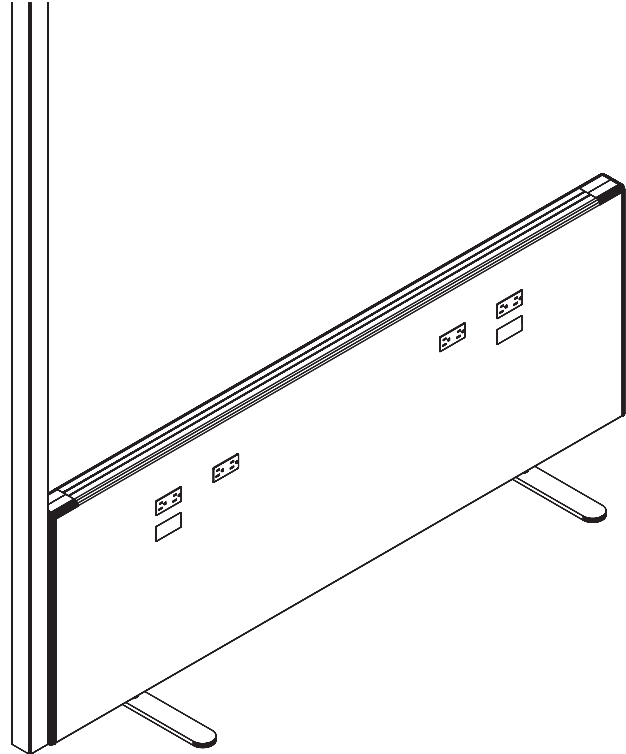
Electrical & Data

Mural Electrical Systems

Power can come from a wall, floor or ceiling infeed.

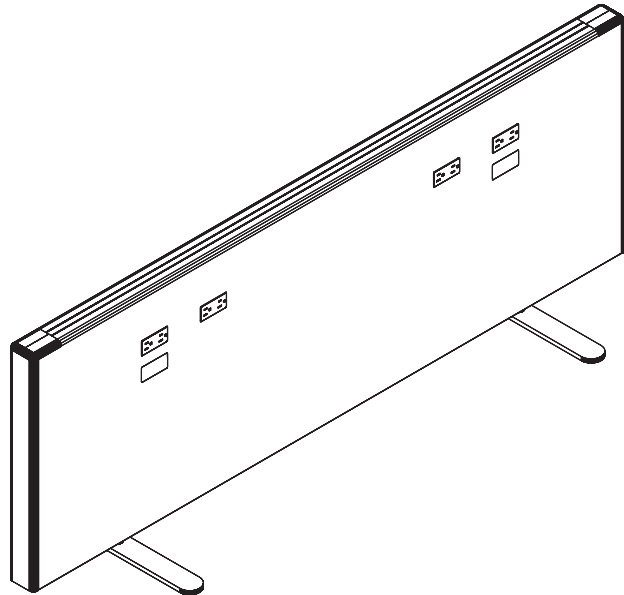
Ceiling Infeed:

- Requires a power pole, either freestanding next to the system or integrated into an enhanced connector (X, T, Y).
- When power pole is freestanding, the electrical infeed either:
 - Leaves the pole at the floor level, enters the system in the same way that a floor infeed would.
 - Leaves the pole part-way to the floor and enters through the side infeed trim (SC22ETE). This method requires installers cut a hole in the power pole at the correct height to line up with the hole in the infeed trim.
- When integrated, with power pole mounting kit, the infeed goes directly through the top of the enhanced connector.



Floor Infeed:

- Enters through the bottom of the system.
- Points of entry are accessible at the center of each section of panel.
- Enhanced connectors have access point underneath for floor infeed.
- Infeed cannot be routed through simple connectors.



Wall Infeed:

- Requires use of the side infeed trim.
- Infeed enters through side of fence.
- Recommend this configuration when fence is located up against a wall to prevent user visibility of side infeed access.



Mural features capabilities for cable management, including electrical, voice, and data. The 8-wire electrical system is integrated at the beltline. The open structure of the frame allows voice and data cables to be routed both vertically and horizontally.

More information Coming Soon!

Mural Electrical Systems

The electrical system for Mural offers two options: 3+1 or 2+2. Both systems utilize an 8-wire, four-circuit electrical system, rated at 20 amps (15 amps Canadian). Connect a maximum of 13 receptacles (12 in Canada, and fewer in certain U.S. locales) to one circuit. Consult your electrician to ensure the planned electrical load is within permissible limits. Follow the steps below to help specify your Mural electrical.

1. **Infeeds** — Determine the location, quantity, and type of power infeeds needed.
2. **Fence Power Kits** — Specify a Fence Power Kit for each ported fence. Power kits are determined by the size of fence ordered and are connected to one another with beam-to-beam jumpers - order separately.
3. **Connector Jumper Kits** — Ordered separately from fence power kits. Available in specific lengths for simple connectors, enhanced connectors, flex connector, and panel pass-through configurations.
4. **Duplex Receptacles** — Determine which electrical system will be used after consulting an electrician: 2+2 or 3+1. System is determined by which circuits are used. Specify circuit specific receptacles to fill all port locations where electrical is needed. Number of ports is determined by the fences and fence power kits specified. Port covers must be placed in port locations where duplex receptacles are not specified.

Electrical & Data

Mural — Working with Electrical & Data

GSA Reference Page

Electrical Systems

Mural offers a choice of four electrical systems:

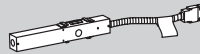
- Four-circuit, 3 + 1
- Four-circuit, 2 + 2
- Three-circuit, separate neutrals
- Eight circuits; two four-circuit systems provided back-to-back.
- See pages 62-63 for a detailed explanation of each electrical system.
- All four systems utilize an 8-wire electrical system, rated at 20 amps per circuit (15 amps Canadian) - 16 amps plannable in U.S.
- Mural fence and electrical components are UL Listed. Electrical components are also CSA certified.
- Installation and use of the electrical system, the number of receptacles used on a given circuit and connections to the building power supply should be in compliance with all local and national electrical codes.

Caution: Electrical equipment cords or extension cords MUST NOT BE ROUTED through cable openings in fence sides.

Note: No more than one conduit that is connected to a power kit mounted to horizontal can be routed through the same cut out in the same horizontal at beltline. Attempting to use more will cause binding of conduit and may affect reveals on receptacles.

Hardwire New York Code (page 72)

- Hardwire (New York Code) junction box (model A871400) is used when local electrical codes require hardwire entry.
- For use in panels 30" W to 84" W.
- New York box can connect to a pass-through kit or directly to a power block.
- New York box takes the place of a receptacle. If using a ported tile, purchase port covers for this location.
- Customer to furnish all cabling and wiring from power entry to power source.
- Junction box can be positioned at any duplex receptacle location.



Hardwire Chicago Code (page 73)

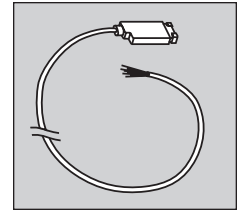
- Wiring power kits and snap connectors are not allowed in Chicago — base pathways must be comprised of all-metallic components.
- Customer must furnish conduit, wiring, and designer-type receptacles for the base pathway and conduit, wiring, designer-type receptacles, and receptacle covers for the beltline.
- Power entry can be routed from the ceiling, via a power pole, or from the floor into a junction box.

Electrical Infeeds

- Power infeed cables deliver power from building to fence's electrical system.
- Infeed cables are housed in conduit to separate electrical system from communications and data lines.
- Select quantity of base or ceiling infeed cables depending on individual power requirements.

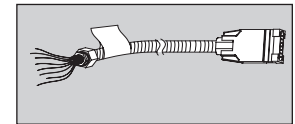
Sealtight Electrical Infeed (page 72)

- Sealtight electrical infeed cable is used when routing power from floor with footed panels.
- If pre-wired as infeed, sealtight must be routed from inside of fence. Should not be ordered prior to installation.



Ceiling Power Infeed (page 72)

- Ceiling power infeed connects to a prewired electrical power kit in the beltline and terminates in the junction box at the top of the integrated power pole.
- Can also be used as infeed.
- Most codes allow flex conduit to be exposed after installation. Verify code requirements before ordering for exposed application.



Electrical & Data

Mural — Working with Electrical

To Order:

- Determine which electrical system you will use after consulting your electrician and computer support personnel:
 - The Four-circuit system (4-Hot/2-Neutral/2-Ground)
 - 3 + 1 option
 - 2 + 2 option
 - The three-circuit system (3-Hot/3-Neutral/2-Ground)
 - The eight-circuit system (back-to-back four-circuit systems)
- Determine location, quantity, and circuit of duplexes.
- Determine the appropriate choice and use of isolated, isolated/dedicated, and separate neutrals circuits.
- Specify appropriate power kits and pass-through kits.
- Determine the location, quantity, and type of power infeed needed.

GSA Reference Page

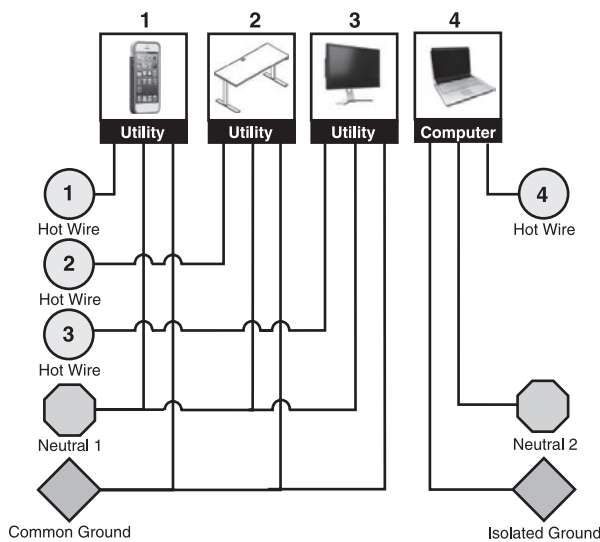
* Select power kits (SE(30-84)EK(3C/4C)), panel-to-panel standard jumpers/enhanced jumpers (SES(S/F)EJ(3/4)C), and pass-through kits (SES(M/G)EJ(3/4)C) with the last two digits corresponding with the panel width into which the component is to be positioned. Pass-through kits only cover space within the panel. Designers should still specify panel-to-panel jumpers between a pass-through to a power kit. Jumper kits do not stretch.

Flexconnect™ Electrical System Options

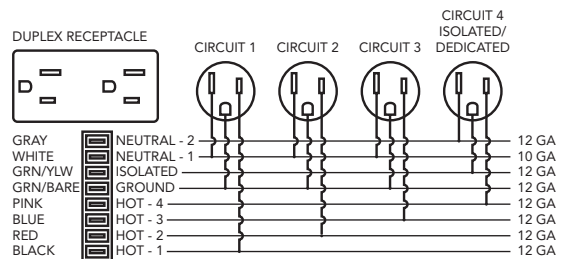
The four-circuit, eight-wire electrical system is widely specified and trusted by hundreds of thousands of end-users. This proven system delivers four circuits for every power infeed in either a 3 + 1 or 2 + 2 configuration. The isolated/dedicated circuits are ideal for sensitive computing equipment, while the common circuits are suitable for faxes, copiers, task lights and other peripherals. Both the 3 + 1 and 2 + 2 systems use the same pre-wired components, making it easy to adjust as electrical needs change.

Reference the Office Equipment Typical Load Values on page 16.15.

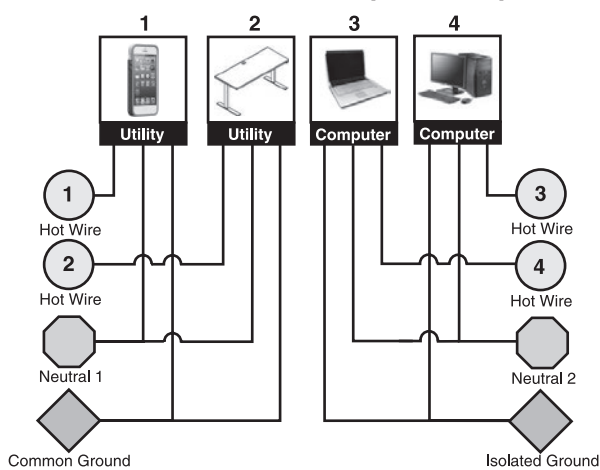
Four-circuit, 3 + 1 Receptacle Option



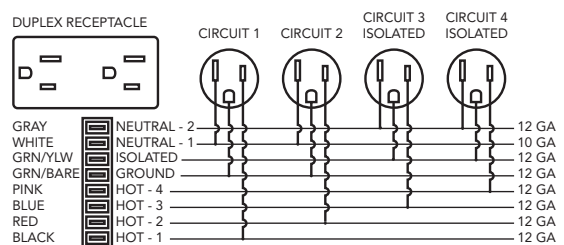
The 3 + 1 option is the electrical standard used on Allsteel systems for many years in most installations. This wiring option provides three utility circuits plus an isolated/dedicated circuit for more sensitive equipment. Circuit 2 (one of the 3 common circuits sharing a neutral wire) cannot be used with single-phase building electrical supply.



Four-circuit, 2 + 2 Receptacle Option



The 2 + 2 option is a wiring option that provides two utility circuits and two isolated circuits for more extensive computer usage applications.



Electrical & Data

Office Equipment Typical Load Values

Office Equipment Typical Load Values

Item	*Amps
Desktop/2 Monitors	4
Laptop Computer	1
Laptop/2 Monitors/Docking Station	3
Paper Shredder	1.22
Radio	0.05
Scanner	3
Space Heater (1500 watts)	12
Task Light (equiv. 60-watt bulb)	
Fluorescent	0.12
LED	0.08
USB Charger	0.17
LCD Television (42")	1
LCD Monitor (21")	0.5
Bluetooth Speaker	0.1
Desktop Printer	
Inkjet	0.15
Laser	4 to 10
Multimedia Projector	1.7
Sit-to-Stand Height-Adjustable Desk	Idle 0.01 / Max 4
Office Kitchen	
Coffee Maker	10
Microwave	10
Toaster	12.5
Compact Refrigerator	1.5

*Chart is recommended for planning purposes. Check device specifications for exact amperage. Consult with your electrician regarding the applicable configurations.

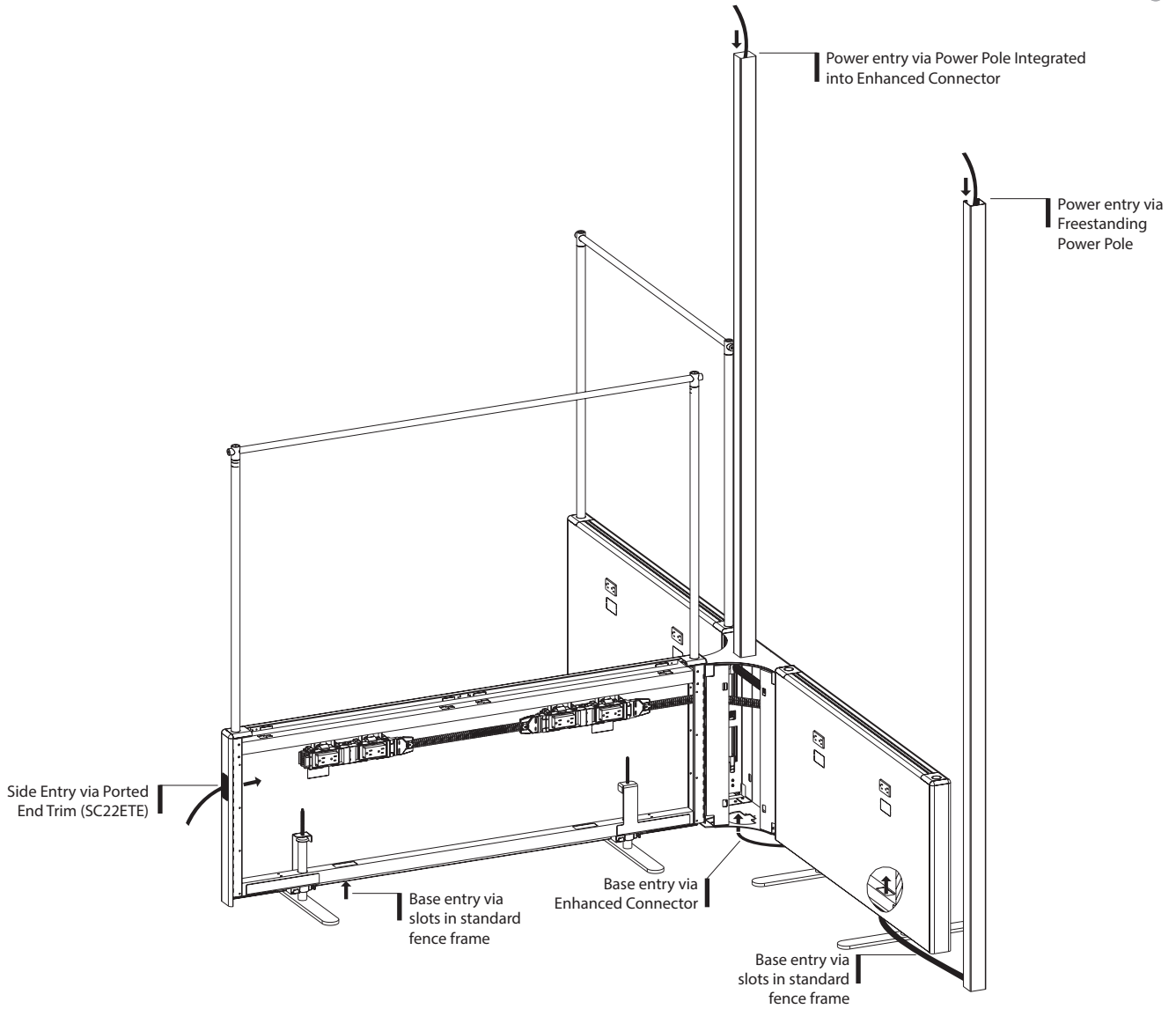
Examples of Component Usage based on the *Office Equipment Typical Load Values Chart*

Power Option 3+1

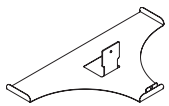
Dedicated Circuit 4: 4 desktop computers with 2 monitors each; or 10 laptop computers
Utility Circuits 1, 2, 3: Height-adjustable tables and ancillary items

Power Option 2+2

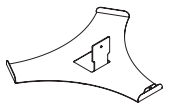
Dedicated Circuit 3: 4 desktop computers with 2 monitors each; or 10 laptop computers
Dedicated Circuit 4: 4 desktop computers with 2 monitors each; or 10 laptop computers
Utility Circuits 1, 2: Height-adjustable tables and ancillary items



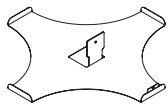
MURAL



SE08TPP2



SE08YPP2

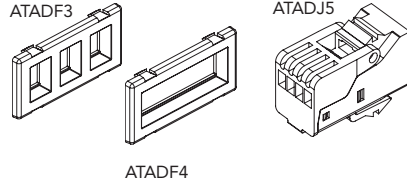


SE08XPP2

Square Power Pole for Fixed Supports (page 68)

- UN2HPSQ Power Pole is 8' tall.
- Power Pole may be used over one of enhanced connectors.
- Specify power pole kit UN2CSQPP for enhanced connectors.
- To extend the power pole for a taller ceiling, order quantity-2 with a splicer kit UN2HPSQSK.

Electrical & Data



Data Faceplates & Jacks (page 71)

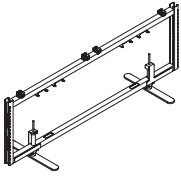
- Faceplates fit into knockout ports on ported steel tiles.
- Faceplates do not work in fence electrical ports.
- Faceplate options available to install either 3 or 4 data jacks.
- Faceplates available in one color – black.
- Faceplates and Jacks sold separately.
- CAT 5E and CAT 6 data jacks available.

Fence

Mural — Frame

For specification information see pages 16.7-16.11.

GSA SIN 33721



Description	Model	List Price
Mural Frame		
Mural Frame with Feet, 30" W	SF30F	\$ 460
Mural Frame with Feet, 36" W	SF36F	\$ 510
Mural Frame with Feet, 42" W	SF42F	\$ 548
Mural Frame with Feet, 48" W	SF48F	\$ 575
Mural Frame with Feet, 54" W	SF54F	\$ 596
Mural Frame with Feet, 60" W	SF60F (shown)	\$ 605
Mural Frame with Feet, 66" W	SF66F	\$ 810
Mural Frame with Feet, 72" W	SF72F	\$ 860
Mural Frame with Feet, 84" W	SF84F	\$ 936

MURAL

<p>How to specify — Select the Model Number from above.</p>	<p><i>1st Option:</i> Foot: STD Standard</p>	<p><i>2nd Option:</i> Paint: P1 P2 P3 See page 16.2 for finishes.</p>
<p>S F F .</p>	<p>S T D .</p>	<p> </p>

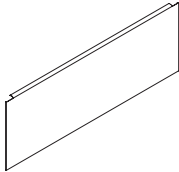
Example: SF30F.STD.P02

Fence

Mural — Tiles

For specification information see pages 16.7-16.11.

GSA SIN 33721



Description	Model	List Price
Mural Tiles		
Mural Tile 30"W, Painted	ST30MT	\$ 175
Mural Tile 36"W, Painted	ST36MT	\$ 186
Mural Tile 42"W, Painted	ST42MT	\$ 195
Mural Tile 48"W, Painted	ST48MT	\$ 205
Mural Tile 54"W, Painted	ST54MT	\$ 230
Mural Tile 60"W, Painted	ST60MT (shown)	\$ 241
Mural Tile 66"W, Painted	ST66MT	\$ 260
Mural Tile 72"W, Painted	ST72MT	\$ 289
Mural Tile 84"W, Painted	ST84MT	\$ 310

NOTE: 30"W-48"W, 84"W limited to non-ported, ported, and specialty ported tile styles.

How to specify —
Select the Model Number from above.

S | T | | | M | T | .

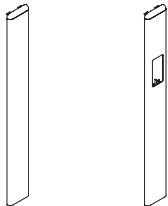
1st Option:
Tile Style:
 NP Non-Ported Tile
 YP Ported Tile*
 HP Integrated Desk Tile*
 SYP Specialty Ported Tile*
 SHP Specialty Integrated Desk Tile*
 *\$75/tile upcharge

| | | .

2nd Option:
Paint:
 P1 P2 P3
 See page 16.2 for finishes.

| | |

Example: ST30MT.NP.P02



Description	Model	List Price
Mural End Trim		
Mural End Trim	SC22ETS	\$ 78
Mural End Trim with Infeed Access	SC22ETE	\$ 105

SC22ETS SC22ETE

How to specify —
Select the Model Number from above.

S | C | 2 | 2 | E | T | .

1st Option:
Paint:
 P1 P2 P3
 See page 16.2 for finishes.

| | |





Example: SC22ETS.P02

Fence

Mural — Connectors

For specification information see pages 16.7-16.11.

GSA SIN 33721

		Description	Model	List Price
Mural Enhanced Connectors				
		Mural Flex Connector 12" W, Knit Mesh	SC12SFF	\$ 1250
SC12SFF	SC12TF	Mural T-Connector 12" W, Knit Mesh	SC12TF	\$ 1218
		Mural Y-Connector 12" W, Knit Mesh, 3-Way	SC12YF	\$ 2612
		Mural X-Connector 12" W, Knit Mesh	SC12XF	\$ 1311
				
SC12YF	SC12XF			

How to specify —
Select the Model Number from above.







1st Option:
Knit Mesh:

2nd Option:
Paint (if applicable):
P1 P2 P3
See page 16.2 for finishes.

SC 1 2 | | | | . | | | | .

Example:

MURAL

		Description	Model	List Price
Mural Simple Connectors				
		Mural Straight Connector, Painted	SC12SS	\$ 200
SC12SS	SC12TS	Mural T-Connector, Painted	SC12TS	\$ 176
		Mural L-Connector, Painted	SC12LS	\$ 176
		Mural Y-Connector, Painted, 2-Way	SC12YS2	\$ 401
		Mural Y-Connector, Painted, 3-Way	SC12YS3	\$ 360
		Mural X-Connector, Painted	SC12XS	\$ 138
				
SC12LS	SC12YS2			
				
SC12YS3	SC12XS			

How to specify —
Select the Model Number from above.

1st Option:
Paint:
P1 P2 P3
See page 16.2 for finishes.

SC 1 2 | | | | . | | | | .

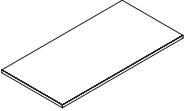
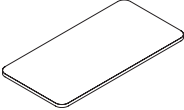
Example: SC12SS.P02

Integrated Height-Adjustable Tables

Mural — Worksurface

For specification information see pages 16.7-16.11.

GSA SIN 33721

	Description	Model	List Price
	Mural Rectangular Worksurfaces		
	Mural Integ. Desk Top, 22"D x 46"W, Rectangular	SW2246NFS	\$ 556
	Mural Integ. Desk Top, 22"D x 52"W, Rectangular	SW2252NFS	\$ 604
	Mural Integ. Desk Top, 22"D x 58"W, Rectangular	SW2258DFS	\$ 752
	Mural Integ. Desk Top, 22"D x 64"W, Rectangular	SW2264DFS	\$ 779
	Mural Integ. Desk Top, 22"D x 70"W, Rectangular	SW2270DFS	\$ 801
	Mural Integ. Desk Top, 23"D x 46"W, Rectangular	SW2346NFS	\$ 556
	Mural Integ. Desk Top, 23"D x 52"W, Rectangular	SW2352NFS	\$ 604
	Mural Integ. Desk Top, 23"D x 58"W, Rectangular	SW2358DFS	\$ 752
	Mural Integ. Desk Top, 23"D x 64"W, Rectangular	SW2364DFS	\$ 779
	Mural Integ. Desk Top, 23"D x 70"W, Rectangular	SW2370DFS	\$ 801
	Mural Integ. Desk Top, 28"D x 46"W, Rectangular	SW2846NFS	\$ 626
	Mural Integ. Desk Top, 28"D x 52"W, Rectangular	SW2852NFS	\$ 710
	Mural Integ. Desk Top, 28"D x 58"W, Rectangular	SW2858DFS	\$ 841
	Mural Integ. Desk Top, 28"D x 64"W, Rectangular	SW2864DFS	\$ 891
Mural Integ. Desk Top, 28"D x 70"W, Rectangular	SW2870DFS	\$ 914	
Mural Integ. Desk Top, 29"D x 46"W, Rectangular	SW2946NFS	\$ 626	
Mural Integ. Desk Top, 29"D x 52"W, Rectangular	SW2952NFS	\$ 710	
Mural Integ. Desk Top, 29"D x 58"W, Rectangular	SW2958DFS	\$ 841	
Mural Integ. Desk Top, 29"D x 64"W, Rectangular	SW2964DFS	\$ 891	
Mural Integ. Desk Top, 29"D x 70"W, Rectangular	SW2970DFS	\$ 914	
	Mural Rounded Corner Worksurfaces		
	Mural Integ. Desk Top, 22"D x 46"W, Rounded Corner	SW2246NFR	\$ 641
	Mural Integ. Desk Top, 22"D x 52"W, Rounded Corner	SW2252NFR	\$ 695
	Mural Integ. Desk Top, 22"D x 58"W, Rounded Corner	SW2258DFR	\$ 847
	Mural Integ. Desk Top, 22"D x 64"W, Rounded Corner	SW2264DFR	\$ 892
	Mural Integ. Desk Top, 22"D x 70"W, Rounded Corner	SW2270DFR	\$ 921
	Mural Integ. Desk Top, 23"D x 46"W, Rounded Corner	SW2346NFR	\$ 641
	Mural Integ. Desk Top, 23"D x 52"W, Rounded Corner	SW2352NFR	\$ 695
	Mural Integ. Desk Top, 23"D x 58"W, Rounded Corner	SW2358DFR	\$ 847
	Mural Integ. Desk Top, 23"D x 64"W, Rounded Corner	SW2364DFR	\$ 892
	Mural Integ. Desk Top, 23"D x 70"W, Rounded Corner	SW2370DFR	\$ 921
	Mural Integ. Desk Top, 28"D x 46"W, Rounded Corner	SW2846NFR	\$ 719
	Mural Integ. Desk Top, 28"D x 52"W, Rounded Corner	SW2852NFR	\$ 815
	Mural Integ. Desk Top, 28"D x 58"W, Rounded Corner	SW2858DFR	\$ 953
	Mural Integ. Desk Top, 28"D x 64"W, Rounded Corner	SW2864DFR	\$ 1024
	Mural Integ. Desk Top, 28"D x 70"W, Rounded Corner	SW2870DFR	\$ 1051
	Mural Integ. Desk Top, 29"D x 46"W, Rounded Corner	SW2946NFR	\$ 719
	Mural Integ. Desk Top, 29"D x 52"W, Rounded Corner	SW2952NFR	\$ 815
	Mural Integ. Desk Top, 29"D x 58"W, Rounded Corner	SW2958DFR	\$ 953
	Mural Integ. Desk Top, 29"D x 64"W, Rounded Corner	SW2964DFR	\$ 1024
	Mural Integ. Desk Top, 29"D x 70"W, Rounded Corner	SW2970DFR	\$ 1051

How to specify — Select the Model Number from above.	1st Option: FSC: X No FSC F FSC Certified Wood	2nd Option: Laminate: See page 16.3 for finishes.	3rd Option: Edge: See page 16.3 for finishes.	4th Option: Grommet Location: G0 No Grommet GL Grommet Left GR Grommet Right GB Grommet Both GP1 Mural Power Bay (\$75) <i>Mural Power Bay only available as center mount in plastic. Plastic grommet finish determined by edge band.</i>	5th Option: Grommet Type (if applicable): P Oval Plastic M Oval Metal S Square Metal (\$11/grommet)	6th Option: Grommet Color (Metal only): EL Matte Silver Plastic grommet color determined by worksurface finish.
SW 2 . .						

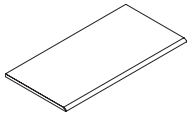
Example:

Integrated Height-Adjustable Tables

Mural — Worksurface

For specification information see pages [16.7-16.11](#).

GSA SIN 33721



Description	Model	List Price
Mural Worksurfaces		
Mural Integ. Desk Top, 22"D x 46"W, Eased Edge	SW2246NE	\$ 737
Mural Integ. Desk Top, 22"D x 52"W, Eased Edge	SW2252NE	\$ 799
Mural Integ. Desk Top, 22"D x 58"W, Eased Edge	SW2258DE	\$ 957
Mural Integ. Desk Top, 22"D x 64"W, Eased Edge	SW2264DE	\$ 1006
Mural Integ. Desk Top, 22"D x 70"W, Eased Edge	SW2270DE	\$ 1038
<hr/>		
Mural Integ. Desk Top, 23"D x 46"W, Eased Edge	SW2346NE	\$ 737
Mural Integ. Desk Top, 23"D x 52"W, Eased Edge	SW2352NE	\$ 799
Mural Integ. Desk Top, 23"D x 58"W, Eased Edge	SW2358DE	\$ 957
Mural Integ. Desk Top, 23"D x 64"W, Eased Edge	SW2364DE	\$ 1006
Mural Integ. Desk Top, 23"D x 70"W, Eased Edge	SW2370DE	\$ 1038
<hr/>		
Mural Integ. Desk Top, 28"D x 46"W, Eased Edge	SW2846NE	\$ 827
Mural Integ. Desk Top, 28"D x 52"W, Eased Edge	SW2852NE	\$ 937
Mural Integ. Desk Top, 28"D x 58"W, Eased Edge	SW2858DE	\$ 1079
Mural Integ. Desk Top, 28"D x 64"W, Eased Edge	SW2864DE	\$ 1158
Mural Integ. Desk Top, 28"D x 70"W, Eased Edge	SW2870DE	\$ 1187
<hr/>		
Mural Integ. Desk Top, 29"D x 46"W, Eased Edge	SW2946NE	\$ 827
Mural Integ. Desk Top, 29"D x 52"W, Eased Edge	SW2952NE	\$ 937
Mural Integ. Desk Top, 29"D x 58"W, Eased Edge	SW2958DE (shown)	\$ 1079
Mural Integ. Desk Top, 29"D x 64"W, Eased Edge	SW2964DE	\$ 1158
Mural Integ. Desk Top, 29"D x 70"W, Eased Edge	SW2970DE	\$ 1187

MURAL

<p>How to specify — Select the Model Number from above.</p>	<p>1st Option: FSC: X No FSC F FSC Certified Wood</p>	<p>2nd Option: Laminate: See page 16.3 for finishes.</p>	<p>3rd Option: Edge: See page 16.3 for finishes.</p>	<p>4th Option: Grommet Location: GO No Grommet GL Grommet Left GR Grommet Right GB Grommet Both GP1 Mural Power Bay (\$75) <i>Mural Power Bay only available as center mount in plastic. Plastic grommet finish determined by edge band.</i></p>	<p>5th Option: Grommet Type (if applicable): P Oval Plastic M Oval Metal S Square Metal (\$11/grommet)</p>	<p>6th Option: Grommet Color (Metal only): EL Matte Silver Plastic grommet color determined by worksurface finish.</p>
	<p>SW2 . .</p>	<p> .</p>	<p> .</p>	<p> </p>	<p> </p>	<p> </p>

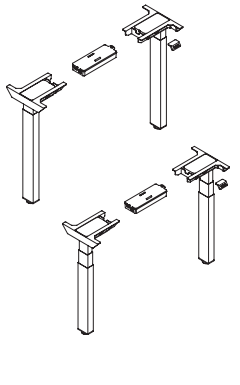
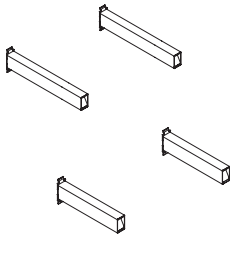
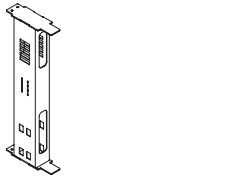
Example:

Integrated Height-Adjustable Tables

Mural — HAT Base

For specification information see pages 16.7-16.11.

GSA SIN 33721

	Description	Model	List Price
	Mural Integrated Height-Adjustable Bases		
	Mural Integ. Desk, Std. Range	S2SD	\$ 2050
	Mural Integ. Desk, Ext. Range	S3SD	\$ 2250
	Mural Cross Bar, 22"D/24"D Desk, Single Sided	SCB24SS (shown)	\$ 175
	Mural Cross Bar, 22"D/24"D Desk, Dual Sided	SCB24DS (shown)	\$ 175
	Mural Cross Bar, 28"D/29½"D Desk, Single Sided	SCB30SS	\$ 175
	Mural Cross Bar, 28"D/29½"D Desk, Dual Sided	SCB30DS	\$ 175
	Mural Integ. Desk Mounting Kit	SKITD (shown)	\$ 367

MURAL

<p>How to specify — Select the Model Number from above.</p> <p>S .</p>	<p>1st Option: Select the Base Paint Color (if applicable):</p> <p>P1 P2 P3</p> <p>See page 16.2 for paint finishes.</p> <p> .</p>	<p>2nd Option: Select the Keypad (if applicable):</p> <p>UD Basic Up/Down MEM Memory Preset PDL Paddle FPD Foot Control (\$240 extra)</p> <p> .</p>
---	--	---

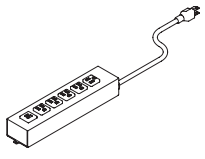
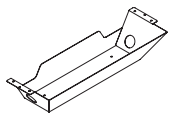

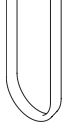
Example: S2SD24.P8L.PDL

Integrated Height-Adjustable Tables

Mural — Wire Management

For specification information see pages 16.7-16.11.

GSA SIN 33721

	Description	Model	List Price
	Wire Management Under the Desk Power	SEDMUP	\$ 475
	20" W Wire Manager Trough	SEDMWM20	\$ 110
	30" W Wire Manager Trough	SEDMWM30	\$ 170
* Available in black only.			
	Fabric Wire Manager (Pack of 2)	FBRZPWM	\$ 600
* Metal Hook attachments available in black only.			

MURAL

<p><i>How to specify —</i> Select the Model Number from above.</p>	<p><i>1st Option:</i> Paint Color: P Black</p>
---	---

SEDM | | | | | P |

Example:

Privacy

Mural — Screen Frames

GSA SIN 33721

	Description	Model	List Price
	Mural Screen Frames		
	Mural Screen Frame 26"H x 30"W, Painted	SF2630P	\$ 441
	Mural Screen Frame 26"H x 36"W, Painted	SF2636P	\$ 449
	Mural Screen Frame 26"H x 42"W, Painted	SF2642P	\$ 456
	Mural Screen Frame 26"H x 48"W, Painted	SF2648P	\$ 464
	Mural Screen Frame 26"H x 54"W, Painted	SF2654P	\$ 472
	Mural Screen Frame 26"H x 60"W, Painted	SF2660P (shown)	\$ 480
	Mural Screen Frame 26"H x 66"W, Painted	SF2666P	\$ 490
	Mural Screen Frame 26"H x 72"W, Painted	SF2672P	\$ 499
	Mural Screen Frame 26"H x 84"W, Painted	SF2684P	\$ 507
	Mural Screen Frame 34"H x 30"W, Painted	SF3430P	\$ 464
	Mural Screen Frame 34"H x 36"W, Painted	SF3436P	\$ 472
	Mural Screen Frame 34"H x 42"W, Painted	SF3442P	\$ 480
	Mural Screen Frame 34"H x 48"W, Painted	SF3448P	\$ 488
	Mural Screen Frame 34"H x 54"W, Painted	SF3454P	\$ 496
	Mural Screen Frame 34"H x 60"W, Painted	SF3460P (shown)	\$ 506
	Mural Screen Frame 34"H x 66"W, Painted	SF3466P	\$ 515
	Mural Screen Frame 34"H x 72"W, Painted	SF3472P	\$ 525
Mural Screen Frame 34"H x 84"W, Painted	SF3484P	\$ 534	
	Mural Screen Frame 41"H x 30"W, Painted	SF4130P	\$ 487
	Mural Screen Frame 41"H x 36"W, Painted	SF4136P	\$ 496
	Mural Screen Frame 41"H x 42"W, Painted	SF4142P	\$ 504
	Mural Screen Frame 41"H x 48"W, Painted	SF4148P	\$ 513
	Mural Screen Frame 41"H x 54"W, Painted	SF4154P	\$ 521
	Mural Screen Frame 41"H x 60"W, Painted	SF4160P (shown)	\$ 531
	Mural Screen Frame 41"H x 66"W, Painted	SF4166P	\$ 541
	Mural Screen Frame 41"H x 72"W, Painted	SF4172P	\$ 550
	Mural Screen Frame 41"H x 84"W, Painted	SF4184P	\$ 561

MURAL

<p>How to specify — Select the Model Number from above.</p> <p>S F .</p>	<p>1st Option: Frame Paint: P1 P2 P3 See page 16.2 for finishes.</p> <p> .</p>	<p>2nd Option: Connector Paint: P1 P2 P3 See page 16.2 for finishes.</p> <p> .</p>
---	---	---

Example:

Privacy

Mural — Screens

GSA SIN 33721



Description	Model	List Price
-------------	-------	------------

Mural Fabric Screens		
Mural Screen 26"H x 25"W, Fabric	AFS2625USF (shown)	\$ 838
Mural Screen 26"H x 31"W, Fabric	AFS2631USF	\$ 896
Mural Screen 26"H x 37"W, Fabric	AFS2637USF	\$ 938
Mural Screen 26"H x 43"W, Fabric	AFS2643USF	\$ 1005
Mural Screen 26"H x 49"W, Fabric	AFS2649USF	\$ 1055
Mural Screen 26"H x 55"W, Fabric	AFS2655USF	\$ 1116
Mural Screen 26"H x 61"W, Fabric	AFS2661USF	\$ 1155
Mural Screen 26"H x 67"W, Fabric	AFS2667USF	\$ 1249

Mural Fabric Half Screens		
Mural Screen 26"H x 27"W, Fabric	AFS2627USF (shown)	\$ 838
Mural Screen 26"H x 30"W, Fabric	AFS2630USF	\$ 877
Mural Screen 26"H x 33"W, Fabric	AFS2633USF	\$ 938
Mural Screen 26"H x 39"W, Fabric	AFS2639USF	\$ 985

Mural Fabric Screens		
Mural Screen 34"H x 25"W, Fabric	AFS3425USF (shown)	\$ 908
Mural Screen 34"H x 31"W, Fabric	AFS3431USF	\$ 958
Mural Screen 34"H x 37"W, Fabric	AFS3437USF	\$ 983
Mural Screen 34"H x 43"W, Fabric	AFS3443USF	\$ 1077
Mural Screen 34"H x 49"W, Fabric	AFS3449USF	\$ 1108
Mural Screen 34"H x 55"W, Fabric	AFS3455USF	\$ 1219
Mural Screen 34"H x 61"W, Fabric	AFS3461USF	\$ 1295
Mural Screen 34"H x 67"W, Fabric	AFS3467USF	\$ 1352

Mural Fabric Half Screens		
Mural Screen 34"H x 27"W, Fabric	AFS3427USF (shown)	\$ 908
Mural Screen 34"H x 30"W, Fabric	AFS3430USF	\$ 951
Mural Screen 34"H x 33"W, Fabric	AFS3433USF	\$ 1019
Mural Screen 34"H x 39"W, Fabric	AFS3439USF	\$ 1070

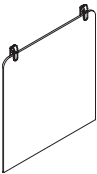
MURAL

<p>How to specify — Select the Model Number from above.</p>	<p>1st Option: Fabric (if applicable): See page 16.2 for fabrics.</p>	<p>2nd Option: Screen Clamp Paint: P1 P2 P3 See page 16.2 for finishes.</p>
<p>AFS .</p> <p><i>Example:</i></p>	<p> .</p>	<p> .</p>

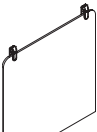
Privacy

Mural — Screens


GSA SIN 33721




Description	Model	List Price
Mural PET Screens		
Mural Screen 26"H x 25"W, PET	APS2625USF	\$ 728
Mural Screen 26"H x 31"W, PET	APS2631USF	\$ 812
Mural Screen 26"H x 37"W, PET	APS2637USF	\$ 912
Mural Screen 26"H x 43"W, PET	APS2643USF	\$ 1027
Mural Screen 26"H x 49"W, PET	APS2649USF	\$ 1159
Mural Screen 26"H x 55"W, PET	APS2655USF	\$ 1260
Mural Screen 26"H x 61"W, PET	APS2661USF	\$ 1372
Mural Screen 26"H x 67"W, PET	APS2667USF	\$ 1495




Mural PET Half Screens		
Mural Screen 26"H x 27"W, PET	APS2627USF (shown)	\$ 755
Mural Screen 26"H x 30"W, PET	APS2630USF	\$ 816
Mural Screen 26"H x 33"W, PET	APS2633USF	\$ 884
Mural Screen 26"H x 39"W, PET	APS2639USF	\$ 958



Mural PET Screens		
Mural Screen 34"H x 25"W, PET	APS3425USF (shown)	\$ 838
Mural Screen 34"H x 31"W, PET	APS3431USF	\$ 943
Mural Screen 34"H x 37"W, PET	APS3437USF	\$ 1062
Mural Screen 34"H x 43"W, PET	APS3443USF	\$ 1200
Mural Screen 34"H x 49"W, PET	APS3449USF	\$ 1359
Mural Screen 34"H x 55"W, PET	APS3455USF	\$ 1541
Mural Screen 34"H x 61"W, PET	APS3461USF	\$ 1751
Mural Screen 34"H x 67"W, PET	APS3467USF	\$ 1992



Mural PET Half Screens		
Mural Screen 34"H x 27"W, PET	APS3427USF (shown)	\$ 866
Mural Screen 34"H x 30"W, PET	APS3430USF	\$ 938
Mural Screen 34"H x 33"W, PET	APS3433USF	\$ 1018
Mural Screen 34"H x 39"W, PET	APS3439USF	\$ 1106



Mural PET Screens		
Mural Screen 41"H x 25"W, PET	APS4125USF (shown)	\$ 977
Mural Screen 41"H x 31"W, PET	APS4131USF	\$ 1102
Mural Screen 41"H x 37"W, PET	APS4137USF	\$ 1246
Mural Screen 41"H x 43"W, PET	APS4143USF	\$ 1411
Mural Screen 41"H x 49"W, PET	APS4149USF	\$ 1601
Mural Screen 41"H x 55"W, PET	APS4155USF	\$ 1819
Mural Screen 41"H x 61"W, PET	APS4161USF	\$ 2070
Mural Screen 41"H x 67"W, PET	APS4167USF	\$ 2143

Mural PET Half Screens		
Mural Screen 41"H x 27"W, PET	APS4127USF	\$ 1005
Mural Screen 41"H x 30"W, PET	APS4130USF	\$ 1091
Mural Screen 41"H x 33"W, PET	APS4133USF	\$ 1186
Mural Screen 41"H x 39"W, PET	APS4139USF	\$ 1290

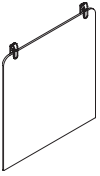
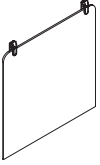

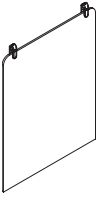

<p>How to specify — Select the Model Number from above.</p> <p>AP S .</p> <p><i>Example:</i></p>	<p>1st Option: PET: DGY4 Dark Grey DGY3 Medium Grey DBR1 Light Brown DBL1 Light Blue DGY2 Lightest Grey DBK1 Black</p> <p> .</p>	<p>2nd Option: Screen Clamp Paint: P1 P2 P3 See page 16.2 for finishes.</p> <p> </p>
---	---	--



Privacy

Mural — Screens

GSA SIN 33721

	Description	Model	List Price
	Mural Acrylic Screens		
	Mural Screen 26"H x 25"W, Acrylic	AAS2625USF (shown)	\$ 807
	Mural Screen 26"H x 31"W, Acrylic	AAS2631USF	\$ 866
	Mural Screen 26"H x 37"W, Acrylic	AAS2637USF	\$ 935
	Mural Screen 26"H x 43"W, Acrylic	AAS2643USF	\$ 998
	Mural Screen 26"H x 49"W, Acrylic	AAS2649USF	\$ 1046
	Mural Screen 26"H x 55"W, Acrylic	AAS2655USF	\$ 1094
	Mural Screen 26"H x 61"W, Acrylic	AAS2661USF	\$ 1217
Mural Screen 26"H x 67"W, Acrylic	AAS2667USF	\$ 1269	
	Mural Acrylic Half Screens		
	Mural Screen 26"H x 27"W, Acrylic	AAS2627USF (shown)	\$ 820
	Mural Screen 26"H x 30"W, Acrylic	AAS2630USF	\$ 852
	Mural Screen 26"H x 33"W, Acrylic	AAS2633USF	\$ 897
Mural Screen 26"H x 39"W, Acrylic	AAS2639USF	\$ 982	
	Mural Acrylic Screens		
	Mural Screen 34"H x 25"W, Acrylic	AAS3425USF (shown)	\$ 873
	Mural Screen 34"H x 31"W, Acrylic	AAS3431USF	\$ 977
	Mural Screen 34"H x 37"W, Acrylic	AAS3437USF	\$ 1030
	Mural Screen 34"H x 43"W, Acrylic	AAS3443USF	\$ 1083
	Mural Screen 34"H x 49"W, Acrylic	AAS3449USF	\$ 1303
	Mural Screen 34"H x 55"W, Acrylic	AAS3455USF	\$ 1365
	Mural Screen 34"H x 61"W, Acrylic	AAS3461USF	\$ 1677
Mural Screen 34"H x 67"W, Acrylic	AAS3467USF	\$ 1744	
	Mural Acrylic Half Screens		
	Mural Screen 34"H x 27"W, Acrylic	AAS3427USF (shown)	\$ 909
	Mural Screen 34"H x 30"W, Acrylic	AAS3430USF	\$ 962
	Mural Screen 34"H x 33"W, Acrylic	AAS3433USF	\$ 1013
Mural Screen 34"H x 39"W, Acrylic	AAS3439USF	\$ 1066	
	Mural Acrylic Half Screens		
	Mural Screen 41"H x 27"W, Acrylic	AAS4127USF (shown)	\$ 982
	Mural Screen 41"H x 30"W, Acrylic	AAS4130USF	\$ 1040
	Mural Screen 41"H x 33"W, Acrylic	AAS4133USF	\$ 1096
Mural Screen 41"H x 39"W, Acrylic	AAS4139USF	\$ 1255	

MURAL

<p>How to specify — Select the Model Number from above.</p> <p>AAS .</p> <p><i>Example:</i></p>	<p><i>1st Option:</i> Acrylic: ASC Clear ASF Frosted</p> <p> .</p>	<p><i>2nd Option:</i> Screen Clamp Paint: P1 P2 P3 See page 16.2 for finishes.</p> <p> </p>
--	--	--

	Description	Model	List Price
	Mural Glass Markerboard Screens		
	Mural Screen 26"H x 25"W, Glass	AGS2625USF (shown)	\$ 2627
	Mural Screen 26"H x 31"W, Glass	AGS2631USF	\$ 2796
	Mural Screen 26"H x 37"W, Glass	AGS2637USF	\$ 2965
	Mural Screen 26"H x 43"W, Glass	AGS2643USF	\$ 3133
	Mural Screen 26"H x 49"W, Glass	AGS2649USF	\$ 3649
	Mural Screen 26"H x 55"W, Glass	AGS2655USF	\$ 3837
	Mural Glass Markerboard Half Screens		
	Mural Screen 26"H x 27"W, Glass	AGS2627USF (shown)	\$ 2627
	Mural Screen 26"H x 30"W, Glass	AGS2630USF	\$ 2796
	Mural Screen 26"H x 33"W, Glass	AGS2633USF	\$ 2965
	Mural Screen 26"H x 39"W, Glass	AGS2639USF	\$ 3133
	Mural Glass Markerboard Screens		
	Mural Screen 34"H x 25"W, Glass	AGS3425USF (shown)	\$ 2875
	Mural Screen 34"H x 31"W, Glass	AGS3431USF	\$ 3062
	Mural Screen 34"H x 37"W, Glass	AGS3437USF	\$ 3246
	Mural Screen 34"H x 43"W, Glass	AGS3443USF	\$ 3433
	Mural Screen 34"H x 49"W, Glass	AGS3449USF	\$ 3617
	Mural Screen 34"H x 55"W, Glass	AGS3455USF	\$ 3805
	Mural Glass Markerboard Half Screens		
	Mural Screen 34"H x 27"W, Glass	AGS3427USF (shown)	\$ 2875
	Mural Screen 34"H x 30"W, Glass	AGS3430USF	\$ 3062
	Mural Screen 34"H x 33"W, Glass	AGS3433USF	\$ 3246
	Mural Screen 34"H x 39"W, Glass	AGS3439USF	\$ 3433

MURAL

<p><i>How to specify —</i> Select the Model Number from above.</p>	<p><i>1st Option:</i> Glass: LMB1 Markerboard</p>	<p><i>2nd Option:</i> Screen Clamp Paint: P1 P2 P3 See page 16.2 for finishes.</p>
<p>AGS .</p>	<p> .</p>	<p> </p>



Example:

Privacy

Mural — Screens

GSA SIN 33721

Description	Model	List Price
Mural Mesh Screens		
Mural Screen 26"H x 25"W, Mesh	ASH2625USF (shown)	\$ 310
Mural Screen 26"H x 31"W, Mesh	ASH2631USF	\$ 382
Mural Screen 26"H x 37"W, Mesh	ASH2637USF	\$ 455
Mural Screen 26"H x 43"W, Mesh	ASH2643USF	\$ 510
Mural Screen 26"H x 49"W, Mesh	ASH2649USF	\$ 588
Mural Screen 26"H x 55"W, Mesh	ASH2655USF	\$ 660
Mural Screen 26"H x 61"W, Mesh	ASH2661USF	\$ 732
Mural Screen 26"H x 67"W, Mesh	ASH2667USF	\$ 799
Mural Screen 26"H x 79"W, Mesh	ASH2679USF	\$ 997
<hr/>		
Mural Screen 34"H x 25"W, Mesh	ASH3425USF (shown)	\$ 360
Mural Screen 34"H x 31"W, Mesh	ASH3431USF	\$ 449
Mural Screen 34"H x 37"W, Mesh	ASH3437USF	\$ 510
Mural Screen 34"H x 43"W, Mesh	ASH3443USF	\$ 582
Mural Screen 34"H x 49"W, Mesh	ASH3449USF	\$ 671
Mural Screen 34"H x 55"W, Mesh	ASH3455USF	\$ 754
Mural Screen 34"H x 61"W, Mesh	ASH3461USF	\$ 832
Mural Screen 34"H x 67"W, Mesh	ASH3467USF	\$ 899
Mural Screen 34"H x 79"W, Mesh	ASH3479USF	\$ 1121
<hr/>		
Mural Screen 41"H x 25"W, Mesh	ASH4125USF (shown)	\$ 388
Mural Screen 41"H x 31"W, Mesh	ASH4131USF	\$ 477
Mural Screen 41"H x 37"W, Mesh	ASH4137USF	\$ 566
Mural Screen 41"H x 43"W, Mesh	ASH4143USF	\$ 654
Mural Screen 41"H x 49"W, Mesh	ASH4149USF	\$ 743
Mural Screen 41"H x 55"W, Mesh	ASH4155USF	\$ 832
Mural Screen 41"H x 61"W, Mesh	ASH4161USF	\$ 921
Mural Screen 41"H x 67"W, Mesh	ASH4167USF	\$ 1021
Mural Screen 41"H x 79"W, Mesh	ASH4179USF	\$ 1221



MURAL

How to specify —

Select the Model Number from above.

1st Option:

Mesh:

- CHK Chalk
- GRS Greystone
- PEW Pewter

ASH | | | | | | | | | | .

Example:

Privacy

Mural — Screens

GSA SIN 33721

	Description	Model	List Price
	Mural Laminate Screens		
	Mural Screen 26"H x 25"W, Laminate	ALS2625USF (shown)	\$ 471
	Mural Screen 26"H x 31"W, Laminate	ALS2631USF	\$ 496
	Mural Screen 26"H x 37"W, Laminate	ALS2637USF	\$ 549
	Mural Screen 26"H x 43"W, Laminate	ALS2643USF	\$ 617
	Mural Screen 26"H x 49"W, Laminate	ALS2649USF	\$ 847
	Mural Screen 26"H x 55"W, Laminate	ALS2655USF	\$ 877
	Mural Screen 26"H x 61"W, Laminate	ALS2661USF	\$ 905
Mural Screen 26"H x 67"W, Laminate	ALS2667USF	\$ 935	
	Mural Laminate Half Screens		
	Mural Screen 26"H x 27"W, Laminate	ALS2627USF (shown)	\$ 474
	Mural Screen 26"H x 30"W, Laminate	ALS2630USF	\$ 493
	Mural Screen 26"H x 33"W, Laminate	ALS2633USF	\$ 516
Mural Screen 26"H x 39"W, Laminate	ALS2639USF	\$ 566	
	Mural Laminate Screens		
	Mural Screen 34"H x 25"W, Laminate	ALS3425USF (shown)	\$ 547
	Mural Screen 34"H x 31"W, Laminate	ALS3431USF	\$ 575
	Mural Screen 34"H x 37"W, Laminate	ALS3437USF	\$ 634
	Mural Screen 34"H x 43"W, Laminate	ALS3443USF	\$ 713
	Mural Screen 34"H x 49"W, Laminate	ALS3449USF	\$ 985
	Mural Screen 34"H x 55"W, Laminate	ALS3455USF	\$ 1015
	Mural Screen 34"H x 61"W, Laminate	ALS3461USF	\$ 1043
Mural Screen 34"H x 67"W, Laminate	ALS3467USF	\$ 1071	
	Mural Laminate Half Screens		
	Mural Screen 34"H x 27"W, Laminate	ALS3427USF (shown)	\$ 550
	Mural Screen 34"H x 30"W, Laminate	ALS3430USF	\$ 571
	Mural Screen 34"H x 33"W, Laminate	ALS3433USF	\$ 595
Mural Screen 34"H x 39"W, Laminate	ALS3439USF	\$ 653	
	Mural Laminate Half Screens		
	Mural Screen 41"H x 27"W, Laminate	ALS4127USF (shown)	\$ 642
	Mural Screen 41"H x 30"W, Laminate	ALS4130USF	\$ 662
	Mural Screen 41"H x 33"W, Laminate	ALS4133USF	\$ 684
Mural Screen 41"H x 39"W, Laminate	ALS4139USF	\$ 705	

MURAL

<p><i>How to specify —</i> Select the Model Number from above.</p> <p>ALS .</p>	<p><i>1st Option:</i> FSC: X No FSC F FSC Certified Wood</p> <p> .</p>	<p><i>2nd Option:</i> Laminate: See page 16.2 for finishes.</p> <p> .</p>	<p><i>3rd Option:</i> Grain: VLG Horizontal grain or Solid only. VST Vertical Grain (up to 60"W only).</p> <p> .</p>	<p><i>4th Option:</i> Paint: P1 P2 P3 See page 16.2 for finishes.</p> <p> .</p>
---	--	---	--	---

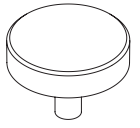
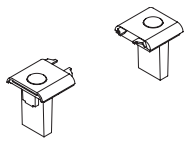

Example:

	Description	Model	List Price	
	Mural Veneer Screens			
	Mural Screen 26"H x 25"W, Veneer	AWS2625USF (shown)	\$ 865	
	Mural Screen 26"H x 31"W, Veneer	AWS2631USF	\$ 890	
	Mural Screen 26"H x 37"W, Veneer	AWS2637USF	\$ 916	
	Mural Screen 26"H x 43"W, Veneer	AWS2643USF	\$ 941	
	Mural Screen 26"H x 49"W, Veneer	AWS2649USF	\$ 966	
	Mural Screen 26"H x 55"W, Veneer	AWS2655USF	\$ 991	
	Mural Screen 26"H x 61"W, Veneer	AWS2661USF	\$ 1017	
Mural Screen 26"H x 67"W, Veneer	AWS2667USF	\$ 1042		
	Mural Veneer Half Screens			
	Mural Screen 26"H x 27"W, Veneer	AWS2627USF (shown)	\$ 865	
	Mural Screen 26"H x 30"W, Veneer	AWS2630USF	\$ 890	
	Mural Screen 26"H x 33"W, Veneer	AWS2633USF	\$ 916	
	Mural Veneer Screens			
	Mural Screen 34"H x 25"W, Veneer	AWS3425USF (shown)	\$ 986	
	Mural Screen 34"H x 31"W, Veneer	AWS3431USF	\$ 1011	
	Mural Screen 34"H x 37"W, Veneer	AWS3437USF	\$ 1036	
	Mural Screen 34"H x 43"W, Veneer	AWS3443USF	\$ 1061	
	Mural Screen 34"H x 49"W, Veneer	AWS3449USF	\$ 1087	
	Mural Screen 34"H x 55"W, Veneer	AWS3455USF	\$ 1112	
	Mural Screen 34"H x 61"W, Veneer	AWS3461USF	\$ 1137	
Mural Screen 34"H x 67"W, Veneer	AWS3467USF	\$ 1162		
	Mural Veneer Half Screens			
	Mural Screen 34"H x 27"W, Veneer	AWS3427USF (shown)	\$ 986	
	Mural Screen 34"H x 30"W, Veneer	AWS3430USF	\$ 1011	
	Mural Screen 34"H x 33"W, Veneer	AWS3433USF	\$ 1036	
	Mural Veneer Half Screens			
	Mural Screen 34"H x 39"W, Veneer	AWS3439USF	\$ 1061	
		Mural Veneer Half Screens		
		Mural Screen 41"H x 27"W, Veneer	AWS4127USF (shown)	\$ 1136
Mural Screen 41"H x 30"W, Veneer		AWS4130USF	\$ 1160	
Mural Screen 41"H x 33"W, Veneer		AWS4133USF	\$ 1186	
Mural Screen 41"H x 39"W, Veneer	AWS4139USF	\$ 1211		

MURAL

<p>How to specify — Select the Model Number from above.</p> <p>AWS .</p>	<p>1st Option: FSC: X No FSC F FSC Certified Wood</p> <p> .</p>	<p>2nd Option: Veneer: See page 16.2 for finishes.</p> <p> .</p>	<p>3rd Option: Grain: VLG Horizontal grain VST Vertical Grain (up to 60"W only).</p> <p> .</p>	<p>4th Option: Paint: P1 P2 P3 See page 16.2 for finishes.</p> <p> .</p>
--	--	---	---	---

Example:



Description	Model	List Price
Mural Fence Filler Kits		
Mural No-Screen Filler Kit, Full Panel, 25"W	SAFILLERKIT25	\$ 100
Mural No-Screen Filler Kit, Full Panel, 31"W	SAFILLERKIT31	\$ 100
Mural No-Screen Filler Kit, Full Panel, 37"W	SAFILLERKIT37	\$ 100
Mural No-Screen Filler Kit, Full Panel, 43"W	SAFILLERKIT43	\$ 125
Mural No-Screen Filler Kit, Full Panel, 49"W	SAFILLERKIT49	\$ 125
Mural No-Screen Filler Kit, Full Panel, 55"W	SAFILLERKIT55 (shown)	\$ 125
Mural No-Screen Filler Kit, Full Panel, 61"W	SAFILLERKIT61	\$ 150
Mural No-Screen Filler Kit, Full Panel, 67"W	SAFILLERKIT67	\$ 150
Mural No-Screen Filler Kit, Full Panel, 79"W	SAFILLERKIT79	\$ 150
<hr/>		
Mural No-Screen Filler Kit, 2 Partial Panels	SAFILLERKIT1	\$ 50
<hr/>		
Mural No-Screen Filler Kit, Partial Panel, 28" W	SAFILLERKIT27	\$ 100
Mural No-Screen Filler Kit, Partial Panel, 31" W	SAFILLERKIT30	\$ 100
Mural No-Screen Filler Kit, Partial Panel, 34" W	SAFILLERKIT33	\$ 100
Mural No-Screen Filler Kit, Partial Panel, 40" W	SAFILLERKIT39	\$ 125
<hr/>		
Mural No-Screen Frame Filler Kit	SAFILLERKITNF (shown)	\$ 138
<hr/>		
Mural Coat Hanger		
Mural Accessory End Cap, Hanger	SAHANGER	\$ 55

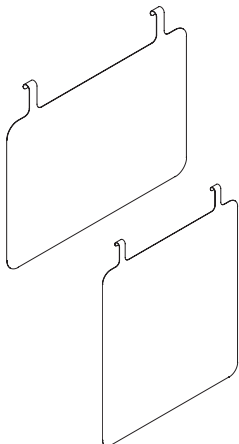
MURAL

<p><i>How to specify —</i> Select the Model Number from above.</p>	<p><i>1st Option:</i> Paint: P1 P2 P3 See page 16.2 for finishes.</p>
<p>SA .</p>	<p> </p>

Example:

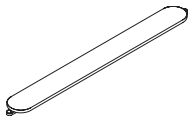
Accessories

GSA SIN 33721

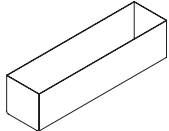


Description	Model	List Price
Mural Collaborative Board		
17"H x 24"W	SS1724M	\$ 414
27"H x 24"W	SS2724M	\$ 497

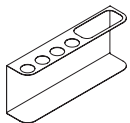
NOTE: Magnetic collaborative board. Specify markerboard paint to make it a writable surface.



Description	Model	List Price
Mural Shelf		
6"W x 30"W	SAS0630W	\$ 564
6"W x 36"W	SAS0636W	\$ 592
6"W x 42"W	SAS0642W	\$ 630
6"W x 48"W	SAS0648W	\$ 666
6"W x 54"W	SAS0654W	\$ 712
6"W x 60"W	SAS0660W	\$ 754
6"W x 66"W	SAS0666W	\$ 800
6"W x 72"W	SAS0672W	\$ 853
6"W x 84"W	SAS0684W	\$ 902



Description	Model	List Price
Mural Planter		
6½"D x 24"W	SAPLANTER24	\$ 499



Description	Model	List Price
Mural Marker Holder		
¾"H x 8"W	SATRAY	\$ 122

Installation Instructions	SINSTALL	\$ 50
---------------------------	----------	-------

How to specify —
Select the
Model Number
from above.

1st Option:

Paint:



See page 16.2 for finishes.

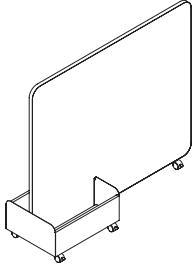
S | | | | | | | | | | | | | | | | | .

Example:

Privacy

Mural — Freestanding Screens

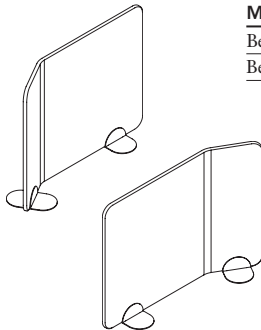
GSA SIN 33721



Description	Model	List Price
Mural Privacy Panel		
Privacy Panel w/ Bin, 50"H x 60"W	SS5060MS	\$ 1519

<p>How to specify — Select the Model Number from above.</p>	<p>1st Option: FSC: X No FSC F FSC Certified Wood</p>	<p>2nd Option: Privacy Panel Laminate:</p>	<p>3rd Option: Edge:</p>	<p>2nd Option: Bin Laminate:</p>	<p>4th Option: Edge:</p>	<p>5th Option: Grain: VLG Horizontal grain or solid VST Vertical grain</p>	<p>6th Option: Paint: P1 P2 P3 See pages 16.2-16.3 for finishes.</p>
	<p>SS5060MS</p>	<p>.</p>	<p>.</p>	<p>.</p>	<p>.</p>	<p>.</p>	<p>.</p>

Example:



Description	Model	List Price
Mural Bent Screen		
Bent Privacy Panel, 52"H x 68" W, LH	SS5268BLH	\$ 3675
Bent Privacy Panel, 52"H x 68" W, RH	SS5268BRH	\$ 3675


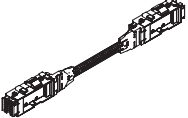
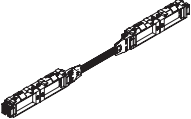
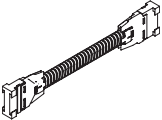
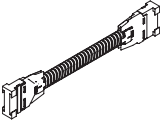
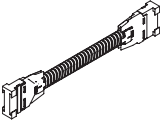
<p>How to specify — Select the Model Number from above.</p>	<p>1st Option: Paint: P1 P2 P3 See page 16.2 for finishes.</p>	<p>2nd Option: Fabric (if applicable): See pages 16.2-16.3 for fabrics.</p>
	<p>SS5268B</p>	<p>.</p>

Example:

Electrical

Mural — Electrical

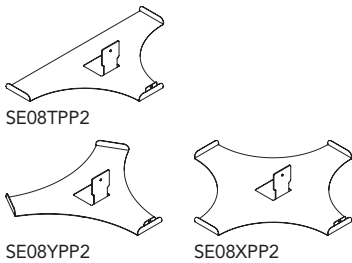
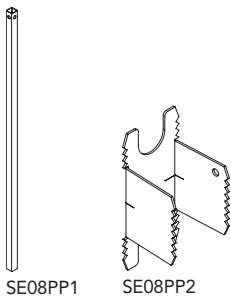
GSA SIN 33721

	Description	Model	List Price
 SE30EK4C	Mural Electrical Kit for 30" W Frame, 4-cir	SE30EK4C (shown)	\$ 293
	Mural Electrical Kit for 36" W Frame, 4-cir	SE36EK4C (shown)	\$ 293
 SE36EK4C	Mural Electrical Kit for 42" W Frame, 4-cir	SE42EK4C	\$ 312
	Mural Electrical Kit for 48" W Frame, 4-cir	SE48EK4C	\$ 312
 SE60EK4C	Mural Electrical Kit for 54" W Frame, 4-cir	SE54EK4C	\$ 312
	Mural Electrical Kit for 60" W Frame, 4-cir	SE60EK4C (shown)	\$ 312
 SESEJ4C	Mural Electrical Kit for 66" W Frame, 4-cir	SE66EK4C	\$ 375
	Mural Electrical Kit for 72" W Frame, 4-cir	SE72EK4C	\$ 437
	Mural Electrical Kit for 84" W Frame, 4-cir	SE84EK4C	\$ 437
	Mural Electrical Kit for 30" W Frame, 3-cir	SE30EK3C	\$ 293
	Mural Electrical Kit for 36" W Frame, 3-cir	SE36EK3C	\$ 293
	Mural Electrical Kit for 42" W Frame, 3-cir	SE42EK3C	\$ 312
	Mural Electrical Kit for 48" W Frame, 3-cir	SE48EK3C	\$ 312
	Mural Electrical Kit for 54" W Frame, 3-cir	SE54EK3C	\$ 312
	Mural Electrical Kit for 60" W Frame, 3-cir	SE60EK3C	\$ 312
	Mural Electrical Kit for 66" W Frame, 3-cir	SE66EK3C	\$ 375
	Mural Electrical Kit for 72" W Frame, 3-cir	SE72EK3C	\$ 437
	Mural Electrical Kit for 84" W Frame, 3-cir	SE84EK3C	\$ 437
 SESEJ4C	Mural Panel to Panel Jumper, Std Cntr, 4-cir	SESEJ4C (shown)	\$ 164
	Mural Panel to Panel Jumper, 12" W Cntr, 4-cir	SESFEJ4C	\$ 164
	Mural Jumper for 30" W-54" W, 12" W Cntr, 4-cir	SESMEJ4C	\$ 250
	Mural Jumper for 60" W-84" W, 12" W Cntr, 4-cir	SELGEJ4C	\$ 250
	Mural Panel to Panel Jumper, Std Cntr, 3-cir	SESEJ3C	\$ 164
	Mural Panel to Panel Jumper, 12" W Cntr, 3-cir	SESFEJ3C	\$ 164
 SESEJ4C	Mural Jumper for 30" W-54" W, 12" W Cntr, 3-cir	SESMEJ3C	\$ 250
	Mural Jumper for 60" W-84" W, 12" W Cntr, 3-cir	SELGEJ3C	\$ 250

*For use w/ enhanced connectors

Power Pole

Mural System 8' Power Pole	SE08PP1	\$ 856
Mural System Power Pole Splicer Kit	SE08PP2	\$ 94
Mural System T-Power Pole Mounting Kit	SE08TPP2	\$ 94
Mural System Y-Power Pole Mounting Kit	SE08YPP2	\$ 94
Mural System X-Power Pole Mounting Kit	SE08XPP2	\$ 94



How to specify —

Select the Model Number from above.

1st Option:

Paint (if applicable):

P1 P2 P3

See page 16.2 for finishes.

S | E | | | | | | | | | | | | | | | |

Example:

Electrical

Mural — Electrical

GSA SIN 33721



Description	Four-circuit		List Price
	3 + 1	2 + 2	
Duplex Receptacles for Beltline or Base Pathway — Mural (specify color)			
Circuit 1	A873501	<input type="checkbox"/>	\$ 63
Circuit 2	A873502	<input type="checkbox"/>	\$ 63
Circuit 3 (3+1)	A873503	<input type="checkbox"/>	\$ 63
Circuit 3 (2+2)	A873506	<input type="checkbox"/>	\$ 63
Circuit 4 — iso/dedicated	A873504	<input type="checkbox"/>	\$ 63
Circuit 1, 20 AMP	A871601	<input type="checkbox"/>	\$ 63

How to specify —
Select the Model Number from above.

1st Option:
Electrical Receptacle
Color (if applicable):
See page 16.2 for finishes.

_____ . **E** _____

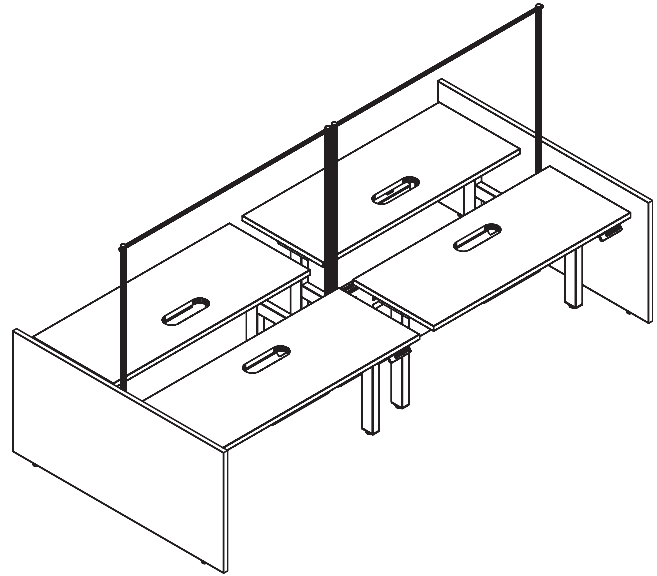
Example: A873501.E4

Shippable by small-package carrier.

Gallery Panels

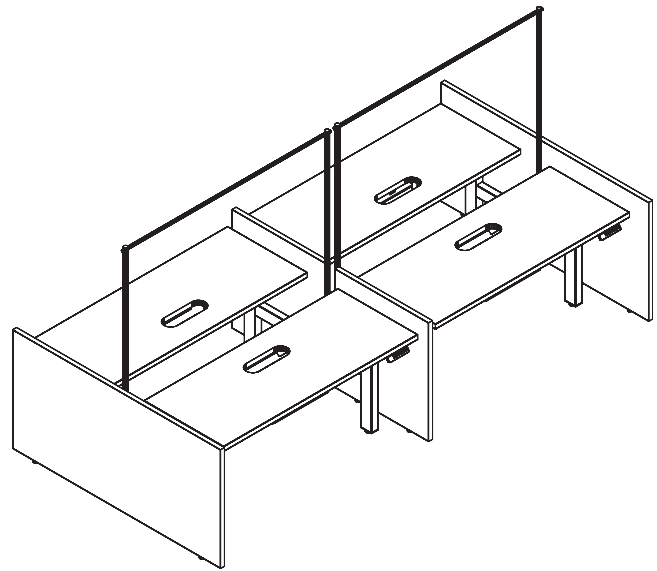
Overview:

- Gallery Panels provide support for fence and worksurfaces.
- Provides privacy to one or both ends of the system in a dual-sided application.
- Gallery Panels line up with the edge of the worksurface.
- Freestanding Mural to Gallery Panels (no integrated tables) requires a minimum 98" of Mural system spine length OR gallery panels on both ends of spine.
- Maximum overall height is 50" H. Integrated glass is included in overall height.
- In tethered applications, the gallery panel must meet or exceed the depth of the worksurfaces.



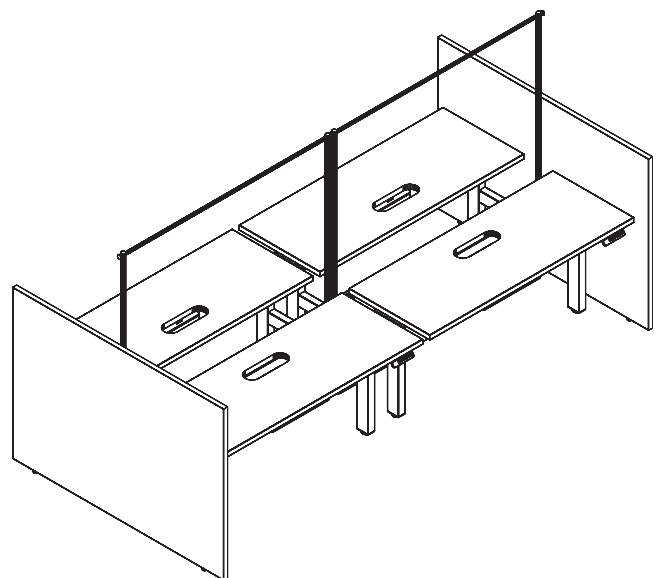
End Panel:

- Dual-sided applications end of run available in all single and split gallery panel sizes.
- Single-sided applications available in all single gallery panel sizes.
- Mural end panels connect using GSCKP connector kit.
- When split gallery panels are specified, hardware kit must also be specified GSHW.
- End Panel sizes are available from 48"W to 84"W. Gallery panels 66"W and greater require additional tie in (ex: credenza, HAT tie in bracket).
- Split End Panel seams must align with parent run.



Mid-Panel:

- Dual-sided applications with mid-placement available in all single gallery panel sizes.
- Single-sided applications available in all single gallery panel sizes.
- Mid-connector kit required per gallery panel to attach to fence.
- For dual-sided applications, specify GSCKPMD.
- For single-sided applications, specify GSCKPMS.
- Mid Panels are available in 18"-84" widths in 3" increments.
- Gallery panels 66"W and greater require worksurface or storage tie-in. Please reference storage and worksurface support section for details.



Connector Kits:

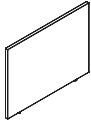
- Connector kits are infed and data accessible.
- Connector kits do not accept power poles.
- End Panel can be used for off-modular planning, connector kit location must be field-measured.

Gallery Panels

22"H Application

For Gallery Panel connectors see page 294-295.

GSA SIN 33721



Description	Model	List Price		
		L1	L2	L3
22"H Gallery Panels				
18"W	G2218	\$ 380	\$ 396	\$ 412
21"W	G2221	\$ 396	\$ 413	\$ 430
24"W	G2224	\$ 420	\$ 438	\$ 456
27"W	G2227	\$ 450	\$ 469	\$ 488
30"W	G2230	\$ 513	\$ 535	\$ 556
33"W	G2233	\$ 544	\$ 567	\$ 590
36"W	G2236	\$ 571	\$ 595	\$ 619
39"W	G2239	\$ 620	\$ 646	\$ 673
42"W	G2242	\$ 671	\$ 699	\$ 728
45"W	G2245	\$ 733	\$ 764	\$ 795
48"W	G2248	\$ 767	\$ 799	\$ 832
51"W	G2251	\$ 781	\$ 814	\$ 847
54"W	G2254	\$ 818	\$ 853	\$ 887
57"W	G2257	\$ 855	\$ 891	\$ 927
60"W	G2260	\$ 896	\$ 934	\$ 972
63"W	G2263	\$ 910	\$ 949	\$ 987
66"W	G2266	\$ 930	\$ 969	\$ 1009
69"W	G2269	\$ 996	\$ 1038	\$ 1080
72"W	G2272	\$ 1026	\$ 1069	\$ 1113
75"W	G2275	\$ 1163	\$ 1212	\$ 1261
78"W	G2278	\$ 1208	\$ 1259	\$ 1310
81"W	G2281	\$ 1251	\$ 1304	\$ 1357
87"W	G2287	\$ 1276	\$ 1337	\$ 1398
93"W	G2293	\$ 1320	\$ 1383	\$ 1445
99"W	G2299	\$ 1339	\$ 1402	\$ 1466
105"W	G22105	\$ 1368	\$ 1433	\$ 1497
84"W	G2284	\$ 1373	\$ 1431	\$ 1489
111"W	G22111	\$ 1443	\$ 1511	\$ 1579
117"W	G22117	\$ 1485	\$ 1555	\$ 1624
123"W	G22123	\$ 1498	\$ 1568	\$ 1638
129"W	G22129	\$ 1538	\$ 1610	\$ 1682
135"W	G22135	\$ 1608	\$ 1683	\$ 1758
141"W	G22141	\$ 1689	\$ 1767	\$ 1845
147"W	G22147	\$ 1779	\$ 1861	\$ 1943

<p>How to specify — Select the Model Number from above.</p>	<p>1st Option: FSC: F FSC Wood X Non-FSC Wood</p>	<p>2nd Option: Laminate: See page 272 for finishes.</p>	<p>3rd Option: Edge: See page 272 for finishes.</p>	<p>4th Option: Grain: VLG Horizontal grain or Solid only. VST Vertical Grain (available only for single panels 60"W or less.</p>	<p>5th Option: Glide:</p>
G 2 2 	V .	G

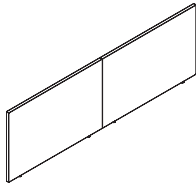
Example: G2218.X.LT11.TI.VLG.G

Gallery Panels

22"H Application

For Gallery Panel connectors see page 294-295.

GSA SIN 33721



Description	Model	List Price		
		L1	L2	L3
22"H Gallery Split Panels				
81"W	GS2281	\$ 1187	\$ 1237	\$ 1288
87"W	GS2287	\$ 1435	\$ 1496	\$ 1557
93"W	GS2293	\$ 1479	\$ 1542	\$ 1604
99"W	GS2299	\$ 1498	\$ 1561	\$ 1625
105"W	GS22105	\$ 1527	\$ 1592	\$ 1656
111"W	GS22111	\$ 1602	\$ 1670	\$ 1738
117"W	GS22117	\$ 1644	\$ 1714	\$ 1783
123"W	GS22123	\$ 1657	\$ 1727	\$ 1797
129"W	GS22129	\$ 1697	\$ 1769	\$ 1841
135"W	GS22135	\$ 1767	\$ 1842	\$ 1917
141"W	GS22141	\$ 1848	\$ 1926	\$ 2004
147"W	GS22147	\$ 1938	\$ 2020	\$ 2102

<p>How to specify — Select the Model Number from above.</p>	<p>1st Option: FSC: F FSC Wood X Non-FSC Wood</p>	<p>2nd Option: Laminate: See page 272 for finishes.</p>	<p>3rd Option: Edge: See page 272 for finishes.</p>	<p>4th Option: Grain: VLG Horizontal grain or Solid only. VST Vertical Grain (available only for single panels 60"W or less.</p>	<p>5th Option: Glide:</p>
<p>G S 2 2 . .</p>				<p>V .</p>	<p>G </p>

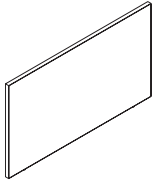
Example: GS2281.X.LT11.TI.VLG.G

Gallery Panels

30"H Application

For Gallery Panel connectors see page 294-295.

GSA SIN 33721



GALLERY PANELS

Description	Model	Configuration	List Price		
			L1	L2	L3
30"H Gallery Panels					
33"W	G3033	S	\$ 567	\$ 589	\$ 610
36"W	G3036	S	\$ 596	\$ 619	\$ 641
39"W	G3039	S	\$ 647	\$ 672	\$ 696
42"W	G3042	S	\$ 700	\$ 726	\$ 753
45"W	G3045	S	\$ 764	\$ 793	\$ 822
48"W	G3048	D, S	\$ 800	\$ 830	\$ 861
51"W	G3051	D, S	\$ 814	\$ 845	\$ 876
54"W	G3054	D, S	\$ 853	\$ 885	\$ 918
57"W	G3057	D, S	\$ 891	\$ 925	\$ 958
60"W	G3060	D, S	\$ 934	\$ 969	\$ 1005
63"W	G3063	D, S	\$ 950	\$ 986	\$ 1022
66"W	G3066	D, S	\$ 970	\$ 1007	\$ 1043
69"W	G3069	D, S	\$ 1040	\$ 1079	\$ 1119
72"W	G3072	D, S	\$ 1070	\$ 1110	\$ 1151
75"W	G3075	D, S	\$ 1213	\$ 1259	\$ 1305
78"W	G3078	D, S	\$ 1260	\$ 1308	\$ 1355
81"W	G3081	D, S	\$ 1305	\$ 1354	\$ 1404
84"W	G3084	D, S	\$ 1433	\$ 1487	\$ 1541

Note: Configuration is not included in model number

- S End Single Sided
- D End Dual Sided

<p><i>How to specify —</i> Select the Model Number from above.</p>	<p><i>1st Option:</i> FSC: F FSC Wood X Non-FSC Wood</p>	<p><i>2nd Option:</i> Laminate: See page 272 for finishes.</p>	<p><i>3rd Option:</i> Edge: See page 272 for finishes.</p>	<p><i>4th Option:</i> Grain: VLG Horizontal grain or Solid only. VST Vertical Grain (available only for single panels 60"W or less.</p>	<p><i>5th Option:</i> Glide:</p>
<p>G 3 0 .</p>	<p> .</p>	<p> .</p>	<p> .</p>	<p>V .</p>	<p>G </p>

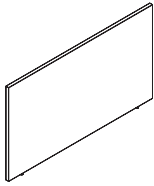
Example: G3033.X.LT11.TI.VLG.G

Gallery Panels

35"H Application

For Gallery Panel connectors see page 294-295.

GSA PENDING



Description	Model	Configuration	List Price		
			L1	L2	L3
35"H Gallery Panels					
33"W	G3533	S	\$ 671	\$ 697	\$ 723
36"W	G3536	S	\$ 711	\$ 739	\$ 766
39"W	G3539	S	\$ 760	\$ 790	\$ 819
42"W	G3542	S	\$ 794	\$ 825	\$ 856
45"W	G3545	S	\$ 843	\$ 876	\$ 908
48"W	G3548	D, S	\$ 879	\$ 913	\$ 947
51"W	G3551	D, S	\$ 909	\$ 944	\$ 979
54"W	G3554	D, S	\$ 941	\$ 978	\$ 1014
57"W	G3557	D, S	\$ 980	\$ 1018	\$ 1056
60"W	G3560	D, S	\$ 1012	\$ 1051	\$ 1090
63"W	G3563	D, S	\$ 1034	\$ 1074	\$ 1114
66"W	G3566	D, S	\$ 1064	\$ 1105	\$ 1146
69"W	G3569	D, S	\$ 1116	\$ 1159	\$ 1202
72"W	G3572	D, S	\$ 1168	\$ 1213	\$ 1258
75"W	G3575	D, S	\$ 1259	\$ 1308	\$ 1356
78"W	G3578	D, S	\$ 1324	\$ 1375	\$ 1426
81"W	G3581	D, S	\$ 1424	\$ 1479	\$ 1534
84"W	G3584	D, S	\$ 1559	\$ 1619	\$ 1679

Note: Configuration is not included in model number

- S End Single Sided
- D End Dual Sided

<p>How to specify — Select the Model Number from above.</p>	<p>1st Option: FSC: F FSC Wood X Non-FSC Wood</p>	<p>2nd Option: Laminate: See page 272 for finishes.</p>	<p>3rd Option: Edge: See page 272 for finishes.</p>	<p>4th Option: Grain: VLG Horizontal grain or Solid only. VST Vertical Grain (available only for single panels 60"W or less.</p>	<p>5th Option: Glide:</p>
<p>G 3 5 .</p>	<p> .</p>	<p> .</p>	<p> .</p>	<p>V .</p>	<p>G </p>

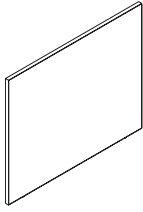
Example: G3533.X.LT11.TI.VLG.G

Gallery Panels

42"H Application

For Gallery Panel connectors see page 294-295.

GSA SIN 33721



GALLERY PANELS

Description	Model	Configuration	List Price		
			L1	L2	L3
42"H Gallery Panels					
33"W	G4233	S	\$ 750	\$ 778	\$ 807
36"W	G4236	S	\$ 794	\$ 824	\$ 854
39"W	G4239	S	\$ 850	\$ 882	\$ 914
42"W	G4242	S	\$ 886	\$ 920	\$ 953
45"W	G4245	S	\$ 919	\$ 954	\$ 989
48"W	G4248	D, S	\$ 956	\$ 992	\$ 1028
51"W	G4251	D, S	\$ 1016	\$ 1054	\$ 1093
54"W	G4254	D, S	\$ 1048	\$ 1088	\$ 1127
57"W	G4257	D, S	\$ 1074	\$ 1115	\$ 1155
60"W	G4260	D, S	\$ 1114	\$ 1156	\$ 1198
63"W	G4263	D, S	\$ 1144	\$ 1187	\$ 1231
66"W	G4266	D, S	\$ 1182	\$ 1227	\$ 1271
69"W	G4269	D, S	\$ 1204	\$ 1250	\$ 1295
72"W	G4272	D, S	\$ 1274	\$ 1322	\$ 1370
75"W	G4275	D, S	\$ 1319	\$ 1369	\$ 1419
78"W	G4278	D, S	\$ 1401	\$ 1454	\$ 1507
81"W	G4281	D, S	\$ 1566	\$ 1625	\$ 1684
84"W	G4284	D, S	\$ 1686	\$ 1750	\$ 1813

Note: Configuration is not included in model number

- S End Single Sided
- D End Dual Sided

<p>How to specify — Select the Model Number from above.</p>	<p>1st Option: FSC: F FSC Wood X Non-FSC Wood</p>	<p>2nd Option: Laminate: See page 272 for finishes.</p>	<p>3rd Option: Edge: See page 272 for finishes.</p>	<p>4th Option: Grain: VLG Horizontal grain or Solid only. VST Vertical Grain (available only for single panels 60"W or less.</p>	<p>5th Option: Glide:</p>
<p>G 4 2 .</p>	<p> .</p>	<p> .</p>	<p> .</p>	<p>V .</p>	<p>G </p>

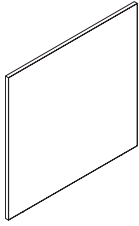
Example: G4233.X.LT11.TI.VLG.G

Gallery Panels

50"H Application

For Gallery Panel connectors see page 294-295.

GSA SIN 33721



Description	Model	Configuration	List Price		
			L1	L2	L3
50"H Gallery Panels					
33"W	G5033	S	\$ 831	\$ 862	\$ 894
36"W	G5036	S	\$ 873	\$ 906	\$ 939
39"W	G5039	S	\$ 926	\$ 961	\$ 996
42"W	G5042	S	\$ 976	\$ 1013	\$ 1050
45"W	G5045	S	\$ 1048	\$ 1088	\$ 1127
48"W	G5048	D, S	\$ 1074	\$ 1115	\$ 1155
51"W	G5051	D, S	\$ 1103	\$ 1145	\$ 1186
54"W	G5054	D, S	\$ 1149	\$ 1192	\$ 1236
57"W	G5057	D, S	\$ 1179	\$ 1224	\$ 1268
60"W	G5060	D, S	\$ 1214	\$ 1260	\$ 1306
63"W	G5063	D, S	\$ 1240	\$ 1287	\$ 1334
66"W	G5066	D, S	\$ 1275	\$ 1323	\$ 1371
69"W	G5069	D, S	\$ 1312	\$ 1362	\$ 1411
72"W	G5072	D, S	\$ 1348	\$ 1399	\$ 1450
75"W	G5075	D, S	\$ 1438	\$ 1492	\$ 1547
78"W	G5078	D, S	\$ 1579	\$ 1639	\$ 1698
81"W	G5081	D, S	\$ 1713	\$ 1778	\$ 1843
84"W	G5084	D, S	\$ 1831	\$ 1900	\$ 1969

Note: Configuration is not included in model number

- S End Single Sided
- D End Dual Sided

<p>How to specify — Select the Model Number from above.</p>	<p>1st Option: FSC: F FSC Wood X Non-FSC Wood</p>	<p>2nd Option: Laminate: See page 272 for finishes.</p>	<p>3rd Option: Edge: See page 272 for finishes.</p>	<p>4th Option: Grain: VLG Horizontal grain or Solid only. VST Vertical Grain (available only for single panels 60"W or less.</p>	<p>5th Option: Glide:</p>
G 5 0 	V .	G

Example: G5033.X.LT11.TI.VLG.G

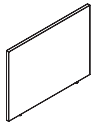
Gallery Panels

22"H Application for Use with Glass

For Gallery Panel Glass see page 296.
For Gallery Panel connectors see page 294-295.

GSA SIN 33721

GALLERY PANELS



Description	Model	List Price			Accepts Glass Models
		L1	L2	L3	7½"H, 13"H, 15"H
22"H Gallery Panels with Glass					
18"W	G2218G	\$ 596	\$ 621	\$ 646	G4 □□ 18GS
21"W	G2221G	\$ 612	\$ 638	\$ 664	G4 □□ 21GS
24"W	G2224G	\$ 636	\$ 663	\$ 690	G4 □□ 24GS
27"W	G2227G	\$ 667	\$ 695	\$ 723	G4 □□ 27GS
30"W	G2230G	\$ 729	\$ 760	\$ 791	G4 □□ 30GS
33"W	G2233G	\$ 760	\$ 792	\$ 824	G4 □□ 33GS
36"W	G2236G	\$ 788	\$ 821	\$ 855	G4 □□ 36GS
39"W	G2239G	\$ 837	\$ 872	\$ 908	G4 □□ 39GS
42"W	G2242G	\$ 888	\$ 926	\$ 963	G4 □□ 42GS
45"W	G2245G	\$ 949	\$ 989	\$ 1029	G4 □□ 45GS
48"W	G2248G	\$ 983	\$ 1025	\$ 1066	G4 □□ 48GS
51"W	G2251G	\$ 997	\$ 1039	\$ 1081	G4 □□ 51GS
54"W	G2254G	\$ 1035	\$ 1079	\$ 1123	G4 □□ 54GS
57"W	G2257G	\$ 1071	\$ 1116	\$ 1162	G4 □□ 57GS
60"W	G2260G	\$ 1112	\$ 1159	\$ 1206	G4 □□ 60GS
63"W	G2263G	\$ 1126	\$ 1174	\$ 1221	G4 □□ 63GS
66"W	G2266G	\$ 1146	\$ 1195	\$ 1243	G4 □□ 66GS
69"W	G2269G	\$ 1212	\$ 1263	\$ 1315	G4 □□ 69GS
72"W	G2272G	\$ 1242	\$ 1295	\$ 1347	G4 □□ 72GS
75"W	G2275G	\$ 1380	\$ 1438	\$ 1497	G4 □□ 75GS
78"W	G2278G	\$ 1424	\$ 1484	\$ 1545	G4 □□ 78GS
81"W	G2281G	\$ 1467	\$ 1529	\$ 1591	G4 □□ 81GS
87"W	G2287G	\$ 1493	\$ 1563	\$ 1633	G4 □□ 87GS
93"W	G2293G	\$ 1537	\$ 1609	\$ 1681	G4 □□ 93GS
99"W	G2299G	\$ 1555	\$ 1628	\$ 1700	G4 □□ 99GS
105"W	G22105G	\$ 1584	\$ 1658	\$ 1732	G4 □□ 105GS
84"W	G2284G	\$ 1589	\$ 1656	\$ 1724	G4 □□ 84GS
111"W	G22111G	\$ 1659	\$ 1736	\$ 1813	G4 □□ 111GS
117"W	G22117G	\$ 1701	\$ 1780	\$ 1858	G4 □□ 117GS
123"W	G22123G	\$ 1714	\$ 1793	\$ 1873	G4 □□ 123GS
129"W	G22129G	\$ 1755	\$ 1836	\$ 1917	G4 □□ 129GS
135"W	G22135G	\$ 1824	\$ 1908	\$ 1992	G4 □□ 135GS
141"W	G22141G	\$ 1905	\$ 1992	\$ 2080	G4 □□ 141GS
147"W	G22147G	\$ 1995	\$ 2086	\$ 2177	G4 □□ 147GS

Note: Fill in model number blanks with one of the following options to determine glass height.

- 07 7.5"H glass
- 13 13"H glass
- 15 15"H glass

<p>How to specify — Select the Model Number from above.</p>	<p>1st Option: FSC: F FSC Wood X Non-FSC Wood</p>	<p>2nd Option: Laminate: See page 272 for finishes.</p>	<p>3rd Option: Edge: See page 272 for finishes.</p>	<p>4th Option: Grain: VLG Horizontal grain or Solid only. VST Vertical Grain (available only for single panels 60"W or less.</p>	<p>5th Option: Glide:</p>
<p>G 2 2 . .</p>				<p>V .</p>	<p>G </p>

Example: G2218G.X.LT11.TI.VLG.G

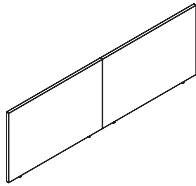
Gallery Panels

22"H Application for Use with Glass

GSA SIN 33721

For Gallery Panel Glass see page 296.

For Gallery Panel connectors see page 294-295.



Description	Model	List Price			Accepts Glass Models
		L1	L2	L3	7½"H, 13"H, 15"H
22"H Gallery Split Panels with Glass					
81"W	GS2281G	\$ 1403	\$ 1462	\$ 1522	G4 □ □ 81GS
87"W	GS2287G	\$ 1652	\$ 1722	\$ 1792	G4 □ □ 89GS
93"W	GS2293G	\$ 1696	\$ 1768	\$ 1840	G4 □ □ 93GS
99"W	GS2299G	\$ 1714	\$ 1787	\$ 1859	G4 □ □ 99GS
105"W	GS22105G	\$ 1743	\$ 1817	\$ 1891	G4 □ □ 105GS
111"W	GS22111G	\$ 1818	\$ 1895	\$ 1972	G4 □ □ 111GS
117"W	GS22117G	\$ 1860	\$ 1939	\$ 2017	G4 □ □ 117GS
123"W	GS22123G	\$ 1873	\$ 1952	\$ 2032	G4 □ □ 123GS
129"W	GS22129G	\$ 1914	\$ 1995	\$ 2076	G4 □ □ 129GS
135"W	GS22135G	\$ 1983	\$ 2067	\$ 2151	G4 □ □ 135GS
141"W	GS22141G	\$ 2064	\$ 2151	\$ 2239	G4 □ □ 141GS
147"W	GS22147G	\$ 2154	\$ 2245	\$ 2336	G4 □ □ 147GS

Note: Fill in model number blanks with one of the following options to determine glass height.

- 07 7.5"H glass
- 13 13"H glass
- 15 15"H glass

<p>How to specify — Select the Model Number from above.</p>	<p>1st Option: FSC: F FSC Wood X Non-FSC Wood</p>	<p>2nd Option: Laminate: See page 272 for finishes.</p>	<p>3rd Option: Edge: See page 272 for finishes.</p>	<p>4th Option: Grain: VLG Horizontal grain or Solid only. VST Vertical Grain (available only for single panels 60"W or less.</p>	<p>5th Option: Glide:</p>
<p>G S 2 2 . .</p>					

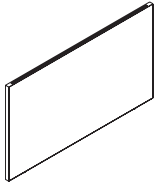
Example: GS2281G.X.LT11.TI.VLG.G

Gallery Panels

30"H Application for Use with Glass

For Gallery Panel Glass see page 296.
 For Gallery Panel connectors see page 294-295.

GSA SIN 33721



Description	Model	Configuration	List Price			Accepts Glass Models 7½"H, 13"H, 15"H
			L1	L2	L3	
30"H Gallery Panels with Glass						
33"W	G3033G	S	\$ 771	\$ 800	\$ 829	G4 □ □ 30GS
36"W	G3036G	S	\$ 800	\$ 830	\$ 861	G4 □ □ 33GS
39"W	G3039G	S	\$ 850	\$ 882	\$ 914	G4 □ □ 36GS
42"W	G3042G	S	\$ 902	\$ 936	\$ 970	G4 □ □ 39GS
45"W	G3045G	S	\$ 966	\$ 1003	\$ 1039	G4 □ □ 42GS
48"W	G3048G	D, S	\$ 1002	\$ 1040	\$ 1078	G4 □ □ 45GS
51"W	G3051G	D, S	\$ 1016	\$ 1054	\$ 1093	G4 □ □ 48GS
54"W	G3054G	D, S	\$ 1056	\$ 1096	\$ 1136	G4 □ □ 51GS
57"W	G3057G	D, S	\$ 1093	\$ 1134	\$ 1176	G4 □ □ 54GS
60"W	G3060G	D, S	\$ 1136	\$ 1179	\$ 1222	G4 □ □ 57GS
63"W	G3063G	D, S	\$ 1152	\$ 1196	\$ 1239	G4 □ □ 60GS
66"W	G3066G	D, S	\$ 1172	\$ 1216	\$ 1261	G4 □ □ 63GS
69"W	G3069G	D, S	\$ 1243	\$ 1290	\$ 1337	G4 □ □ 66GS
72"W	G3072G	D, S	\$ 1273	\$ 1321	\$ 1369	G4 □ □ 69GS
75"W	G3075G	D, S	\$ 1415	\$ 1469	\$ 1522	G4 □ □ 72GS
78"W	G3078G	D, S	\$ 1464	\$ 1519	\$ 1575	G4 □ □ 75GS
81"W	G3081G	D, S	\$ 1508	\$ 1565	\$ 1622	G4 □ □ 78GS
84"W	G3084G	D, S	\$ 1635	\$ 1697	\$ 1759	G4 □ □ 81GS

Note: Configuration is not included in model number

- S End Single Sided
- D End Dual Sided

Note: Fill in model number blanks with one of the following options to determine glass height.

- 07 7.5"H glass
- 13 13"H glass
- 15 15"H glass

<p>How to specify — Select the Model Number from above.</p>	<p>1st Option: FSC: F FSC Wood X Non-FSC Wood</p>	<p>2nd Option: Laminate: See page 272 for finishes.</p>	<p>3rd Option: Edge: See page 272 for finishes.</p>	<p>4th Option: Grain: VLG Horizontal grain or Solid only. VST Vertical Grain (available only for single panels 60"W or less.</p>	<p>5th Option: Glide:</p>
G 3 0 	V .	G

Example: G3033G.X.LT11.TI.VLG.G

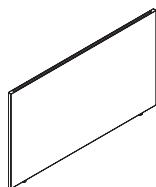
Gallery Panels

35"H Application for Use with Glass

GSA SIN 33721

For Gallery Panel Glass see page 296.

For Gallery Panel connectors see page 294-295.



Description	Model	Configuration	List Price			Accepts Glass Models 7½"H, 13"H, 15"H
			L1	L2	L3	
35"H Gallery Panels with Glass						
33"W	G3533G	S	\$ 870	\$ 904	\$ 937	G4 □ □ 30GS
36"W	G3536G	S	\$ 910	\$ 946	\$ 981	G4 □ □ 33GS
39"W	G3539G	S	\$ 960	\$ 997	\$ 1034	G4 □ □ 36GS
42"W	G3542G	S	\$ 993	\$ 1032	\$ 1070	G4 □ □ 39GS
45"W	G3545G	S	\$ 1042	\$ 1083	\$ 1123	G4 □ □ 42GS
48"W	G3548G	D, S	\$ 1076	\$ 1118	\$ 1159	G4 □ □ 45GS
51"W	G3551G	D, S	\$ 1106	\$ 1149	\$ 1192	G4 □ □ 48GS
54"W	G3554G	D, S	\$ 1142	\$ 1186	\$ 1230	G4 □ □ 51GS
57"W	G3557G	D, S	\$ 1172	\$ 1218	\$ 1263	G4 □ □ 54GS
60"W	G3560G	D, S	\$ 1214	\$ 1261	\$ 1308	G4 □ □ 57GS
63"W	G3563G	D, S	\$ 1235	\$ 1283	\$ 1331	G4 □ □ 60GS
66"W	G3566G	D, S	\$ 1265	\$ 1314	\$ 1363	G4 □ □ 63GS
69"W	G3569G	D, S	\$ 1312	\$ 1363	\$ 1413	G4 □ □ 66GS
72"W	G3572G	D, S	\$ 1360	\$ 1413	\$ 1465	G4 □ □ 69GS
75"W	G3575G	D, S	\$ 1451	\$ 1507	\$ 1563	G4 □ □ 72GS
78"W	G3578G	D, S	\$ 1516	\$ 1575	\$ 1633	G4 □ □ 75GS
81"W	G3581G	D, S	\$ 1623	\$ 1686	\$ 1748	G4 □ □ 78GS
84"W	G3584G	D, S	\$ 1758	\$ 1826	\$ 1894	G4 □ □ 81GS

Note: Configuration is not included in model number

- S End Single Sided
- D End Dual Sided

Note: Fill in model number blanks with one of the following options to determine glass height.

- 07 7.5"H glass
- 13 13"H glass
- 15 15"H glass

<p>How to specify — Select the Model Number from above.</p> <p>G 3 5 . .</p>	<p>1st Option: FSC: F FSC Wood X Non-FSC Wood</p>	<p>2nd Option: Laminate: See page 272 for finishes.</p>	<p>3rd Option: Edge: See page 272 for finishes.</p>	<p>4th Option: Grain: VLG Horizontal grain or Solid only. VST Vertical Grain (available only for single panels 60"W or less).</p>	<p>5th Option: Glide:</p> <p>G .</p>
---	---	---	---	---	--

Example: G3533G.X.LT11.TI.VLG.G

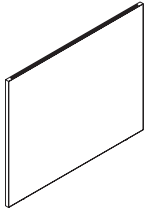
Gallery Panels

42"H Application for Use with Glass

For Gallery Panel Glass see page 296.
 For Gallery Panel connectors see page 294-295.

GSA SIN 33721

GALLERY PANELS



Description	Model	Configuration	List Price			Accepts Glass Models
			L1	L2	L3	7½"H
42"H Gallery Panels with Glass						
33"W	G4233G	S	\$ 953	\$ 989	\$ 1025	G40730GS
36"W	G4236G	S	\$ 996	\$ 1034	\$ 1071	G40733GS
39"W	G4239G	S	\$ 1053	\$ 1093	\$ 1133	G40736GS
42"W	G4242G	S	\$ 1091	\$ 1132	\$ 1173	G40739GS
45"W	G4245G	S	\$ 1122	\$ 1164	\$ 1207	G40742GS
48"W	G4248G	D, S	\$ 1159	\$ 1203	\$ 1247	G40745GS
51"W	G4251G	D, S	\$ 1219	\$ 1265	\$ 1311	G40748GS
54"W	G4254G	D, S	\$ 1250	\$ 1297	\$ 1345	G40751GS
57"W	G4257G	D, S	\$ 1278	\$ 1326	\$ 1375	G40754GS
60"W	G4260G	D, S	\$ 1316	\$ 1366	\$ 1416	G40757GS
63"W	G4263G	D, S	\$ 1346	\$ 1397	\$ 1448	G40760GS
66"W	G4266G	D, S	\$ 1384	\$ 1436	\$ 1489	G40763GS
69"W	G4269G	D, S	\$ 1408	\$ 1461	\$ 1514	G40766GS
72"W	G4272G	D, S	\$ 1476	\$ 1532	\$ 1588	G40769GS
75"W	G4275G	D, S	\$ 1521	\$ 1579	\$ 1636	G40772GS
78"W	G4278G	D, S	\$ 1603	\$ 1664	\$ 1724	G40775GS
81"W	G4281G	D, S	\$ 1769	\$ 1836	\$ 1903	G40778GS
84"W	G4284G	D, S	\$ 1889	\$ 1960	\$ 2032	G40781GS

Note: Configuration is not included in model number

- S End Single Sided
- D End Dual Sided

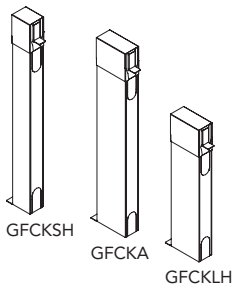
<p>How to specify — Select the Model Number from above.</p>	<p>1st Option: FSC: F FSC Wood X Non-FSC Wood</p>	<p>2nd Option: Laminate: See page 272 for finishes.</p>	<p>3rd Option: Edge: See page 272 for finishes.</p>	<p>4th Option: Grain: VLG Horizontal grain or Solid only. VST Vertical Grain (available only for single panels 60"W or less.</p>	<p>5th Option: Glide:</p>
<p>G 4 2 .</p>	<p> .</p>	<p> .</p>	<p> .</p>	<p>V .</p>	<p>G </p>

Example: G4233G.X.LT11.TI.VLG.G

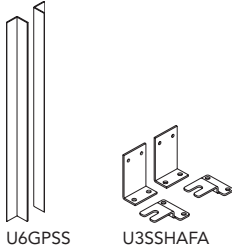
Gallery Panel Connectors

Further™ Connector Kits

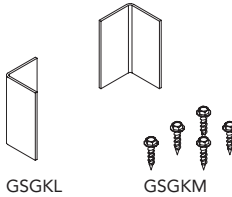
GSA SIN 33721



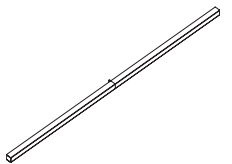
Description	Model	List Price		
		P1	P2	P3
Further Benching Connector Kit				
Further Tethered Standard Height Connector	GFCKSH	\$ 426	\$ 458	\$ 507
Further Adaptive and Freestanding Standard Height Connector	GFCKA	\$ 420	\$ 452	\$ 500
Further Low Height Connector (Freestanding)	GFCKLH	\$ 481	\$ 517	\$ 572



Description	Model	List Price		
		P1	P2	P3
Single-Sided Adaptive Kits				
For Adaptive Gallery Panel in Single Sided Applications	U6GPSS	\$ 130	\$ 141	\$ 155
For Single Sided applications without Gallery Panels	U3SSHAFA	\$ 61	\$ 67	\$ 73



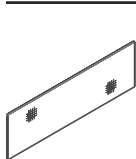
Description	Model	List Price		
		P1	P2	P3
Storage Mounting Brackets				
Gallery Laminate Storage Ganging Kit	GSGKL	\$ 65	N/A	N/A
Gallery Metal Storage Ganging Kit	GSGKM	\$ 15	N/A	N/A



Description	Model	List Price		
		P1	P2	P3
Gallery Panel Stiffener				
Stiffener for 75"W/78"W Panels	GSTFN7578	\$ 149	\$ 161	\$ 179
Stiffener for 81"W/84"W Panels	GSTFN8184	\$ 167	\$ 181	\$ 201

22"H Gallery Panel Connectors

Description	Model	List Price		
		P1	P2	P3
Gallery Panel End Connector	GSCKP	\$ 127	\$ 132	\$ 143
Gallery Panel Mid Connector Dual Sided	GSCKPM	\$ 149	\$ 155	\$ 168
Gallery Panel Mid Connector Single Sided	GSCKPMS	\$ 177	\$ 185	\$ 200
Split Gallery Panel Hardware Kit Dowel	GSHW	\$ 149	N/A	N/A



Description	Model	List Price					
		Grade A	Grade B	Grade C	Grade D	Grade E	Grade F
Tackable Accessory							
11"H x 36"W	ZS42SF S	\$ 410	\$ 436	\$ 462	\$ 504	\$ 547	\$ 590
18½"H x 36"W	ZS50SF	\$ 487	\$ 527	\$ 566	\$ 632	\$ 698	\$ 764

S Shippable by small-package carrier.

<p>How to specify — Select the Model Number from above.</p>	<p><i>1st Option:</i> Paint for Connector Kits and Brackets (if available): P1 P2 P3 See page 272 for finishes.</p>	<p><i>1st Option:</i> Fabric for Cantilevered Storage Accessory: See page 10 for fabrics.</p>	<p><i>2nd Option:</i> Trim Paint for Cantilevered Storage Accessory: P1 P2 P3 See page 272 for finishes.</p>
--	--	---	--

Examples: GZCKP.P71 GCKPM.P71 GZ3CON30.P71 GSGKL GSGKM ZS50SF.EXG903.P27