

PRICING EFFECTIVE MAY 2022

SARANAC™

Price & Specification Guide




PDF updated April 15, 2022

Gunlocke®

veneER 1 (SELECT)


NATURAL FC CHERRY

A. Cinnamon/Biltmore	NC260
B. Lowell Ash	NC394
C. Medium Red	NC512
D. Light	NC701
E. Shaker	NC774
F. Burnished	NC777



NATURAL FC MAPLE




G. Natural	NE800
H. Harvest	NE856



NATURAL FC WALNUT

I. Florence	NT579
J. Light	NT601
K. Skyline	NT625
L. Nutmeg	NT629
M. Pinnacle	NT679
N. Sumatra	NT693
O. Ebony	NT509




(Use OP TopFin Only)



VENEER 1 (SELECT)



STRATAWOOD CHERRY

- A. Cinnamon/Biltmore SC260
- B. Lowell Ash SC394
- C. Light SC701
- D. Shaker SC774
- E. Burnished SC777



STRATAWOOD MAPLE

- F. Belair SE934
- G. Beigewood SE878
- H. Field Elm SE599
- I. Harvest SE856
- J. Phantom Ecrú SE912
(Use OP TopFin Only)










STRATAWOOD WALNUT

- K. Florence ST579
- L. Light ST601
- M. Skyline ST625
- N. Pinnacle ST679
- O. Sumatra ST693



STRATAWOOD OAK



- P. Dark SF331



VENEER 2 (PREMIUM)

NATURAL QC WALNUT

A. Florence	QT579
B. Light	QT601
C. Skyline	QT625
D. Nutmeg	QT629
E. Pinnacle	QT679
F. Sumatra	QT693
G. Ebony	QT509
(Use OP TopFin Only)	



K


NATURAL RIFT CUT OAK

H. Light	RF301
I. Dark	RF331
J. Phantom Ecrú	RF912
(Use OP TopFin Only)	
K. Fawn Cypress	RF108

VENEER 3 (PLANK UPCHARGE)


PLANK FC WALNUT*

A. Light	PNT601
B. Skyline	PNT625
C. Nutmeg	PNT629
D. Pinnacle	PNT679
E. Sumatra	PNT693



PLANK RIFT CUT OAK*

F. Light	PRF301
G. Dark	PRF331
H. Phantom Ecrú	PRF912
(Use OP TopFin Only)	



* A lighter veneer stain will accentuate
The random pattern of the plank layout.



ORDERING OPTION CODES

Saranac
05/22

UV TOP FINISH

Briefing worksurfaces feature two low emitting UV finish options that enhance the beauty of natural wood and ensures the depth, clarity, color consistency and durability throughout the life of the product.

Open Pore Low Sheen **OP**
 Full Fill ClearTech™ **FF**
 Full Fill Top ≤ 120" Length (+\$250)
 Full Fill Top > 120" Length (+\$400)

GLASS (CREDENZA TOPS ONLY)

(12mm SOFT ETCHED)

Ice White-Designer White **GWH**
 Black **GBK**
 Muslin **GML**

SOLID SURFACE (CREDENZA TOPS ONLY)

(12mm SOLID)

Ebony Skies **SES**
 Designer White **SDW**
 Cameo White (Alabaster White) **SAW**

MATERIALS + FINISHES

EDGE DETAIL (OPTIONAL)

WOOD

Square with Finger Route **SQF**
 Knife with Finger Route (+\$500) **KNF**

PORT DOOR OPTION

Veneer (Doors included w/top) **V**
 Black **P71**
 Silver **PR6**
 Matte Gold **P8G**
 Pyrite **PJE**
 Designer White **PJW**
 Polished Aluminum **(Add \$200) PA**

LOCKS

Locks Yes **(Add \$140) LY**
 Locks No **LN**

PERIMETER POWER COLOR

White **WH**
 Black **BK**

FLAMMABILITY

CTB 117 Flammability Rating **U**

CUSHION UPHOLSTERY

Fabric + Leathers **1-27**
L1-L5

KEYING

Field Installed Locks **FL**

FACTORY INSTALLED RANDOM KEY NUMBERS

Silver **RMS**
 Black **RMB**

DESIGNATED KEY NUMBERS

Specify a number between-
 Silver **FT100TAS - FT150TAS**
 Black **FT100TA - FT150TA**

- General Information 2-11
 - Conditions of Sale. 2
 - GSA Terms & Conditions 3-4
 - Warranty 5
 - Delivery Information 6
 - Veneers & Finishes 7
 - Materials + Finishes 8-10
 - Locks & Keying 11
- Product Reference 13-20
 - Technical Specs 14-15
 - Scope of Line 16
 - Rectangular Tables 17
 - Round and Square Tables 18
 - Wire Management Options 19-20
- Tables 21-27
 - 36" Rectangular Tables 22-23
 - 42" and 48" Rectangular Tables 24-25
 - Round and Square Tables 26-27
- Technology 29-41
 - Double Port 30
 - Single Port 31
 - Perimeter Power Module 32
 - Extron 33
 - Extron Single Space Plates 34-36
 - Extron Double Space Plates 37-38
 - Wire Clip for Soft Plug Cords 39
 - Wire Management 40-41
- Ancillary 43-47
 - Credenza Tops 44
 - Credenzas Wood Doors 45
 - Benches 46
 - Bench Cushion 47
- Grade Fabric Pricing 48-49
- Weights + Cubes 50

INTRODUCTION

The Gunlocke Company is dedicated to providing the finest products and service possible. This price list reflects that commitment. Included is a current listing of our casegood models.

Seating and Lounge are presented in a separate price list. Contact your Gunlocke Customer Services Representative for more information, (800) 828-6300.

Designed for easy use, each page of this price list, and the inside front cover fold out provide all information required to order a product correctly. Should additional information be needed, contact your Gunlocke customer service representative.

PRICING

Prices shown cover standard product specifications. Any changes or alterations, other than those listed, will be subject to an additional charge. Prices include cartoning and freight. Authorization and pricing must be secured in advance for orders or contracts calling for large quantities, indefinite quantities, or extended delivery dates. Prices are subject to change without notice; the most current prices are published on <http://www.gunlocke.com>.

ACKNOWLEDGMENT

Each order will be acknowledged by Gunlocke. Customers should check each acknowledgment for accuracy and immediately notify Gunlocke of any discrepancies. The printed acknowledgment is the final agreement between The Gunlocke Company and the customer, superseding all previous communications regarding the order.

SPECIFICATION CHANGES

Gunlocke reserves the right to change specifications for the improvement of products at any time, without notice.

ORDER CHANGES

Gunlocke is not required to accept changes in orders after confirmation. Reasonable changes are subject to additional charges for labor, material and administrative costs.

Order changes of acknowledgment may result in re-scheduling of product.

RETURNED MERCHANDISE

No merchandise may be returned without prior authorization.

SHOWROOMS

For all showroom locations and tour information, please reference the showrooms page online at: www.gunlocke.com/inspiration/showrooms

CANCELLATIONS

Cancellation of orders cannot be accepted since every order is manufactured according to customer specifications.

STORAGE

If delivery cannot be made and products are ready, Gunlocke will transfer products to a storage facility and products will be invoiced at that time. The customer is responsible for storage charges and assumes and bears all risks associated with the storage of that product.

TERMS

Net 30 days from date of invoice. A service charge of eighteen percent (18%) per year or .0004931% per day, compounded monthly, will be added to balance due beyond the thirtieth day. Products are shipped FOB factory, freight prepaid and allowed. Title passes to purchaser and Gunlocke's responsibility ceases when shipment is accepted for transportation by a carrier. A full explanation of all payment terms is found on order and invoice forms.

<p>ORDERING</p> <p>To expedite order entry and to assure proper service, email or fax all orders directly to:</p> <p>The Gunlocke Company Attn: Order Entry One Gunlocke Drive Wayland, New York 14572 585-728-5111 585-728-8350 FAX 800-828-6300 www.gunlocke.com</p> <p>Gunlocke will not be responsible for duplicate orders if purchase orders are left unmarked.</p>
--

ORDERING INFORMATION

1a. Intended use: The furniture on this schedule is intended for use by Government executives (or equivalent military rank) in the Executive, Judicial and Legislative Branches of the Federal Government. To help customers make a good purchasing decision based on their needs and budget, GSA has established four grades of furniture. Grade (1) includes furniture that tends to be the most expensive on this schedule, grade (2) furniture tends to be more moderately priced and grades (3) and (4) furniture tend to be affordably priced when compared to grades (1) and (2). Some pieces of furniture on this schedule may be significantly higher in price than GSA Traditional and Contemporary Executive Special Order Program furniture. The ordering agency or service is responsible for determining furniture appropriate for use in its offices which will fit within its budget and comply with applicable Federal or internal agency procurement regulations. Please see reverse for GSA terms and conditions.

Grade 1 All exposed solid parts such as top rims, base rails etc. (except decorative accents, inlays and painted parts) shall be the same species as the face veneer. Top and bottom edges of drawer fronts shall be solid wood in the same species as the face veneers. Drawer sides and backs shall be solid wood.

Grade 2 Exposed wood panel trim and trim on tops shall be the same wood species as the face veneer on the top. Some or all other exposed solid parts, such as base rails can be an alternative wood species (such as poplar or gum) different from the face veneers. Exposed, finished engineered wood core material such as MDF is acceptable only for the edges of drawer fronts. Drawer sides shall be solid wood or veneer core plywood/laminated construction. Silea is grade 2.

Grade 3 Most or all exposed solid parts can be an alternative wood species (such as poplar or gum), different from the face veneers. Exposed, finished engineered wood core material such as MDF is acceptable only for the edges of drawer fronts. Drawer sides shall be solid wood or veneer core plywood/laminated construction. Medley, Kennsington, Credentials, and all tables are grade 3.

Grade 4 Most or all exposed solid parts can be an alternative wood species (such as poplar or gum), different from the face veneers. Exposed, finished engineered wood core material such as MDF is acceptable only for the edges of drawer fronts. Drawer sides shall be composite wood material construction such as MDF. Trio is grade 4.

1. **Maximum Order Threshold:**
SIN# 33721 \$250,000
2. **Minimum order:** \$2,000 list
3. **Geographic coverage:**
48 contiguous states and DC (CONUS)
4. **Points of production:**
Wayland, NY, Steuben County, USA
Hickory, NC, Catawba County, USA
5. **Discount Statement:** Discount is applied to List Price.
Structure in List \$:
\$2,000 – \$100,000 list 60.5%
\$100,001 – \$400,000 list 62.7%
\$400,001 – MOT (\$1,428,571 List). 65.0%
Over MOT (\$1,428,572 List). Negotiable
* These discounts apply to single purchase orders, shipping to the same place in the same time period
6. **Quantity Discount:** See above
7. **Payment terms:**
1% 23 days Net 30 days from date of shipment, for product only, for all electronic invoices processed through a Federal payment system, (including, but not limited to, WAWF, IPP, etc.). All other invoice sales are Net 30 days from date of shipment. Prompt payment terms are not applicable to credit card orders.
8. **Government Credit Cards** are accepted above and below the micro-purchase levels.
Written confirmation and authorized signatures are required. Activities may verbally provide card information, but products shall be confirmed in writing.
Use of credit cards shall be at the time of order placement with cards charged at the time of shipment, see GSAR 552-232-80 (C).
There are no additional discounts for using a credit card.
9. **Foreign items:** None
- 10a. **Time of delivery:** 60 days ARO
- 10b. **Expedited delivery:** Contact Gunlocke
- 10c. **Overnight and 2-day delivery:** Contact Gunlocke
- 10d. **Urgent requirements:** Contact Gunlocke
11. **FOB point(s):** F.O.B. Origin, with freight being paid by Gunlocke for all deliveries within CONUS.
12. **Ordering address(es):**
The Gunlocke Company
c/o Authorized Gunlocke GSA Dealer
One Gunlocke Drive
Wayland, NY 14572
Phone: (800) 828-6300
Fax: (585) 728-8350
13. **Payment address(es):**
The Gunlocke Company LLC
13367 Collections Center Drive
Chicago, IL 60693
14. **Warranty provision:** See warranty on page 5
15. **Export packing charges:**
Write for quotation on export packaging.
16. **Terms and conditions of Government commercial credit card acceptance:** Credit Cards are accepted.
17. **Terms and conditions of rental, maintenance, and repair:** Not applicable
18. **Terms and conditions of installation:**
Installation services shall be priced at a rate not to exceed 30% of the net product price, per project. The minimum order charge for installation shall be \$175.00. Projects involving extraordinary circumstances which require installation charges exceeding the proposed installation rates will be submitted to the GSA Contracting Officer for review and approval.
19. **Project Management:**
\$65 Per Hour, inclusive of IFF
20. **Reconfiguration and Relocation Services:**
\$65 Per Hour, inclusive of IFF
21. **Design/Layout Services:**
\$65 Per Hour, inclusive of IFF
22. **Terms and conditions of repair:**
Refer to Gunlocke Customer Support
23. **List of service and distribution:** Points: Not applicable
24. **Participating dealers:** A list of participating dealers will be supplied to any government agency upon request or is available on our website at www.gunlocke.com.
25. **Preventative maintenance:**
Not applicable. Instruction sheets available upon request.
26. **Environmental attributes:** Gunlocke has an active environmental program. Please call (800) 828-6300 for details.
27. **Data universal number system:**
(DUNS) number is 19-993-6550
28. **CCR registration/Cage Code:** The Gunlocke Company is registered in the DoD CCR. Cage Code - 26574
29. **Returns:**
No returns of goods will be accepted without written consent and shipping instructions from Gunlocke, and the Government customer will be required to pay all return freight charges. A restocking fee of 30% net will apply on all authorized returns provided Gunlocke receives goods in the condition in which they left the factory. No credit will be given if goods cannot be reused. Special order items are in no event subject to return. Goods must be returned within 70 days of shipment from factory.
30. **Cancellations:** No charge prior to production. After production has begun (5 days ARO), only the actual costs that the contractor can demonstrate will be billed to the customer if the merchandise cannot be resold within a reasonable period of time (90 days).
31. **Inside Delivery:** Gunlocke rates are for dock-to-dock delivery and do not include inside delivery, un-cartoning or set up. If desired, arrangements for inside delivery must be made and approved when the order is placed and will have a corresponding fee of 7% of list price of the order with a minimum charge of \$75. Requests for un-cartoning and set up will be coordinated with a Gunlocke Dealer with applicable charges applied to the order.
32. **Federal Tax ID # 22-3887942**

12 YEAR WARRANTY

Subject to the limitations set forth below. The Gunlocke Company warrants to the original purchaser all product in this price list to be free from defects in material and workmanship for a twelve year period from the date of shipment. This 12-year warranty applies to all products sold and installed by a Gunlocke authorized agent for normal commercial single shift service. Gunlocke will repair, or at its option, replace defective merchandise, free of charge. The following components not manufactured by Gunlocke have the following warranties:

- **High wear components** such as casters and glides are warranted for five years after date of shipment to original owner.
- **Electrical components** warranted 10 years from date of manufacture with exception of lamps and ballasts which are not warranted. This includes Fluorescent Tasklights.
- **Drawer suspensions** are warranted for lifetime of product after shipment to original owner.
- **Personal corners** including covering (leather) are warranted for three years of single shift and normal use after shipment to original owner.
- **Height adjustable electrical components** are warranted for five years of single shift and normal use after shipment to original owner.

Any non-standard material selected by the customer is not warranted. Neither does this warranty apply to damage resulting from accident, alteration, or misuse, as well as damage from normal wear and tear such as dents, nicks, scratches, fading and improper maintenance. That is, Gunlocke's warranty is only valid if products are given proper use and care. Gunlocke assumes no responsibility for product damages resulting from improper installation or user modification.

WOOD FURNITURE

Wood owes its inherent beauty to variations in color, grain, and texture, and therefore, these variations are not considered defects. There may be minor variations from one piece of furniture to the next even though they are finished at the same time. Exposure to light and the aging process will cause a darkening of natural wood products. Light finishes on wood products do not mask the natural characteristics of wood. The Gunlocke Company does not guarantee the exact matching of grain, pattern, and color.

These finishes do not cover any of the natural characteristics of the wood, including nature's colorations, pitch pockets, and the variations of steambent wood. Merchandise will not be replaced because of these natural variations.

It is expressly understood and agreed that the buyer's sole and exclusive remedy for any and all losses or damages resulting from nonconforming goods, or from any other cause, shall be repair or replacement of defective parts, and that Gunlocke shall not be liable for damages or injury to persons or property, nor for replacement of the entire commercial unit, if repair or replacement of defective parts can reasonably render the unit conforming.

All warranty claims must be made in writing by the original owner. Owner may be required to produce the invoice or other evidence to establish that a claim is within the warranty period. Warranty claims may be submitted on the Gunlocke website.

<https://apps.gunlockeadvantage.com/QualityFeedback/>

As stated and illustrated on the website, serial numbers are required to process a warranty claim. No person, firm or corporation is authorized to assume for Gunlocke any liability in connection with the sale or installation of Gunlocke products except as stated above.

All other warranties, expressed or implied, are excluded. Gunlocke shall not be liable for incidental or consequential damages of any sort.

Within the Continental USA, all orders above \$20,000 list are shipped FOB factory, freight prepaid and allowed. All orders less than \$20,000 list will be subject to a \$200 net freight charge. Products shipped to Alaska and Hawaii FOB factory, freight prepaid and allowed to port of embarkation. Customer is responsible for freight charges from port of embarkation to final destination.

An anticipated shipping date is indicated on the order acknowledgment. Gunlocke cannot accept responsibility for shipping delays caused by outside sources or unforeseen problems. Delay of shipments requested by customers must be approved by Gunlocke. Any resultant storage charges will be charged to the customer.

Gunlocke may await completion of the entire order and ship all at once or may make partial shipments from time to time at its sole discretion unless the customer requests in writing that partial shipments are needed and Gunlocke approves the specific shipping schedule. Additional charges may apply.

Gunlocke is not liable for any delay or failure to deliver or perform due to strikes, lock-outs, or other labor or transportation difficulties, delay of sources or supply, accidents, fires, acts of God, or any other causes of like or unlike nature beyond the control of Gunlocke.

LIABILITY

Gunlocke products and their packaging are tendered to a transportation company only after passing rigid quality control inspection. At that time, title to the product is passed to the purchaser. However the transportation company assumes all liability from acceptance of shipment through its delivery. That is, Gunlocke's liability ceases at the time of shipment.

FILING OF CLAIMS

All claims for damage or loss must be submitted via our website at: <https://apps.gunlockeadvantage.com/QualityFeedback/> within 15 days after receipt of merchandise. Do not return freight damaged merchandise to Gunlocke. Follow the steps below to expedite processing and resolution of claims.

For Visible Damage

1. Make damage notation on delivery receipt and have driver sign. Do not reject or refuse the shipment.
2. Immediately contact Gunlocke Traffic Department at 585-728-8268.
3. Hold damaged carton and all interior packing for carrier's inspection. These materials will be needed to substantiate the claim.

For Concealed Damage

1. Open cartons within 15 days of receipt and inspect.
2. Follow steps 2, and 3 as listed under Visible Damage.
3. Do not remove product from delivered destination.

For Loss

1. Be sure loss notation is made on delivery receipt and have driver sign.
2. Contact Gunlocke Traffic Department at 585-728-8268.

Should transportation company seek to limit its liability on concealed, loss, or damage claims, please contact Gunlocke's traffic department. After a thorough investigation of the claim, the traffic department will provide you with guidance in corresponding with the carrier.

Returned merchandise, regardless of delivery method, will not be accepted unless specifically authorized by Gunlocke.

For Damage or Loss of Parcel Post or UPS Shipment

Notify the Gunlocke traffic department immediately at 585-728-8268.

NORMAL DELIVERY

All normal ground transportation by Gunlocke will be made on a dock-to-dock basis. The Gunlocke traffic department will determine the recommended method of shipment according to the ship to destination. If the delivery on a shipment takes longer than 2 hours to be unloaded, an additional charge will be billed at \$60/ hour at 15 minute increments. Gunlocke reserves the absolute right to determine the method of shipping unless special delivery instructions have been previously approved.

Gunlocke will make every effort in honoring delivery requests as stated on orders. However, the Company shall have no liability for failure to deliver, perform or delay in delivery due to any cause outside the control of Gunlocke. The Company assumes no liability for costs incurred due to delayed or late deliveries.

If a guaranteed delivery time is needed please call Gunlocke Traffic Department at 585-728-8268 for a quote as additional charges will apply. Weekend or after hours deliveries are subject to additional charges.

WEEKEND DELIVERY

A \$500 charge will apply on weekend delivery after 3:00 PM Friday through Sunday evenings.

DROP SHIP / JOB SITE DELIVERY

Orders under \$50,000 list will incur a \$125 charge for ship to locations other than a designated dealer warehouse.

INSIDE DELIVERY

Inside delivery must be noted on order. A minimum \$100 charge will apply.

SPECIAL DELIVERY

Please contact the Gunlocke traffic department for special delivery services such as inside delivery, weekend or after hour deliveries, reconsignment or other special needs. These are billable services.

Gunlocke will make every effort in honoring delivery requests as stated on orders. However, the Company shall have no liability for failure to deliver, perform or delay in delivery due to any cause outside the control of Gunlocke. The Company assumes no liability for costs incurred due to delayed or late deliveries.

DOCK RESTRICTIONS

Gunlocke trailers are 53' x 102"; when attached to truck cab the total length is 75'. If delivery dock will not accommodate trucks of this sizes, the Gunlocke traffic department must be contacted prior to shipping. Alternate arrangements can be made; additional charges may apply.

SARANAC COLLECTION

Veneers

All exposed wood surfaces utilize select flat cut Cherry, Maple, Walnut veneers or premium quarter cut Walnut, and Rift Cut Oak veneers. Stratawood veneers are also available in Cherry, Maple, Walnut, or Oak at veneer 1 pricing. An optional plank veneer is also available in flat cut Walnut or Rift Cut Oak at veneer 3 pricing. All veneers except plank veneers are carefully selected and slip matched to assure balance and consistency throughout the product, while plank veneers are still carefully selected they are arranged in a deliberately random manner to achieve a unique look.

Specialty Finishes:

- Submit a color sample block (minimum size 3" x 3") to Gunlocke so that a finish formulation can be developed to match the special finish and color.
- Review the approval sample provided by Gunlocke.
- Written approval and sign off is required for Gunlocke customer service.
- Once written approval and sign off is received, the special finish order will be acknowledged.

Note: See Gunlocke Advantage website for special finish request forms.

All Casegoods & Tables Purchase Orders:

- 10% list upcharge per wood unit to base veneer option receiving special finish.
- \$250 net formulation fee for special finish.

Note: This procedure and related costs apply to new and previously formulated special finishes. Special finish orders may receive additional lead time.

UV TOP FINISH

Saranac worksurfaces feature two low emitting UV finish options that enhance the beauty of natural wood and ensures the depth, clarity, color consistency and durability throughout the life of the product.

UV finish options

Full-fill Cleartech (upcharge)	FF
Open Pore Low Sheen	OP

SARANAC VENEERS

veneer 1 (select)

- Plain Sliced Cherry**
- Plain Sliced Maple**
- Plain Sliced Walnut**
- Stratawood Cherry**
- Stratawood Maple**
- Stratawood Walnut**
- Stratawood Rift Oak**

veneer 2 (premium)

- Quarter Cut Walnut**
- Rift Cut Oak**

veneer 3 (plank)

- Random Plank Flat Cut Walnut**
- Random Plank Rift Cut Oak**

NOTE: For FSC Certified Product add "FSC" to beginning of finish option code. Example: FSCNC260. A 5% list upcharge will be applied per unit ordered with FSC option.

VENEER 2 (PREMIUM)

NATURAL QUARTER CUT WALNUT

Light Walnut	QT601
Coffee Walnut	QT615
Charcoal Grey Walnut	QT637
Dark Roast Walnut	QT684
Sumatra Walnut	QT693
Nutmeg Walnut	QT629

NATURAL RIFT CUT OAK

Light Rift Cut Oak	RF301
Dark Rift Cut Oak	RF331
Fawn Cypress Rift Cut Oak	RF108

VENEER 3 (PLANK)

RANDOM PLANK FLAT CUT WALNUT

Light Walnut	PNT601
Coffee Walnut	PNT615
Charcoal Grey Walnut	PNT637
Dark Roast Walnut	PNT684
Sumatra Walnut	PNT693
Nutmeg Walnut	PNT629

RANDOM PLANK RIFT CUT OAK

Light Rift Cut Oak	PRF301
Dark Rift Cut Oak	PRF331

*Veneer 3 options with a lighter veneer stain will accentuate the random pattern of the plank layup.

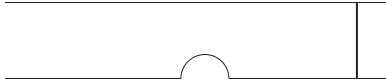
PAINT

Muslin	WPML
Soft White - Designer White	WPSW
Loft	WPLF

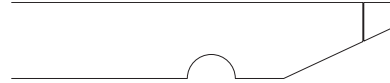
EDGE DETAIL (optional)

Square with Finger Route

| **SQF**



Knife with Finger Route | **KNF (Add \$500)**



FLAMMABILITY

CTB 117 Flammability Rating

| **U**

CTB 133 Flammability Rating

| **U3 (Add +\$125)**

CUSHION UPHOLSTERY

Fabric

| **Grades 1-27**

Leathers

| **L1-L5**

GLASS (CREDENZA TOPS ONLY)

(12mm soft etched)

Designer White Glass with White Subtop | **GWH**

Black Glass with Black Subtop | **GBK**

Muslin Glass with White Subtop | **GML**

SOLID SURFACE (CREDENZA TOPS ONLY)

(12mm solid)

Ebony Skies | **SES**

Designer White | **SDW**

Alabaster White | **SAW**

PORT DOOR OPTION

Veneer

| **V**

Silver Powder Coat

| **SV**

Polished Aluminum

| **PA (Add +\$200 per cutout)**

PERIMETER POWER COLOR

White

| **WH**

Black

| **BK**

LOCKS

Locks Yes

| **LY (Add \$140)**

Locks No

| **LN**

KEYING

Field Installed Locks

| **FL**

Factory Installed Random Key Numbers:

Silver

| **RMS**

Black

| **RMB**

Designated Key Numbers specify a number between:

Silver

| **FT100TAS - FT150TAS**

Black

| **FT100TA - FT150TA**

LOCKS & KEYING

Locks are standard on all below worksurface storage units. Two lock options are available. When the factory installed lock option is selected lock cores are installed at the factory. Note: when the random option is selected some units may be shipped with the same key number. When the field installed lock option is selected each unit is shipped with an empty lock cylinder. Locks are Silver or Black.

factory installed locks

option code

Option 1

SILVER RANDOM KEYS	RMS
BLACK RANDOM KEYS	RMB

Option 2

Specify a number between

SILVER DESIGNATED KEYS	100TAS - 150TAS
BLACK DESIGNATED KEYS	100TA - 150TA

Field installed locks are also available. When field installed locks are specified each unit is shipped with an empty lock cylinder. A separate line item must be ordered to receive the numbered lock cores for field installation. Field installed locks are available at an additional charge of \$5 list per lock core.

Field installed lock core set, specify model # and key number (add \$5 list per core):

model number

Specify a number between

SILVER DESIGNATED KEYS	ACLCKFLD	100TAS - 200TAS
BLACK DESIGNATED KEYS	ACLCKFLD	100TA - 200TA

Note: Add \$5 list per lock core.

Product Reference 13-20
 Technical Specs 14-15
 Scope of Line 16
 Rectangular Tables 17
 Round and Square Tables 18
 Wire Management Options 19-20

veneers

All exposed wood surfaces utilize select flat cut Cherry, Maple, Walnut veneers or premium quarter cut Cherry, Maple, Walnut, and Rift Cut Oak veneers. Stratawood veneers are also available in Cherry, Maple, Walnut, or Oak at veneer 1 pricing. An optional plank veneer is also available in flat cut Walnut or Rift Cut Oak at veneer 3 pricing. All veneers except plank veneers are carefully selected and slip matched to assure balance and consistency throughout the product. While plank veneers are still carefully selected they are arranged in a deliberately random manner to achieve a unique look.

VENEER TOPS

Wood veneer tops feature a balanced 3-ply construction and are comprised of a premium 1 1/8" thick substrate. Tops are available with an optional square or knife edge profile, and all tops are premium MDF construction. All tables have a finger-pull recessed on the bottom of the edge detail. Tops are faced with premium veneer and backed with a polymer resin impregnated moisture resistant material. Multi-piece tops are connected with 1/8" thick plastic splines for vertical alignment and steel mechanical fasteners for horizontal alignment to firmly connect the tops end to end. All tops utilize 1/2" mitered edgebands on natural veneers, and 3/32" butt jointed edgebands on stratawood veneers.

SOLID SURFACE TOPS

Tops are constructed with 1/2" Corian solid surface material applied to premium 1" plywood. The Corian has a matte finish. Corian is only available on credenza tops.

BACK PAINTED GLASS TOPS

The back painted glass top is 1/2" thick low iron tempered with the top surface soft acid etched. Glass edge is square, aris polished. Back painted glass is only available on credenza tops.

TABLE LEGS AND APRON

All tables include a 1" thick x 2 3/4" high apron to further assist in stability of the product. Single piece tops come with the apron attached, and multi-piece tops will require field installation. Units larger than 96" in length also include steel stiffeners for support. Recessed into the bottom of top is a steel mounting plate with pre-drilled holes for connecting the leg to the bottom of the worksurface. Leg assembly on all tables is field installed using metal corner brackets. The leg is comprised of 3 1/2" x 2" solid hardwood. Veneer tops pair with solid hardwood legs and aprons. Cherry Veneers use Cherry solids, Maple veneers use Maple solids, and Walnut and Rift Oak veneers use Ash solids.

TECHNOLOGY PORTS

Recessed in table top, unit is available as double door and single door port. Cover flips up to access power and data ports. Veneer tops are available with wood, powder coat silver, and polished aluminum doors. Laminate tops are available with powder coat silver and polished aluminum doors. Hinged port doors are on a dampening hinge for smooth open/close. The metal door materials are specified and ship with ports for field installation, and veneer doors are specified and ship with tops for field installation. Wood port doors are a close veneer match to top, but not an exact match.

The sheet metal port assembly that houses the power and Extron components is black powder coated sheet metal. Power units are powder coated sheet metal enclosure and rated for 15 amp, 125 volt with circuit breaker. Units can be specified with 10' grounded standard plug or 6' hardwire conduit option. Unit is field installed. UL Listed. Each USB simplex includes (2) 1 amp USB ports.

- Double port units include (6) simplex power/USB power outlets and (2) double space Extron AAP plates or (4) single space Extron AAP plates.
- Single port units include (3) simplex power/USB power outlets and (1) double space Extron AAP plate or (2) single space Extron AAP plates.

Extron units are ordered separately. For complete specifications on the Extron AAP plates reference the Extron website, Architectural Connectivity – <http://www.extron.com/product/index.aspx>

PERIMETER POWER MODULE

Perimeter power modules are 5 1/2"W x 2"H and available in white or black. Unit includes a smooth single-piece cover with cutouts for (2) power and (2) charging USB ports. Each enclosure is rated for 15 amp, 125 volt. Units can be specified with 10' standard plug or 6' hardwire conduit option. Unit is field installed. UL Listed. USB charging ports are 2.1 amps per port.

GLIDES

Glides provide 1 1/8" of vertical leveling adjustment. Glide bottom is durable nonrust nylon.

CREDENZAS ON LEGS

Available in standard and buffet heights. Credenza chassis are made with veneer end panels and fronts which are constructed with 1" thick balanced 3-ply panels. Panels are securely fastened together with cam fasteners in conjunction with pressed hardwood biscuits that are securely adhered with PVA (white polyvinyl acetate) glue.

Credenza tops are ordered separately. Wood and laminate tops are 3/4" thick. Back painted glass and solid surface tops are 1/2" thick.

Leg base credenzas include a 3 1/2" wide x 2" thick solid wood foot that raises the credenza 5 1/4" off the floor. Legs are attached to 1" thick x 2 3/4" high apron with metal corner brackets. Credenzas ship fully assembled with a filler panel attached to the bottom of leg. The filler panel will need to be removed, and replaced with the adjustable glides. Each unit is equipped with a minimum of four adjustable glides.

All hinged doors include touch latches. All adjustable shelves are standard behind doors.

HINGES

Units with hinged doors include 95° free swinging hinges with touch latches. Hinges are fully adjustable.

LOCKS

Silver or black face locks are optional on all standard height and buffet height credenza units. Locks specified on the buffet credenza are located on the lower hinged doors only, all hidden drawers are non-locking. Lock plugs are either factory or field installed.

KEYING

Keying is available either factory or field installed.

Factory installed keying offers two options: random or designated. When the random keying option is selected an arbitrary key number will be assigned to the unit. Note: some furniture units may have like key numbers when random keying is selected. When the designated keying option is selected a key number must be specified between 100TAS-150TAS for silver lock core and 100TA-150TA for black lock cores. All keys are solid brass.

When the field installed keying option is selected, a lock cylinder will not be included in the furniture unit. A lock master key and lock cylinder package must be specified separately to install the lock cylinders in the field. The master key provides the ability for lock cylinders to be easily installed and removed in the field.

FINISH

Natural veneer is subject to nature's quality control. Each species will exhibit differences in grain pattern and tone. This is to be expected and, in fact, contributes to the beauty and individuality of each product. Flat Cut veneers emphasize the variations of wood by exhibiting cathedrals in the grain pattern. Quarter Cut and Rift Cut veneers are a premium cut that maintains variations in the grain but without cathedral patterns. Stratawood is a natural, FSC®-certified reconstituted veneer that is designed to exhibit a straight-grain pattern, absent of cathedrals or other significant grain and tone variations.

Worksurfaces, desktops, and tabletops are protected by one of the world's most advanced UV cured finish coatings, available in Full Fill ClearTech® or Open Pore low sheen finish, applied by state-of-the-art finishing equipment. Both finishes meet the stringent requirements for VOC emissions and air quality. Cured in a specially designed ultraviolet oven, the finish fuses to the wood, forming a durable shield that provides a high level of scratch, stain, chemical, and heat resistance, plus a high level of clarity.

Chassis, storage, overheads, and veneer bases are finished with a 30 sheen, conversion varnish finish.

All colors and species are not available on all products. Please refer to front cover of price lists for availability of finishes.

For the technical specifications see the Finish System Guide & Technical specifications available at www.gunlocke.com/finishsystem.

CLEANING FINISH

Dust with damp cloth. Remove fingerprints or soiling with mild solution; 3 parts water with small amount of mild dish detergent. Apply solution with spray bottle, wipe clean and dry with soft cloth. Note: Do not use furniture polishes containing oil, wax, or silicone, which can produce an oily film or haze.


CLEANING GLASS

Dust with damp cloth. Remove fingerprints or soiling with glass cleaner; use any common glass cleaner on the market. Spray glass cleaner onto the glass and wipe clean using a soft cloth.

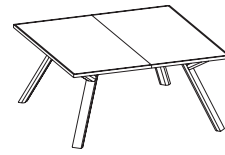
TABLES



Rectangular

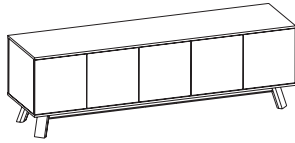


Round

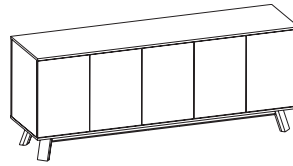


Square

CRENZAS & ANCILLARY




Credenza (standard height)



Credenza (buffet height)




Bench



Bench with Cushion

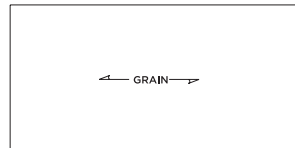
RECTANGULAR TABLES



Rectangular

Primary Use: Conference room table tops for board rooms, staff conference rooms, and meeting rooms.

Grain Direction: All wood, on tops run long grain, grain running the width of top.



Example: Grain running width of top

d x w	seating capacity	wood grain direction	lamine grain direction
36 x 72	4 - 6	width	width
36 x 84	4 - 6	width	width
36 x 96	6 - 8	width	width
42 x 72	4 - 6	width	width
42 x 84	4 - 6	width	width
42 x 96	6 - 8	width	width
42 x 108	6 - 8	width	width
42 x 120	8 - 10	width	width
48 x 72	4 - 6	width	width
48 x 84	4 - 6	width	width
48 x 96	6 - 8	width	width
48 x 108	6 - 8	width	width
48 x 120	8 - 10	width	width

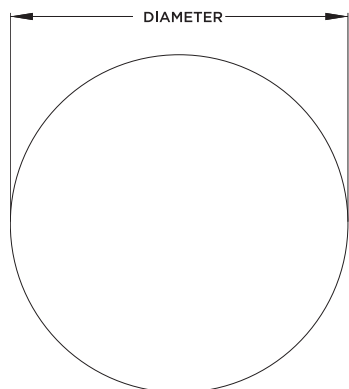
	36	42	48
72			
84			
96			
108			
120			

REFERENCE

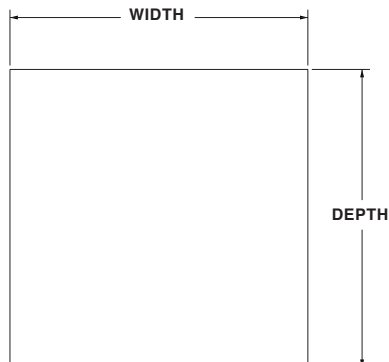
Round and Square Tables

Saranac
05/22

ROUND AND SQUARE TABLES



Round

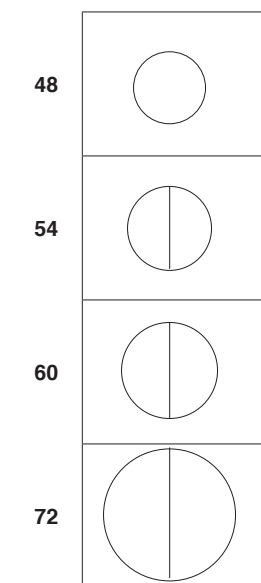


Square


d x w	seating capacity
48 x 48	5 - 6
54 x 54	7 - 8
60 x 60	7 - 8
72 x 72	7 - 8

Primary Use: Conference room table tops for board rooms, staff conference rooms, and meeting rooms.

ROUND AND SQUARE TOPS | WOOD

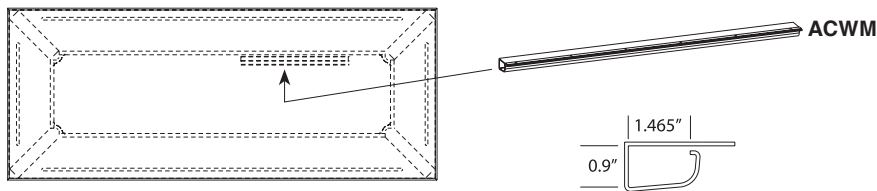


Round



Square

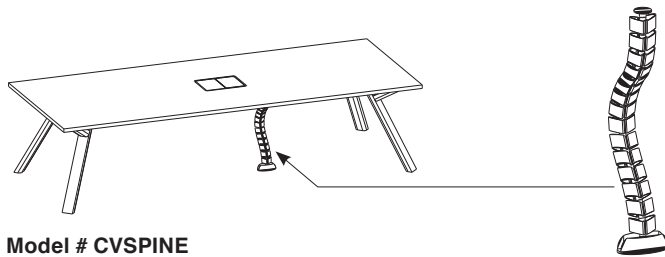
HORIZONTAL WIRE MANAGEMENT



Model # ACWM


Gunlocke model number ACWM is shipped standard with every Saranac table. The wire manager runs 30" in length and is field installed by attaching to the bottom of the worksurface behind the wood apron.

VERTICAL WIRE MANAGEMENT



Model # CVSPINE

Optional wire management for the Saranac table is the wire spine (CVSPINE). The wire spine is translucent white, and can assist in managing cords to the floor. The spine is field installed, and must be off center to any technology ports.



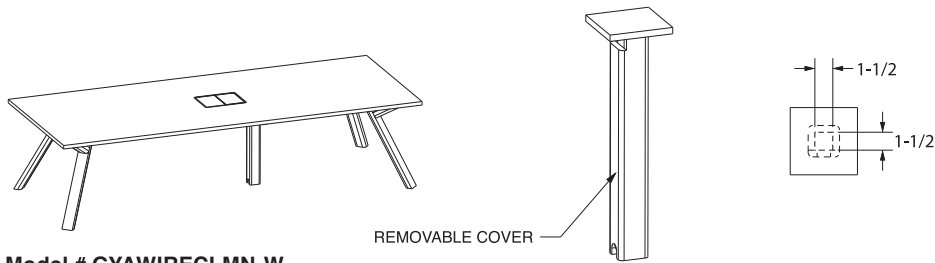
Model # GD2HBS-WIREMGR

Optional wire management for the Saranac table is the wire management channel (GD2HBS-WIREMGR). The wire channel is polished stainless steel, and can assist in managing cords to the floor. The channel is field installed, and runs down the leg of the Saranac table.

REFERENCE

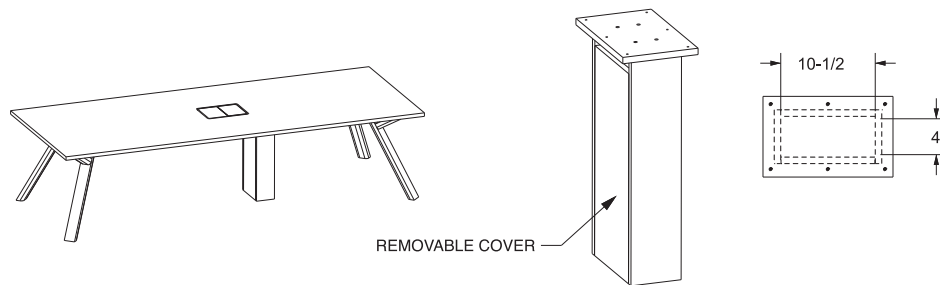
Wire Management Options

VERTICAL WIRE MANAGEMENT



Model # GYAWIRECLMN-W

Optional wire management for the Saranac table is the wire management column (GYAWIRECLMN-W). The column is solid wood and may be stained in any standard finish option to match the table. There is a removable access cover that opens to a 1 1/2" x 1 1/2" space for wires. The column is field installed, and must be off center to any technology ports.



Model # GYAWIREBASE-W

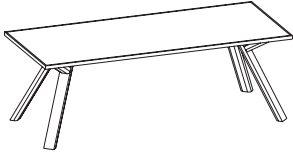
Optional wire management for the Saranac table is the wire management base (GYAWIREBASE-W). The base is made of veneer panels and may be stained in any standard finish option to match the table. There is a removable access cover that opens to a 10 1/2" x 4" space for wires. The base is field installed, and must be off center to any technology ports.

Tables21-27
36" Rectangular Tables.22-23
42" and 48" Rectangular Tables24-25
Round and Square Tables26-27

36" RECTANGULAR TABLES

Saranac
05/22

36" RECTANGULAR



D	W	model number + type	veneer 1	veneer 2	veneer 3
36	72	GYATBRT3672- <input type="checkbox"/>	5,592	5,987	6,249
36	84	GYATBRT3684- <input type="checkbox"/>	6,097	6,526	6,811
36	96	GYATBRT3696- <input type="checkbox"/>	7,009	7,504	7,829

PRODUCT INFO

Note

Type must be specified as part of model number
WW = Wood Top, Wood Base

Spec Tip

Technology selection for cut out only. Insert cut out option code from matrix on the next page.

TO ORDER PLEASE SPECIFY THE FOLLOWING:

- | | | |
|----|--------------------------|---|
| 1. | <input type="checkbox"/> | MODEL NUMBER + TYPE |
| 2. | <input type="checkbox"/> | FINISH |
| 3. | <input type="checkbox"/> | TOP UV FINISH (WOOD TOPS ONLY) |
| 4. | <input type="checkbox"/> | EDGE DETAIL |
| 5. | <input type="checkbox"/> | TECHNOLOGY CUTOUT
(Insert option from shaded area on next page) |

See inside front cover for required option codes

Example

GYATBRT3672-WW.NT629.OP.KNF.GN
 GYATBRT3672-WW NT629 OP KNF GN
 MODEL NUMBER FINISH TOP UV FINISH EDGE DETAIL TECHNOLOGY CUTOUT

36" DEPTH TOPS


technology cutout option	cutout option code	description	36" DEPTH TOPS			technology model # required	quantity
			36 x 72	36 x 84	36 x 96		

No Technology Cutout

<input type="checkbox"/>	GN	No technology cutout	•	•	•	GN	N/A
--------------------------	-----------	----------------------	---	---	---	----	-----

42" AND 48" RECTANGULAR TABLES

Saranac
05/22

	D	W	model number + type	veneer 1	veneer 2	veneer 3
42" RECTANGULAR 	42	72	GYATBRT4272- <input type="checkbox"/>	7,041	7,538	7,866
	42	84	GYATBRT4284- <input type="checkbox"/>	7,828	8,379	8,748
	42	96	GYATBRT4296- <input type="checkbox"/>	8,574	9,177	9,580
	42	108	GYATBRT42108- <input type="checkbox"/>	9,756	10,441	10,901
	42	120	GYATBRT42120- <input type="checkbox"/>	10,720	11,477	11,978

48" RECTANGULAR 	48	72	GYATBRT4872- <input type="checkbox"/>	7,306	7,821	8,164
	48	84	GYATBRT4884- <input type="checkbox"/>	8,157	8,731	9,113
	48	96	GYATBRT4896- <input type="checkbox"/>	9,024	9,657	10,081
	48	108	GYATBRT48108- <input type="checkbox"/>	10,157	10,871	11,350
	48	120	GYATBRT48120- <input type="checkbox"/>	11,444	12,249	12,788

PRODUCT INFO

Note

Type must be specified as part of model number
WW = Wood Top, Wood Base

Spec Tip

Technology selection for cut out only. Insert cut out option code from matrix on the next page.

TO ORDER PLEASE SPECIFY THE FOLLOWING:




- | | | |
|----|--------------------------|---|
| 1. | <input type="checkbox"/> | MODEL NUMBER + TYPE |
| 2. | <input type="checkbox"/> | FINISH |
| 3. | <input type="checkbox"/> | TOP UV FINISH (WOOD TOPS ONLY) |
| 4. | <input type="checkbox"/> | EDGE DETAIL |
| 5. | <input type="checkbox"/> | TECHNOLOGY CUTOUT
(Insert option from shaded area on next page) |

See inside front cover for required option codes

Example

GYATBRT4272-WW.NC215.OP.SQF.GN

GYATBRT4272-WW	NC215	OP	SQF	GN
MODEL NUMBER	FINISH	TOP UV FINISH	EDGE DETAIL	TECHNOLOGY CUTOUT

technology cutout option	cutout option code	description	42" DEPTH TOPS					48" DEPTH TOPS					technology model # required	qty
			42 x 72	42 x 84	42 x 96	42 x 108	42 x 120	48 x 72	48 x 84	48 x 96	48 x 108	48 x 120		
No Technology Cutout														
	GN	No technology cutout	•	•	•	•	•	•	•	•	•	•	GN	N/A
1 Technology Cutout														
	C1SA C1SV	1 Single port 1 Single port, veneer door	•	•	•	•	•	•	•	•	•	•	GD2PORTS-__	1
	C1DA C1DV	1 Double port 1 Double port, veneer door	•	•	•	•	•	•	•	•	•	•	GD2PORTD-__	1

Note: Above options are for cutout only; technology unit ordered separately on pages 34-37.

PORT DOOR MATERIAL UPCHARGES:

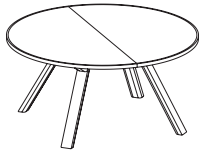
V Veneer (Add \$200 per cutout) Veneer doors ship with top

Note: Gunlocke does not guarantee an exact finish match for veneer doors. Although the finish is a good match, they are not exact matches.

ROUND AND SQUARE TABLES

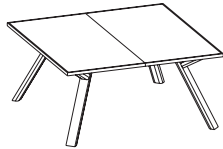
Saranac
05/22

ROUND



D	W	model number + type	veneer 1	veneer 2	veneer 3
48	48	GYATBRD48- <input type="checkbox"/>	6,422	6,874	7,177
54	54	GYATBRD54- <input type="checkbox"/>	7,281	7,793	8,133
60	60	GYATBRD60- <input type="checkbox"/>	8,104	8,673	9,054
72	72	GYATBRD72- <input type="checkbox"/>	9,413	10,075	10,516

SQUARE



48	48	GYATBSQ48- <input type="checkbox"/>	6,422	6,874	7,177
54	54	GYATBSQ54- <input type="checkbox"/>	7,281	7,793	8,133
60	60	GYATBSQ60- <input type="checkbox"/>	8,104	8,673	9,054
72	72	GYATBSQ72- <input type="checkbox"/>	9,413	10,075	10,516

PRODUCT INFO

Note

Type must be specified as part of model number
WW = Wood Top, Wood Base

Spec Tip

Technology selection for cut out only. Insert cut out option code from matrix on the next page.

TO ORDER PLEASE SPECIFY THE FOLLOWING:

- | | | |
|----|--------------------------|---|
| 1. | <input type="checkbox"/> | MODEL NUMBER + TYPE |
| 2. | <input type="checkbox"/> | FINISH |
| 3. | <input type="checkbox"/> | TOP UV FINISH (WOOD TOPS ONLY) |
| 4. | <input type="checkbox"/> | EDGE DETAIL |
| 5. | <input type="checkbox"/> | TECHNOLOGY CUTOUT
(Insert option from shaded area on next page) |

See inside front cover for required option codes

Example

GYATBRD48-WW.NC215.OP.SQF.GN
 GYATBRD48-WW NC215 OP SQF GN
 MODEL NUMBER FINISH TOP UV FINISH EDGE DETAIL TECHNOLOGY CUTOUT

technology cutout option	cutout option code	description	ROUND TOPS				SQUARE TOPS				technology model # required	qty
			48 x 48	54 x 54	60 x 60	72 x 72	48 x 48	54 x 54	60 x 60	72 x 72		

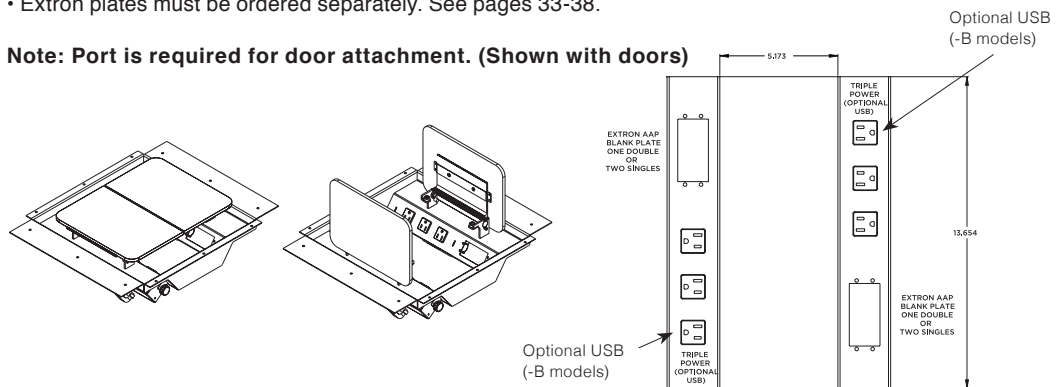
No Technology Cutout

	GN	No technology cutout	•	•	•	•	•	•	•	•	GN	N/A
--	-----------	----------------------	---	---	---	---	---	---	---	---	----	-----

Technology29-41
 Double Port. 30
 Single Port 31
 Perimeter Power Module. 32
 Extron 33
 Extron Single Space Plates.34-36
 Extron Double Space Plates.37-38
 Wire Clip for Soft Plug Cords 39
 Wire Management.40-41

	D	W	H	model number	list
STANDARD PLUG	15 1/4	19 1/4	4	GD2PORTD-A	3,252
	<ul style="list-style-type: none"> • Includes 6 power plus 2 Extron in each port • Extron plates must be ordered separately. See pages 33-38. 				
	15 1/4	19 1/4	4	GD2PORTD-B	3,416
	<ul style="list-style-type: none"> • Includes 4 power plus 2 USB power simplexes and 2 Extron in each port. • Each USB simplex includes (2) 1 amp USB ports. • Extron plates must be ordered separately. See pages 33-38. 				
HARDWIRED	15 1/4	19 1/4	4	GD2PORTD-A-HW	3,252
	<ul style="list-style-type: none"> • Includes 6 power plus 2 Extron in each port • Extron plates must be ordered separately. See pages 33-38. 				
	15 1/4	19 1/4	4	GD2PORTD-B-HW	3,416
	<ul style="list-style-type: none"> • Includes 4 power plus 2 USB power simplexes and 2 Extron in each port. • Each USB simplex includes (2) 1 amp USB ports. • Extron plates must be ordered separately. See pages 33-38. 				

Note: Port is required for door attachment. (Shown with doors)



PRODUCT INFO

10' Standard plug or 6' hardwire power source

TO ORDER PLEASE SPECIFY THE FOLLOWING:

- MODEL NUMBER**
- DOOR MATERIAL**

- PA** Polished aluminum doors (Add \$200)
- V** Veneer doors
- P71** Black
- PR6** Silver
- P8G** Matte Gold
- PJE** Pyrite
- PJW** Designer White

NOTE: Metal doors ship with ports, veneer doors ship with tops.

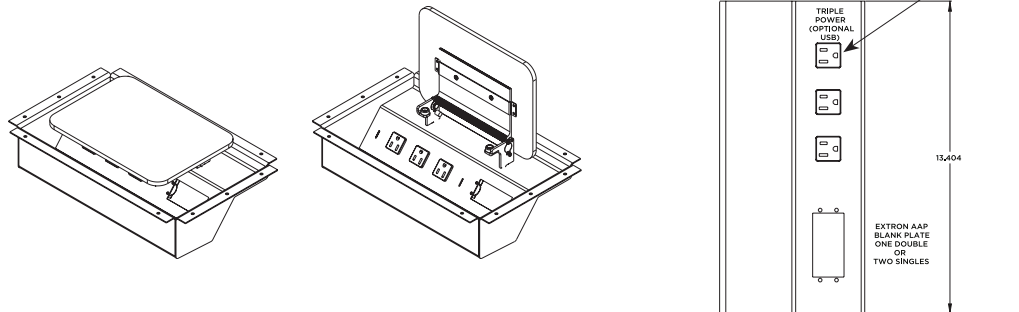
Example

GD2PORTD-A.SV
 GD2PORTD-A PR6
 MODEL NUMBER DOOR MATERIAL

	D	W	H	model number	list
STANDARD PLUG	15 1/4	8 3/4	4	GD2PORTS-A	1,951
<ul style="list-style-type: none"> Includes 3 power plus 1 Extron in each port Extron plates must be ordered separately. See pages 33-38. 					
	15 1/4	8 3/4	4	GD2PORTS-B	2,113
<ul style="list-style-type: none"> Includes 2 power plus 1 USB power simplex and 1 Extron in each port Each USB simplex includes (2) 1 amp USB ports. Extron plates must be ordered separately. See pages 33-38. 					
HARDWIRED	15 1/4	8 3/4	4	GD2PORTS-A-HW	1,951
<ul style="list-style-type: none"> Includes 3 power plus 1 Extron in each port Extron plates must be ordered separately. See pages 33-38. 					
	15 1/4	8 3/4	4	GD2PORTS-B-HW	2,113

- Includes 2 power plus 1 USB power simplex and 1 Extron in each port
- Each USB simplex includes (2) 1 amp USB ports.
- Extron plates must be ordered separately. See pages 33-38.

Note: Port is required for door attachment. (Shown with doors)



PRODUCT INFO

10' Standard plug or 6' hardware power source

TO ORDER PLEASE SPECIFY THE FOLLOWING:

1.

2.

MODEL NUMBER

DOOR MATERIAL

- PA** Polished aluminum doors (Add \$200)
- V** Veneer doors
- P71** Black
- PR6** Silver
- P8G** Matte Gold
- PJE** Pyrite
- PJW** Designer White

NOTE: Metal doors ship with ports, veneer doors ship with tops.

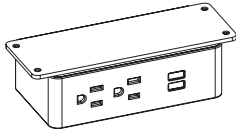
Example

GD2PORTS-A.SV	
GD2PORTS-A	PR6
MODEL NUMBER	DOOR MATERIAL

PERIMETER POWER MODULE

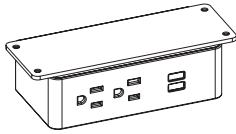
Saranac
05/22

	D	W	H	model number	list
STANDARD PLUG	3	5 1/2	2	GDAPPM-EEU	457



- Includes 2 USB power plus 2 power

HARDWIRED



	3	5 1/2	2	GDAPPM-EEU-HW	457
--	---	-------	---	----------------------	-----

- Includes 2 USB power plus 2 power

NOTE: Power unit attaches to bottom of top, and may be attached anywhere along the perimeter.

PRODUCT INFO

10' Standard plug or 6' hardwire power source

TO ORDER PLEASE SPECIFY THE FOLLOWING:

1. **MODEL NUMBER**
2. **PERIMETER POWER COLOR**

Example


GDAPPM-EEU.WH	
GDAPPM-EEU	WH
<u>MODEL NUMBER</u>	<u>PERIMETER POWER COLOR</u>

EXTRON COMPATIBILITY

Extron offers a wide range of technology solutions to meet specific technology requirements. Contact Extron for a complete list of options.

manufacturer	website	phone
Extron	www.extron.com	1 800 633 9876

Double space - blank plate Extron Model # 70-090-12	Single space - blank plate Extron Model # 70-090-11
	Single space - blank plate Extron Model # 70-090-11



Extron Cut-Out Size

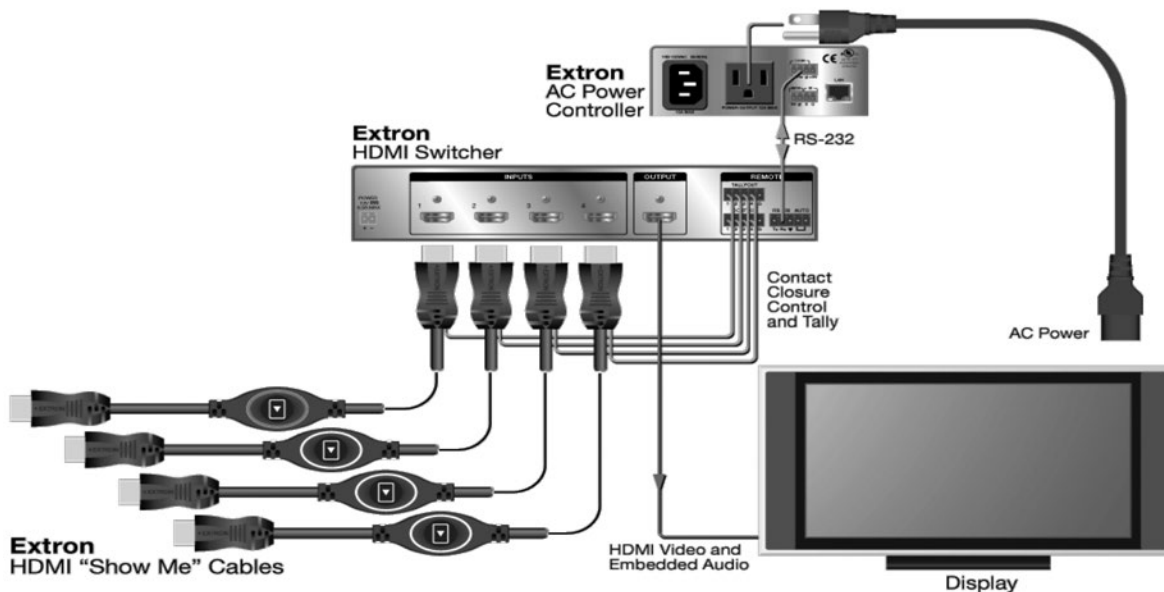
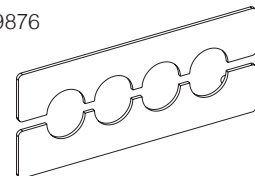
For use with (1) double space Extron plate or (2) single space Extron plates.

EXTRON TEAMWORK®

Extron TeamWork® offers a pre-configured collaborative system designed for fast, easy implementation with minimal setup. Allowing for groups of 4 to 6 users to share content by connecting the "Show Me" cable to a laptop or tablet. As soon as a signal is detected, power is automatically directed to the video display. Users can switch the display automatically to another device by pressing the "Share" button on the "Show Me" cable, and the switcher automatically displays the appropriate input on the video display. TeamWork® systems works with most flat panel displays, laptops, and tablets.

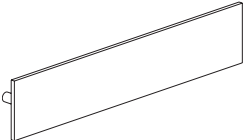
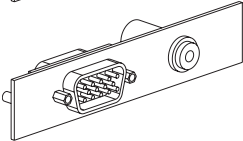
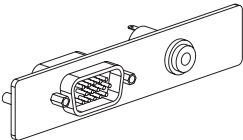
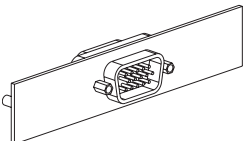
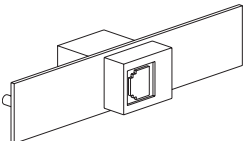
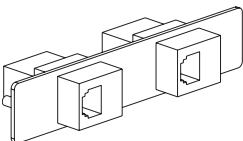
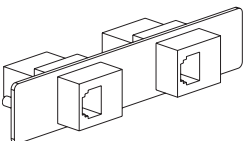
Extron TeamWork® system must be ordered directly from Extron. Visit www.extron.com or call 1-800-633-9876 for more information.

Gunlocke recommends an Extron APP double space cable organizer with TeamWork® to help keep the wires untangled and organized. Model AC-7054211.



EXTRON SINGLE SPACE PLATES

Saranac
05/22

	D	W	H	model number	list
	1 1/2	3 1/2	5/8	AC-7009011	101
<ul style="list-style-type: none"> • Single Plate, blank • Extron Part Number: 70-090-11 					
	1 1/2	3 1/2	5/8	AC-7010113	243
<ul style="list-style-type: none"> • Single Plate, includes 1 audio plus 1 VGA F-F • Extron Part Number: 70-101-13 					
	1 1/2	3 1/2	5/8	AC-7010173	287
<ul style="list-style-type: none"> • Single Plate labeled, includes 1 audio plus 1 VGA F-F • Extron Part Number: 70-101-73 					
	1 1/2	3 1/2	5/8	AC-7010111	243
<ul style="list-style-type: none"> • Single Plate, includes 1 VGA F-F • Extron Part Number: 70-101-11 					
	1 1/2	3 1/2	5/8	AC-7041111	168
<ul style="list-style-type: none"> • Single Plate, includes 1 RJ11 phone F-F • Extron Part Number: 70-411-11 					
	1 1/2	3 1/2	5/8	AC-7049111	243
<ul style="list-style-type: none"> • Single Plate, includes 2 RJ45 data F-F • Extron Part Number: 70-491-11 					
	1 1/2	3 1/2	5/8	AC-7049112	334
<ul style="list-style-type: none"> • Single Plate, includes 2 RJ45 data F-Pdwn CAT6 AMP • Extron Part Number: 70-491-12 					
<ul style="list-style-type: none"> • All Extron plates open market 					

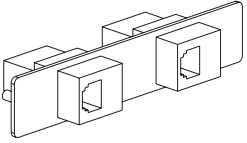
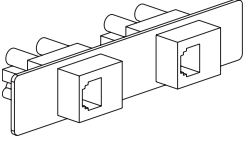
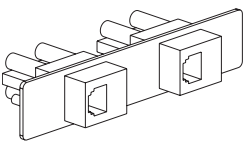
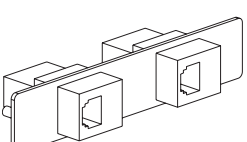
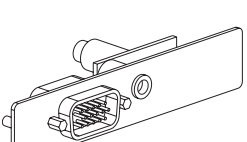
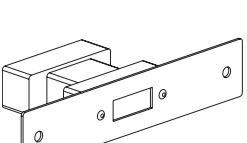
PRODUCT INFO

TO ORDER PLEASE SPECIFY THE FOLLOWING:

1. **MODEL NUMBER**

Example

AC-7009011
AC-7009011
MODEL NUMBER

	D	W	H	model number	list
	1 1/2	3 1/2	5/8	AC-7049113	334
				<ul style="list-style-type: none"> • Single Plate, includes 2 RJ45 data F-Pdwn CAT6 SIEMON • Extron Part Number: 70-491-131 	
	1 1/2	3 1/2	5/8	AC-7049114	334
				<ul style="list-style-type: none"> • Single Plate, includes 2 RJ45 data F-Pdwn CAT6 Otronics • Extron Part Number: 70-491-14 	
	1 1/2	3 1/2	5/8	AC-7049115	334
				<ul style="list-style-type: none"> • Single Plate, includes 2 RJ45 data F-Pdwn CAT6 Leviton • Extron Part Number: 70-491-15 	
	1 1/2	3 1/2	5/8	AC-7049116	334
				<ul style="list-style-type: none"> • Single Plate, includes 2 RJ45 data F-Pdwn CAT6 Panduit • Extron Part Number: 70-491-16 	
	1 1/2	3 1/2	5/8	AC-7016111	483
				<ul style="list-style-type: none"> • Single Plate, includes 1 audio plus 1 VGA • Extron Part Number: 70-161-11 	
	1 1/2	3 1/2	5/8	AC-7061602	253
				<ul style="list-style-type: none"> • Single Plate, HDMI plate F/F • Extron Part Number: 70-616-02 • All Extron plates open market 	

PRODUCT INFO

TO ORDER PLEASE SPECIFY THE FOLLOWING:

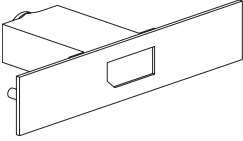
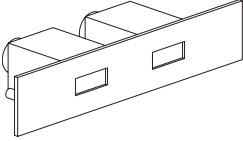
1. **MODEL NUMBER**

Example

AC-7049113
AC-7049113
MODEL NUMBER

EXTRON SINGLE SPACE PLATES

Saranac
05/22

	D	W	H	model number	list
	1 1/2	3 1/2	5/8	AC-7067712	253
				<ul style="list-style-type: none"> • Single Plate, includes 1 DispPrt F-DispPrt F 10" Pigtail • Extron Part Number: 70-677-12 	
	1 1/2	3 1/2	5/8	AC-7045412	253
				<ul style="list-style-type: none"> • Single Plate, includes 2 USB A F-2 USB A F 10" Pigtail • Extron Part Number: 70-454-12 • All Extron plates open market 	

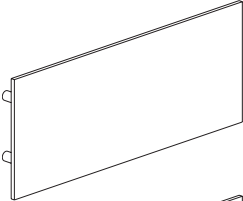
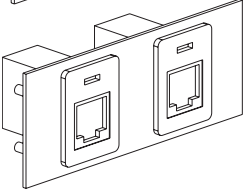
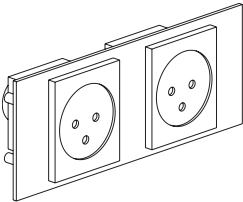
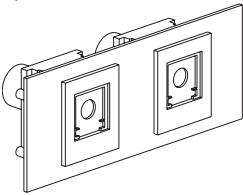
PRODUCT INFO

TO ORDER PLEASE SPECIFY THE FOLLOWING:

1. **MODEL NUMBER**

Example

AC-7055111
AC-7055111
MODEL NUMBER

	D	W	H	model number	list
	1 1/2	3 1/2	1 3/8	AC-7009012	85
<ul style="list-style-type: none"> • Double Plate, blank • Extron Part Number: 70-090-12 					
	1 1/2	3 1/2	1 3/8	AC-7010011	223
<ul style="list-style-type: none"> • Double Plate, includes 2 RJ45 data F-F • Extron Part Number: 70-100-11 					
	1 1/2	3 1/2	5/8	AC-7010314	221
<ul style="list-style-type: none"> • Single Plate, includes 2 XLR 3 pin F to Solder Cups • Extron Part Number: 70-103-14 					
	1 1/2	3 1/2	5/8	AC-7046411	284
<ul style="list-style-type: none"> • Single Plate, includes 2 fiber SC F-F Barrels • Extron Part Number: 70-464-11 • All Extron plates open market 					

PRODUCT INFO

TO ORDER PLEASE SPECIFY THE FOLLOWING:

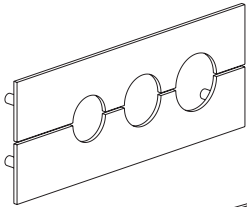
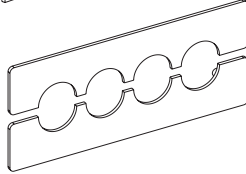
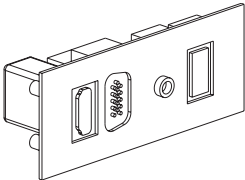
1. **MODEL NUMBER**

Example

AC-7009012
AC-7009012
MODEL NUMBER

EXTRON DOUBLE SPACE PLATES

Saranac
05/22

	D	W	H	model number	list
	1 1/2	3 1/2	1 3/8	AC-7026701	400
<ul style="list-style-type: none"> • Double Plate, Cable pass through set • Extron Part Number: 70-267-01; 70-270-01 					
	1 1/2	3 1/2	1 3/8	AC-7054211	400
<ul style="list-style-type: none"> • Double Plate, Cable organizer to be used with Extron TeamWork 400 • Extron Part Number: 70-542-11 					
	1 1/2	3 1/2	1 3/8	AC-70107602	665
<ul style="list-style-type: none"> • Double Super Plate, includes 1 HDMI, 1 VGA, 1 audio, and 1 USB • Extron Part Number: 70-107-602 • All Extron plates open market 					

PRODUCT INFO

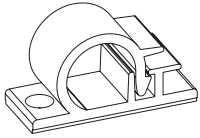
TO ORDER PLEASE SPECIFY THE FOLLOWING:

1. **MODEL NUMBER**

Example

AC-7014712
AC-7014712
MODEL NUMBER

	D	W	H	model number	list
WIRE CLIP	1	1	1/4	AC-WIRECLIP	63



- Wire clip with screws

PRODUCT INFO

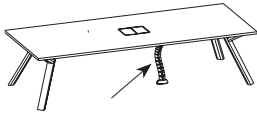
TO ORDER PLEASE SPECIFY THE FOLLOWING:

1. **MODEL NUMBER**

Example

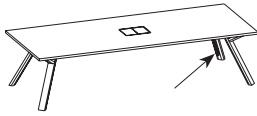
AC-WIRECLIP
AC-WIRECLIP
MODEL NUMBER

	D	W	H	model number	list
WIRE SPINE	1 1/2	3 1/16	30	CVSPINE	586



- Translucent white spine.
- Used to manage cords to the floor.
- Requires field installation, and must be off center to any technology ports.

WIRE MANAGEMENT CHANNEL	1	1	20	GD2HBS-WIREMGR	857
--------------------------------	---	---	----	-----------------------	-----



- Polished stainless steel channel or optional powder coats.
- Used to manage wires to the floor.
- Requires field installation, and runs down the leg of the table.

PRODUCT INFO

TO ORDER PLEASE SPECIFY THE FOLLOWING:

1. **MODEL NUMBER**
2. **HARDWARE COLOR**

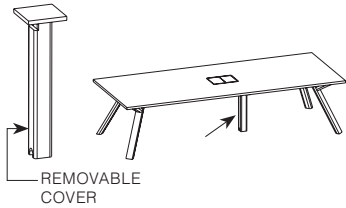
See inside front cover for required option codes

Example

GD2HBS-WIREMGR	
GD2HBS-WIREMGR	P71
MODEL NUMBER	HARDWARE COLOR

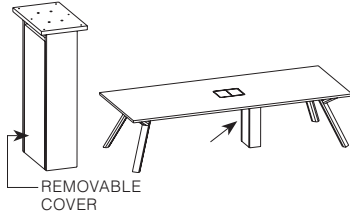
	D	W	H	model number	veneer 1	veneer 2
--	---	---	---	--------------	----------	----------

WIRE MANAGEMENT COLUMN	3 1/2	3 1/2	27 1/2	GYAWIRECLMN-W	661	722
-------------------------------	-------	-------	--------	----------------------	-----	-----



- Solid wood column, may be stain in any standard finish option to match table.
- 1 1/2" x 1 1/2" space for wire management to the floor.
- Requires field installation, and must be off center to any technology ports.

WIRE MANAGEMENT BASE	12	6	27 1/2	GYAWIREBASE-W	2,291	2,503
-----------------------------	----	---	--------	----------------------	-------	-------



- Veneer panel base, may be stained in any standard finish option to match table.
- 10 1/2" x 4" space for cord management to the floor.
- Requires field installation, and must be off center to any technology ports.

PRODUCT INFO

TO ORDER PLEASE SPECIFY THE FOLLOWING:

1. **MODEL NUMBER**
2. **FINISH**

See inside front cover for required option codes


Example

GYAWIRECLMN-W.NC215
 GYAWIRECLMN-W NC215
 MODEL NUMBER FINISH

Ancillary	43-47
Credenza Tops	44
Credenzas Wood Doors	45
Benches	46
Bench Cushion	47

CREDENZA TOPS

Saranac
05/22

	D	W	model number + type	veneer 1	veneer 2	solid surface	glass
CREDENZA TOPS 	24	72	GYACWR2472- <input type="checkbox"/>	1,661	1,817	5,484	4,571
	24	90	GYACWR2490- <input type="checkbox"/>	1,915	2,094	6,315	5,262
	24	108	GYACWR24108- <input type="checkbox"/>	2,326	2,544	7,682	6,402

PRODUCT INFO

Note:

Type must be specified as part of model number.

W = Wood Veneer

S = Solid Surface

G = Glass

Square edge **ONLY**

Top Thickness

Wood ³/₄"

Glass ¹/₂"

Solid Surface ¹/₂"

TO ORDER PLEASE SPECIFY THE FOLLOWING:

1. **MODEL NUMBER + TYPE**
2. **FINISH**
3. **TOP UV FINISH (WOOD TOPS ONLY)**

See inside front cover for required option codes

Example

GYACWR2472-W.NC215.OP

GYACWR2472-W

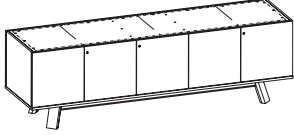
MODEL NUMBER

NC215

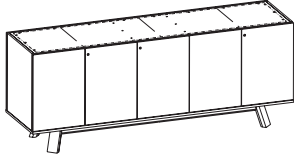
FINISH

OP

TOP UV FINISH

	D	W	H	model number+ type	veneer 1	veneer 2
STANDARD HEIGHT 	24	72	27 1/2	GYACSF72- <input type="checkbox"/>	7,850	8,588
	24	90	27 1/2	GYACSF90- <input type="checkbox"/>	9,211	10,074
	24	108	27 1/2	GYACSF108- <input type="checkbox"/>	10,439	11,419

• 23 1/2" inside height with 1 shelf

BUFFET HEIGHT 	24	72	35	GYACBF72- <input type="checkbox"/>	9,090	9,941
	24	90	35	GYACBF90- <input type="checkbox"/>	10,160	11,113
	24	108	35	GYACBF108- <input type="checkbox"/>	11,149	12,195

• 25" inside height with 1 shelf

PRODUCT INFO

- All doors are touch latched
- External top required
- Finished back panel

Type must be specified as part of the model number
W = Wood Veneer

TO ORDER PLEASE SPECIFY THE FOLLOWING:

1.	<input type="checkbox"/>	MODEL NUMBER + TYPE
2.	<input type="checkbox"/>	FINISH
3.	<input type="checkbox"/>	LOCKS
4.	<input type="checkbox"/>	KEYING

See inside front cover for required option codes

Example

GYACSF72-W.NC215.LY.FL
 GYACSF72-W NC215 LY FL
 MODEL NUMBER FINISH LOCKS KEYING

BENCHES

Saranac
05/22

WOOD BENCHES



D	W	H	model number	veneer 1	veneer 2	veneer 3
17	36	18 1/2	GYABENCH36	2,940	3,146	3,286
17	48	18 1/2	GYABENCH48	3,107	3,325	3,469
17	60	18 1/2	GYABENCH60	3,356	3,592	3,750
17	72	18 1/2	GYABENCH72	3,689	3,948	4,121

PRODUCT INFO

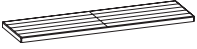
TO ORDER PLEASE SPECIFY THE FOLLOWING:

1. **MODEL NUMBER**
2. **FINISH**
3. **TOP UV FINISH**

See inside front cover for required option codes

Example

GYABENCH36.NC215.OP
 GYABENCH36 NC215 OP
 MODEL NUMBER FINISH TOP UV FINISH

	D	W	H	model number	fabric grade			COM/4
					1	2	3	
BENCH CUSHION 	16 13/16	35 3/16	1 1/2	GYACUSH36	703	725	750	774
	16 13/16	47 3/16	1 1/2	GYACUSH48	746	782	817	855
	16 13/16	59 13/16	1 1/2	GYACUSH60	786	832	882	931
	16 13/16	71 13/16	1 1/2	GYACUSH72	826	902	983	1,063

PRODUCT INFO

COM Fabric	(yds)
GYACUSH36	1.25
GYACUSH48	1.50
GYACUSH60	2.00
GYACUSH72	2.50

COM Leather	(sq ft)
GYACUSH36	21.25
GYACUSH48	25.50
GYACUSH60	34.00
GYACUSH72	42.50

TO ORDER PLEASE SPECIFY THE FOLLOWING:

1. **MODEL NUMBER**
2. **UPHOLSTERY**
3. **FLAMMABILITY**

For standard flammability rating, please specify CTB117, for California 133 and Boston fire-code treatment, please specify CTB133

OPTION CODES:
U = CTB117
U3 = CTB133 **(Add +\$125)**

See inside front cover for required option codes

Example

GYACUSH36.G1.U
 GYACUSH36 G1 U
 MODEL NUMBER UPHOLSTERY FLAMMABILITY

GRADE FABRIC PRICING

Saranac
05/22

model number	1	2	3	COM/4	5	6	7	8	9	10	11	12	13	14	15	16
GYACUSH36	703	725	750	774	806	842	868	902	932	964	998	1,027	1,069	1,101	1,140	1,180
GYACUSH48	746	782	817	855	905	955	997	1,049	1,095	1,144	1,195	1,242	1,302	1,348	1,407	1,467
GYACUSH60	786	832	882	931	996	1,061	1,120	1,184	1,244	1,311	1,375	1,439	1,520	1,581	1,660	1,739
GYACUSH72	826	902	983	1,063	1,171	1,276	1,366	1,473	1,573	1,678	1,787	1,886	2,019	2,120	2,245	2,378

model number	17	18	19	20	21	22	23	24	25	26	27	COL	L1	L2	L3	L4	L5
GYACUSH36	1,219	1,248	1,285	1,322	1,363	1,401	1,477	1,554	1,632	1,710	1,787	774	1,020	1,284	1,548	1,814	2,051
GYACUSH48	1,527	1,568	1,628	1,683	1,742	1,801	1,918	2,035	2,151	2,266	2,384	855	1,219	1,619	2,014	2,413	2,770
GYACUSH60	1,820	1,874	1,952	2,028	2,105	2,182	2,338	2,489	2,647	2,802	2,954	931	1,419	1,948	2,480	3,008	3,485
GYACUSH72	2,504	2,596	2,722	2,843	2,969	3,095	3,350	3,595	3,849	4,104	4,351	1,063	1,856	2,718	3,577	4,437	5,211

WEIGHTS + CUBES

Saranac
05/22

model number	weight	cubes	#locks	page
AC-7009011	1	0.1	-	34
AC-7009012	1	0.1	-	37
AC-7010011	1	0.1	-	37
AC-7010111	1	0.1	-	34
AC-7010113	1	0.1	-	34
AC-7010173	1	0.1	-	34
AC-7010314	1	0.1	-	37
AC-7016111	1	0.1	-	35
AC-7026701	1	0.1	-	38
AC-7041111	1	0.1	-	34
AC-7045412	1	0.1	-	36
AC-7046411	1	0.1	-	37
AC-7049111	1	0.1	-	34
AC-7049112	1	0.1	-	34
AC-7049113	1	0.1	-	35
AC-7049114	1	0.1	-	35
AC-7049115	1	0.1	-	35
AC-7049116	1	0.1	-	35
AC-7054211	1	0.1	-	38
AC-7061602	1	0.1	-	35
AC-7067712	1	0.1	-	36
AC-70107602	1	0.1	-	38
AC-WIRECLIP	1	0	-	39
CVSPINE	2	0.5	-	40
GD2HBS-WIREMGR	5	0.5	-	40
GD2PORTD-A	16	1.6	-	30
GD2PORTD-A-HW	16	1.6	-	30
GD2PORTD-B	16	1.6	-	30
GD2PORTD-B-HW	16	1.6	-	30
GD2PORTS-A	10	0.9	-	31
GD2PORTS-A-HW	10	0.9	-	31
GD2PORTS-B	10	0.9	-	31
GD2PORTS-B-HW	10	0.9	-	31
GDAPPM-EEU	3	0.1	-	32
GDAPPM-EEU-HW	3	0.1	-	32
GYABENCH36	50	9.7	-	46
GYABENCH48	56	12.7	-	46
GYABENCH60	70	15.7	-	46
GYABENCH72	84	18.7	-	46
GYACBF72-W	195	44.5	2	45
GYACBF90-W	311	55.2	3	45
GYACBF108-W	355	65.9	3	45
GYACSF72-W	163	35.7	2	45
GYACSF90-W	259	44.3	3	45

model number	weight	cubes	#locks	page
GYACSF108-W	295	52.9	3	45
GYACUSH36	3	2	-	47
GYACUSH48	5	2.6	-	47
GYACUSH60	10	3.2	-	47
GYACUSH72	13	3.9	-	47
GYACWR2472-G	37	4.1	-	44
GYACWR2472-S	37	4.1	-	44
GYACWR2472-W	34	4.4	-	44
GYACWR2490-G	46	5.1	-	44
GYACWR2490-S	46	5.1	-	44
GYACWR2490-W	42	5.4	-	44
GYACWR24108-G	56	6.1	-	44
GYACWR24108-S	56	6.1	-	44
GYACWR24108-W	51	6.5	-	44
GYATBRD48-WW	89	48.4	-	26
GYATBRD54-WW	104	60.4	-	26
GYATBRD60-WW	121	73.8	-	26
GYATBRD72-WW	160	104.6	-	26
GYATBRT3672-WW	109	54.4	-	22
GYATBRT3684-WW	126	63.1	-	22
GYATBRT3696-WW	169	71.8	-	22
GYATBRT4272-WW	122	62.7	-	24
GYATBRT4284-WW	138	72.8	-	24
GYATBRT4296-WW	186	82.8	-	24
GYATBRT4872-WW	137	71.1	-	24
GYATBRT4884-WW	153	82.5	-	24
GYATBRT4896-WW	198	93.9	-	24
GYATBRT42108-WW	210	92.9	-	24
GYATBRT42120-WW	229	102.9	-	24
GYATBRT48108-WW	221	105.2	-	24
GYATBRT48120-WW	243	116.6	-	24
GYATBSQ48-WW	106	48.4	-	26
GYATBSQ54-WW	126	60.4	-	26
GYATBSQ60-WW	148	73.8	-	26
GYATBSQ72-WW	194	104.6	-	26
GYAWIREBASE-W	22	2.4	-	41
GYAWIRECLMN-W	22	0.7	-	41

Gunlocke®

One Gunlocke Drive
Wayland, NY 14572
800 828 6300