



HON

Concinnity™

DESIGN GUIDE



WORK YOUR WAY

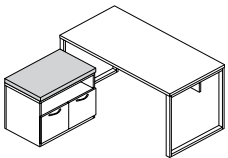
Focus. Share. Connect. Create. For all the ways work gets done - Concinnity is the destination of choice.

[GET STARTED](#)

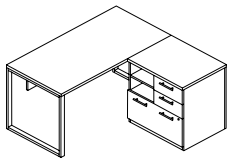
WORKSTATIONS

Private Office Configurations

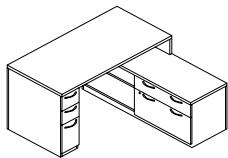
Private Office | Open Office



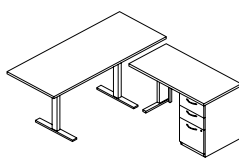
Small Footprint L-Workstation
60" x 60"



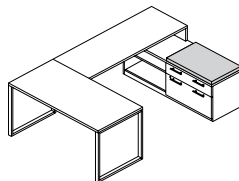
Small Footprint L-Workstation
60" x 60"



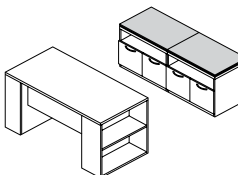
Small Footprint L-Workstation
w/ Layered Surfaces
60" x 60"



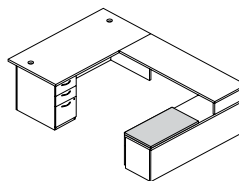
Height-Adjustable
L-Workstation
79" x 72"



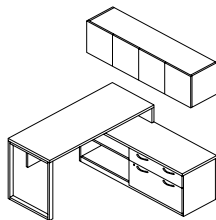
Small Footprint U-Workstation
w/ Layered Surfaces
60" x 96"



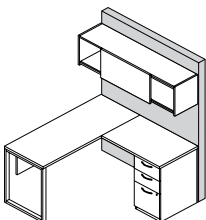
Desk plus 2 Mobile Pedestals
w/ Seat Cushions
60" x 92"



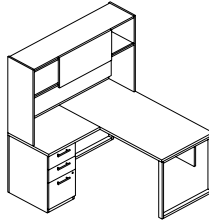
U-Workstation
102" x 72"



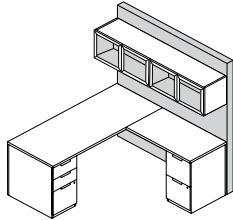
Small Footprint L-Workstation
w/ Layered Surfaces
60" x 60"



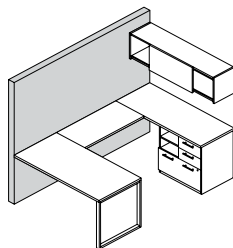
Small Footprint L-Workstation
60" x 60"



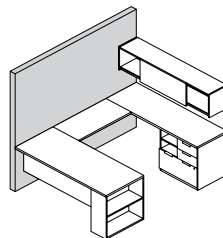
Small Footprint L-Workstation
60" x 60"



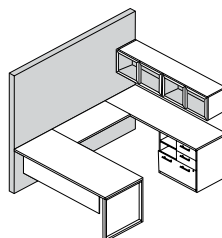
Small Footprint L-Workstation
72" x 72"



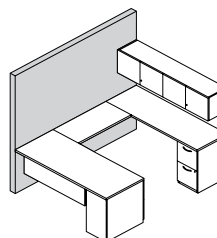
Small Footprint U-Workstation
60" x 96"



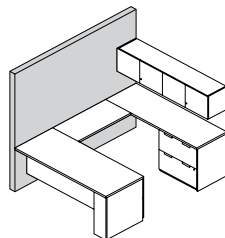
U-Workstation
72" x 96"



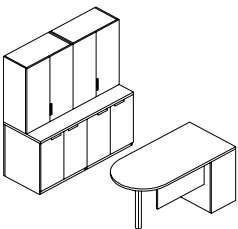
U-Workstation
72" x 96"



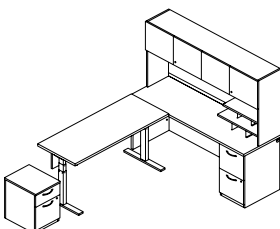
U-Workstation
72" x 96"



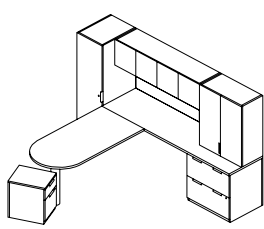
U-Workstation
72" x 96"



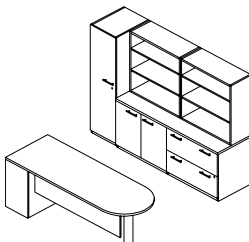
Small Footprint Desk
& Storage
60" x 90"



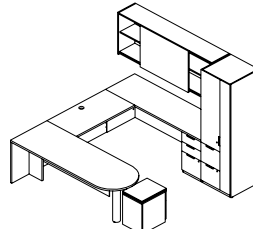
Height-Adjustable
L-Workstation
72" x 91"



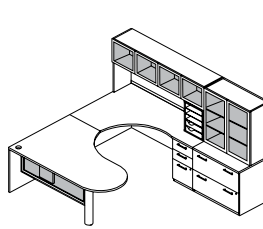
Workstation with Workwall
108" x 84"



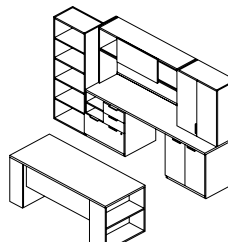
Desk / Credenza / Storage
90" x 102"



Executive
U-Workstation
96" x 108"



Executive
U-Workstation Cockpit
108" x 96"

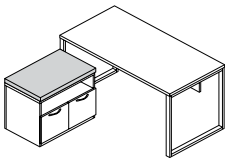


Executive
Desk & Workwall
114" x 96"

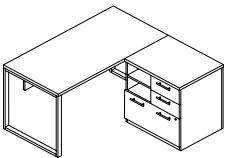
WORKSTATIONS

Open Office Configurations

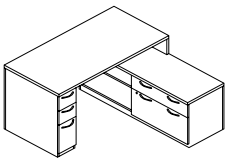
Private Office | **Open Office**



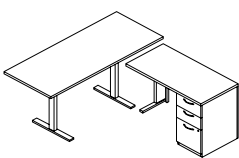
Small Footprint L-Workstation
60" x 60"



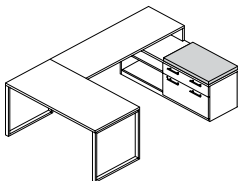
Small Footprint L-Workstation
60" x 60"



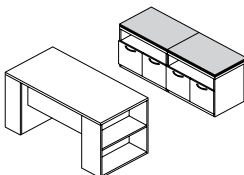
Small Footprint L-Workstation
w/ Layered Surfaces
60" x 60"



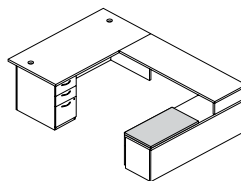
Height-Adjustable
L-Workstation
79" x 72"



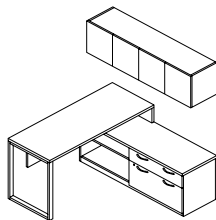
Small Footprint U-Workstation
w/ Layered Surfaces
60" x 96"



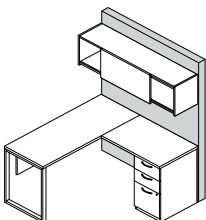
Desk plus 2 Mobile Pedestals
w/ Seat Cushions
60" x 92"



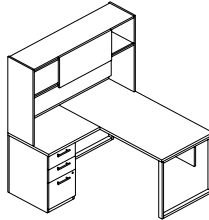
U-Workstation
102" x 72"



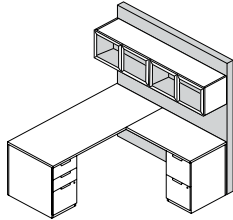
Small Footprint L-Workstation
w/ Layered Surfaces
60" x 60"



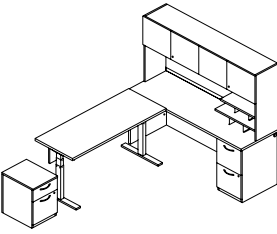
Small Footprint L-Workstation
60" x 60"



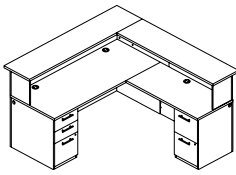
Small Footprint L-Workstation
60" x 60"



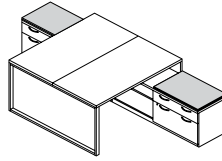
Small Footprint L-Workstation
72" x 72"



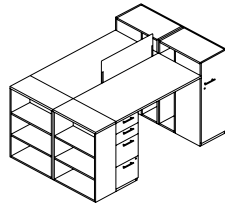
Height-Adjustable
L-Workstation
72" x 91"



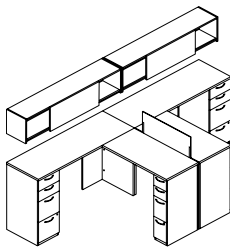
Welcoming Desk
76" x 82"



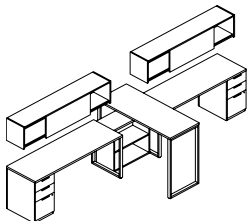
Teaming Workstation
120" x 60"



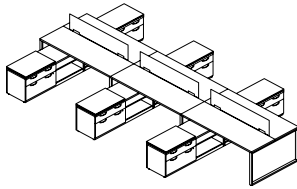
Standing-Height
Teaming Workstation
92 1/4" x 60"



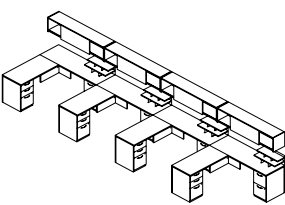
Standing-Height
Teaming Workstation
114" x 72"



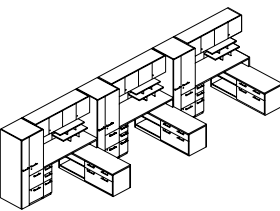
Collaborative Workstation
174" x 60"



Benching Workstation
216" x 120"



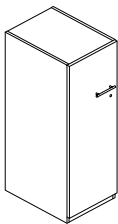
Open Plan Workstation
288" x 72"



Open Plan Workstation
252" x 60"

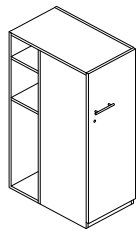
Storage Solutions

Storage Tower & Wardrobes



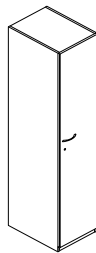
Storage Tower w/ Laminate Door

18"W x 24"D x 50"H - Hinged Right
18"W x 24"D x 50"H - Hinged Left
18"W x 30"D x 50"H - Hinged Right
18"W x 30"D x 50"H - Hinged Left



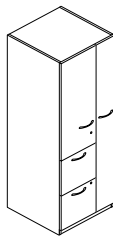
Storage Tower w/ Laminate Doors

18"W x 24"D x 50"H - Hinged Right
18"W x 24"D x 50"H - Hinged Left
18"W x 30"D x 50"H - Hinged Right
18"W x 30"D x 50"H - Hinged Left



Wardrobe/Storage Cabinet w/ Laminate Door

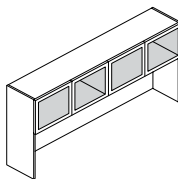
18"W x 24"D x 64 1/4"H - Hinged Right
18"W x 24"D x 64 1/4"H - Hinged Left
18"W x 30"D x 78 1/4"H - Hinged Right
18"W x 30"D x 78 1/4"H - Hinged Left



Storage Tower w/ Laminate Doors

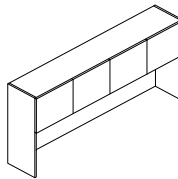
24"W x 24"D x 64 1/4"H - Wardrobe Hinged Left, Cabinet Hinged Right
24"W x 24"D x 64 1/4"H - Wardrobe Hinged Right, Cabinet Hinged Left
24"W x 24"D x 78 1/4"H - Wardrobe Hinged Left, Cabinet Hinged Right
24"W x 24"D x 78 1/4"H - Wardrobe Hinged Right, Cabinet Hinged Left

Stack-on Storage



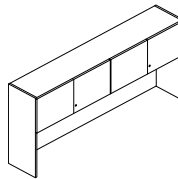
Stack-on Storage w/ Frosted Doors & Silver Frame

78"W x 15"D x 35 1/4"H - 4 doors, 2 compartments
72"W x 15"D x 35 1/4"H - 4 doors, 2 compartments
66"W x 15"D x 35 1/4"H - 4 doors, 2 compartments
60"W x 15"D x 35 1/4"H - 4 doors, 2 compartments
48"W x 15"D x 35 1/4"H - 3 doors, 2 compartments
42"W x 15"D x 35 1/4"H - 2 doors, 1 compartments
36"W x 15"D x 35 1/4"H - 2 doors, 1 compartments



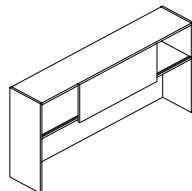
Stack-on Storage w/ Laminate Doors

78"W x 15"D x 35 1/4"H - 4 doors, 2 compartments
72"W x 15"D x 35 1/4"H - 4 doors, 2 compartments
66"W x 15"D x 35 1/4"H - 4 doors, 2 compartments
60"W x 15"D x 35 1/4"H - 4 doors, 2 compartments
48"W x 15"D x 35 1/4"H - 3 doors, 2 compartments
42"W x 15"D x 35 1/4"H - 2 doors, 1 compartments
36"W x 15"D x 35 1/4"H - 2 doors, 1 compartments



Stack-on Storage w/ Laminate Locking Doors

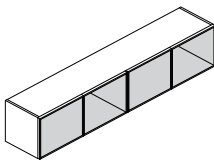
78"W x 15"D x 35 1/4"H - 4 doors, 2 compartments
72"W x 15"D x 35 1/4"H - 4 doors, 2 compartments
66"W x 15"D x 35 1/4"H - 4 doors, 2 compartments
60"W x 15"D x 35 1/4"H - 4 doors, 2 compartments
48"W x 15"D x 35 1/4"H - 3 doors, 2 compartments
42"W x 15"D x 35 1/4"H - 2 doors, 1 compartments
36"W x 15"D x 35 1/4"H - 2 doors, 1 compartments



Stack-on Storage w/ Sliding Door

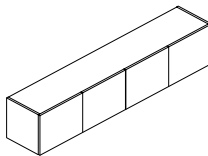
78"W x 15"D x 35 1/4"H
72"W x 15"D x 35 1/4"H
66"W x 15"D x 35 1/4"H
60"W x 15"D x 35 1/4"H
48"W x 15"D x 35 1/4"H

Wall-Mount Storage



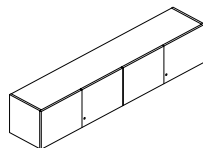
Wall Mount Storage w/ Frosted Doors

78"W x 15"D x 15"H - 4 doors, 2 compartments
72"W x 15"D x 15"H - 4 doors, 2 compartments
66"W x 15"D x 15"H - 4 doors, 2 compartments
60"W x 15"D x 15"H - 4 doors, 2 compartments
48"W x 15"D x 15"H - 3 doors, 2 compartments
42"W x 15"D x 15"H - 2 doors, 1 compartments
36"W x 15"D x 15"H - 2 doors, 1 compartments
30"W x 15"D x 15"H - 2 doors, 1 compartments



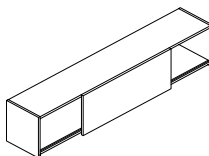
Wall Mount Storage w/ Laminate Doors

78"W x 15"D x 15"H - 4 doors, 2 compartments
72"W x 15"D x 15"H - 4 doors, 2 compartments
66"W x 15"D x 15"H - 4 doors, 2 compartments
60"W x 15"D x 15"H - 4 doors, 2 compartments
48"W x 15"D x 15"H - 3 doors, 2 compartments
42"W x 15"D x 15"H - 2 doors, 1 compartments
36"W x 15"D x 15"H - 2 doors, 1 compartments
30"W x 15"D x 15"H - 2 doors, 1 compartments



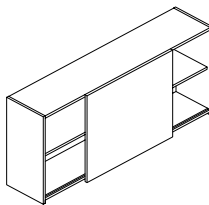
Wall Mount Storage w/ Laminate Locking Doors

78"W x 15"D x 15"H - 4 doors, 2 compartments
72"W x 15"D x 15"H - 4 doors, 2 compartments
66"W x 15"D x 15"H - 4 doors, 2 compartments
60"W x 15"D x 15"H - 4 doors, 2 compartments
48"W x 15"D x 15"H - 3 doors, 2 compartments
42"W x 15"D x 15"H - 2 doors, 1 compartments
36"W x 15"D x 15"H - 2 doors, 1 compartments
30"W x 15"D x 15"H - 2 doors, 1 compartments



Wall Mount Storage w/ Sliding Door

78"W x 15"D x 15"H
72"W x 15"D x 15"H
66"W x 15"D x 15"H
60"W x 15"D x 15"H
48"W x 15"D x 15"H

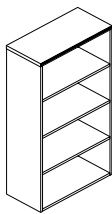


Double Wall Mount Storage w/ Sliding Door

78"W x 15"D x 28 1/2"H
72"W x 15"D x 28 1/2"H
66"W x 15"D x 28 1/2"H
60"W x 15"D x 28 1/2"H
48"W x 15"D x 28 1/2"H

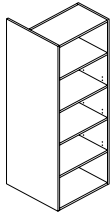
Storage Solutions

Bookcases



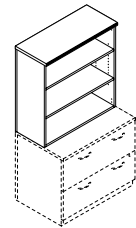
Bookcase w/
Adjustable Shelves

30"W x 14 1/4"D x 29 1/2"H - 2-shelf
30"W x 14 1/4"D x 42"H - 3-shelf
30"W x 14 1/4"D x 52 1/2"H - 4-shelf
30"W x 14 1/4"D x 65"H - 5-shelf
30"W x 14 1/4"D x 78 1/2"H - 6-shelf



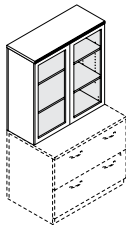
Bookcase w/
Coat Hooks

24"W x 24"D x 64 3/4"H - 5-shelf, Right
24"W x 24"D x 64 3/4"H - 5-shelf, Left



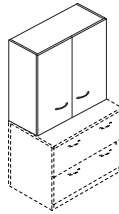
Bookcase Hutch,
No Doors/Open

36"W x 14 1/4"D x 35 1/4"H
30"W x 14 1/4"D x 35 1/4"H
36"W x 14 1/4"D x 48 3/8"H
30"W x 14 1/4"D x 48 3/8"H



Bookcase Hutch w/ Frosted
Doors & Silver Frame

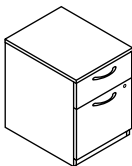
36"W x 15"D x 35 1/4"H
36"W x 15"D x 48 3/8"H



Bookcase Hutch w/
Laminate Doors

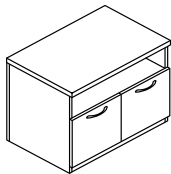
36"W x 14 1/4"D x 35 1/4"H
30"W x 14 1/4"D x 35 1/4"H
36"W x 14 1/4"D x 48 3/8"H
30"W x 14 1/4"D x 48 3/8"H

Mobile Pedestals



Mobile Pedestal Box/File

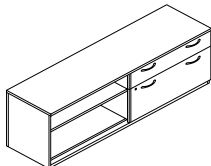
15 3/4"W x 20 1/2"D x 21 1/2"H



Mobile Pedestal,
Shelf/File/Cabinet

30"W x 20"D x 21 1/2"H

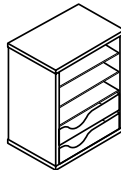
Low Credenza



Low Credenza, Bench-Height

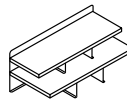
72"W x 20"D x 21 1/2"H - Drawers Right, Bookcase Left
72"W x 20"D x 21 1/2"H - Drawers Left, Bookcase Right
60"W x 20"D x 21 1/2"H - Drawers Right, Bookcase Left
60"W x 20"D x 21 1/2"H - Drawers Left, Bookcase Right

Desktop Storage



Vertical Paper Manager

14 3/8"W x 10 7/8"D x 19 1/8"H

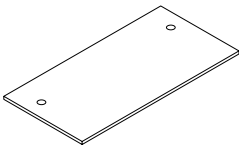


Desktop Storage Terrace

26 1/2"W x 12 1/2"D x 10 1/2"H

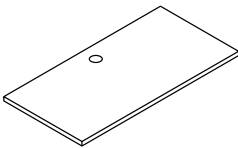
Modular Solutions

Worksurfaces



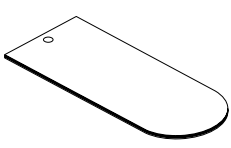
Rectangle Worksurface w/ Horizontal Grain

- 84"W x 36"D
- 60"W x 30"D
- 72"W x 24"D
- 72"W x 36"D
- 48"W x 30"D
- 66"W x 24"D
- 84"W x 30"D
- 96"W x 24"D
- 60"W x 24"D
- 78"W x 30"D
- 90"W x 24"D
- 54"W x 24"D
- 72"W x 30"D
- 84"W x 24"D
- 48"W x 24"D
- 66"W x 30"D
- 78"W x 24"D
- 42"W x 24"D



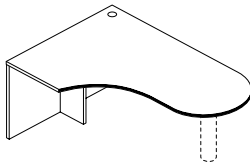
Rectangle Worksurface w/ Vertical Grain

- 60"W x 24"D
- 48"W x 20"D
- 54"W x 24"D
- 42"W x 20"D
- 48"W x 24"D
- 42"W x 24"D
- 36"W x 24"D - Worksurface/Pedestal Top
- 30"W x 24"D - Worksurface/Pedestal Top



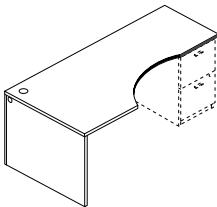
Bullet worksurface

- 84"W x 30"D
- 78"W x 30"D
- 72"W x 30"D
- 66"W x 30"D
- 60"W x 30"D
- 48"W x 30"D



Jetty Peninsula w/ End Panel

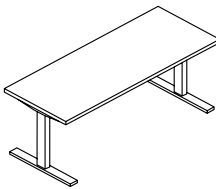
- 72"W x 30/48"D x 29 1/2"H - Right
- 72"W x 30/48"D x 29 1/2"H - Left
- 72"W x 30/42"D x 29 1/2"H - Right
- 72"W x 30/42"D x 29 1/2"H - Left



Extended Corner Worksurface w/ 48"D End Panel

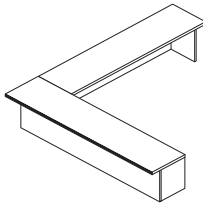
- 72"W x 48"D - Right
- 72"W x 48"D - Left
- 72"W x 36"D - Right
- 72"W x 36"D - Left

Height-Adjustable Base



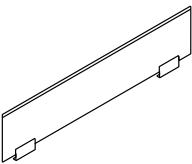
Coordinate™ Height-Adjustable Base - 3-Stage
24"D Feet & Worksurface Brackets

Reception



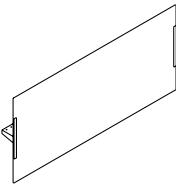
L-Reception Station w/ Transaction Counter for Desk and Return
76"W x 88"D x 14 5/8"H
76"W x 82"D x 14 5/8"H

Privacy Screens



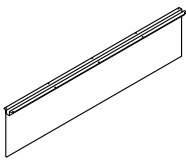
Above Privacy Screen

- 30"W x 13"D
- 36"W x 13"D
- 42"W x 13"D
- 48"W x 13"D
- 54"W x 13"D
- 60"W x 13"D



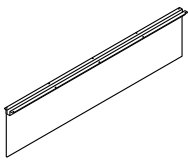
Above/ Below Privacy Screen

- 30"W x 28"D
- 36"W x 28"D
- 42"W x 28"D
- 48"W x 28"D
- 54"W x 28"D
- 60"W x 28"D



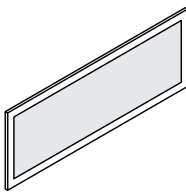
Laminate Floating Modesty Panel

- 30"W x 14"D
- 36"W x 14"D
- 42"W x 14"D
- 48"W x 14"D
- 54"W x 14"D
- 60"W x 14"D



Mixed Material Floating Modesty Panel

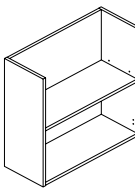
- 30"W x 14"D
- 36"W x 14"D
- 42"W x 14"D
- 48"W x 14"D
- 54"W x 14"D
- 60"W x 14"D



Floating Modesty Panel w/ Frosted Glass & Silver Frame

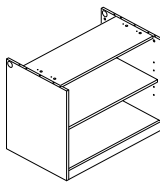
- 50 1/4"W x 3/4"Thick x 18"H

Bookcase Supports



Bookcase End Support 2-Shelf

- 12"W x 36"D x 28 1/2"H
- 12"W x 30"D x 28 1/2"H
- 12"W x 24"D x 28 1/2"H

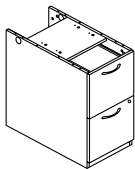


Bookcase w/ Adjustable Shelves, 2-Shelf

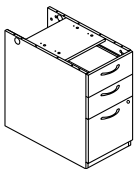
- 36"W x 23 1/2"D x 28 1/2"H
- 30"W x 23 1/2"D x 28 1/2"H

Modular Solutions

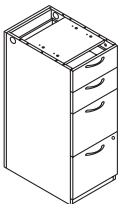
Support Pedestals



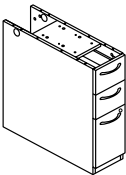
Pedestal File/File Pedestal
15 3/4"W x 29 1/4"D x 28 1/2"H
18"W x 23 1/4"D x 28 1/2"H
15 3/4"W x 23 1/4"D x 28 1/2"H



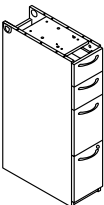
Pedestal Box/Box/File
15 3/4"W x 29 1/4"D x 28 1/2"H
18"W x 23 1/4"D x 28 1/2"H
15 3/4"W x 23 1/4"D x 28 1/2"H



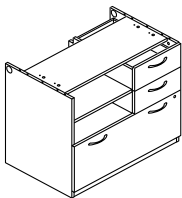
Pedestal Box/Box/File/File
15 3/4"W x 29 1/4"D x 41"H
15 3/4"W x 23 1/4"D x 41"H



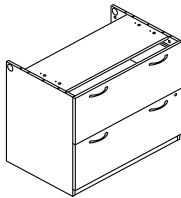
Narrow Pedestal Box/Box/File
9 1/2"W x 29 1/4"D x 28 1/2"H
9 1/2"W x 23 1/4"D x 28 1/2"H



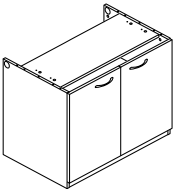
Narrow Pedestal Box/Box/File/File (to support return)
9 1/2"W x 29 1/4"D x 41"H
9 1/2"W x 23 1/4"D x 41"H



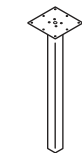
Lateral File Pedestal Shelf/Box/Box
36"W x 23 1/4"D x 28 1/2"H
30"W x 23 1/4"D x 28 1/2"H



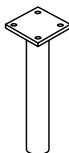
Lateral File Pedestal
36"W x 23 1/4"D x 28 1/2"H
30"W x 23 1/4"D x 28 1/2"H



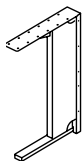
Storage Cabinet Pedestal
36"W x 23 1/4"D x 28 1/2"H
30"W x 23 1/4"D x 28 1/2"H



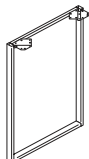
Post Leg Base
28 1/2"H x 2" Square



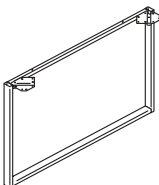
Support Column for Bullet Worksurface
4"D



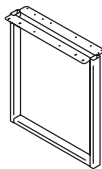
Metal Support Leg
To be used when joining two rectangular surfaces. Can be used as a stand-alone support in panel systems. 1 1/2" radius opening for cord management



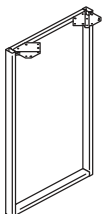
O-Leg
48"W x 28 1/2"D
60"W x 28 1/2"D



Double Depth O-Leg
48"W x 28 1/2"D
60"W x 28 1/2"D



O-Leg Shared Support for Worksurfaces
20"W x 28 1/2"D
24"W x 28 1/2"D
30"W x 28 1/2"D



O-Leg Support for Standing-Height Worksurfaces
24"W x 41"D
30"W x 41"D

Details

Handles



Cylinder Canopy Loop

Doors



Laminate Frosted

Legs



O-Leg Round Support Column T-Shaped Panel L-Shaped Panel

Edge Details




Beaded Tri-Oval Smooth

Privacy Screens



Modesty Desktop

Finishes



Choose your Work Space

Concinnity is designed to address the needs of any private office environment. Choose the configuration style and view the various layout possibilities.



DESK & WORKWALL



L-WORKSTATION



U-WORKSTATION



HEIGHT-ADJUSTABLE
WORKSTATION



EXECUTIVE
WORKSTATION

PRIVATE OFFICE

Desk & Workwall - Option A

Option A | Option B | Option C



OVERVIEW FEATURED COMPONENTS DETAILS

Desk & Mobile Pedestals w/ Seat Cushions

60"W X 92"D

Built-in bookcase. Cushion top storage. Concinnity pulls double duty to maximize your budget.

PRIVATE OFFICE

Desk & Workwall - Option A

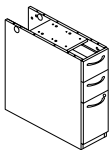
Option A | Option B | Option C



OVERVIEW

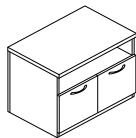
FEATURED COMPONENTS

DETAILS



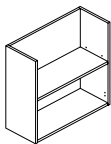
1. Narrow Modular Support Pedestal

- Box/Box/File



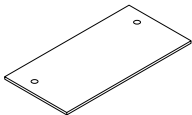
2. Mobile Pedestal w/ Cushions

- Shelf/File/Cabinet
- Qty: 2



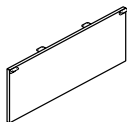
3. Bookcase End Support

- 2-Shelf



4. Horizontal Grain Workspace

- 60"W x 30"D



5. Floating Modesty Panel

- Laminate Finish

PRIVATE OFFICE

Desk & Workwall - Option A

Option A | Option B | Option C



OVERVIEW

FEATURED COMPONENTS

DETAILS

Handles




LOOP

Edge Details




SMOOTH

Finishes



PINNACLE



DESIGNER WHITE

Fabric



HAMILTON CLOUD

PRIVATE OFFICE

Desk & Workwall - Option B

Option A | **Option B** | Option C



OVERVIEW

FEATURED COMPONENTS

DETAILS

Small Footprint Desk & Storage

60"W X 90"D

For those with high expectations and small footprints Concinnity delivers.

PRIVATE OFFICE

Desk & Workwall - Option B

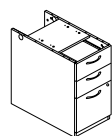
Option A | **Option B** | Option C



OVERVIEW

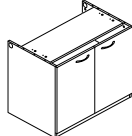
FEATURED COMPONENTS

DETAILS



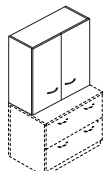
1. Modular Support Pedestal

- Box/Box/File



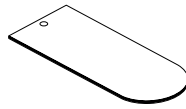
2. Modular Storage Cabinet Pedestal

- Qty: 2



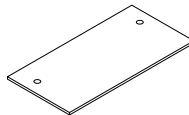
3. Bookcase Hutch

- Laminate Doors
- Qty: 2



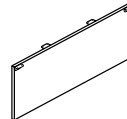
4. Bullet Worksurface

- 60"W x 30"D



5. Horizontal Grain Worksurface

- 60"W x 24"D



6. Floating Modesty Panel

- Laminate Finish



7. Square Post Leg

- Peninsula Support

PRIVATE OFFICE

Desk & Workwall - Option B

Option A | **Option B** | Option C



OVERVIEW FEATURED COMPONENTS **DETAILS**

Handles




CANOPY

Edge Details




SMOOTH

Finishes



PINNACLE



DESIGNER WHITE

PRIVATE OFFICE

Desk & Workwall - Option C

Option A | Option B | **Option C**



OVERVIEW FEATURED COMPONENTS DETAILS

Desk, Credenza & Storage

90"W X 102"D

Focused one minute—impromptu meeting the next. Rounded corners invite interaction. Work-wall storage gives leaders access to everything they need to succeed.

PRIVATE OFFICE

Desk & Workwall - Option C

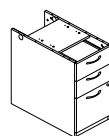
Option A | Option B | **Option C**



OVERVIEW

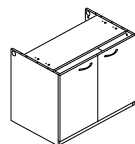
FEATURED COMPONENTS

DETAILS



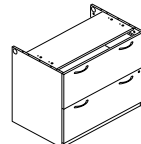
1. Modular Support Pedestal

- Box/Box/File



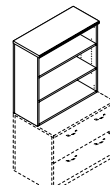
2. Modular Storage Cabinet Pedestal

- Laminate Doors



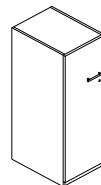
3. Modular Lateral File Pedestal

- Laminate Drawers



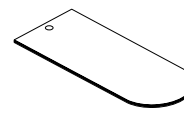
4. Bookcase Hutch

- Open, No Doors
- Qty: 2



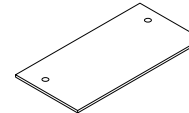
5. Wardrobe / Storage Cabinet

- Laminate Door, Left



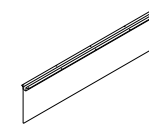
6. Bullet Worksurface

- 84"W x 30"D



7. Horizontal Grain Worksurface

- 72"W x 24"D



8. Floating Modesty Panel

- Laminate Finish

PRIVATE OFFICE

Desk & Workwall - Option C

Option A | Option B | **Option C**




OVERVIEW

FEATURED COMPONENTS

DETAILS

Handles



CYLINDER

Edge Details



SMOOTH

Legs




ROUND
SUPPORT COLUMN

Finishes



PINNACLE



DESIGNER WHITE

PRIVATE OFFICE

L-Workstation - Option A

Option A | Option B | Option C | Option D | Option E | Option F | Option G | Option H



OVERVIEW

FEATURED COMPONENTS

DETAILS

Small Footprint L-Workstation

60"W X 60"D

Sleek. Modern. Minimalist. But never boring. Light-scaled desks with modular storage gives you exactly what you need, nothing you don't.

PRIVATE OFFICE

L-Workstation - Option A

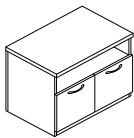
Option A | Option B | Option C | Option D | Option E | Option F | Option G | Option H



OVERVIEW

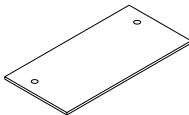
FEATURED COMPONENTS

DETAILS



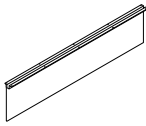
1. Mobile Pedestal

- Shelf/File/Cabinet



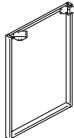
2. Horizontal Grain Worksurface

- 60"W x 30"D



3. Floating Modesty Panel

- Laminate Finish



4. O-Leg

- Supports

PRIVATE OFFICE

L-Workstation - Option A

Option A | Option B | Option C | Option D | Option E | Option F | Option G | Option H



OVERVIEW

FEATURED COMPONENTS

DETAILS

Handles



LOOP

Edge Details



SMOOTH

Legs




O-LEG SUPPORT

Finishes



PINNACLE



DESIGNER WHITE

Fabric



DAPPER CANVAS

PRIVATE OFFICE

L-Workstation - Option B

Option A | **Option B** | Option C | Option D | Option E | Option F | Option G | Option H



OVERVIEW

FEATURED COMPONENTS

DETAILS

Small Footprint L-Workstation

60"W X 60"D

This workstation gives you all the essentials in a modest footprint to make sure you look buttoned up while taking on the workday.

PRIVATE OFFICE

L-Workstation - Option B

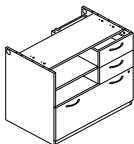
Option A | **Option B** | Option C | Option D | Option E | Option F | Option G | Option H



OVERVIEW

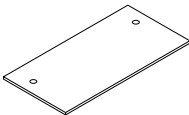
FEATURED COMPONENTS

DETAILS



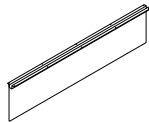
1. Modular Lateral File Pedestal

- Shelf/Box/Box
Lateral File



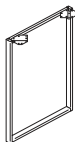
2. Horizontal Grain Worksurface

- 60"W x 30"D
- 30"W x 24"D



3. Floating Modesty Panel

- Laminate Finish



4. O-Leg

- Supports

PRIVATE OFFICE

L-Workstation - Option B

Option A | **Option B** | Option C | Option D | Option E | Option F | Option G | Option H




OVERVIEW

FEATURED COMPONENTS

DETAILS

Handles



CYLINDER

Edge Details



SMOOTH

Legs




O-LEG SUPPORT

Finishes



PINNACLE



DESIGNER WHITE

PRIVATE OFFICE

L-Workstation - Option C



OVERVIEW

FEATURED COMPONENTS

DETAILS

Small Footprint L-Workstation w/ Layered Surfaces

60"W X 60"D

Simple. Functional. Just what you need. Easy to reach shelves. Lockable drawers and files. Even a floating work surface. This layout offers layers of productivity.

PRIVATE OFFICE

L-Workstation - Option C

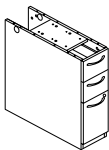
Option A | Option B | **Option C** | Option D | Option E | Option F | Option G | Option H



OVERVIEW

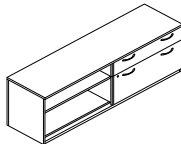
FEATURED COMPONENTS

DETAILS



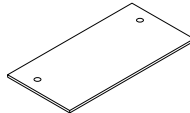
1. Narrow Modular Support Pedestal

- Box/Box/File



2. Low Credenza

- Drawers Right, Bookcase Left



3. Horizontal Grain Worksurface

- 60"W x 30"D

PRIVATE OFFICE

L-Workstation - Option C

Option A | Option B | **Option C** | Option D | Option E | Option F | Option G | Option H




OVERVIEW

FEATURED COMPONENTS


DETAILS

Handles




LOOP

Edge Details



SMOOTH

Finishes



PINNACLE

PRIVATE OFFICE

L-Workstation - Option D

Option A | Option B | Option C | **Option D** | Option E | Option F | Option G | Option H



OVERVIEW

FEATURED COMPONENTS

DETAILS

Small Footprint L-Workstation w/ Layered Surfaces

60"W X 60"D

Clean lines. Floating work surface. Wall-mount storage. This layout let's you work hard and look great doing it.

PRIVATE OFFICE

L-Workstation - Option D

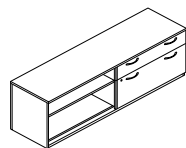
Option A | Option B | Option C | **Option D** | Option E | Option F | Option G | Option H



OVERVIEW

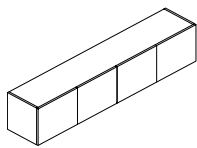
FEATURED COMPONENTS

DETAILS



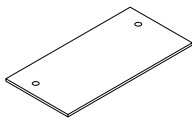
1. Low Credenza

- Drawers Right, Bookcase Left



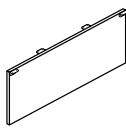
2. Wall-Mount Storage

- Laminate Doors



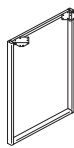
3. Horizontal Grain Worksurface

- 60"W x 24"D



4. Floating Modesty Panel

- Laminate Finish



5. O-Leg

- Supports

PRIVATE OFFICE

L-Workstation - Option D

Option A | Option B | Option C | **Option D** | Option E | Option F | Option G | Option H



OVERVIEW

FEATURED COMPONENTS

DETAILS

Handles



LOOP

Edge Details



SMOOTH

Legs




O-LEG SUPPORT

Finishes



PINNACLE



DESIGNER WHITE

PRIVATE OFFICE

L-Workstation - Option E



OVERVIEW

FEATURED COMPONENTS

DETAILS

Small Footprint L-Workstation

60"W X 60"D

Corner the market on productivity by doubling your work surface area and taking advantage of usable wall space.

PRIVATE OFFICE

L-Workstation - Option E

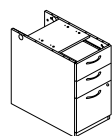
Option A | Option B | Option C | Option D | **Option E** | Option F | Option G | Option H



OVERVIEW

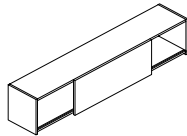
FEATURED COMPONENTS

DETAILS



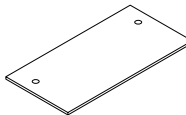
1. Modular Support Pedestal

- Box/Box/File



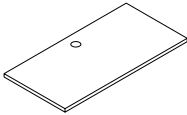
2. Wall-Mount Storage

- Laminate Sliding Doors



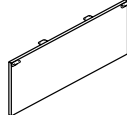
3. Horizontal Grain Worksurface

- 60"W x 24"D



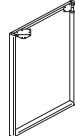
4. Vertical Grain Worksurface

- 42"W x 24"D



5. Floating Modesty Panel

- Laminate Finish



6. O-Leg

- Supports

PRIVATE OFFICE

L-Workstation - Option E



OVERVIEW

FEATURED COMPONENTS

DETAILS

Handles



LOOP

Edge Details



SMOOTH

Legs



O-LEG SUPPORT

Finishes



PINNACLE



DESIGNER WHITE

PRIVATE OFFICE

L-Workstation - Option F



OVERVIEW

FEATURED COMPONENTS

DETAILS

Small Footprint L-Workstation

60"W X 60"D

Stack-on the functionality and adapt as needs change over time.
It's a win-win decision.

PRIVATE OFFICE

L-Workstation - Option F

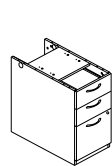
Option A | Option B | Option C | Option D | Option E | **Option F** | Option G | Option H



OVERVIEW

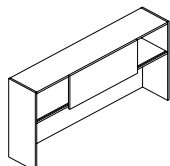
FEATURED COMPONENTS

DETAILS



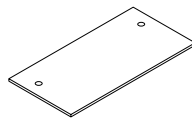
1. Modular Support Pedestal

- Box/Box/File



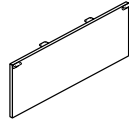
2. Stack-On Storage

- Laminate Sliding Doors



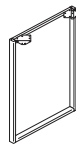
3. Horizontal Grain Worksurface

- 60"W x 30"D
- 30"W x 24"D



4. Floating Modesty Panel

- Laminate Finish



5. O-Leg

- Supports

PRIVATE OFFICE

L-Workstation - Option F




OVERVIEW

FEATURED COMPONENTS

DETAILS

Handles



CYLINDER

Edge Details



SMOOTH

Legs




O-LEG SUPPORT

Finishes



PINNACLE



DESIGNER WHITE

PRIVATE OFFICE

L-Workstation - Option G



OVERVIEW

FEATURED COMPONENTS

DETAILS

Small Footprint L-Workstation

72"W X 72"D

The difference is in the details. Rich woodgrains. Mixed materials. Creative styling. Concinnity has it all.

PRIVATE OFFICE

L-Workstation - Option G

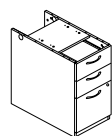
Option A | Option B | Option C | Option D | Option E | Option F | **Option G** | Option H



OVERVIEW

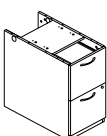
FEATURED COMPONENTS

DETAILS



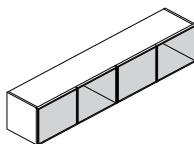
1. Modular Support Pedestal

- Box/Box/File



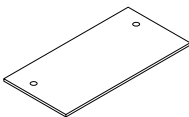
2. Modular Support Pedestal

- File/File



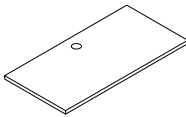
3. Wall-Mount Storage

- Frosted Doors



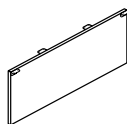
4. Horizontal Grain Worksurface

- 72"W x 30"D



5. Vertical Grain Worksurface

- 42"W x 24"D



6. Floating Modesty Panel

- Laminate Finish

PRIVATE OFFICE

L-Workstation - Option G

Option A | Option B | Option C | Option D | Option E | Option F | **Option G** | Option H



OVERVIEW

FEATURED COMPONENTS

DETAILS

Handles




CANOPY

Edge Details




SMOOTH

Finishes



PINNACLE



DESIGNER WHITE

PRIVATE OFFICE

L-Workstation - Option H

Option A | Option B | Option C | Option D | Option E | Option F | Option G | **Option H**



OVERVIEW

FEATURED COMPONENTS

DETAILS

L-Workstation with Workwall

108"W X 84"D

Squeeze more vertical storage in a smaller footprint with taller cabinets.

PRIVATE OFFICE

L-Workstation - Option H

Option A | Option B | Option C | Option D | Option E | Option F | Option G | **Option H**



OVERVIEW **FEATURED COMPONENTS** DETAILS

1. Mobile Pedestal
- Box/File

2. Modular Lateral File Pedestal
- Laminate Drawers

3. Bookcase Hutch
- Laminate Doors

4. Wardrobe / Storage Cabinet
- Laminate Door. Left

5. Wall-Mount Storage
- Laminate Doors

6. Bullet Worksurface
- 60"W x 30"D

7. Horizontal Grain Worksurface
- 90"W x 24"D

PRIVATE OFFICE

L-Workstation - Option H

Option A | Option B | Option C | Option D | Option E | Option F | Option G | **Option H**



OVERVIEW

FEATURED COMPONENTS

DETAILS

Handles



CANOPY

Edge Details



SMOOTH

Legs



ROUND
SUPPORT COLUMN

Finishes



PINNACLE

PRIVATE OFFICE

U-Workstation - Option A

Option A | Option B | Option C | Option D | Option E | Option F | Option G



OVERVIEW FEATURED COMPONENTS DETAILS

Small Footprint U-Workstation w/ Layered Surfaces

60"W X 96"D

Clean lines. Floating surface. Easy-to access storage. Then we added cushion tops so your guests will love it as much as you do.

PRIVATE OFFICE

U-Workstation - Option A

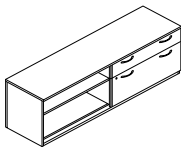
Option A | Option B | Option C | Option D | Option E | Option F | Option G



OVERVIEW

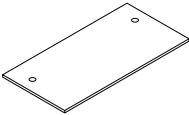
FEATURED COMPONENTS

DETAILS



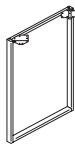
1. Low Credenza

- Drawers Right,
Bookcase Left



2. Horizontal Grain Worksurface

- 60"W x 30"D
- 60"W x 24"D



3. O-Leg

- Supports

PRIVATE OFFICE

U-Workstation - Option A

Option A | Option B | Option C | Option D | Option E | Option F | Option G




OVERVIEW

FEATURED COMPONENTS

DETAILS

Handles



CYLINDER

Edge Details



SMOOTH

Legs



O-LEG SUPPORT

Finishes



PINNACLE

Fabric



INERTIA SURF

PRIVATE OFFICE

U-Workstation - Option B

Option A | **Option B** | Option C | Option D | Option E | Option F | Option G



OVERVIEW FEATURED COMPONENTS DETAILS

U-Workstation

102"W X 72"D

Surround yourself in efficiency. Room to move. Spaces to store. Cable management to simplify. This U-Shape is totally you.

PRIVATE OFFICE

U-Workstation - Option B

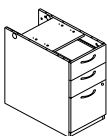
Option A | **Option B** | Option C | Option D | Option E | Option F | Option G



OVERVIEW

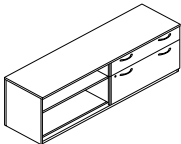
FEATURED COMPONENTS

DETAILS



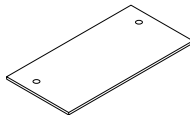
1. Modular Pedestal

- Box/Box/File



2. Low Credenza

- Drawers Right, Bookcase Left



2. Horizontal Grain Worksurface

- 72"W x 36"D
- 72"W x 24"D

PRIVATE OFFICE

U-Workstation - Option B

Option A | **Option B** | Option C | Option D | Option E | Option F | Option G



OVERVIEW

FEATURED COMPONENTS

DETAILS

Handles



LOOP

Edge Details



SMOOTH

Finishes



PINNACLE

Fabric



CENTURION JADE

PRIVATE OFFICE

U-Workstation - Option C



Small Footprint U-Workstation

60"W X 96"D

Got a small space with big aspirations? This layout gives you everything you want by taking advantage of every square inch of space.

PRIVATE OFFICE

U-Workstation - Option C

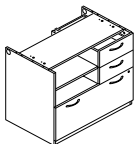
Option A | Option B | **Option C** | Option D | Option E | Option F | Option G



OVERVIEW

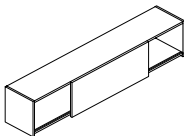
FEATURED COMPONENTS

DETAILS



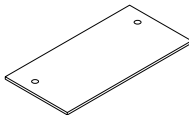
1. Modular Lateral File Pedestal

- Shelf/Box/Box
Lateral File



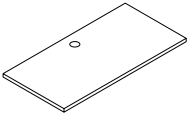
2. Wall-Mount Storage

- Laminate
Sliding Doors



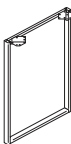
3. Horizontal Grain Worksurface

- 72"W x 30"D
- 72"W x 24"D



4. Vertical Grain Worksurface

- 42"W x 20"D



5. O-Leg

- Supports

PRIVATE OFFICE

U-Workstation - Option C




OVERVIEW

FEATURED COMPONENTS

DETAILS

Handles



CYLINDER

Edge Details



SMOOTH

Legs



O-LEG SUPPORT

Finishes



PINNACLE

PRIVATE OFFICE

U-Workstation - Option D



OVERVIEW

FEATURED COMPONENTS

DETAILS

U-Workstation

72"W X 96"D

Can't decide exactly what you need? We've got you covered. Bookcase. Shelves. Above and below storage. Surround yourself in workstation bliss.

PRIVATE OFFICE

U-Workstation - Option D

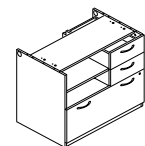
Option A | Option B | Option C | **Option D** | Option E | Option F | Option G



OVERVIEW

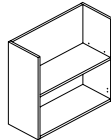
FEATURED COMPONENTS

DETAILS



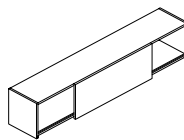
1. Modular Lateral File Pedestal

- Shelf/Box/Box Lateral File



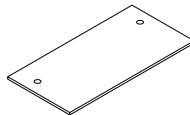
2. Bookcase End Support

- 2-Shelf



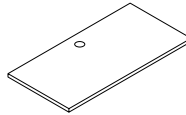
3. Wall-Mount Storage

- Laminate Sliding Doors



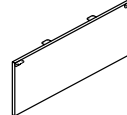
4. Horizontal Grain Worksurface

- 72"W x 30"D
- 72"W x 24"D



5. Vertical Grain Worksurface

- 42"W x 20"D



6. Floating Modesty Panel

- Laminate Finish

PRIVATE OFFICE

U-Workstation - Option D



Handles




CANOPY

Edge Details




SMOOTH

Finishes



PINNACLE



DESIGNER WHITE

PRIVATE OFFICE

U-Workstation - Option E



U-Workstation

72"W X 96"D

Productive. Smart. Contemporary. Showcase your personality, brand and culture while giving leaders exactly what they need to get the job done in style.

PRIVATE OFFICE

U-Workstation - Option E

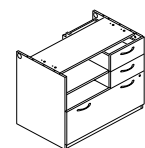
Option A | Option B | Option C | Option D | **Option E** | Option F | Option G



OVERVIEW

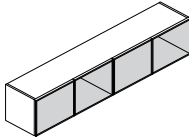
FEATURED COMPONENTS

DETAILS



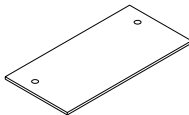
1. Modular Lateral File Pedestal

- Shelf/Box/Box
Lateral File



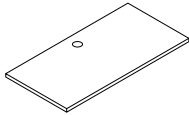
2. Wall-Mount Storage

- Frosted Doors



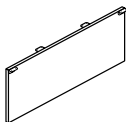
3. Horizontal Grain Worksurface

- 72"W x 30"D
- 72"W x 24"D



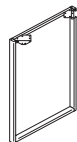
4. Vertical Grain Worksurface

- 42"W x 20"D



5. Modesty Panel

- Mixed Material



6. O-Leg

- Supports

PRIVATE OFFICE

U-Workstation - Option E



OVERVIEW

FEATURED COMPONENTS

DETAILS

Handles



CYLINDER

Edge Details



SMOOTH

Legs



O-LEG SUPPORT

Finishes



PINNACLE

PRIVATE OFFICE

U-Workstation - Option F



OVERVIEW

FEATURED COMPONENTS

DETAILS

U-Workstation

72"W X 96"D

Rich materials. Efficient overhead storage. Room to spread out. When looking to stay organized, Concinnity delivers.

PRIVATE OFFICE

U-Workstation - Option F

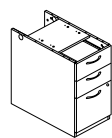
Option A | Option B | Option C | Option D | Option E | **Option F** | Option G



OVERVIEW

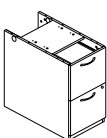
FEATURED COMPONENTS

DETAILS



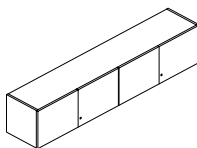
1. Modular Support Pedestal

- Box/Box/File



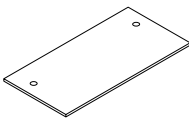
2. Modular Support Pedestal

- File/File



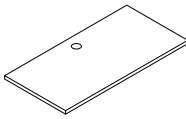
3. Wall-Mount Storage

- Locking Laminate Doors



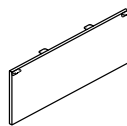
4. Horizontal Grain Worksurface

- 72"W x 30"D
- 72"W x 24"D



5. Vertical Grain Worksurface

- 40"W x 20"D



6. Floating Modesty Panel

- Laminate Finish

PRIVATE OFFICE

U-Workstation - Option F



OVERVIEW

FEATURED COMPONENTS

DETAILS

Handles



LOOP

Edge Details




SMOOTH

Finishes



PINNACLE



DESIGNER WHITE

PRIVATE OFFICE

U-Workstation - Option G

Option A | Option B | Option C | Option D | Option E | Option F | **Option G**



OVERVIEW

FEATURED COMPONENTS

DETAILS

U-Workstation

72"W X 96"D

The cloud is great, but sometimes you need to keep hard copies handy. Double up on your file storage and stay one step ahead of the paperwork.

PRIVATE OFFICE

U-Workstation - Option G

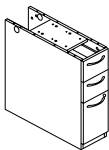
Option A | Option B | Option C | Option D | Option E | Option F | **Option G**



OVERVIEW

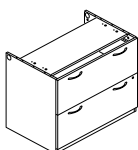
FEATURED COMPONENTS

DETAILS



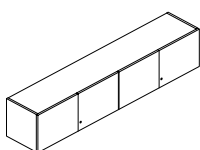
1. Narrow Modular Support Pedestal

- Box/Box/File



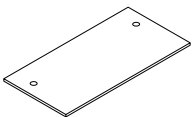
2. Modular Lateral File Pedestal

- Laminate Drawers



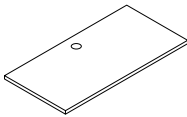
3. Wall-Mount Storage

- Locking Laminate Doors



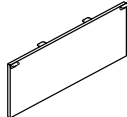
4. Horizontal Grain Worksurface

- 72"W x 30"D
- 72"W x 24"D



5. Vertical Grain Worksurface

- 42"W x 20"D



6. Floating Modesty Panel

- Laminate Finish

PRIVATE OFFICE

U-Workstation - Option G

Option A | Option B | Option C | Option D | Option E | Option F | **Option G**



OVERVIEW FEATURED COMPONENTS **DETAILS**

Handles



CANOPY

Edge Details



SMOOTH

Finishes



PINNACLE



DESIGNER WHITE

PRIVATE OFFICE

Height-Adjustable - Option A

Option A | Option B



OVERVIEW

FEATURED COMPONENTS

DETAILS

Height-Adjustable L-Workstation

79"W X 72"D

Seated or standing height? Why choose? This layout packs everything today's worker needs to stay active and productive.

PRIVATE OFFICE

Height-Adjustable - Option A

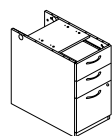
Option A | Option B



OVERVIEW

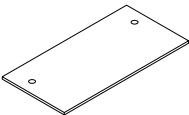
FEATURED COMPONENTS

DETAILS



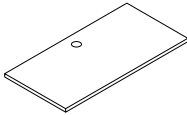
1. Modular Support Pedestal

- Box/Box/File



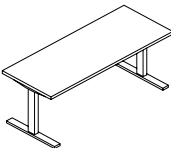
2. Horizontal Grain Worksurface

- 72"W x 30"D



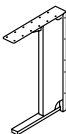
3. Vertical Grain Worksurface

- 48"W x 24"D



4. Height-Adjustable Base

- 2-Stage



5. Metal Leg

- Support

PRIVATE OFFICE

Height-Adjustable - Option A

Option A | Option B



OVERVIEW

FEATURED COMPONENTS

DETAILS

Handles



LOOP

Edge Details



SMOOTH

Finishes



PINNACLE

PRIVATE OFFICE

Height-Adjustable - Option B

Option A | **Option B**



OVERVIEW

FEATURED COMPONENTS

DETAILS

Height-Adjustable L-Workstation

72"W X 91"D

Traditional, say hello to contemporary. Get the style you love with the functionality you need to support well-being throughout the workplace.

PRIVATE OFFICE

Height-Adjustable - Option B

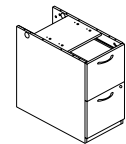
Option A | **Option B**



OVERVIEW

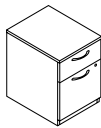
FEATURED COMPONENTS

DETAILS



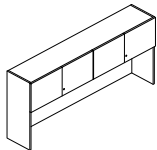
1. Modular Support Pedestal

- File/File



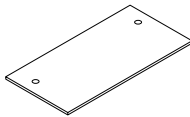
2. Mobile Pedestal

- Box/File



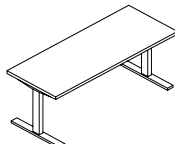
3. Stack-On Storage

- Locking Laminate Doors



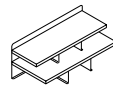
4. Horizontal Grain Worksurface

- 72"W x 30"D
- 48"W x 24"D



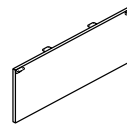
5. Height-Adjustable Base

- 2-Stage



6. Storage Terrace

- Desktop Storage



7. Floating Modesty Panel

- Laminate Finish

PRIVATE OFFICE

Height-Adjustable - Option B

Option A | **Option B**



OVERVIEW

FEATURED COMPONENTS

DETAILS

Handles




LOOP

Edge Details



SMOOTH

Finishes



PINNACLE

PRIVATE OFFICE

Executive Office - Option A

Option A | Option B | Option C



OVERVIEW

FEATURED COMPONENTS

DETAILS

Executive U-Workstation

96"W X 108"D

Express yourself. Concinnity let's you combine multiple laminates for a contemporary look.

PRIVATE OFFICE

Executive Office - Option A

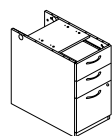
Option A | Option B | Option C



OVERVIEW

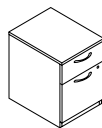
FEATURED COMPONENTS

DETAILS



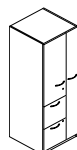
1. Modular Support Pedestal

- Box/Box/File



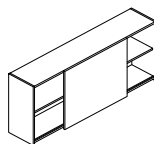
2. Mobile Pedestal

- Box/File



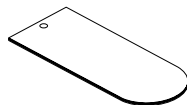
3. Storage Tower & Wardrobe

- Wardrobe Hinged Right
- Cabinet Hinged left



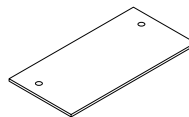
4. Wall-Mount Storage

- Laminate
Sliding Doors



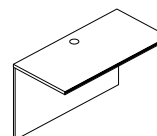
5. Bullet Worksurface

- 78"W x 30"D



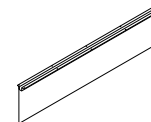
6. Horizontal Grain Worksurface

- 72"W x 24"D



7. Bridge

- 48"W x 24"D



8. Floating Modesty Panel

- Laminate Finish

PRIVATE OFFICE

Executive Office - Option A

Option A | Option B | Option C



OVERVIEW

FEATURED COMPONENTS

DETAILS

Handles



CANOPY

Edge Details



SMOOTH

Legs



L-SHAPED PANEL




ROUND
SUPPORT COLUMN

Finishes



PINNACLE



DESIGNER WHITE

Fabric



INERTIA SURF

PRIVATE OFFICE

Executive Office - Option B

Option A | **Option B** | Option C



OVERVIEW

FEATURED COMPONENTS

DETAILS

Executive U-Workstation Cockpit

108"W X 96"D

Convert a private office into an instant meeting space with peninsula surfaces. Concinnity is ready for the new workday.

PRIVATE OFFICE

Executive Office - Option B

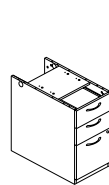
Option A | **Option B** | Option C



OVERVIEW

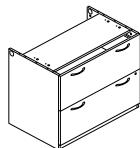
FEATURED COMPONENTS

DETAILS



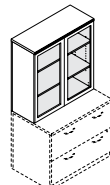
1. Modular Support Pedestal

- Box/Box/File



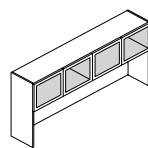
2. Modular Lateral File Pedestal

- Laminate Drawers



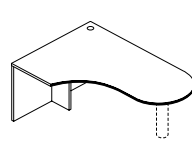
3. Bookcase Hutch

- Frosted Doors



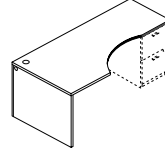
4. Stack-On Storage

- Frosted Doors



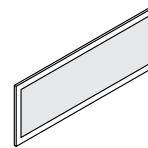
5. Jetty Peninsula

- Left
- Includes End Panel



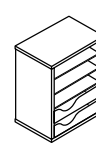
6. Extended Corner Worksurface

- Right
- Includes End Panel



7. Floating Modesty Panel

- Frosted Finish



8. Vertical Paper Manager

- Desktop Storage

PRIVATE OFFICE


Executive Office - Option B

Option A | **Option B** | Option C



OVERVIEW FEATURED COMPONENTS **DETAILS**

Handles



CYLINDER

Edge Details



SMOOTH

Legs




L-SHAPED PANEL



ROUND
SUPPORT COLUMN

Finishes



PINNACLE

PRIVATE OFFICE

Executive Office - Option C

Option A | Option B | **Option C**



OVERVIEW

FEATURED COMPONENTS

DETAILS

Executive U-Workstation Cockpit

114"W X 96"D

You're asked to do everything, so why shouldn't your workstation be asked to keep up. Multi-task with multiple work surfaces. Stay organized with every option imaginable. The perfect work station for today's MVP's.

PRIVATE OFFICE

Executive Office - Option C

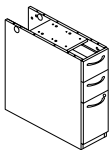
Option A | Option B | **Option C**



OVERVIEW

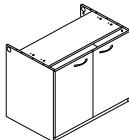
FEATURED COMPONENTS

DETAILS



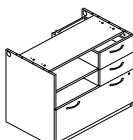
1. Narrow Modular Support Pedestal

- Box/Box/File



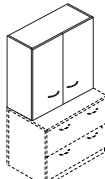
2. Modular Storage Cabinet Pedestal

- Laminate Doors



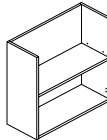
3. Modular Lateral File Pedestal

- Shelf/Box/Box Lateral File



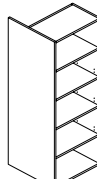
4. Bookcase Hutch

- Laminate Doors



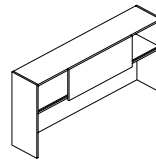
5. Bookcase End Support

- 2-Shelf



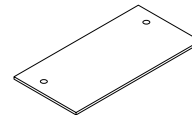
6. Bookcase With Coat Hooks

- 5-Shelf



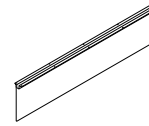
7. Stack-On Storage

- Sliding Doors



8. Horizontal Grain Worksurface

- 72"W x 30"D
- 90"W x 24"D



9. Modesty Panel

- Mixed Material

PRIVATE OFFICE

Executive Office - Option C

Option A | Option B | **Option C**



OVERVIEW FEATURED COMPONENTS **DETAILS**

Handles




CANOPY

Edge Details




SMOOTH

Finishes



PINNACLE



DESIGNER WHITE

Designed Around You

We all have our own way of getting things done. That's why Concinnity is so versatile. Select a layout that matches your work style.



DESK & CREDENZA



L-WORKSTATION



U-WORKSTATION



HEIGHT-ADJUSTABLE
WORKSTATION



COLLABORATIVE



BENCHING



RECEPTION

OPEN OFFICE

Desk & Credenza



OVERVIEW

FEATURED COMPONENTS

DETAILS

Desk & Mobile Pedestals w/ Seat Cushions

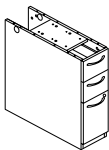
60"W X 92"D

Built-in bookcase. Cushion top storage. Concinnity pulls double duty to maximize your budget.

OPEN OFFICE
Desk & Credenza

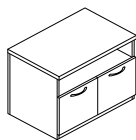


OVERVIEW **FEATURED COMPONENTS** DETAILS



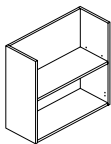
1. Narrow Modular Support Pedestal

- Box/Box/File



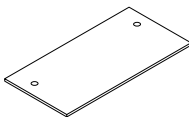
2. Mobile Pedestal w/ Cushions

- Shelf/File/Cabinet
- Qty: 2



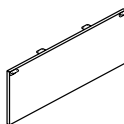
3. Bookcase End Support

- 2-Shelf



4. Horizontal Grain Worksurface

- 60"W x 30"D



5. Floating Modesty Panel

- Laminate Finish

OPEN OFFICE
Desk & Credenza



OVERVIEW

FEATURED COMPONENTS

DETAILS

Handles



LOOP

Edge Details




SMOOTH

Finishes



PINNACLE



DESIGNER WHITE

Fabric



HAMILTON CLOUD

OPEN OFFICE

L-Workstation - Option A

Option A | Option B | Option C | Option D | Option E | Option F | Option G



OVERVIEW FEATURED COMPONENTS DETAILS

Small Footprint L-Workstation

60"W X 60"D

Sleek. Modern. Minimalist. But never boring. Light-scaled desks with modular storage gives you exactly what you need, nothing you don't.

OPEN OFFICE

L-Workstation - Option A

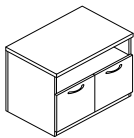
Option A | Option B | Option C | Option D | Option E | Option F | Option G



OVERVIEW

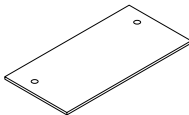
FEATURED COMPONENTS

DETAILS



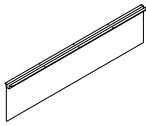
1. Mobile Pedestal

- Shelf/File/Cabinet



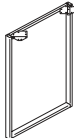
2. Horizontal Grain Worksurface

- 60"W x 30"D



3. Floating Modesty Panel

- Laminate Finish



4. O-Leg

- Supports

OPEN OFFICE

L-Workstation - Option A

Option A | Option B | Option C | Option D | Option E | Option F | Option G



OVERVIEW

FEATURED COMPONENTS

DETAILS

Handles



LOOP

Edge Details



SMOOTH

Legs




O-LEG SUPPORT

Finishes



PINNACLE



DESIGNER WHITE

Fabric



DAPPER CANVAS

OPEN OFFICE

L-Workstation - Option B

Option A | **Option B** | Option C | Option D | Option E | Option F | Option G



OVERVIEW

FEATURED COMPONENTS

DETAILS

Small Footprint L-Workstation

60"W X 60"D

This workstation gives you all the essentials in a modest footprint to make sure you look buttoned up while taking on the workday.

OPEN OFFICE

L-Workstation - Option B

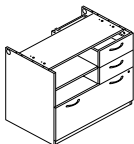
Option A | **Option B** | Option C | Option D | Option E | Option F | Option G



OVERVIEW

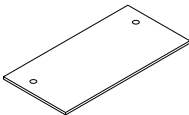
FEATURED COMPONENTS

DETAILS



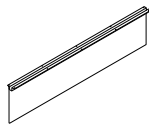
1. Modular Lateral File Pedestal

- Shelf/Box/Box
Lateral File



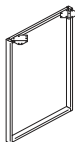
2. Horizontal Grain Worksurface

- 60"W x 30"D
- 30"W x 24"D



3. Floating Modesty Panel

- Laminate Finish



4. O-Leg

- Supports

OPEN OFFICE

L-Workstation - Option B

Option A | **Option B** | Option C | Option D | Option E | Option F | Option G



OVERVIEW

FEATURED COMPONENTS

DETAILS

Handles



CYLINDER

Edge Details



SMOOTH

Legs



O-LEG SUPPORT

Finishes



PINNACLE



DESIGNER WHITE

OPEN OFFICE

L-Workstation - Option C

Option A | Option B | **Option C** | Option D | Option E | Option F | Option G



OVERVIEW

FEATURED COMPONENTS

DETAILS

Small Footprint L-Workstation w/ Layered Surfaces

60"W X 60"D

Simple. Functional. Just what you need. Easy to reach shelves. Lockable drawers and files. Even a floating work surface. This layout offers layers of productivity.

OPEN OFFICE

L-Workstation - Option C

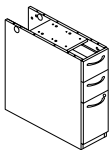
Option A | Option B | **Option C** | Option D | Option E | Option F | Option G



OVERVIEW

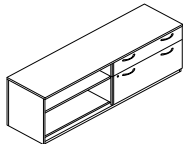
FEATURED COMPONENTS

DETAILS



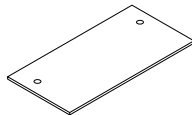
1. Narrow Modular Support Pedestal

- Box/Box/File



2. Low Credenza

- Drawers Right, Bookcase Left



3. Horizontal Grain Worksurface

- 60"W x 30"D

OPEN OFFICE

L-Workstation - Option C

Option A | Option B | **Option C** | Option D | Option E | Option F | Option G



OVERVIEW

FEATURED COMPONENTS

DETAILS

Handles




LOOP

Edge Details



SMOOTH

Finishes



PINNACLE

OPEN OFFICE

L-Workstation - Option D

Option A | Option B | Option C | **Option D** | Option E | Option F | Option G



OVERVIEW

FEATURED COMPONENTS

DETAILS

Small Footprint L-Workstation w/ Layered Surfaces

60"W X 60"D

Clean lines. Floating work surface. Wall-mount storage. This layout let's you work hard and look great doing it.

OPEN OFFICE

L-Workstation - Option D

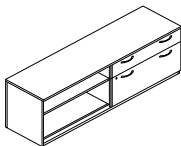
Option A | Option B | Option C | **Option D** | Option E | Option F | Option G



OVERVIEW

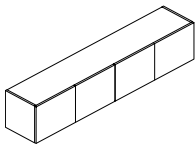
FEATURED COMPONENTS

DETAILS



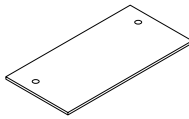
1. Low Credenza

- Drawers Right, Bookcase Left



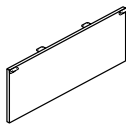
2. Wall-Mount Storage

- Laminate Doors



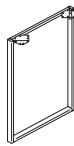
3. Horizontal Grain Worksurface

- 60"W x 24"D



4. Floating Modesty Panel

- Laminate Finish



5. O-Leg

- Supports

OPEN OFFICE

L-Workstation - Option D

Option A | Option B | Option C | **Option D** | Option E | Option F | Option G



OVERVIEW

FEATURED COMPONENTS

DETAILS

Handles



LOOP

Edge Details



SMOOTH

Legs




O-LEG SUPPORT

Finishes



PINNACLE



DESIGNER WHITE

OPEN OFFICE

L-Workstation - Option E

Option A | Option B | Option C | Option D | **Option E** | Option F | Option G



OVERVIEW

FEATURED COMPONENTS

DETAILS

Small Footprint L-Workstation

60"W X 60"D

Corner the market on productivity by doubling your work surface area and taking advantage of usable wall space.

OPEN OFFICE

L-Workstation - Option E

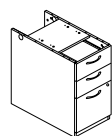
Option A | Option B | Option C | Option D | **Option E** | Option F | Option G



OVERVIEW

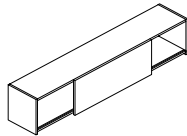
FEATURED COMPONENTS

DETAILS



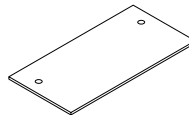
1. Modular Support Pedestal

- Box/Box/File



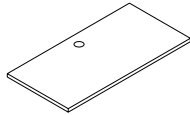
2. Wall-Mount Storage

- Laminate Sliding Doors



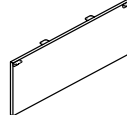
3. Horizontal Grain Worksurface

- 60"W x 24"D



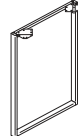
4. Vertical Grain Worksurface

- 42"W x 24"D



5. Floating Modesty Panel

- Laminate Finish



6. O-Leg

- Supports

OPEN OFFICE

L-Workstation - Option E

Option A | Option B | Option C | Option D | **Option E** | Option F | Option G



OVERVIEW

FEATURED COMPONENTS

DETAILS

Handles



LOOP

Edge Details




SMOOTH

Legs




O-LEG SUPPORT

Finishes



PINNACLE



DESIGNER WHITE

OPEN OFFICE

L-Workstation - Option F

Option A | Option B | Option C | Option D | Option E | **Option F** | Option G



OVERVIEW

FEATURED COMPONENTS

DETAILS

Small Footprint L-Workstation

60"W X 60"D

Stack-on the functionality and adapt as needs change over time. It's a win-win decision.

OPEN OFFICE

L-Workstation - Option F

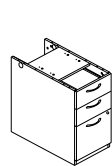
Option A | Option B | Option C | Option D | Option E | **Option F** | Option G



OVERVIEW

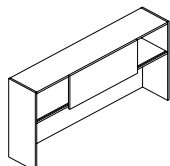
FEATURED COMPONENTS

DETAILS



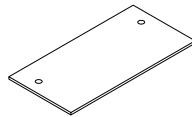
1. Modular Support Pedestal

- Box/Box/File



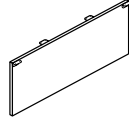
2. Stack-On Storage

- Laminate Sliding Doors



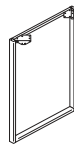
3. Horizontal Grain Worksurface

- 60"W x 30"D
- 30"W x 24"D



4. Floating Modesty Panel

- Laminate Finish



5. O-Leg

- Supports

OPEN OFFICE

L-Workstation - Option F

Option A | Option B | Option C | Option D | Option E | **Option F** | Option G



OVERVIEW

FEATURED COMPONENTS

DETAILS

Handles



CYLINDER

Edge Details




SMOOTH

Legs



O-LEG SUPPORT

Finishes



PINNACLE



DESIGNER WHITE

OPEN OFFICE

L-Workstation - Option G

Option A | Option B | Option C | Option D | Option E | Option F | **Option G**



OVERVIEW

FEATURED COMPONENTS

DETAILS

Small Footprint L-Workstation

72"W X 72"D

The difference is in the details. Rich woodgrains. Mixed materials. Creative styling. Concinnity has it all.

OPEN OFFICE

L-Workstation - Option G

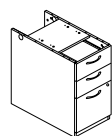
Option A | Option B | Option C | Option D | Option E | Option F | **Option G**



OVERVIEW

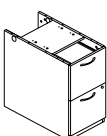
FEATURED COMPONENTS

DETAILS



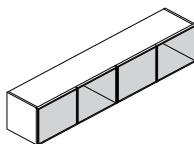
1. Modular Support Pedestal

- Box/Box/File



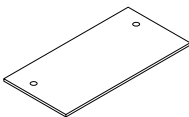
2. Modular Support Pedestal

- File/File



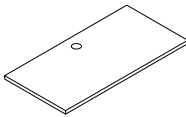
3. Wall-Mount Storage

- Frosted Doors



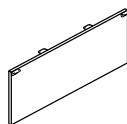
4. Horizontal Grain Worksurface

- 72"W x 30"D



5. Vertical Grain Worksurface

- 42"W x 24"D



6. Floating Modesty Panel

- Mixed Material

OPEN OFFICE

L-Workstation - Option G

Option A | Option B | Option C | Option D | Option E | Option F | **Option G**



OVERVIEW

FEATURED COMPONENTS

DETAILS

Handles




CANOPY

Edge Details



SMOOTH

Finishes



PINNACLE

OPEN OFFICE

U-Workstation - Option A

Option A | Option B



OVERVIEW

FEATURED COMPONENTS

DETAILS

Small Footprint U-Workstation w/ Layered Surfaces

60"W X 96"D

Clean lines. Floating surface. Easy-to access storage. Then we added cushion tops so your guests will love it as much as you do.

OPEN OFFICE

U-Workstation - Option A

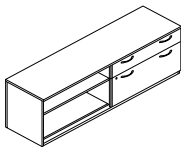
Option A | Option B



OVERVIEW

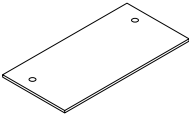
FEATURED COMPONENTS

DETAILS



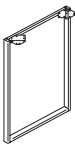
1. Low Credenza

- Drawers Right,
Bookcase Left



2. Horizontal Grain Worksurface

- 60"W x 30"D
- 60"W x 24"D



3. O-Leg

- Supports

OPEN OFFICE

U-Workstation - Option A

Option A | Option B




OVERVIEW

FEATURED COMPONENTS

DETAILS

Handles



CYLINDER

Edge Details



SMOOTH

Legs



O-LEG SUPPORT

Finishes



PINNACLE

Fabric



INERTIA SURF

OPEN OFFICE

U-Workstation - Option B

Option A | **Option B**



OVERVIEW

FEATURED COMPONENTS

DETAILS

U-Workstation

102"W X 72"D

Surround yourself in efficiency. Room to move. Spaces to store. Cable management to simplify. This U-Shape is totally you.

OPEN OFFICE

U-Workstation - Option B

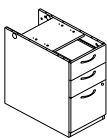
Option A | **Option B**



OVERVIEW

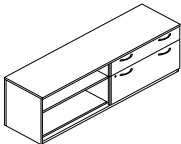
FEATURED COMPONENTS

DETAILS



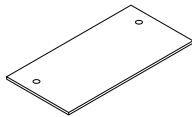
1. Modular Pedestal

- Box/Box/File



2. Low Credenza

- Drawers Right,
Bookcase Left



2. Horizontal Grain Worksurface

- 72"W x 36"D
- 72"W x 24"D

OPEN OFFICE

U-Workstation - Option B

Option A | **Option B**



OVERVIEW

FEATURED COMPONENTS

DETAILS

Handles



LOOP

Edge Details



SMOOTH

Finishes



PINNACLE

Fabric



CENTURION JADE

OPEN OFFICE

Height-Adjustable - Option A

Option A | Option B



OVERVIEW

FEATURED COMPONENTS

DETAILS

Height-Adjustable L-Workstation

79"W X 72"D

Seated or standing height? Why choose? This layout packs everything today's worker needs to stay active and productive.

OPEN OFFICE

Height-Adjustable - Option A

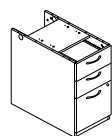
Option A | Option B



OVERVIEW

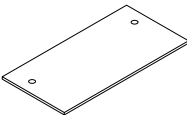
FEATURED COMPONENTS

DETAILS



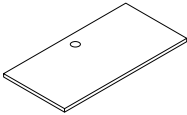
1. Modular Support Pedestal

- Box/Box/File



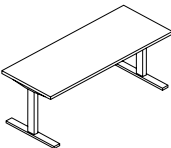
2. Horizontal Grain Worksurface

- 72"W x 30"D



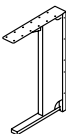
3. Vertical Grain Worksurface

- 48"W x 24"D



4. Height-Adjustable Base

- 2-Stage



5. Metal Leg

- Support

OPEN OFFICE

Height-Adjustable - Option A

Option A | Option B



OVERVIEW

FEATURED COMPONENTS

DETAILS

Handles




LOOP

Edge Details



SMOOTH

Finishes



PINNACLE

OPEN OFFICE

Height-Adjustable - Option B

Option A | **Option B**



OVERVIEW

FEATURED COMPONENTS

DETAILS

Height-Adjustable L-Workstation

72"W X 91"D

Traditional, say hello to contemporary. Get the style you love with the functionality you need to support well-being throughout the workplace.

OPEN OFFICE

Height-Adjustable - Option B

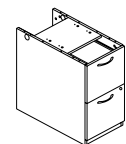
Option A | **Option B**



OVERVIEW

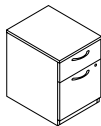
FEATURED COMPONENTS

DETAILS



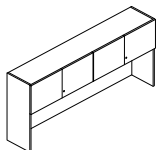
1. Modular Support Pedestal

- File/File



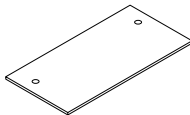
2. Mobile Pedestal

- Box/File



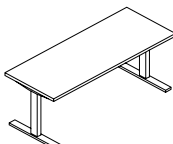
3. Stack-On Storage

- Locking Laminate Doors



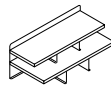
4. Horizontal Grain Workspace

- 72"W x 30"D
- 48"W x 24"D



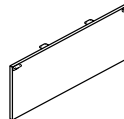
5. Height-Adjustable Base

- 2-Stage



6. Storage Terrace

- Desktop Storage



7. Floating Modesty Panel

- Laminate Finish

OPEN OFFICE

Height-Adjustable - Option B

Option A | **Option B**



OVERVIEW

FEATURED COMPONENTS

DETAILS

Handles




LOOP

Edge Details



SMOOTH

Finishes



PINNACLE

OPEN OFFICE

Collaborative - Option A

Option A | Option B | Option C | Option D



OVERVIEW

FEATURED COMPONENTS

DETAILS

Teaming Workstation

120"W X 60"D

Share ideas and maximize space. Great things do come in pairs.

OPEN OFFICE

Collaborative - Option A

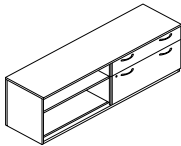
Option A | Option B | Option C | Option D



OVERVIEW

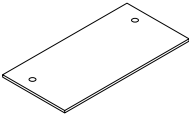
FEATURED COMPONENTS

DETAILS



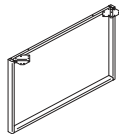
1. Low Credenza
w/ Cushions

- Qty: 2



2. Horizontal Grain
Worksurface

- 60"W x 30"D
- Qty: 2



3. Double Depth
O-Leg

- Supports

OPEN OFFICE

Collaborative - Option A

Option A | Option B | Option C | Option D



OVERVIEW

FEATURED COMPONENTS

DETAILS

Handles



LOOP

Edge Details



SMOOTH

Legs



O-LEG SUPPORT

Finishes



PINNACLE

Fabric



CENTURION RUBY

OPEN OFFICE

Collaborative - Option B

Option A | **Option B** | Option C | Option D



OVERVIEW

FEATURED COMPONENTS

DETAILS

Standing-Height Teaming Workstation

120"W X 60"D

Sit. Stand. And ample storage for everything you can imagine. This is one progressive workstation.

OPEN OFFICE

Collaborative - Option B

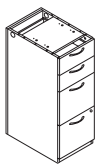
Option A | **Option B** | Option C | Option D



OVERVIEW

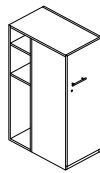
FEATURED COMPONENTS

DETAILS



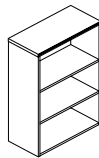
1. Modular Support Pedestal

- Box/Box/File/File
- Qty: 2



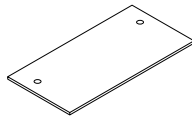
2. Wardrobe / Storage Cabinet

- Qty: 2



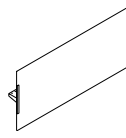
3. Bookcase

- 3-Shelf
- Qty: 2



4. Horizontal Grain Workspace

- 60"W x 30"D
- Qty: 2



5. Above & Below Privacy Screens

- Frosted Finish

OPEN OFFICE

Collaborative - Option B

Option A | **Option B** | Option C | Option D



OVERVIEW

FEATURED COMPONENTS

DETAILS

Handles




CYLINDER

Edge Details



SMOOTH

Finishes



PINNACLE

OPEN OFFICE

Collaborative - Option C

Option A | Option B | **Option C** | Option D



OVERVIEW

FEATURED COMPONENTS

DETAILS

Standing-Height Teaming Workstation

144"W X 72"D

Super smart. Super creative. Work-wall storage takes efficiency up a notch.

OPEN OFFICE

Collaborative - Option C

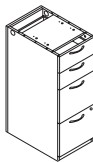
Option A | Option B | **Option C** | Option D



OVERVIEW

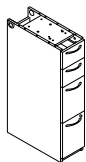
FEATURED COMPONENTS

DETAILS



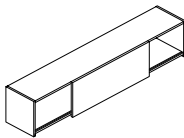
1. Modular Support Pedestal

- Box/Box/File/File
- Qty: 2



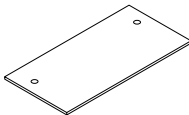
2. Narrow Modular Support Pedestal

- Box/Box/File/File
- Qty: 2



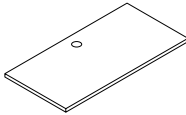
3. Wall-Mount Storage

- Laminate Sliding Doors
- Qty: 2



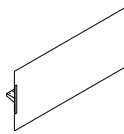
4. Horizontal Grain Worksurface

- 72"W x 24"D (Qty: 2)



5. Vertical Grain Worksurface

- 48"W x 24"D (Qty: 2)



6. Above Privacy Screens

- Frosted Finish

OPEN OFFICE

Collaborative - Option C

Option A | Option B | **Option C** | Option D



OVERVIEW

FEATURED COMPONENTS

DETAILS

Handles



LOOP

Edge Details



SMOOTH

Legs



L-SHAPED PANEL

Finishes



PINNACLE

OPEN OFFICE

Collaborative - Option D

Option A | Option B | Option C | **Option D**



OVERVIEW

FEATURED COMPONENTS

DETAILS

Standing-Height Teaming Workstation

174"W X 60"D

Me time. We time. This layout balances privacy when you're cranking and invites interaction when you're stuck.

OPEN OFFICE

Collaborative - Option D

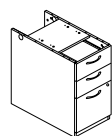
Option A | Option B | Option C | **Option D**



OVERVIEW

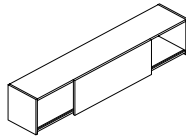
FEATURED COMPONENTS

DETAILS



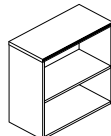
1. Modular Support Pedestal

- Box/Box/File
- Qty: 2



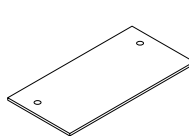
2. Wall-Mount Storage

- Laminate Sliding Doors
- Qty: 2



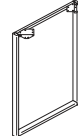
3. Adjustable-Shelf Bookcase

- 2-Shelf



4. Horizontal Grain Worksurface

- 72"W x 24"D (Qty: 2)
- 60"W x 24"D (Qty: 1)



5. O-Leg

- Supports

OPEN OFFICE

Collaborative - Option D

Option A | Option B | Option C | **Option D**



OVERVIEW

FEATURED COMPONENTS

DETAILS

Handles



CANOPY

Edge Details



SMOOTH

Legs




O-LEG SUPPORT

Finishes



PINNACLE



DESIGNER WHITE

OPEN OFFICE

Benching - Option A

Option A | Option B | Option C



OVERVIEW

FEATURED COMPONENTS

DETAILS

Open Plan Benching

216"W X 120"D

People are working everywhere these days. When they need a comfortable space to call home, this layout is ready and waiting.

OPEN OFFICE

Benching - Option A

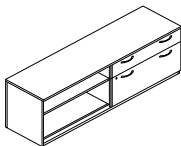
Option A | Option B | Option C



OVERVIEW

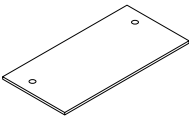
FEATURED COMPONENTS

DETAILS



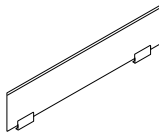
1. Low Credenza w/ Cushions

- Qty: 6



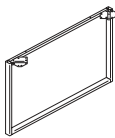
2. Horizontal Grain Worksurface

- 72"W x 24"D
- Qty: 6



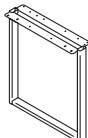
3. Above Privacy Screen

- Frosted Finish
- Qty: 3



4. Double Depth O-Leg

- Supports
- Qty: 2



5. Shared O-Leg

- Supports
- Qty: 4

OPEN OFFICE

Benching - Option A

Option A | Option B | Option C



OVERVIEW

FEATURED COMPONENTS

DETAILS

Handles



LOOP

Edge Details



SMOOTH

Legs




O-LEG SUPPORT

Finishes



PINNACLE

Fabric



CENTURION RUBY

OPEN OFFICE

Benching - Option B

Option A | **Option B** | Option C



OVERVIEW

FEATURED COMPONENTS

DETAILS

Open Plan Benching w/ Storage

288"W X 72"D

It's a digital age, but you still have plenty to store. This layout let's you keep everything in it's place, while maintaining ample room to spread out.

OPEN OFFICE

Benching - Option B

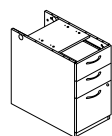
Option A | **Option B** | Option C



OVERVIEW

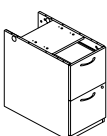
FEATURED COMPONENTS

DETAILS



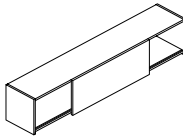
1. Modular Support Pedestal

- Box/Box/File
- Qty: 4



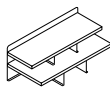
2. Modular Support Pedestal

- File/File
- Qty: 4



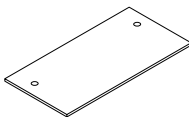
3. Wall-Mount Storage

- Laminate Sliding Doors
- Qty: 4



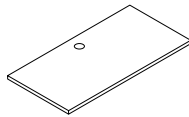
4. Storage Terrace

- Desktop Storage
- Qty: 4



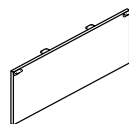
5. Horizontal Grain Worksurface

- 72"W x 24"D (Qty: 4)



6. Vertical Grain Worksurface

- 48"W x 24"D (Qty: 4)



7. Floating Modesty Panel

- Laminate Finish
- Qty: 4

OPEN OFFICE

Benching - Option B

Option A | **Option B** | Option C



OVERVIEW

FEATURED COMPONENTS

DETAILS

Handles



LOOP

Edge Details



SMOOTH

Legs



L-SHAPED PANEL

Finishes



PINNACLE

OPEN OFFICE

Benching - Option C

Option A | Option B | **Option C**



OVERVIEW

FEATURED COMPONENTS

DETAILS

Open Plan Benching

252"W X 60"D

Work-life balance. Keep work items in arms reach. And that gym bag hidden until that much needed lunch hour.

OPEN OFFICE

Benching - Option C

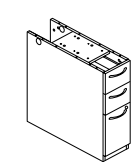
Option A | Option B | **Option C**



OVERVIEW

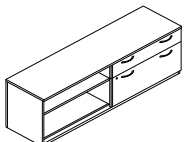
FEATURED COMPONENTS

DETAILS



1. Narrow Modular Support Pedestal

- Box/Box/File
- Qty: 3



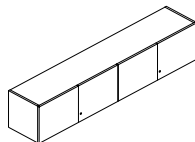
2. Low Credenza

- Qty: 3



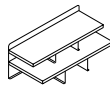
3. Storage Tower & Wardrobe

- Wardrobe Hinged Left
- Cabinet Hinged Right
- Qty: 3



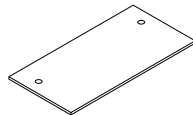
4. Wall-Mount Storage

- Laminate Locking Doors
- Qty: 3



5. Storage Terrace

- Desktop Storage
- Qty: 3



6. Horizontal Grain Worksurface

- 60"W x 24"D
- Qty: 3

OPEN OFFICE

Benching - Option C

Option A | Option B | **Option C**




OVERVIEW

FEATURED COMPONENTS

DETAILS

Handles




CYLINDER

Edge Details



SMOOTH

Finishes



PINNACLE

OPEN OFFICE
Reception



OVERVIEW FEATURED COMPONENTS DETAILS

Welcoming Desk

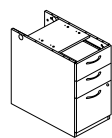
76"W X 82"D

You never get a second chance to make a first impression. Welcome guests in style while supporting the functional needs of today's administrators.

OPEN OFFICE
Reception

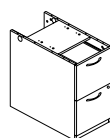


OVERVIEW **FEATURED COMPONENTS** DETAILS



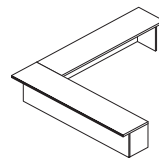
1. Modular Support Pedestal

- Box/Box/File
- Qty: 4



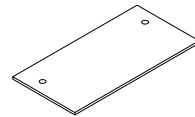
2. Modular Support Pedestal

- File/File
- Qty: 4



3. Transaction Counter

- L-Reception Station
- For Desk & Return



4. Horizontal Grain Worksurface


- 72"W x 24"D
- 48"W x 24"D

OPEN OFFICE
Reception



OVERVIEW FEATURED COMPONENTS **DETAILS**

Handles



CYLINDER

Edge Details




SMOOTH

Finishes



PINNACLE



DESIGNER WHITE