

HON

2020 LIST PRICER



SEATING

EFFECTIVE JANUARY, 2020
Supersedes HON List Pricer
Dated June 2019

TABLE OF CONTENTS

By Series Name

BY SERIES NAME

Accommodate®	30-36
Adjustable Task/Lab Stools	37
Assemble™	38
Boda™	39-40
Cambia™ 2160 Series	41-43
Ceres®	44-49
Charge™	50
Circulate™	51
Client™	52
ComforTask® 5900 Series	53-57
Convergence®	58-62
Corral™	63
Contemporary Occasional Tables	64
Crio	65
Define™	66
Endorse® Collection	67-76
Entire™	77
Exposure™	78
Flock®	79-113
Gateway™	114-117
Grove®	118-130
GuestStacker® 4030 Series	131-132
Ignition®	133-156
Instigate™	157
Invitation® 2110 Series	158-161
Invitation® Lounge	162-164
Lota®	165-170
Matter™	171-172
Merit™	173-174
Motivate® Chairs	175-194
Network™	195
Neutralize™	196-197
Nucleus®	198-203
High-Density Olson Stacker® 4040 Series	204-205
Pagoda®	206-213
Park Avenue Collection® 5000 Series	214-216
Park Avenue Collection® 5020 Series	217-219
Perch™	220
Perpetual® Nesting Chairs	221-223
Pillow-Soft® 2090 Series	224-226
Pillow-Soft® 2190 Series	227-229
Prominent™	230-231
Quotient®	232-235
Ryder™	236-237
Scatter™	238
Skip	239-240
SmartLink®	241-247

Solutions Seating® 4000 Series	248-250
Solve®	251-262
Soothe®	263-272
Tilt™	273
TopFlight™	274
Torch™	275
Traction™	276
Validate™	277
ValuTask®	278
Versant® Tandem	279-285
Volt®	286-293
Wave™	294
Executive Chairs	295-297
Guest Chairs	298
Mesh Chairs	299
Nesting Chairs	300
Task Chairs	301
Collaborative Chairs	302
Workplace Tools	303-304

BY APPLICATION

EXECUTIVE AND CONFERENCE

Ceres®	48
Charge™	50
Client™	52
Crio	65
Define™	66
Endorse®	71, 74
Entire™	77
Executive Chairs	295-297
Exposure™	78
Ignition®	140-141
Merit™	174
Nucleus®	202
Park Avenue Collection®	216, 219
Pillow-Soft®	226, 229
Ryder™	237
Solutions Seating®	250
TopFlight™	274
Traction™	276
Validate™	277
Wave™	294

TASK CHAIRS

Boda™	40
Ceres®	48
ComforTask®	56
Convergence®	61-62

Crio	65
Endorse®	72-74
Entire™	77
Exposure™	78
Gateway™	116-117
Ignition®	138-139, 141, 145-150
Lota®	168-169
Mesh Chairs	299
Motivate®	178
Network™	195
Neutralize™	197
Nucleus®	202
Park Avenue Collection®	216, 219
Pillow-Soft®	226, 229
Prominent™	230-231
Quotient®	235
SmartLink®	247
Solutions Seating®	250
Solve®	255, 257, 259, 261
Task Chairs	301
Tilt™	273
Torch™	275
ValuTask®	278
Volt®	288-289, 292-293
Wave™	294

GUEST CHAIRS

Accommodate®	33, 35
Cambia™	43
Ceres®	49
Charge™	50
Client™	52
Flock®	96, 98
Guest Chairs	298
Ignition®	153-155
Instigate™	157
Invitation®	160
Lota®	170
Nucleus®	203
Pagoda®	209-212
Park Avenue Collection®	219
Pillow-Soft®	226, 229
Scatter™	238
Solutions Seating®	250
Soothe®	267-268
TopFlight™	274
Traction™	276
Validate™	277
Versant® Tandem	285

- All illustrations and specifications in this publication are based on the latest product information available at the time of print. For the most recent version, please go to <https://www.hon.com/pricer>.
- Software support packages furnished to the customer, either by The HON Company or by another source, which support the sale of HON products are superseded by printed price lists.
- All dimensions shown in this publication are nominal.
- Pricing is subject to change without notice.

- All orders are subject to prices in effect at the time of order.
- Ordering information appears at the beginning of a section complete with examples on how to specify. These specifying information pages are referenced at the bottom center of product pages.
- HON Full Lifetime Warranty applies unless otherwise noted.
- HON nationwide customer service:
Phone: (800) 833-3964.

TABLE OF CONTENTS

By Series Name

BY APPLICATION

STACKING AND NESTING CHAIRS

Assemble™	38
Ceres®	49
GuestStacker®	132
Ignition®	154-155
Lota®	170
Mesh Nesting Chairs	300
Motivate®	180, 184, 188
Nucleus®	203
High-Density Olson Stacker®	205
Pagoda®	209-212
Perpetual®	223
SmartLink®	244-246

COLLABORATIVE AND PUBLIC SPACES

Accommodate®	33-36
Circulate™	51
Collaborative Chairs	302
Corral™	63
Flock®	83-92, 96-99, 102-103
Grove®	122-124, 126-129
Ignition®	153
Invitation® Lounge	164
Skip	240
Soothe®	267-270
Versant® Tandem	283, 285

STOOLS AND MULTI-PURPOSE

Accommodate®	33-36
Adjustable Task/Lab	37
Ceres®	49
ComforTask®	57
Endorse®	75
Flock®	96, 98
Ignition®	141, 145, 147, 154, 156
Instigate™	157
Lota®	170
Matter™	172
Motivate®	178, 184-185, 188, 191, 194
Nucleus®	203
Pagoda®	213
Perch™	220
Perpetual®	223
Prominent™	230-231
Quotient®	235
SmartLink®	247
Solve®	256, 258, 260
Torch™	275
ValuTask®	278
Volt®	288-289, 292-293

ACTIVE

Perch™	220
Tilt™	273
Workplace Tools	303-304

BIG AND TALL

Crio	65
Endorse®	74
Ignition®	141
Wave™	294

BARIATRIC

Accommodate®	34, 36
Ignition®	153
Soothe®	267, 269
Versant® Tandem	285

COORDINATING TABLES

Contemporary Occasional Tables	64
Flock®	107-112
Invitation®	161
Soothe®	271
Versant® Tandem	284

WORKPLACE TOOLS

Workplace Tools	303-304
-----------------	---------

- All illustrations and specifications in this publication are based on the latest product information available at the time of print. For the most recent version, please go to hon.com/tools-ideas/resources/pricer.
- Software support packages furnished to the customer, either by The HON Company or by another source, which support the sale of HON products are superseded by printed price lists.
- All dimensions shown in this publication are nominal.
- Pricing is subject to change without notice.

- All orders are subject to prices in effect at the time of order.
- Ordering information appears at the beginning of a section complete with examples on how to specify. These specifying information pages are referenced at the bottom center of product pages.
- HON Full Lifetime Warranty applies unless otherwise noted.
- HON nationwide customer service:
Phone: (800) 833-3964.

ADDITIONS

NEW ADDITIONS: PRODUCTS

Seating	Effective Date
Flock® Models: HFCL2, HFCL2DF, HFLSC2, HFLSC2DF	October 23, 2019
Flock® Models: HFLB2, HFLB3, HTSSRD	November 5, 2019
Ignition® 2.0 Models: HIWMU, HIWMUKD	June 28, 2019
Ignition® 2.0 Models: HITLRAKD, HIWMRAKD, HIWMUL, HIWMULKD	August 27, 2019
Matter™ Models: HVL232, HVL238	January 1, 2020
Merit™ Model: HME3	January 1, 2020
Neutralize™ Model: HVL791	January 1, 2020
Ryder™ Model: HVL149	January 1, 2020

DISCONTINUATIONS

Seating	Effective Date	Fabrics and Finishes	Effective Date
Assemble™ Models: HBMPT6024P, HBMPT60MOD, HBMPT7224P, HBMPT72MOD	December 31, 2019	Seating Fabric ASF90 (HVLPERCH)	June 30, 2020
Flock® Models: HFCL1, HFCL1DF, HFLCO1T, HFLCO1TDF, HFLYO1T, HFLYO1TDF	December 31, 2019	ASF42 (HVLPERCH)	December 31, 2019
HVL Models Models: HVL601.VA19 & HVL601.VA62 only	December 31, 2019	ASF82 (HVLPERCH)	December 31, 2019
Pagoda® Model: HUCART	2018	GA42 (H5701)	June 30, 2020
Pillow-Soft® Model: H2095.H.PWST90.T only	December 31, 2019	Denver Leather	December 31, 2019
Prominent™ Model: HVL530	June 30, 2020	Black SS11	
Purpose® Models: HR1P, HR1S, HR1W, HR5P, HR5S, HR5W, HRAAP, HRFAP	June 30, 2019	Select Models Only: Endorse® Models HLTM, HLTMFC, HLTSM, HLTSMFC, HLWMBT, HLWMBTFC	
Riley™ Models: HWGN1, HWGN1B, HWGN5, HWGN5B	December 31, 2019	Flock® HFSS7	
Volt® Model: H5711.GA90.T only	December 31, 2019	Ignition® Models HIB50, HIB50FC, HITL1, HITL1FC, HITL2, HITL2FC, HITL3, HITL3FC, HITS5, HITS5FC, HIWM8, HIWM8FC	
Workplace Tools Models: H1706, H2107, H2516, H5210, H5220, HCPU	June 30, 2020	Motivate® HMG2, HMG4, HMG7, HMGT2, HMN2, HMN2FC, HMNT2, HMNT2FC, HMS2, HMT1, HMT1FC, HMT5, HMT5FC	
		Nucleus® HN6, HN6FC	
		Inertia	June 1, 2019
		Bronze NR28	
		Clover NR74	
		Mulberry NR60	
		Tectonic	December 31, 2019
		Black NT10	
		Charcoal NT19	
		Chive NT78	
		Mariner NT90	
		Periwinkle NT85	
		Taupe NT26	
		Wine NT69	

HON FULL LIFETIME WARRANTY INFORMATION



FULL LIFETIME WARRANTY

YOUR HON FULL LIFETIME WARRANTY

Every time you purchase a HON product, you're making an investment in your future. We're proud to play a part in that future, and you can trust us to do our best for as long as you need us.

The HON Full Lifetime Warranty is our assurance to you that the HON desks, workstations, seating, tables, or storage you purchase will be free from defective material or workmanship for the life of the product.

In the unlikely event that any HON product or component covered by the HON Full Lifetime Warranty should fail under normal workplace use as a result of defective material or workmanship, HON shall repair or replace with comparable product (at HON's discretion), free of charge.

WHAT'S COVERED BY THE HON FULL LIFETIME WARRANTY?

Your HON Full Lifetime Warranty applies to product manufactured after January 1, 2011. All HON product lines, materials, and components are covered by the HON Full Lifetime Warranty except for the items described below.

The specific product lines, materials, and components listed below are covered under HON's Full 12-Year, Full 10-Year, and Full 5-Year Warranties (from date of purchase).

HON'S FULL 12-YEAR WARRANTY

- Electrical components (LED task lights, lamps and ballasts are not covered)
- 4-Way Stretch Mesh
- Seating controls
- Pneumatic Cylinders
- Wood Seating
- Accessories
- Laminate Surfaces
- Veneer Surfaces

HON'S FULL 10-YEAR WARRANTY

- Soothe® Patient Recliner Mechanism

HON'S FULL 7-YEAR WARRANTY

- Coordinate™ Height Adjustable Bases

HON'S FULL 5-YEAR WARRANTY

- All LED task lights
- Panel and seating textiles
- Electric Height Adjustable Bases (Including Memory Control)
- Coordinate™ Desktop Sit-to-Stand Risers
- Soothe® Patient Recliner Central Lock Mechanism
- Soothe® Patient Recliner Pivoting Arm
- Between™ Multi-Purpose Table
- Acoustic Solutions by Unika Vaev

These warranties apply to HON products sold within the United States of America, U.S. Territories, and Canada, as well as U.S. Military and Federal Agency purchases (regardless of location).

IS ANYTHING NOT COVERED?

There are a few exclusions to the HON Full Lifetime Warranty and to the 12-, 10-, and 5-year warranties. These exclusions are:

- All HON products that are covered under a separate 5-year warranty.
- Color-fastness or matching of colors, woodgrains, or textures occurring in wood, leather, or other materials that naturally exhibit inherent color variations.
- Customer's own materials (COM) selected by and used at the request of the user.
- Modifications or attachments to the product that are not approved by The HON Company and product failures resulting from such modifications or attachments.
- Product normal wear and tear, which are to be expected over the course of ownership.
- Products that were not installed, used, or maintained in accordance with product instructions and warnings.
- Products used for rental purposes.
- Damage caused by cleaning chemicals.
- Dye transfer caused by external contaminants (including clothing and accessory dyes such as those used on denim jeans) may migrate to lighter colors. This phenomenon is increased by humidity and temperature and is irreversible.
- Fabric pattern match seat to back or chair to chair. If pattern match is needed, please submit a Tailored Solutions request or contact HON Customer Support/Tailored Solutions with questions.

WARRANTY REQUESTS OR QUESTIONS?

Your HON Dealer is our mutual partner in supporting your warranty requests. To obtain service under this warranty, please contact your HON dealer. If you are not sure who your dealer is, please call HON Customer Support at 800.833.3964.

THAT'S YOUR HON FULL LIFETIME WARRANTY AS AN OWNER OF HON PRODUCT, THE WARRANTY EXPLAINED HERE IS YOUR SOLE AND EXCLUSIVE REMEDY. THERE ARE SOME EXCEPTIONS IF YOU PURCHASED THE PRODUCT FOR HOME OR PERSONAL USE WHICH ARE EXPLAINED BELOW. TO THE EXTENT ALLOWED BY LAW, THE HON COMPANY MAKES NO OTHER WARRANTY, EITHER EXPRESS OR IMPLIED, INCLUDING ANY WARRANTY OF MERCHANTABILITY OR FITNESS FOR A PARTICULAR PURPOSE. THE HON COMPANY WILL NOT BE LIABLE FOR ANY CONSEQUENTIAL OR INCIDENTAL DAMAGES.

A WORD ABOUT PURCHASES FOR HOME OR PERSONAL USE

Please note, this section only applies if you purchased your HON product for your home or for your own personal or family use. HON's warranties give you specific legal rights and you may have other rights, which vary from state to state. As a consumer purchaser, the complete exclusion of implied warranties noted in the above paragraph does not apply to you, however, to the extent allowed by applicable state law, the implied warranties are limited to the applicable term of the warranty. Some states do not allow the exclusion or limitation of incidental or consequential damages, so the above exclusion or limitation may not apply to you.

HON LIMITED 5-YEAR WARRANTY INFORMATION



LIMITED 5-YEAR WARRANTY

The HON Company promises to repair or replace HON products or components covered under this warranty that are found to be defective in material or workmanship within five (5) years from the date of original purchase so long as you, the original purchaser, still owns it. This is your sole and exclusive remedy. This warranty is subject to the provisions below. It applies to the products listed here manufactured after January 1, 2018.

LIMITATIONS:

- Upholstery on chairs is warranted for two years from date of purchase.
- Damage caused by the carrier in-transit is handled under separate terms.

EXCLUSIONS:

This warranty does not apply and no other warranty applies to:

- Normal wear and tear, which are to be expected over the course of ownership.
- Modifications or attachments to the product that are not approved by The HON Company.
- Products that were not installed, used or maintained in accordance with product instructions and warnings.
- Products used for rental purposes.

SEATING USAGE

Normal commercial use for seating is identified as the equivalent of a single shift, forty-(40) hour workweek. To the extent that a seating product is used in a manner exceeding this, the applicable warranty period will be reduced in a pro-rata manner.

A WORD ABOUT COLOR VARIATIONS, FABRICS AND FINISHES:

The HON Company does not warrant the color-fastness or matching of colors, grains or textures of covering materials.

CUSTOMER'S OWN MATERIAL (COM)

Not available on HON products covered under the HON 5-year warranty.

TO THE EXTENT ALLOWED BY LAW, THE HON COMPANY MAKES NO OTHER WARRANTY, EITHER EXPRESS OR IMPLIED, INCLUDING ANY WARRANTY OF MERCHANTABILITY OR FITNESS FOR A PARTICULAR PURPOSE. THE HON COMPANY WILL NOT BE LIABLE FOR ANY CONSEQUENTIAL OR INCIDENTAL DAMAGES.

NOTICE TO PURCHASERS FOR HOME OR PERSONAL USE:

Federal law does not permit the exclusion of certain implied warranties for consumer products. Therefore, if you are purchasing this product for home or personal use, the exclusion of implied warranties noted in the above paragraph does not apply to you. Some states do not allow the exclusion or limitation of incidental or consequential damages, so the above limitation or exclusion may not apply to you. This warranty gives you specific legal rights, and you may also have other rights which vary from state to state.

This warranty applies only to products sold within the United States of America and the Commonwealth of Canada.

TO OBTAIN SERVICE UNDER THIS WARRANTY:

Your HON® Dealer is our mutual partner in supporting your warranty requests. By following the procedures outlined below, you can be assured of the best level of service. Please note: Consent of The HON Company must be obtained before any warranty work is performed. To obtain consent, please take the following steps:

1. Contact the Dealer from whom the product was purchased within 30 days of discovery of the defect. Be prepared to affirm that you are the original purchaser of the product and to provide the serial number(s) from the product in question.
2. Your Dealer will gather all pertinent information regarding the claim, inspect the product and contact a HON Company customer service representative. (Please allow a reasonable amount of time for inspection and review.)
3. If The HON Company affirms that the product in question is eligible under the conditions of the warranty as stated above, the customer service representative or another representative of the Company will determine whether to provide replacement parts, authorize repairs or replace the product.

ORDERING

Electronic ordering is the standard order process for HON. HON supports the following primary methods for the electronic transmission of orders and order related documents:

Electronic Ordering

Available in the HONReady portal at honready.hon.com. There are multiple options available for processing orders electronically.

Integration with the standard Office Furniture business systems or other pre-approved proprietary software packages.

SIF file upload using fully optioned SIF files into the electronic ordering applications.

Manual entry of line items into the electronic ordering application.

EDI-System to System Integration

With standard Office Product systems or other pre-approved proprietary software systems.

Training, technical set-up and support is available through our Dealer Operations Team at honready@honcompany.com.

ORDER REQUIREMENTS

- Customer must provide complete and correct information, including complete model number, finishes, colors, options, and quantity.
- If a bid quotation or other special pricing applies, such information must be clearly stated on the order with applicable bid number or contract number.
- Order Management contact name and phone number.
- Delivery Appointment contact name and phone number at the dealership or installation company. HON does not accept orders with end user appointment contacts.
- Dealer Sales Representative, primary or multiple DSRs.
- “Best Date Available” for the entire order is standard service for HON. If eligible, other Date Requests may be requested and must be submitted with the order. Other Date Requests are subject to review by HON prior to acceptance:
 - “Ship After” requests are eligible on all order sizes
 - “Deliver On” requests are eligible for full truckload orders
- Additional services outside of HON’s standard services may be available through HON’s ‘Enhanced Services’ for a corresponding fee. Requested services from ‘Enhanced Services’ must be provided at time of order placement.
- The Company reserves the right to require electronic orders or charge \$50 fee per Purchase Order (PO) for manual order processing.
- Failure to provide complete and accurate information results in delayed order entry and acknowledgment. Incomplete orders will not be produced and will be returned to Dealer for correction.

ACKNOWLEDGMENT SERVICE

- E-mailed acknowledgments are available by customer request.
- An acknowledgment will be emailed the morning of the next business day, unless order is placed on credit or other order hold.
- The order will not receive an acknowledged shipment date until all order holds are released.

ORDER CHANGES OR CANCELLATIONS

For Order Changes or Cancellations, please contact Customer Support at 800-833-3964 or email OrderChanges@honcompany.com.

TERMS AND CONDITIONS

See **HON NOW** on honready.hon.com for more information about HON NOW delivery, services and ordering information.

INTEGRATED DESIGN SOLUTIONS

HON INTEGRATED DESIGN SOLUTIONS

Need design assistance? We can help! Our expert design staff will create a professional design package that is sure to put you one step ahead of the competition. And the best part is – it's free!

AUDIT

We will check your drawing and parts list for accuracy. We verify quantity, specification accuracy, product compatibility and structural support.

PLAN & SPECIFY

We will provide a professional design package including a CAD furniture plan, 3-D line drawing and complete parts list based on the rough sketch and work order forms you supply.

VALUE ENGINEERING

We will optimize workstation layouts and propose potential cost saving measures to help your customer save money and make you more competitive and profitable.

RENDERING

We will create a photo realistic rendering of your furniture plan to help your customer visualize what their desired office space will look like.

*SPACE PLANNING (BILLABLE SERVICE)

Let our team do the creative work for you. Our low rates and expert staff will create a furniture layout and design that best suits your customer.

PLANNING TYPICALS

Quick planning ideas to share with your clients. Various settings showcasing desks, tables and workstations available in multiple formats. View them today under Design Resources on the HON Ready Portal.

CONTACT INTEGRATED DESIGN SOLUTIONS

Questions? Please reach out to your region's dedicated designer. Not sure how to reach your designer? Send us a note at the email below.

E-Mail: integrateddesign@honcompany.com



Solve® Chair shown with Coordinate™ Height-Adjustable Table.

MyProjects

A place for all HON Project Services

MyProjects provides one platform to access the full portfolio of HON services including:

- Plan & Specify
- Audit
- Product Modification
- Special Laminates
- Value Engineering
- Rendering
- Customer's Own Material
- Dual Fabric Applications
- Space Planning
- Special Paints
- Project Bid Pricing

Submit your request on the HON Ready Portal at honready.hon.com, MyProjects.

MyProjects Lead Time: 1-3 business days depending on complexity and size of your project.

TAILORED SOLUTIONS ORDERING INFORMATION

PRODUCT MODIFICATIONS

Modifications include structural and dimensional modifications to existing product and Dual Fabric Applications, when standard model is not available.

The HON Company, at its own discretion, may modify standard products to meet specific needs. Product specials can be requested on HON brand product only.

List prices contained in published list pricers are for standard catalog items only. Changes or alterations to catalog items other than those listed as catalog options are subject to additional charges. Pricing will only be furnished upon approval of the special request.

Requests to have the product produced in more than one fabric (e.g., fabric on the seat is different than the fabric on the back), are considered a Dual Fabric Applications request and follow the Product Modification request process within MyProjects.

SPECIAL LAMINATES

Special laminates include requests for laminates not available as part of The HON Company's standard offering. Requests for special laminates are subject to manufacturing approval and minimum order quantities. The HON Company approved special laminates will be subject to a designated upcharge per unit.

Requests for special laminates should be submitted through the MyProjects Application on the HON Ready portal. Pricing will only be furnished upon approval of the special request.

SPECIAL PAINTS

- The HON Company's paint matching equipment can match almost any color, excluding some metallic and whites.
- Special paint requests must be submitted on the HON Ready Portal MyProjects application.
- In order to request a paint sample, the customer must have a minimum order of 10 like product units. Any requests with less than that amount will not be processed.
 - For each new paint request, there will be a \$500 net charge. A sample of the exact color desired is required for matching and approval. The HON Company will match the color and provide a production sample for the customer to review and approve.
 - If the customer is requesting a paint that has been previously matched, a painted match sample is provided with a \$100 net charge.

- Once the signed paint sample is received at The HON Company, the request will be approved.
- Each unique color or finish combination incurs a designated upcharge per color per order (all standard discounts/competitive project pricing applies).

Special note: Some special colors could fall outside of this program due to production costs or not meeting The HON Company's quality standards. The HON Company may apply additional charges to some colors which are costly to apply, and refuse some orders on colors that cannot meet The HON Company's high quality standards. The HON Company will notify the customer upon completion of The HON Company's evaluation if a change in price is required or rejection of the order.

DISCONTINUED PRODUCT

Requests for discontinued product require engineering evaluation, safety review, and testing to current standards prior to approval. Many discontinued products are not available for order. Requests for discontinued products should be submitted through the MyProjects Application on the HON Ready portal.

LEAD TIMES FOR SPECIALS PRODUCT

Lead times on orders containing specials are subject to production capacity and material availability. When possible, the customer should order special products separately to avoid extended lead times for standard products. Extended lead times will be noted on the specials request.

CHANGES TO SPECIALS PRODUCT

A special model will be provided for each approved special item to process orders. Once an order is placed, no changes or cancellations can be made to the order without approval from Tailored Solutions.

CONTACT TAILORED SOLUTIONS

Phone: 800.833.3964 and listen for Tailored Solutions offering on the menu.

Email: HONSpecials@honcompany.com

CUSTOMER'S OWN MATERIAL ORDERING INFORMATION

CUSTOMER'S OWN MATERIAL (COM) PROGRAM

Customer's Own Material (COM) is a request to use fabrics not available as part of HON's standard fabric offering. Manufacture to Supply (MTS) and Dealer to Supply (DTS) are the two ordering methods. The HON Company has partnered with fabric manufacturers to provide competitive pricing and selection through the MTS program. MTS will be the standard offering unless The HON Company is unable to procure the fabric. If there is a DTS request submitted, The HON Company will advise at the time of the request if DTS is available.

CUSTOMER WARRANTY EXCLUSION

The HON Company shall have no responsibility for the condition, quality, value, performance, physical properties, or any other aspects of the COM.

The HON Company shall have no liability for any damages, injuries, or losses to the customer or to any third party that shall be caused by any COM or product modification, and the customer shall hold The HON Company harmless for all liability.

The HON Company assumes no responsibility for the overall appearance, flammability, normal durability, colorfastness, or any other quality of the COM or product modification after its application on a HON product beyond normal quality standards. The HON Company reserves the right to reject a COM fabric if the quality of the COM is not satisfactory for the product. Should this occur, the customer will be notified with an explanation of the issue.

The HON Company is not responsible for fabric that has become obsolete at the COM supplier, that is of poor quality, or that is delivered late to The HON Company from the COM supplier. The HON Company is not responsible for excess yardage created by DTS orders and reserves the right to dispose of the excess fabric.

As a standard HON does not pattern match any standard, partnership or COM fabric, therefore pattern match is not applicable under warranty. If pattern match is needed please submit a Tailored Solutions request or contact HON Customer Support/Tailored Solutions once your COM has been approved.

COM TESTING

As a result of recent legal requirements, The HON Company will need to obtain specific information from the fabric supplier about treatments and chemicals used in the fabric. To the extent the supplier is unwilling or unable to provide the necessary information, which could extend the testing lead time of the request.

To check if a COM has been tested previously, utilize the COM Search Tool on the HON Ready Portal > Design Resources > Textiles & Finishes section using the following information:

- COM Supplier's Name
- Fabric Pattern Name
- Color Name
- If the COM fabric has been tested and previously approved, the COM will not need to be re-tested unless testing

standards have changed, fabric is to be used on a different series, or direction of the fabric has changed from what was previously approved. Please note that Panel product must be approved for each model and color.

- If the pattern has previously been tested and approved, but not in the specific requested color, the customer will need to request an order code for that color only. No further testing will be necessary since the pattern has already been approved.

If the fabric has not previously been tested, the customer must enter the COM request on the HON Ready Portal > Textiles & Finishes > COM Search Tool.

Complete the Supplier Name, Pattern, and Color drop-down fields. For quicker results in these fields, type the first letter of the (supplier, pattern, color) name and, when done, click Add and then Submit. (Multiple series can be added to the same request if they are the same supplier, pattern, and color.)

An email will be sent to the requestor stating the COM Request was successfully submitted. Up to four emails could be received: submitted, in testing, testing materials requested, and final approval/denial with price grade and fabric code. The testing process takes approximately 48 hours.

COM yardage in the pricer is shown as pattern cut only.

COM TESTING — CAL 133 TESTING INFORMATION

The customer is responsible for ensuring that the COM fabric is certified to meet all flame-retardant requirements. All COM seating fabric must, at minimum, meet CAL 117 requirements. If the customer requires the chair be tested to meet the fire safety standards of CAL 133, additional testing and information is required.

All CAL 133 requests must be submitted through the MyProjects application on the HON Ready Portal. Each request must be entered separately since each request will need to be tested individually.

Once the supplier provides the requirements to The HON Company, testing will begin. The customer will receive approval or denial information upon completion of testing.

If the test is approved, a specific model number including "FC" at the end will be provided with an appropriate price.

MTS COM

As previously mentioned, MTS is the primary COM method.

If the COM fabric has not been tested, a COM request must be submitted on the HON Ready Portal.

For MTS orders, The HON Company will procure fabric needed for production. Should The HON Company not be able to obtain fabric yardage, the customer will be contacted.

CUSTOMER'S OWN MATERIAL ORDERING INFORMATION

When testing has been completed, the customer will be notified by the COM team of the test results. If the COM is approved, The HON Company will provide a COM tracking order code for MTS. That tracking code is required on the order in place of the standard fabric code.

If approved, MTS product will be assigned an appropriate fabric grade for pricing. The pricing can be found on the HON Ready Portal > Design Resources > Textiles & Finishes. (All standard discounts/competitive project pricing applies).

Written COM price quotes are valid for 90 days after the issue date.

DTS COM

DTS COM is only available if the COM fabric cannot be procured by The HON Company. If the fabric can be procured by The HON Company, the customer will be contacted to switch to MTS or cancel the request.

If your fabric is not listed as approved, and it is not a Partnership fabric you may request a "Dealer to Supply" code. Select the "Request COM Test" link on the COM Search website. Complete the Supplier Name, Pattern, and Color drop-down fields. For quicker results in these fields, type the first letter of the (supplier, pattern, color) name and, when done, click Add and then Submit. (Multiple series can be added to the same request if they are the same supplier, pattern, and color.)

An email will be sent to the requestor stating the COM Request was successfully submitted. Up to four emails could be received: submitted, in testing, testing materials requested, and final approval/denial with price grade and fabric code. It's rare actual test yardage is required. Testing is mainly done by reviewing the attributes of the fabric. The testing process takes approximately 48 hours.

If the COM has not been tested, a COM request must be submitted on the HON Ready Portal > Design Resources > Textiles & Finishes.

When testing has been completed, the customer will be notified by the COM team of the test results. If the COM is approved, The HON Company will provide a COM tracking order code. That tracking code is required on the order in the place of the standard fabric code.

DTS product is priced at the following grades (all standard discounts/competitive project pricing applies):

- Chairs are a Grade 4
- Panel product is a Grade D

Written COM price quotes are valid for 90 days after the issue date.

COM LEAD TIME

Ship dates will be based on fabric receipt and The HON Company's standard lead time. All fabric must be properly tagged and shipped to the appropriate producing location (provided in the approval email).

- Specific to DTS orders, COM orders will not receive a ship (acknowledged) date until The HON Company has the fabric in its possession for production.
- Specific to DTS orders, the customer may send the required yardage for the order to the address listed on the approval email to arrive no sooner than 4 weeks in advance of the acknowledgment date.

HON will make every effort to locate mis-directed COM shipments on behalf of the customer. However, The HON Company will not be responsible for any COM received without a tracking number or incorrectly shipped by the fabric vendor to an incorrect producing facility.

COM ORDERING INFORMATION

The following information must appear on or accompany the product purchase order:

- Approval tracking number and the customer's purchase order number
- COM supplier, pattern, and color name/number

The packing list for the COM must include the following information when The HON Company receives the shipment for production:

- Dealer or Wholesaler Name
- Purchase order number submitted to The HON Company
- Fabric name
- Yardage shipped
- Approval ordering code

If The HON Company receives fabric with incorrect labeling that cannot be linked to an order, The HON Company will hold the fabric for up to 7 days while the COM team attempts to identify the order. After 7 days, The HON Company will return the fabric to the sender.

Specific to DTS orders; the customer should send only the amount needed for the order. Excess yardage will be disposed of at The HON Company's discretion.

CHANGES TO COM PRODUCT

Once a COM product is ordered, no changes or cancellations can be made to the COM product without approval from the HON COM team.

CONTACT COM TEAM

Phone: 800.833.3964 and listen for COM TEAM offering on the menu.

COM Email: HONCOMTeam@honcompany.com

PARTNERSHIP TEXTILE INFORMATION

Partnership Textiles is the result of The HON Company's partnership with textile industry leaders Camira, Maharam, Stinson, and Ultrafabrics, LLC. The extensive collection of design-driven textiles create a superior offering at a great value. Partnership Textiles significantly updates HON's offering, expanding it with fresh and exciting options.

- **Fabric Warranty:** Partnership Textiles are covered by HON's Full Lifetime Warranty.
- **Lead Times:** Orders specified with Partnership Textiles will be acknowledged based on the supplier's availability and delivery schedule.
- **Availability:** The HON Company will regularly introduce new Partnership Textiles and reserves the right to change the offering at any time.
- **Fabric Cards:** A curated set of Partnership Textiles are carded jointly by HON and the supplier.

Camira

- Blazer

Maharam

- Apt
- Bluff
- Collection 1
- Lariat
- Meld
- 6M

Stinson

- Edge
- Flow
- Reliance IV
- Square One

Ultrafabrics, LLC

- Brisa
- Ultraleather Pro

Fabric Memo Samples: Please contact the supplier directly:

Camira: memos@camirafabrics.com

Maharam: (800) 645-3943

Stinson: (800) 841-6279

Ultrafabrics: (877) 309-6648

HON BRANDED, PARTNERSHIP AND COM PATTERN MATCH

- **Seat to Back Pattern Match** provides alignment of patterns or stripes on chair front surfaces. Additional yardage may be required depending on pattern repeat. If Seat to Back Pattern Match is needed, please contact HON Customer Support/Tailored Solutions. Upcharges are limited to the following product series: Flock® Collaborative Seating, Grove® Seating, Invitation® Lounge Seating, Soothe® Seating.

Single Chair	\$45.00 ea. list upcharge
Two-seat Chair	\$60.00 ea. list upcharge
Three-seat Chair	\$75.00 ea. list upcharge
- **Chair to Chair Pattern Match** provides identical pattern alignment from unit to unit and is available with an upcharge. Chair to Chair Pattern Match is reviewed on a case by case basis as several factors are reviewed to determine additional yardage required, including repeat and pattern direction. If Chair to Chair Pattern Match is needed, please contact HON Customer Support/Tailored Solutions.



ENVIRONMENTAL STATEMENT

Clearing the air.

In 2006, The HON Company became one of the first office furniture manufacturers to have products certified under the Indoor Advantage™ program. Virtually all manufactured products emit chemical compounds into the air. Indoor Advantage™ certification helps assure customers that certified products will help improve the air quality within their offices and workspaces.

Developed by SCS Global Services, Indoor Advantage™ evaluates products against indoor air quality standards, like ANSI/BIFMA Furniture Emissions Standard, X7.1. The ANSI/BIFMA X7.1 standard allows manufacturers to test individual components, as well as complete products for emissions from volatile organic compounds (VOCs). This allows us to identify problematic materials and phase them out of our products.

Indoor Advantage™ certified products meet the LEED v4 credits for low-emitting materials.

Indoor Advantage™ offers two levels of certification, including Indoor Advantage™ and Indoor Advantage™ Gold.



On the level®.

LEVEL®, the certification program for the BIFMA e3 Sustainability Standard, was developed in response to increasing demand for proof that manufacturers were living up to their environmental claims. LEVEL® is a multi-attribute sustainability certification label for products that have met criteria in four categories of impact: Materials, Energy and Atmosphere, Human and Ecosystem Health, and Social Responsibility.

LEVEL® offers three levels of certification:




Products that meet these specifications are identified throughout this publication with the following icons:

Certified SCS Indoor Advantage™



LEVEL® certified to the BIFMA e3 Sustainability Standard



IMPORTANT INFORMATION

HON NOW™

We are inspired by the way you work. The chair you sit in. The space you choose to get it all done. We believe that well-designed office furniture should not only look good but be delivered quickly. Why wait for what you want and what you need right **NOW**?

HON NOW™ offers you a simple way to get the office solutions you need delivered with speed in mind. The office is changing and we are here to help you keep pace. No matter what space you are shopping for or product you need, HON NOW™ is made for the way you work.

GSA CONTRACT INFORMATION

Model numbers identified with the verbiage “**Open Market**” are not offered on HON’s GSA contract GS-27F-0015S. Model numbers identified with the following verbiage “Must be purchased with a configurable end product. If ordered separately, not on GSA contract” is to mean that these configurable components or options:

- Have no functionality or capability without being integrated into an end product, and
- Are not separately orderable; an eligible Schedule ordering activity may only purchase them with a configured system that is on contract.

HON CUSTOMER SUPPORT CONTACT INFORMATION

Nationwide CS Phone – (800) 833-3964

Nationwide Product Solutions Team/Phone – (800) 336-8398

Nationwide Order Entry – email: HONOE@honcompany.com

Government CS Phone – (800) 466-8694

GSA Team: HONGSATEAM@honcompany.com

GSA Order Entry: HONGSAOE@honcompany.com

Integrated Design Solutions – (800) 433-7264

HON Online Order Support – HONReady@honcompany.com

DASH (transportation and delivery assistance) – (800) 334-8057

HON Literature Fulfillment Phone – (800) 466-4808

HON Literature Fulfillment Fax – (800) 466-1865



Nationwide CS Phone

800-833-3964

THE FOLLOWING ICONS ARE USED THROUGHOUT THIS PUBLICATION

- 

Meets or exceeds ANSI/BIFMA and ISTA performance standards
- 

Certified SCS Indoor Advantage™
See page 13 for more details.
- 

Complies to the BIFMA e3 Sustainability Standard.
See page 13 for more details.
- 

Caution
- 

Easy to assemble
- 

Shippable by small-package carrier
- 

Wheel-chair compatible
- 

Soft-tread caster option available
- 

Readily Available. For additional lead time information see page 19.
- 

Available within a “standard” or “extended” lead time. For additional lead time information see page 19.
- 

May have extended lead times. For additional lead time information see page 19.
- 

Product shipped two to a carton
- 

Product shipped four to a carton
- 

Fire Code
- 

Core Product Line
- 

ColorCorrect® Eligible Product
- 

Product scheduled for discontinuation
- 

DE-EMPHASIZED: Product or fabric/surface material is de-emphasized, effective date as noted. Not carded. View online at honready.hon.com
- 

Warranted for multiple shift use, 24 hours a day 7 days a week

SEATING FUNCTIONS

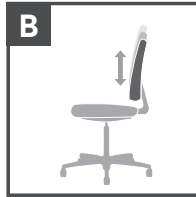
Work/task chairs need to be adjusted to deliver optimum support. Cross-reference the letter key below to identify the chairs in this section that best meet your needs.

PROPORTIONAL ADJUSTMENTS

These controls adapt the dimensions of the chair to fit the user.




A. Pneumatic seat height adjustment — Regulates height of chair relative to floor.



B. Back height adjustment — Positions lumbar support within a fixed range.



C. Seat depth adjustment — Positions chair back relative to seat.




D. Seat slide mechanism — Seat cushion travels forward and back, then locks into position.

ARM OPTIONS

These adjustments accommodate different sized users and support keyboarding.



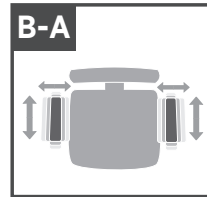
Q. Adjustable height arms — Provide improved upper-torso support. Can be adjusted periodically to relieve strain and provide variety.



S. Height and width adjustable arms — Controls both height and width of arms for optimum comfort.



T. Loop arms — Largely specified for aesthetics. Frequently used in management settings.



B-A. All-adjustable arms — Arms adjust in height, width, and depth.


SEATING FUNCTIONS

POSTURE CONTROLS


The controls modify the position and angle of the seat and back to respond to changing tasks.



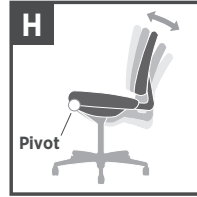
E. 360° Swivel




F. Tilt — Pivot point located directly above center of chair base.




G. Mid-range knee tilt — Pivot point located slightly ahead of center of chair base. Allows user to recline at a slightly more relaxed angle than conventional tilt.



H. Knee tilt — Pivot point located near front edge of chair. Allows user to keep feet flat on floor while chair reclines.



I. Synchronized knee tilt — Back reclines at a 2-to-1 ratio to seat angle. Pivot point located near front edge of chair.



J. Synchro-tilt — Back reclines at a 2-to-1 ratio to seat angle. Allows user to recline while keeping seat cushion relatively level to floor.



K. Tilt tension — Controls rate and ease of recline.



L. Tilt lock — Locks out tilt function.



M. Posture mechanism/lock — Back angle adjusts independently of seat, and can be locked in an infinite number of positions within a fixed range.



N. Multi-task control — Adjusts seat and back angles independently with a single lever (infinite locking within a fixed range).



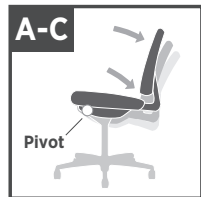
O. Asynchronous control — High performance system with three levers to modify: angle of back relative to seat, tilt (free float or infinite locking) and forward tilt.



W. Integral lumbar support — Easily adjusts to enhance comfort.



X. Dual-clutch posture control — Adjusts seat and back angles independently with two levers (infinite locking within a fixed range).



A-C. Synchronized tilt — Back reclines at a 2.5 to 1 ratio to seat angle. Variable lock.



A-D. Side tilt tension — Controls rate and ease of recline. Conveniently located on the right side.



A-E. Back reclines at a 2 to 1 ratio to seat angle. Back angle adjusts independently of seat and can be locked in infinite number of positions within a fixed range.

FABRIC PATTERNS & CODES



FABRIC PATTERNS & CODES

- For additional HON to Supply COM fabric grade pricing, go to honready.hon.com and search on the HON to Supply COM link.
- All specifications in this publication are based on the latest product information available at the time of print.
- Certain dyes (including clothing and accessory dyes such as those used on denim jeans) may migrate to lighter colors. This phenomenon is increased by humidity and temperature and is irreversible. The HON Company LLC does not assume responsibility for dye transfer caused by external contaminants.
- COM Ordering Information and pricing on page 11.
- See page 12 for Partnership Textile program information.
- All standard fabrics are carded. Cards are available through HON Literature Fulfillment.
- Remember to add an FC to the base model number when fire code fabric is selected. New Models with FC Fire Code suffix meet CA Technical Bulletin 133. See pages 26-29 for available models/fabrics.
- Fabrics and foam meet requirements for CAL-TB 117-2013.
- Fire Code fabrics with FC foam meet requirements for CA Technical Bulletin 133.

LEAD TIMES

THE FOLLOWING ICONS ARE USED TO DENOTE FABRIC OPTION LEAD TIMES

FABRIC/FINISH LEAD TIME INDICATOR



Fabric is readily available. Products using these fabrics will receive the best available product lead time and are a good option for standards programs as they will be in the HON portfolio for several years. Go to honready.hon.com and use **Compass** for product lead times by series.



Fabric is available within standard lead times. Products using these fabrics will receive a “standard” or “extended” lead time. The lead time will be determined by the combination of product and fabric. Go to honready.hon.com and use **Compass** for product lead times by series.



Fabric may have extended lead times. Products using these fabrics will typically have a 4+ week lead time. Go to honready.hon.com and use the **Compass** tool for product lead times by series.

HON EXPRESS QUICK SHIP PROGRAM

For the full list of products delivered in 5 business days or less, visit honready.hon.com.

PRODUCT LEAD TIMES

Standard lead times for products are between 2-4 weeks. For current exceptions to our standard lead time, go to honready.hon.com and use the **Compass** tool.

In order to establish accurate expectations for your project, please review this listing prior to submitting your purchase order.

Lead time calculation begins when order is free from any holds (i.e., bad lines, material, credit, etc.).

Please note, these production lead time estimates do NOT include delivery time. All published lead times are estimates, not guarantees of delivery.

For further information concerning lead times, please contact HON Customer Support via email HONTeamBox@honcompany or by phone at **800-833-3964**.

FABRIC PATTERNS & CODES

GRADE 1

APEX	APX
◆ Basalt	APX25
◆ Beet	APX12
◆ Blackberry	APX20
◆ Chive	APX05
◆ Iris	APX03
◆ Kiwi	APX06
◆ Lemonade	APX08
◆ Navy	APX13
◆ Papaya	APX09
◆ Pumice	APX23
◆ Rain	APX19
◆ Resort	APX15
◆ Royal	APX14
◆ Tiki	APX29
◆ Tomato	APX11

ATTIRE AI

◆ Blaze *	AI42
◆ Blue Lagoon *	AI90
◆ Crimson *	AI62
◆ Fatigue *	AI76
◆ Ivy *	AI82
◆ Lithium *	AI19
◆ Onyx *	AI10
◆ Sable *	AI49
◆ Taupe *	AI26
◆ Turquoise *	AI96

BLACK FABRIC ACCF

◆ Black	ACCF10
---------	--------

BLACK MESH ACCM

◆ Black	ACCM10
---------	--------

CENTURION CU

◆ Apricot	CU47
◆ Bark	CU25
◆ Black	CU10
◆ Espresso	CU49
◆ Fog	CU03
◆ Frost	CU22
◆ Goldenrod	CU27
◆ Indigo	CU06
◆ Iris	CU50
◆ Iron Ore	CU19
◆ Jade	CU83
◆ Marsala	CU63
◆ Morel	CU24
◆ Navy	CU98
◆ Peacock	CU97
◆ Pear	CU84
◆ Ruby	CU67
◆ Sapphire	CU09

GRADE 1 *continued*

COMPASS	COMP
◆ Beach	COMP16
◆ Bittersweet	COMP46
◆ Chocolate	COMP49
◆ Ink	COMP10
◆ Meadow	COMP82
◆ Midnight	COMP90
◆ Putty	COMP22
◆ Ruby	COMP62
◆ Sterling	COMP19
◆ Taupe	COMP26
◆ Tide	COMP96

COMPASS FOAM* COMF

◆ Bittersweet	COMF46
◆ Ink	COMF10
◆ Meadow	COMF82
◆ Midnight	COMF90
◆ Putty	COMF22
◆ Sterling	COMF19

**This fabric available for Solve* Upholstered Back models only.*

CONTOURETT POLYURETHANE UR

◆ Baltic	UR94
◆ Beach	UR23
◆ Black	UR10
◆ Bordeaux	UR63
◆ Buff	UR22
◆ Cloud	UR18
◆ Coffee Bean	UR49
◆ Crater	UR51
◆ Flame	UR62
◆ Graphite	UR19
◆ Iron	UR20
◆ Luggage	UR26
◆ Marine	UR92
◆ Navy	UR95
◆ Nimbus	UR93
◆ Ocean	UR96
◆ Pumpkin	UR42
◆ Quarry	UR24
◆ Red	UR64
◆ Safari	UR27
◆ Sage	UR82
◆ Steel	UR21
◆ Storm	UR17
◆ Taupe	UR28
◆ Trunk	UR50

GRADE 1 *continued*

DAPPER	DAPR
◆ Ash	DAPR20
◆ Azalea	DAPR95
◆ Breeze	DAPR06
◆ Canvas	DAPR25
◆ Currant	DAPR00
◆ Emerald	DAPR75
◆ Fawn	DAPR35
◆ Fern	DAPR85
◆ Jewel	DAPR08
◆ Marigold	DAPR65
◆ Onyx	DAPR10
◆ Orchid	DAPR90
◆ Peony	DAPR50
◆ Pool	DAPR05
◆ Rose	DAPR40
◆ Sapphire	DAPR07
◆ Scarlet	DAPR45
◆ Sepia	DAPR30
◆ Slate	DAPR15
◆ Sorbet	DAPR55
◆ Spice	DAPR60
◆ Spring	DAPR80
◆ Varsity	DAPR09
◆ Zest	DAPR70

ENSEMBLE ENSB

◆ Aquamarine	ENSB30
◆ Ash	ENSB39
◆ Greige	ENSB36
◆ Harbor	ENSB34
◆ Navy	ENSB35
◆ Oat	ENSB37
◆ Pear	ENSB33
◆ Sand	ENSB38
◆ Scarlet	ENSB32
◆ Slate	ENSB31
◆ Stone	ENSB40

GRADE 1 *continued*

HAMILTON	HAML
◆ Azure	HAML10
◆ Biscotti	HAML11
◆ Cabernet	HAML08
◆ Carolina	HAML21
◆ Charcoal	HAML17
◆ Chocolate	HAML13
◆ Cloud	HAML18
◆ Dane	HAML16
◆ Dusty Rose	HAML07
◆ Esmeralda	HAML06
◆ Fern	HAML04
◆ Fresh	HAML03
◆ Granola	HAML19
◆ Lilac	HAML14
◆ Lime	HAML05
◆ Lipstick	HAML09
◆ Oxford	HAML20
◆ Passion Fruit	HAML02
◆ Pepper	HAML15
◆ Powder	HAML12
◆ Sunrise	HAML01

INERTIA NR

◆ Amethyst	NR61
◆ Calypso	NR98
◆ Cherry	NR66
◆ Cobalt	NR91
◆ Coffee	NR49
◆ Fog	NR19
◆ Fuchsia	NR63
◆ Gecko	NR76
◆ Glow	NR27
◆ Leaf	NR75
◆ Lime	NR82
◆ Loft	NR22
◆ Mandarin	NR47
◆ Meteor	NR30
◆ Mustard	NR26
◆ Nickel	NR23
◆ Onyx	NR10
◆ Regatta	NR90
◆ Shadow	NR20
◆ Surf	NR96
◆ Tangelo	NR46

OPTIC OP

◆ Aurora	OP72
◆ Bark	OP24
◆ Canopy	OP84
◆ Char	OP49
◆ Ruby	OP42
◆ Sand	OP17
◆ Sky	OP83
◆ Slate	OP19
◆ Sprout	OP74
◆ Starry Night	OP11
◆ Storm	OP56
◆ Wildfire	OP66

* Fabric is de-emphasized.

FABRIC PATTERNS & CODES

GRADE 2

APPOINT SEATING	PNS
◆ Blackberry	PNS012
◆ Bronze	PNS002
◆ Carbon	PNS008
◆ Cherry	PNS010
◆ Espresso	PNS003
◆ Framboise	PNS011
◆ Jet	PNS007
◆ Lawn	PNS005
◆ Mandarin	PNS009
◆ Morel	PNS001
◆ Platinum	PNS004
◆ Turquoise	PNS006

BLUME	BLME
◆ Chalk	BLME03
◆ Char	BLME00
◆ Coin	BLME02
◆ Driftwood	BLME05
◆ Emerald City	BLME07
◆ Fir	BLME09
◆ Harvest	BLME04
◆ Haze	BLME08
◆ Hyacinth	BLME14
◆ Jasper	BLME13
◆ Merlot	BLME10
◆ Moonstone	BLME01
◆ Opal	BLME06
◆ Scarlet	BLME11
◆ Slate	BLME12

CLYDE	CLYD
◆ Antique	CLYD04
◆ Artifact	CLYD01
◆ Blacksmith	CLYD10
◆ Claret	CLYD13
◆ Craftsman	CLYD08
◆ Crate	CLYD12
◆ Fossil	CLYD02
◆ Heirloom	CLYD05
◆ Iron	CLYD11
◆ Linen	CLYD14
◆ Relic	CLYD06
◆ Seasoned	CLYD03
◆ Trestle	CLYD07
◆ Weathered	CLYD09

GRADE 2 *continued*

DOTTY	DOT
◆ Candy	DOT63
◆ Gelato	DOT34
◆ Indigo	DOT31
◆ Onyx	DOT35
◆ Park	DOT83
◆ Peat	DOT24
◆ Peony	DOT32
◆ Suit	DOT20
◆ Sunflower	DOT33
◆ Tailor	DOT21
◆ Tide	DOT90
◆ Velum	DOT29
◆ Violet	DOT30

RUSH	RUSH
◆ Anchor	RUSH07
◆ Basil	RUSH16
◆ Blueberry	RUSH10
◆ Flamingo	RUSH21
◆ Greenery	RUSH15
◆ Greyhound	RUSH06
◆ Marina	RUSH13
◆ Merlot	RUSH19
◆ Midnight	RUSH11
◆ Mint	RUSH09
◆ Mulberry	RUSH18
◆ Pumice	RUSH01
◆ Punch	RUSH20
◆ Sage	RUSH14
◆ Salsa	RUSH24
◆ Sand	RUSH05
◆ Seal	RUSH08
◆ Soot	RUSH02
◆ Stout	RUSH03
◆ Sunshine	RUSH23
◆ Tapestry	RUSH04
◆ Tiger	RUSH22
◆ Vintage	RUSH17
◆ Wave	RUSH12

SEED	SED
◆ Apple	SED11
◆ Ash	SED15
◆ Cardinal	SED09
◆ Cinder	SED17
◆ Cream	SED12
◆ Driftwood	SED13
◆ Harbor	SED10
◆ Onyx	SED18
◆ Smoke	SED16
◆ Truffle	SED14

GRADE 2 *continued*

SPIN SEATING	SPNN
◆ Alabaster	SPNN02
◆ Cavern	SPNN03
◆ Cobblestone	SPNN04
◆ Ember	SPNN06
◆ Flame	SPNN07
◆ Heron	SPNN13
◆ Oat	SPNN01
◆ Ocean	SPNN12
◆ Plum	SPNN15
◆ Pool	SPNN11
◆ Raven	SPNN10
◆ Rhubarb	SPNN14
◆ Tropic	SPNN08
◆ Willow	SPNN05

WHISPER VINYL	WP
◆ Antelope	WP20
◆ Black	WP40
◆ Bone	WP17
◆ Bordeaux	WP26
◆ Brick Red	WP99
◆ Camel	WP18
◆ Cappuccino	WP21
◆ Carotene	WP97
◆ Cashew	WP29
◆ Cerulean	WP36
◆ Charcoal	WP39
◆ Cinnamon	WP25
◆ Cognac	WP62
◆ Cucumber	WP88
◆ Elephant	WP38
◆ Espresso	WP49
◆ Fawn	WP91
◆ Fog	WP100
◆ Forest	WP82
◆ Gravel	WP19
◆ Indigo	WP86
◆ Luggage	WP23
◆ Mahogany	WP93
◆ Mallard	WP90
◆ Merlot	WP27
◆ Molten	WP98
◆ Navy	WP37
◆ Ochre	WP96
◆ Paradise	WP85
◆ Patina	WP34
◆ Pewter	WP83
◆ Putty	WP84
◆ Salsa	WP42
◆ Sangre	WP28
◆ Sassafras	WP89
◆ Storm	WP92
◆ Truffle	WP95
◆ Zest	WP87

GRADE 3

IN SEASON	ISN
◆ Black	ISN001
◆ Blue Jay	ISN007
◆ Fire	ISN004
◆ Jungle	ISN008
◆ Lake	ISN006
◆ Lead	ISN002
◆ Limestone	ISN041
◆ Ocean	ISN005
◆ Silver	ISN003
◆ Smoke	ISN020
◆ Tundra	ISN011

PURL	PURL
◆ Alpaca	PURL08
◆ Braid	PURL10
◆ Deep	PURL12
◆ Graze	PURL05
◆ Loom	PURL06
◆ Needle	PURL07
◆ Pasture	PURL02
◆ Ranch	PURL04
◆ Shuttie	PURL09
◆ Skein	PURL01
◆ Thistle	PURL11
◆ Yearling	PURL03

QUILL	QUL
◆ Aviary	QUL03
◆ Feather	QUL02
◆ Fountain	QUL06
◆ Ink	QUL05
◆ Metal	QUL04
◆ Reed	QUL08
◆ Scroll	QUL01
◆ Well	QUL07

FABRIC PATTERNS & CODES

GRADE 3

continued

SILVERTEX™ VINYL	SX
◆ Acid	SX34
◆ Basil	SX20
◆ Bazaar	SX37
◆ Blackberry	SX17
◆ Borscht	SX15
◆ Bottle	SX21
◆ Bronze	SX32
◆ Carbon	SX23
◆ Celery	SX19
◆ Champagne	SX08
◆ Chestnut	SX10
◆ Cream	SX07
◆ Crème de Menthe	SX33
◆ Ice	SX06
◆ Imperial	SX38
◆ Jet	SX05
◆ Lagoon	SX02
◆ Limoncello	SX42
◆ Luggage	SX13
◆ Mandarin	SX11
◆ Marine Blue	SX01
◆ Marsh	SX31
◆ Meteor	SX24
◆ Mocha	SX25
◆ Neutra	SX30
◆ Peat	SX35
◆ Plata	SX39
◆ Poppy	SX12
◆ Raspberry	SX16
◆ Sage	SX18
◆ Sapphire	SX04
◆ Sterling	SX40
◆ Storm	SX22
◆ Taupe	SX09
◆ Turquoise	SX03
◆ Umber	SX14
◆ Zest	SX41

GRADE L1

DENVER LEATHER	SS
◆ Black	SS11

For a complete list of fabrics, including partnership fabrics, go to hon.com/fabricsandfinishes.

ORDERING INFORMATION

Steel Seating	Standard Fabric Selections by Series with Price Code and Fabric Material																								
	1	1	1	1	1	1	1	1	1	1	1	1	1	1	2	2	2	2	2	2	3	3	3	L	
Model/Series	AI	EB	VA	GA	MM	EA	CU	COMP	COMF	UR	DAPR	HAML	NR	OP	PNS	CLYD	DOT	RUSH	SED	SPNN	WP	ISN	PURL	SX	SS
	Attire	Black & Burgundy Vinyl	Black, Charcoal, Burgundy, & Navy Fabric	Black, Crimson, & Navy Fabric	Black Sandwich Mesh Fabric	Black Vinyl	Centurion	Compass	Compass Foam	Contourett Polyurethane	Dapper	Hamilton	Inertia	Optic	Appoint Seating	Clyde	Doty	Rush	Seed	Spit Seating	Whisper Vinyl	In Season	Purl	Silvertex™ Vinyl	Denver Leather***
Accommodate®	•						•	•		•	•	•	•	•	•	•	•	•	•	•	•	•	•	•	•
Adjustable Task/Lab Stool						•																			
Boda™					•																				
Ceres® Series	•						•	•		•	•	•	•	•	•	•	•	•	•	•	•	•	•	•	•
ComforTask® 5900 Series	•							•	•		•	•	•	•	•	•	•	•	•	•	•	•	•	•	•
Convergence®	•						•	•		•	•	•	•	•	•	•	•	•	•	•	•	•	•	•	•
Endorse® Task	•						•	•		•	•	•	•	•	•	•	•	•	•	•	•	•	•	•	• (Seat Only)
Flock**	•						•	•		•	•	•	•	•	•	•	•	•	•	•	•	•	•	•	•
Flock® Round Lounge HFLRC1/DF and Stool HFSS7							•	•		•	•	•	•	•	•	•	•	•	•	•	•	•	•	•	•
Grove®							•	•		•	•	•	•	•	•	•	•	•	•	•	•	•	•	•	•
Ignition® Series	•						•	•		•	•	•	•	•	•	•	•	•	•	•	•	•	•	•	•
Invitation® Lounge Series	•						•	•		•	•	•	•	•	•	•	•	•	•	•	•	•	•	•	•
Lota® H2281 / H2283 / H2285			•																						
Lota® H2282 / H2284	•						•	•		•	•	•	•	•	•	•	•	•	•	•	•	•	•	•	•
Motivate®	•						•	•		•	•	•	•	•	•	•	•	•	•	•	•	•	•	•	•
Nucleus® Series	•						•	•		•	•	•	•	•	•	•	•	•	•	•	•	•	•	•	•
Pagoda® 4070/4090 Series**	•						•	•		•	•	•	•	•	•	•	•	•	•	•	•	•	•	•	•
Park Avenue Collection® 5020 Series	•						•	•		•	•	•	•	•	•	•	•	•	•	•	•	•	•	•	•
Perpetual® Nesting	•						•	•		•	•	•	•	•	•	•	•	•	•	•	•	•	•	•	•
Pillow-Soft® 2090 Series		•					•	•		•	•	•	•	•	•	•	•	•	•	•	•	•	•	•	•
Quotient®	•						•	•		•	•	•	•	•	•	•	•	•	•	•	•	•	•	•	•
Solutions Seating® 4000 Series	•						•	•		•	•	•	•	•	•	•	•	•	•	•	•	•	•	•	•
Solve®	•						•	•	•	•	•	•	•	•	•	•	•	•	•	•	•	•	•	•	• (Seat Only)
Soothe®	•						•	•		•	•	•	•	•	•	•	•	•	•	•	•	•	•	•	•
Soothe® High-Back										•	•	•	•	•	•	•	•	•	•	•	•	•	•	•	•
Volt® 5700/5710 Series				•																					
Volt® 5720/5730 Series	•						•	•		•	•	•	•	•	•	•	•	•	•	•	•	•	•	•	•
Credenza/Pedestal Cushions	•						•	•		•	•	•	•	•	•	•	•	•	•	•	•	•	•	•	•

*Flock® chair model HFLRC1 has fabric limitations, please see the Flock® seating pages 83-92 for details.

**Pagoda® wood back models available in Harvest (C), Natural Maple (D), Shaker Cherry (F), Bourbon Cherry (H) and Mahogany (N) only.

***Denver Leather (SS) may not be available on every model within a specific series, please refer to the model's page for details.

ORDERING INFORMATION

- Seating pages are now arranged in alpha, then numeric, order.
- **All specifications in this publication are based on the latest product information available at the time of print.**
- COM Ordering Information and pricing on page 11.
- Remember to add an FC to the base model number when fire code fabric is selected. New Models with FC Fire Code suffix meet CA Technical Bulletin 133. See pages 26-29 for available models/fabrics.
- Wood components are well-seasoned select hardwoods, chosen for their strength, their ability to machine well and their superior uniformity of stain and finish.
- Chairs with leather feature matching vinyl backs and vinyl seat bottom when applicable (Non-contact areas are vinyl).

FIRE CODE (CAL133)

Refer to CAL133 Compliant Seating matrices on pages 26-29 for a list of compliant models and fabrics. Add FC to the base model number.

Examples:

STANDARD: H2111.N.CU10

FIRE CODE: H2111FC.N.CU10

Wood Seating	Finish Codes							Standard Fabric Selections by Series with Price Code and Fabric Material																				
	Bourbon Cherry	Cognac	Harvest	Mahogany	Mocha	Natural Maple	Pinnacle	Shaker Cherry	1 AI	1 EB	1 CU	1 COMP	1 DAPR	1 HAML	1 NR	1 OP	2 PNS	2 CLYD	2 DOT	2 RUSH	2 SED	2 SPNN	2 WP	3 ISN	3 PURL	3 SX	L SS	
Cambia™ 2160 Series	H	COGN	C	N	MOCH	D	PINC	F	•		•	•	•	•	•	•	•	•	•	•	•	•	•	•	•	•	•	•
Invitation® 2110 Series	H	COGN	C	N	MOCH	D	PINC	F	•		•	•	•	•	•	•	•	•	•	•	•	•	•	•	•	•	•	•
Park Avenue Collection® 5000 Series	H	COGN	C	N	MOCH	D	PINC	F			•	•	•	•	•	•	•	•	•	•	•	•	•	•	•	•	•	•
Pillow-Soft® 2190 Series	H	COGN	C	N	MOCH	D	PINC	F		•	•	•	•	•	•	•	•	•	•	•	•	•	•	•	•	•	•	•
Versant® Tandem Wood	H	COGN	C	N	MOCH	D	PINC	F	•		•	•	•	•	•	•	•	•	•	•	•	•	•	•	•	•	•	•

Note: Gathers and creases may be more visible with AI and OP fabrics due to the inherent design and construction of these fabrics.

ORDERING INFORMATION

VENEERS FOR 2110 SERIES – INVITATION® TABLES AND TABLE CONNECTORS	CODES
Bourbon Cherry	H
Cognac	COGN
Mahogany	N
Mocha	MOCH
Pinnacle	PINC
Shaker Cherry	F

LAMINATES FOR VERSANT® TANDEM FREESTANDING TABLES	CODES
Bourbon Cherry	H
Cognac	COGN
Mahogany	N
Mocha	MOCH
Pinnacle	PINC
Shaker Cherry	F

FIRE CODE/COMPLIANT SEATING

FIRE SAFETY WITHOUT COMPROMISE

Elevate Fire Safety to a Higher Standard

- You asked for more seating choices that meet the CAL 133 standard. Here they are. Many of The HON Company's most popular chair models are now available in an array of fabrics that include an advanced barrier of fire protection. This barrier helps HON chairs comply with CAL 133 (California Technical Bulletin 133), the industry's most stringent test for fire-retardant furniture.

Definitive Protection

- The resilient filling materials used in upholstered seating manufactured by The HON Company meet or exceed the flame retardant requirements of the State of California, Department of Consumer Affairs, Bureau of Electronic and Home Appliance Repair, Home Furnishings and Thermal Insulation Technical Bulletin 117-2013. The label attached to the seat bottom indicates compliance with these requirements.
- For public buildings with at least 10 chairs in use, CAL 133 sets the bar as the accepted standard of fire safety. The CAL-TB 117-2013 standard referenced above evaluates the fire resistance of fabric, but only CAL 133 tests the entire assembled chair. Result: Greater assurance that your seating will not accelerate an actual fire.

How to Order

- To ensure that the chairs you order comply with CAL 133, specify one of the fabrics listed here on any of the seating models from the pages that follow. Then simply add "FC" to the model number when ordering.

SPECIFYING EXAMPLE: HSGS6FC.N.E.CU10.BLCK.

A standard upcharge of \$90 will be applied per seat model for all single seat chairs.

For Lounge Seating, the following upcharges will apply: (Please note, the lounge upcharges do not apply to the Ignition® or Versant® seating lines. For these models, the \$90 per seat applies.)

Single Seat/Club Lounge: \$250 list

2-Seat/Love Seat Lounge: \$325 list

3-Seat/Sofa: \$400 list

MOISTURE BARRIER

- This extra layer of protection prevents moisture from penetrating the foam to improve cleanability and extend product longevity. Moisture barrier is available as an option for the seat only. The recliner gets moisture barrier on seat and footrest.
- Moisture barrier is not available for the fire code models.**

How to Order

- Fire Code:** To ensure that the chairs you order comply with CAL 133, specify one of the fabrics listed here on any of the seating models from the pages that follow. Then simply add "FC" to the model number when ordering.

SPECIFYING EXAMPLE: HHCG11FC.S.AI90.PR8.

- Moisture Barrier:** When specifying Moisture Barrier simply add "MB" to the model number when ordering.

SPECIFYING EXAMPLE: HHCG11MB.S.AI90.P6N.PR8.

Upcharges for Fire Code and Moisture Barrier on Soothe® models

Model	Fire Code	Moisture Barrier
HHCG11	\$90	\$80
HHCG50	\$90	\$120
HHCG21	\$180	\$160
HHCGB21	\$180	\$160
HHCGB31	\$270	\$240
HHCP1	\$90	\$80

FIRE CODE/COMPLIANT SEATING

CAL 133 COMPLIANT FABRIC

GRADE 1

AI	Attire
APX	Apex
COMP	Compass
CU	Centurion
DAPR	Dapper
ENSB	Ensemble
HAML	Hamilton
NR	Inertia
OP	Optic

GRADE 2

BLME	Blume
CLYD	Clyde
DOT	Dotty
PNS	Appoint Seating
RUSH	Rush
SED	Seed
SPNN	Spin
WP	Whisper Vinyl

GRADE 3

ISN	In Season
PURL	Purl
QUL	Quill
SX	Silververtex™ Vinyl

GRADE L

SS	Leather
-----------	---------

Motivate®, Olson® and GuestStacker® shell chairs available in CAL 133 compliant color options as of June 2014. Please see matrix below.

SHELL COLOR	MOTIVATE®	OLSON® H4041	GUESTSTACKER® H4031
Onyx (ON)	X*	X	X
Lava (LA)		X	X
Regatta (RE)		X	X
Mulberry (MB)		X	X
Shadow (SD)		X	
Platinum (PT)		X	
Lime (LM)		X	
Tangelo (RG)		X	
Surf (BU)		X	
Calypso (CP)		X	
Loft (LO)		X	
Cherry (CR)		X	
White (WT)		X	

Creases and gathers may be visible with CAL 133 Fire Code seating due to the construction of the fire barrier material used.

*CA Technical Bulletin 133 Compliant available on Motivate® only in Onyx as a Standard Special. Contact HON Tailored Solutions Team for availability.

FIRE CODE/COMPLIANT SEATING

To ensure that the chairs you order comply with CAL 133, choose one of these seating fabrics with the seating models listed here. Then simply add "FC" to the model number when ordering as shown here: **HIWM2FC.A.H.M.CU10.T.SB. A standard upcharge of \$90 will be applied per seat. Example, HMG2 has 2 seats @ \$90 per seat, \$180 upcharge.**

CAL 133 Compliant Seating

ALL MODELS INCLUDED IN THIS PROGRAM ARE LISTED BELOW.

Fabric Grade	1	1	1	1	1	2	2	2	3	L
Series/Model Numbers	Attire	Centurion	Compass	Inertia	Optic	Appoint	Dotty	Whisper Vinyl	Silvertex Vinyl	Leather*
	AI	CU	COMP	NR	OP	PNS	DOT	WP	SX	SS/SR
Accommodate*										
HSGS6FC, HSGS6DFFC, HSCS1FC	•	•	•	•	•	•	•	•	•	
HSCS1DFFC, HSCS2FC, HSCS2DFFC	•	•	•	•	•	•	•	•	•	
HSB50FC, HSB50DFFC	•	•	•	•	•	•	•	•	•	
Cambia™										
H2164FC, H2165FC	•	•	•	•	•	•	•	•	•	•
Ceres*										
HCW1FC, HCG6FC	•	•	•	•	•	•	•	•	•	•
ComforTask*										
H5901FC, H5902FC, H5903FC	•	•	•	•	•	•	•	•	•	
H5905FC	•	•	•	•	•	•	•	•	•	
Endorse*										
HLWMFC	•	•	•	•	•	•	•	•	•	•
HLWMBTFC, HLTSMFC, HLTMFC	•	•	•	•	•	•	•	•	•	
HLWUFC, HLTUFC, HLEUFC	•	•	•	•	•	•	•			
HLWUBTFC, HLEUBTFC, HLTSUFC	•	•	•	•	•	•	•			
Flock* Seating										
HFLSC1FC, HFLMC1FC, HFLML1FC	•	•	•	•	•	•	•			•
HFLMR1FC, HFLSO1FC	•	•	•	•	•	•	•			•
HFLRC1FC		•	•	•	•	•		•	•	•
Grove*										
HML1SFC, HML1SDFFC, HML2SFC		•	•	•	•	•	•			•
HML2SDFFC, HML3SFC, HML3SDFFC		•	•	•	•	•	•			•
HML2STFC, HML2STDFFC		•	•	•	•	•	•			•
Ignition* Seating										
HIEH1FC, HIEH2FC, HIEH3FC	•	•	•	•	•	•	•	•	•	•
HIWM1FC, HIWM2FC, HIWM3FC	•	•	•	•	•	•	•	•	•	•
HIWM8FC, HITL1FC, HITL2FC	•	•	•	•	•	•	•	•	•	•
HITL3FC, HITS5FC, HIGCLFC	•	•	•	•	•	•	•	•	•	•
HIGS6FC, HISB6FC, HICS7FC	•	•	•	•	•	•	•	•	•	•
HIB50FC, HITLMFC, HIWMMFC	•	•	•	•	•	•	•	•	•	•
HITSMFC	•	•	•	•	•	•	•	•	•	•
Invitation*										
H2111FC, H2112FC	•	•		•	•	•	•	•	•	
Invitation* Lounge										
HFAA01FC, HFAL02FC, HFAS03FC	•	•	•	•	•	•	•			•

*Denver Leather (SS) may not be available on every model within a specific series, please refer to the model's page for details.

FIRE CODE/COMPLIANT SEATING

To ensure that the chairs you order comply with CAL 133, choose one of these seating fabrics with the seating models listed here. Then simply add “FC” to the model number when ordering as shown here: **HIWM2FC.A.H.M.CU10.T.SB. A standard upcharge of \$90 will be applied per seat. Example, HMG2 has 2 seats @ \$90 per seat, \$180 upcharge.**

CAL 133 Compliant Seating

ALL MODELS INCLUDED IN THIS PROGRAM ARE LISTED BELOW.

Fabric Grade	1	1	1	1	1	2	2	2	3	L
Series/Model Numbers	Attire	Centurion	Compass	Inertia	Optic	Appoint	Dotty	Whisper Vinyl	Silvertex Vinyl	Leather*
	AI	CU	COMP	NR	OP	PNS	DOT	WP	SX	SS/SR
Nucleus® Seating										
HN1FC, HN6FC, HN7FC	•	•	•	•	•	•	•	•	•	•
Pagoda®										
H4071FC, H4073FC, H4075FC	•	•	•	•	•	•	•	•	•	
H4077FC, H4079FC, H4091FC	•	•	•	•	•	•	•	•	•	
H4093FC, H4095FC, H4097FC	•	•	•	•	•	•	•	•	•	
H4099FC	•	•	•	•	•	•	•	•	•	
Park Avenue Collection®										
H5001FC, H5002FC		•	•	•	•	•				•
H5021FC, H5022FC		•	•	•	•	•				•
H5023FC		•	•	•	•	•	•	•	•	•
Perpetual® Nesting Chairs										
HPN1FC, HPN2FC	•	•	•	•	•	•	•	•	•	
Pillow-Soft®										
H2091FC, H2092FC, H2191FC		•	•	•	•	•				•
H2192FC		•	•	•	•	•				•
H2093FC, H2194FC		•	•	•	•	•	•	•	•	•
Quotient®										
HQTM1FC, HQTM2FC	•	•	•	•	•	•	•	•	•	
Solutions Seating®										
H4001FC, H4002FC	•	•	•	•	•	•				
H4003FC, H4008FC	•	•	•	•	•	•	•	•	•	
Solve®										
HSLVSM1FC, HSLVSM2FC	•	•	•	•	•	•	•	•	•	•
HSLVTM1FC, HSLVTM2FC	•	•	•	•	•	•	•	•	•	•
Soothe®										
HHCG11FC, HHCG50FC, HHCG21FC	•	•	•	•	•		•	•	•	•
HHCGB21FC, HHCGB31FC	•	•	•	•	•		•	•	•	•
HHCP1FC									•	
Versant®										
HHCT01FC, HHCT12FC, HHCT02FC	•	•	•	•	•	•	•	•	•	•
HHCB50FC, HHB02FC, HHB03FC	•	•	•	•	•	•	•	•	•	•

*Denver Leather (SS) may not be available on every model within a specific series, please refer to the model's page for details.

ACCOMMODATE®



Accommodate® Café-Height Stools shown in Centurion Black.

ACCOMMODATE®

The key to designing a collaborative environment is to support productivity throughout the space. From waiting areas and cafés to meeting spaces and offices, Accommodate creates opportunities for people to get work done in a comfortable, casual setting. Cluster together. Form neat rows. Stack four high. With guest and bariatric chairs, as well as café and counter-height stools, Accommodate brings greater comfort, versatility and continuity throughout your space with a seating collection that adapts to your environment, people and budget.



FEATURES

- Thin profile seat cushion conforms to your body.
- Contoured back ergonomically supports the spine.
- Chairs can stack up to four high.
- Chairs can gang together to form neat rows.
- Waterfall seat edge enhances leg circulation.
- Lightweight frame is easy to move.
- Nylon glides slide effortlessly on hard surfaces.
- Tube rolled steel frame adds durability.
- Wall-saver design protects walls and cabinets.
- Warranted for users up to 300 lbs. (Models HSB50 and HSB50DF are warranted for users up to 500 lbs.)

MODEL OPTIONS

HSGS6
HSGS6DF - Dual Fabric



Guest Chair

HSCS1
HSCS1DF - Dual Fabric



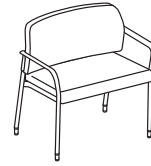
Counter-Height Stool

HSCS2
HSCS2DF - Dual Fabric



Café-Height Stool

HSB50
HSB50DF - Dual Fabric



Bariatric Chair

ARM STYLE

CODE	DESCRIPTION	PRICE
N	Armless	+\$0
F	Fixed Arms	+\$30



FRAME

CODE	DESCRIPTION	PRICE
BLCK	Textured Black	+\$0
PK7	Textured Designer White	+\$0
P7J	Textured Brownstone	+\$0
P7A	Textured Charcoal	+\$0
P7L	Textured Loft	+\$0
P7M	Textured Muslin	+\$0
PR8	Textured Silver	+\$0
P8V	Textured Titanium	+\$0



CASTERS/ GLIDES

CODE	DESCRIPTION	PRICE
E	Standard Nylon Glide	+\$0
H	Hard Caster	+\$0
S	Soft Caster	+\$20
B	Both Hard Casters and Standard Nylon Glides	+\$20



*Options H, S & B available for HSGS6 and HSGS6DF models only

ACCOMMODATE®

Fabric Options

HON BRANDED FABRICS

GRADE 1

Apex
Attire
Centurion
Compass
Contourett
Dapper
Ensemble
Hamilton
Inertia
Optic

GRADE 2


Appoint Seating
Blume
Clyde
Dotty
Rush
Seed
Spin
Whisper Vinyl

GRADE 3

In Season
Purl
Quill
Silvertex™ Vinyl

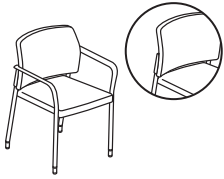
For a complete list of fabrics, including partnership fabrics, go to hon.com/fabricsandfinishes.

Reference Fabric Color Combinations on pages 18-22 for color codes and legend on page 19 for lead times.

 For Fire Code model, availability and ordering method, refer to pages 26-29. Available on select models, contact HON Customer Support for availability.



HSGS6



GUEST CHAIR

Set of Two Guest Chairs

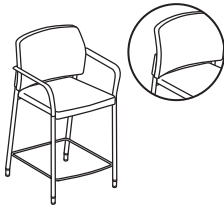
DIMENSIONS

Depth:	22¼	Seat to Floor Height:	18¼
Height:	31½	Usable Seat Depth:	17
Seat Depth:	20¾	Ship Weight (with arms):	50
Seat Width:	17½	Ship Weight (armless):	48
Back Width:	19¾	Cube (with arms):	15.8
Back Height:	16¼	Cube (armless):	15.8
Width (with arms):	23½	COM (per 2 pack):	3.0
Width (armless):	19¾	Weight Rating:	300 lbs.
Arm Width:	20¼		

FABRIC PRICE CODES

1	\$754	8	\$1168
2	\$826	9	\$1222
3	\$898	10	\$1276
4	\$952	11	\$1330
5	\$1006	12	\$1384
6	\$1060	L	—
7	\$1114		

HSCS1



COUNTER-HEIGHT STOOL

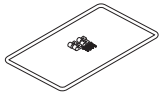
DIMENSIONS

Depth:	23½	Seat to Floor Height:	25½
Height:	38¾	Usable Seat Depth:	17
Seat Depth:	20¾	Ship Weight (with arms):	36
Seat Width:	17½	Ship Weight (armless):	35
Back Width:	19¾	Cube (with arms):	15.8
Back Height:	16¼	Cube (armless):	15.8
Width (with arms):	23½	COM:	2.0
Width (armless):	19¾	Weight Rating:	300 lbs.
Arm Width:	20¼		

FABRIC PRICE CODES

1	\$458	8	\$665
2	\$494	9	\$692
3	\$530	10	\$719
4	\$557	11	\$746
5	\$584	12	\$773
6	\$611	L	—
7	\$638		

HSGANG



GANGING BRACKET

(hardware included)

DIMENSIONS

Ship Weight: 5 Ⓞ

LIST PRICE

\$34

NOTES: For use on models HSGS6 and HSGS6DF.

ⓘ No specification required for bracket. The ganging bracket is only available in black. The ganging bracket does not work on the bariatric unit.

HON Recommendation: HSGS6.N.E.CU__PR8 - List Price \$754

HOW TO SPECIFY

<p>Select Model Number</p>	<p>Select Arm Type</p> <p>N Armless F Fixed Arms (+ \$30 per chair)</p>	<p>Select Caster/Glide</p> <p>E Standard Nylon Glide H Hard Caster S Soft Caster (+ \$20 per chair) B Both Hard Casters and Standard Nylon Glides (+ \$20 per chair)</p> <p><i>Options H, S & B available for HSGS6 model only</i></p>	<p>Select Fabric</p> <p>See page 32</p>	<p>Select Frame</p> <p>See page 31</p>
<p>H S G S 6 .</p>	<p>N .</p>	<p>E .</p>	<p>C U 1 0 .</p>	<p>P R 8</p>

ACCOMMODATE®

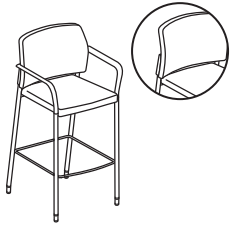
GSA SIN 33721



Icon Legend on page 15

HSCS2

CAFÉ-HEIGHT STOOL



DIMENSIONS

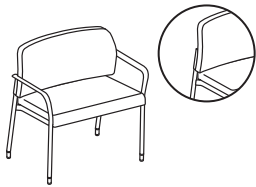
Depth:	24½	Seat to Floor Height:	31½
Height:	44¾	Usable Seat Depth:	17
Seat Depth:	20¾	Ship Weight (with arms):	38
Seat Width:	17½	Ship Weight (armless):	37
Back Width:	19¾	Cube (with arms):	19.1
Back Height:	16¼	Cube (armless):	19.1
Width (with arms):	23½	COM:	2.0
Width (armless):	19¾	Weight Rating:	300 lbs.
Arm Width:	20¼		

FABRIC PRICE CODES

1	\$502	8	\$709
2	\$538	9	\$736
3	\$574	10	\$763
4	\$601	11	\$790
5	\$628	12	\$817
6	\$655	L	—
7	\$682		

HSB50

BARIATRIC CHAIR



DIMENSIONS

Depth:	21½	Seat to Floor Height:	19
Height:	32½	Usable Seat Depth:	16¾
Seat Depth:	20¼	Ship Weight (with arms):	50
Seat Width:	28	Ship Weight (armless):	49
Back Width:	29	Cube (with arms):	27.2
Back Height:	16½	Cube (armless):	27.2
Width (with arms):	33½	COM:	2.0
Width (armless):	30	Weight Rating:	500 lbs.
Arm Width:	30		

FABRIC PRICE CODES

1	\$809	8	\$1085
2	\$857	9	\$1121
3	\$905	10	\$1157
4	\$941	11	\$1193
5	\$977	12	\$1229
6	\$1013	L	—
7	\$1049		

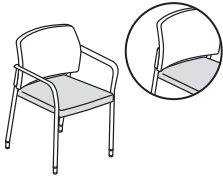
HON Recommendation: HSCS2.N.E.CU__PR8 - List Price \$502

HOW TO SPECIFY

Select Model Number <div style="border: 1px solid black; display: inline-block; padding: 2px;">H S C S 2</div>	Select Arm Type N Armless F Fixed Arms (+ \$30 per chair) <div style="border: 1px solid black; display: inline-block; padding: 2px;">N</div>	Select Caster/Glide E Standard Nylon Glide <div style="border: 1px solid black; display: inline-block; padding: 2px;">E</div>	Select Fabric See page 32 <div style="border: 1px solid black; display: inline-block; padding: 2px;">C U 1 0</div>	Select Frame See page 31 <div style="border: 1px solid black; display: inline-block; padding: 2px;">P R 8</div>
--	--	---	---	--



HSGS6DF



GUEST CHAIR

Dual Fabric
Set of Two Guest Chairs

DIMENSIONS

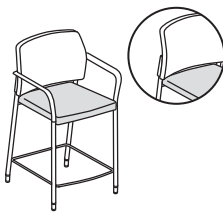
Depth:	22¼	Seat to Floor Height:	18¼
Height:	31½	Usable Seat Depth:	17
Seat Depth:	20¾	Ship Weight (with arms):	50
Seat Width:	17½	Ship Weight (armless):	48
Back Width:	19¾	Cube (with arms):	15.8
Back Height:	16¼	Cube (armless):	15.8
Width (with arms):	23½	COM (Seat, per 2 pack):	1.5
Width (armless):	19¾	COM (Back, per 2 pack):	1.5
Arm Width:	20¼	Weight Rating:	300 lbs.

FABRIC PRICE CODES

1	\$910	
<i>Add to Base Price Above</i>		
	Back	Seat
2	\$36	\$36
3	\$72	\$72
4	\$99	\$99
5	\$126	\$126
6	\$153	\$153
7	\$180	\$180
8	\$207	\$207
9	\$234	\$234
10	\$261	\$261
11	\$288	\$288
12	\$315	\$315

NOTES: For Ganging Brackets see page 36. Accommodate® Guest Chairs stack 4-high.

HSCS1DF



COUNTER-HEIGHT STOOL

Dual Fabric

DIMENSIONS

Depth:	23½	Seat to Floor Height:	25½
Height:	38¾	Usable Seat Depth:	17
Seat Depth:	20¾	Ship Weight (with arms):	36
Seat Width:	17½	Ship Weight (armless):	35
Back Width:	19¾	Cube (with arms):	15.8
Back Height:	16¼	Cube (armless):	15.8
Width (with arms):	23½	COM (Seat):	1.0
Width (armless):	19¾	COM (Back):	1.0
Arm Width:	20¼	Weight Rating:	300 lbs.

FABRIC PRICE CODES

1	\$537	
<i>Add to Base Price Above</i>		
	Back	Seat
2	\$18	\$18
3	\$36	\$36
4	\$50	\$50
5	\$63	\$63
6	\$77	\$77
7	\$90	\$90
8	\$104	\$104
9	\$117	\$117
10	\$131	\$131
11	\$144	\$144
12	\$158	\$158

HON Recommendation: HSGS6DF.N.E.CU__CU__PR8 - List Price \$910

HOW TO SPECIFY

Select Model Number	Select Arm Type	Select Caster/Glide	Select Back Fabric	Select Seat Fabric	Select Frame
HSGS6DF	N Armless F Fixed Arms (+ \$30 per chair)	E Standard Nylon Glide H Hard Caster S Soft Caster (+ \$20 per chair) B Both Hard Casters and Standard Nylon Glides (+ \$20 per chair) <i>Options H, S & B available for HSGS6DF model only</i>	See page 32	See page 32	See page 31
	N	E	CU22	CU10	PR8



HSCS2DF



CAFÉ-HEIGHT STOOL

Dual Fabric

DIMENSIONS

Depth:	24½	Seat to Floor Height:	31½
Height:	44¾	Usable Seat Depth:	17
Seat Depth:	20¾	Ship Weight (with arms):	38
Seat Width:	17½	Ship Weight (armless):	37
Back Width:	19¾	Cube (with arms):	19.1
Back Height:	16¼	Cube (armless):	19.1
Width (with arms):	23½	COM (Seat):	1.0
Width (armless):	19¾	COM (Back):	1.0
Arm Width:	20¼	Weight Rating:	300 lbs.

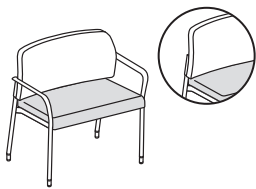
FABRIC PRICE CODES

1 \$581

Add to Base Price Above

	Back	Seat
2	\$18	\$18
3	\$36	\$36
4	\$50	\$50
5	\$63	\$63
6	\$77	\$77
7	\$90	\$90
8	\$104	\$104
9	\$117	\$117
10	\$131	\$131
11	\$144	\$144
12	\$158	\$158

HSB50DF



BARIATRIC CHAIR

Dual Fabric

DIMENSIONS

Depth:	21½	Seat to Floor Height:	19
Height:	32½	Usable Seat Depth:	16¾
Seat Depth:	20¼	Ship Weight (with arms):	50
Seat Width:	28	Ship Weight (armless):	49
Back Width:	29	Cube (with arms):	27.2
Back Height:	16½	Cube (armless):	27.2
Width (with arms):	33½	COM (Seat):	1.0
Width (armless):	30	COM (Back):	1.0
Arm Width:	30	Weight Rating:	500 lbs.

FABRIC PRICE CODES

1 \$887

Add to Base Price Above

	Back	Seat
2	\$24	\$24
3	\$48	\$48
4	\$66	\$66
5	\$84	\$84
6	\$102	\$102
7	\$120	\$120
8	\$138	\$138
9	\$156	\$156
10	\$174	\$174
11	\$192	\$192
12	\$210	\$210

HSGANG



GANGING BRACKET

(hardware included)

DIMENSIONS

Ship Weight: 5 Ⓞ

LIST PRICE

\$34

NOTES: For use on models HSGS6 and HSGS6DF.

ⓘ No specification required for bracket. The ganging bracket is only available in black. The ganging bracket does not work on the bariatric unit.

HON Recommendation: HSCS2DF.N.E.CU__CU__PR8 - List Price \$581

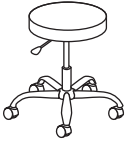
HOW TO SPECIFY

Select Model Number H S C S 2 D F	Select Arm Type N Armless F Fixed Arms (+ \$30)	Select Caster/Glide E Standard Nylon Glide	Select Back Fabric See page 32	Select Seat Fabric See page 32	Select Frame See page 31
H S C S 2 D F .	N .	E .	C U 2 2 .	C U 1 0 .	P R 8



ADJUSTABLE TASK/LAB Stools

HMTS01



TASK/LAB STOOL

without Back

Pneumatic
Swivel

Functions: **A, E**

(Function Key on pages 16-17)

DIMENSIONS

Depth:	27¼	Seat to Floor Height:	17¾-22
Width:	24⅝	Usable Seat Depth:	16
Height:	17¾-22	Ship Weight:	22 Ⓢ
Seat:	16" Dia.	Cube:	2.5
		Weight Rating:	250 lbs.

FABRIC PRICE CODE

1 \$366

NOTES: EA vinyl is a healthcare covering that meets AATCC Test Method 147-2004.

! Available in polished base ONLY. Available in Grade 1, Black, EA11 fabric ONLY.

HMTS11



TASK/LAB STOOL

with Back

Pneumatic
Back Height
Seat Depth
Swivel

Functions: **A, B, C, E**

(Function Key on pages 16-17)

DIMENSIONS

Depth:	27¼	Seat to Floor Height:	17¾-22
Width:	24⅝	Usable Seat Depth:	14¾-16
Height:	31½-38	Ship Weight:	29 Ⓢ
Seat:	16" Dia.	Cube:	2.7
Back Width:	15½	Weight Rating:	250 lbs.
Back Height:	8¾-16		

FABRIC PRICE CODE

1 \$490

NOTES: EA vinyl is a healthcare covering that meets AATCC Test Method 147-2004.

! Available in polished base ONLY. Available in Grade 1, Black, EA11 fabric ONLY.

HOW TO SPECIFY

Select Model Number	Select Fabric
	EA11 Black, Grade 1 (only)
H M T S 0 1 .	E A 1 1

ASSEMBLE™ Nesting/Stacking Chairs

OPEN MARKET



Icon Legend on page 15

HVL304



NESTING/STACKING

Upholstered Seat and Mesh
Back
Casters
Armless
Ships 2 per Carton

DIMENSIONS

Depth:	24	Seat to Floor Height:	17
Width:	24	Usable Seat Depth:	17
Height:	34¾	Ship Weight:	57
Seat Depth:	17	Cube:	9.0
Seat Width:	18	Weight Rating:	250 lbs.
Back Width:	16¾		

LIST PRICE PER CARTON

\$547
(reference single unit @
\$273.50

NOTES: Stacks 4-high. Comfortable and breathable mesh back. Armless. Black fabric seat. Specify Black (T) or Silver (X) frame. Ships two per carton. **HON 5-Year Limited Warranty.**

Mesh Nesting Chairs are ordered and shipped two (2) chairs per carton. Pricing shown is per carton. Each set of two chairs (one carton) must have the same fabric/frame color. Ordering 2 of any model will result in 2 cartons being shipped, giving you 4 chairs.

HON Recommendation: HVL304.VA10.T - List Price \$547

HVL314



NESTING/STACKING

Upholstered Seat and Mesh
Back
Casters
Arms
Ships 2 per Carton

DIMENSIONS

Depth:	24	Arm Width:	18
Width:	24	Seat to Floor Height:	17
Height:	34¾	Usable Seat Depth:	17
Seat Depth:	17	Ship Weight:	57
Seat Width:	18	Cube:	9.2
Back Width:	16¾	Weight Rating:	250 lbs.

LIST PRICE PER CARTON

\$572
(reference single unit @
\$286.00

NOTES: Stacks 4-high. Comfortable and breathable mesh back. With arms. Black fabric seat. Specify Black (T) or Silver (X) frame. Ships two per carton. **HON 5-Year Limited Warranty.**

Mesh Nesting Chairs are ordered and shipped two (2) chairs per carton. Pricing shown is per carton. Each set of two chairs (one carton) must have the same fabric/frame color. Ordering 2 of any model will result in 2 cartons being shipped, giving you 4 chairs.

HON Recommendation: HVL314.VA10.T - List Price \$572

HOW TO SPECIFY

Select
Model Number

H V L 3 0 4 .

Select
Fabric

VA10 Black

V A 1 0 .

Select
Frame

T Black
X Silver

T

BODA™



Shown with 10700 Series™ desks.

BODA™

Look cool. Stay cool. Boda task chairs rely on breathable mesh that increases airflow to prevent hot spots and maximize comfort. Each high-back task chair features a mesh back with a choice of mesh seat or upholstered seat for maximum comfort. To take the comfort to an even higher level, the 2-to-1 synchro-tilt recline control provides a stable, comfortable ride, making it perfect for executive offices and meeting spaces.



FEATURES

- Breathable mesh back delivers all-day comfort.
- Mesh seat option is breathable and offers all-day support.
- Upholstered seat option includes ample foam cushioning.
- Responsive synchro-tilt control provides a smooth, natural recline.
- Arms move up or down for shoulder and upper body support.
- Tilt tension controls the rate and ease of recline.
- Tilt lock allows the user to lock out the tilt function.
- One-touch seat height adjustment easily moves the seat up and down.
- 360-degree swivel provides freedom of movement in any direction.
- Warranted for users up to 275 lbs.



HMH01



TASK CHAIR

High-back
 Pneumatic
 Synchro-tilt
 Tilt Tension
 Tilt Lock
 Height-adjustable Arms
 Mesh Sandwich Fabric Seat and Mesh Back

Functions: **A, E, J, K, L, Q**
 (Function Key on pages 16-17)

NOTES: Model HMH01 available with Black Mesh back and Black Sandwich Mesh fabric seat.

! Titanium frame only available on both models.

DIMENSIONS

Depth:	35½	Arm Width:	19¼
Width:	27¾	Seat to Floor Height:	18¼-22½
Height:	44	Usable Seat Depth:	17⅞
Seat Depth:	17⅞	Ship Weight:	43 Ⓢ
Seat Width:	20¾	Cube:	5.1
Back Width:	19¾	Weight Rating:	275 lbs.
Back Height:	24¼		

LIST PRICE

\$815

HMH02



TASK CHAIR

High-back
 Pneumatic
 Synchro-tilt
 Tilt Tension
 Tilt Lock
 Height-adjustable Arms
 Mesh Seat and Back

Functions: **A, E, J, K, L, Q**
 (Function Key on pages 16-17)

NOTES: HMH02 available with Black Mesh seat and back.

! Titanium frame only available on both models.

DIMENSIONS

Depth:	35½	Arm Width:	17½
Width:	27	Seat to Floor Height:	18½-22¾
Height:	44¼	Usable Seat Depth:	18¼
Seat Depth:	18¼	Ship Weight:	44 Ⓢ
Seat Width:	20	Cube:	5.1
Back Width:	19¾	Weight Rating:	275 lbs.
Back Height:	24¾		

LIST PRICE

\$940

HON Recommendation: HMH01.MM10.C - List Price \$815

HOW TO SPECIFY

<p>Select Model Number</p> <p>HMH01</p>	<p>Select Seat</p> <p>MM10 Black Sandwich Mesh — (HMH01 ONLY) MST1 Black Mesh — (HMH02 ONLY)</p> <p>MM10</p>	<p>Select Frame</p> <p>C Titanium</p> <p>C</p>
--	--	--

CAMBIA™ 2160 SERIES



Cambia Upholstered Back Guest Chairs shown with Preside® table.

CAMBIA™ 2160 SERIES

Cambia's comfort and style is a warm invitation for any guest or coworker. With two back variations and arm options, this is a guest chair collection designed to adapt. Each back option offers a choice of a wood slat design or upholstered panel to suit any space or personal taste. Choose from eight rich hardwood finishes and hundreds of quality HON fabrics to express your style and reflect your brand.



FEATURES

- Wood slat back panel complements a variety of surroundings.
- Upholstered seat and back features cushioning for additional comfort and support.
- Personalize your space with a choice of back styles.
- Fixed arms enhance take pressure off the upper body and shoulders.
- Solid hardwood in one of eight attractive finishes.
- Available in hundreds of quality HON fabrics.
- Warranted for users up to 250 lbs.

CAMBIA™

2160 Series Options

MODEL OPTIONS

H2164



Guest Chair

Upholstered Back, Leg Base,
Arch Arms

H2165



Guest Chair

Wood Slat Back, Leg Base,
Arch Arms

AVAILABLE FINISHES

Cambia™ 2160 Series Seating is available in 8 wood finishes.

WOOD FINISHES

Bourbon Cherry (H)

Cognac (COGN)

Harvest (C)

Mahogany (N)

Mocha (MOCH)

Natural Maple (D)

Pinnacle (PINC)

Shaker Cherry (F)

HON BRANDED FABRICS

GRADE 1

Apex
Attire
Centurion
Compass
Contourett
Dapper
Ensemble
Hamilton
Inertia
Optic

GRADE 2

Appoint Seating
Blume
Clyde
Dotty
Rush
Seed
Spin
Whisper Vinyl

GRADE 3


In Season
Purl
Quill
Silvertex™ Vinyl

GRADE L

Denver Leather

For a complete list of fabrics, including partnership fabrics, go to hon.com/fabricsandfinishes.

Reference Fabric Color Combinations on pages 18-22 for color codes and legend on page 19 for lead times. For additional HON to Supply COM fabric grade pricing, go to honready.hon.com and click on the HON to Supply COM link.

 For Fire Code model, availability and ordering method, refer to pages 26-29. Available on select models, contact HON Customer Support for availability.



CAMBIA™ 2160 Series

H2164



GUEST CHAIR

Upholstered Back
Leg Base
Arch Arms

DIMENSIONS

Depth:	24¼	Arm Width:	19
Width:	21¾	Seat to Floor Height:	19
Height:	31¾	Usable Seat Depth:	21
Seat Depth:	21	Ship Weight:	30
Seat Width:	21¾	Cube:	22.6
Back Width:	21¾	COM:	1.5
Back Height:	13¾	Weight Rating:	250 lbs.

FABRIC PRICE CODES

1	\$698	8	\$1043
2	\$758	9	\$1088
3	\$818	10	\$1133
4	\$863	11	\$1178
5	\$908	12	\$1223
6	\$953	L	\$1198
7	\$998		

H2165



GUEST CHAIR

Wood Slat Back
Leg Base
Arch Arms

DIMENSIONS

Depth:	24¼	Arm Width:	19
Width:	21¾	Seat to Floor Height:	19
Height:	31¾	Usable Seat Depth:	21
Seat Depth:	21	Ship Weight:	30
Seat Width:	21¾	Cube:	22.6
Back Width:	21¾	COM:	1.3
Back Height:	13¾	Weight Rating:	250 lbs.

FABRIC PRICE CODES

1	\$736	8	\$943
2	\$772	9	\$970
3	\$808	10	\$997
4	\$835	11	\$1024
5	\$862	12	\$1051
6	\$889	L	\$1036
7	\$916		

HON Recommendation: H2164.MOCH.CU__ - List Price \$698

HOW TO SPECIFY

<p>Select Model Number</p> <p>H 2 1 6 4 .</p>	<p>Select Finish</p> <p>See page 42</p> <p>M O C H .</p>	<p>Select Fabric</p> <p>See page 42</p> <p>C U 1 0 .</p>
--	---	---



Task Seating shown with Coordinate™ and Flock®.

CERES®

Seating is personal. At the same time, it's also universal. Ceres is designed to bridge that gap by creating a holistic seating family that allows everyone to stay in control of their own comfort. As the result of exhaustive ergonomic research, the stunning Ceres collection of task and guest chairs feature total support for anyone and any space. The comfort contours cradle you throughout the workday, while projecting the right personality for your brand.



GUEST FEATURES

- 4-Way Stretch mesh back is available in five colors.
- Model HCG6 is a four-leg multi-purpose chair with a pivoting back for added comfort.
- Model HCG6 stacks up to four high on the floor.
- Guest chairs are available with or without arms.
- Available in dual fabric.
- Warranted for users up to 300 lbs.

TASK CHAIR FEATURES

- Height- and width-adjustable arms provide a custom fit.
- Seat depth adjustment adapts to users of various heights.
- One-touch seat height adjustment easily moves the seat up and down.
- Tilt tension controls the rate and ease of recline.
- Tilt lock allows the user to lock the back in multiple recline positions.
- Warranted for users up to 300 lbs.

CERES® Task Chair Options

MODEL OPTION




HCW1





Task Chair

Pneumatic, Swivel, Synchro-tilt,
Seat Glide Tilt Tension, Height,
Width and Depth Adjustable Arms

ARM STYLE

	CODE	DESCRIPTION	PRICE
	ABLCK	Textured Black	+\$0
	APLAT	Textured Platinum Metallic	+\$0
	APA	Polished Aluminum	+\$50


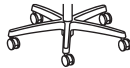
CASTERS

	CODE	DESCRIPTION	PRICE
	H	Hard Caster	+\$0
	S	Soft Caster	+\$30

BACK STYLE

	CODE	DESCRIPTION	PRICE
	PB	Upholstered in-back	+\$0
<i>4-Way Stretch options:</i>			
	IM	Black	+\$0
	IF	Fog	+\$0
	IC	Charcoal	+\$0
	IH	Chai	+\$0
	IY	Navy	+\$0

BASE

	CODE	DESCRIPTION	PRICE
	SB	Standard Base	+\$0
	PA	Polished Aluminum	+\$110

FRAME

	CODE	DESCRIPTION	PRICE
	T	Black	+\$0

CERES® Multi-Purpose Chair Options

MODEL OPTION

HCG6



Multi-Purpose

Four-leg stacking frame with pivoting back

HCG6DF - Dual Fabric



Multi-Purpose

Four-leg stacking frame with pivoting back

ARM STYLE

CODE	DESCRIPTION	PRICE
N	Armless	+\$0
F	Fixed Arms	+\$55



BACK STYLE

CODE	DESCRIPTION	PRICE
PB	Upholstered in-back	+\$0



4-Way Stretch options:

IM	Black	+\$0
IF	Fog	+\$0
IC	Charcoal	+\$0
IH	Chai	+\$0
IY	Navy	+\$0



CASTERS/ GLIDE

CODE	DESCRIPTION	PRICE
H	Hard Caster	+\$0
S	Soft Caster	+\$20
E	Glide	+\$0



FRAME

CODE	DESCRIPTION	PRICE
BLCK	Textured Black	+\$0
PLAT	Textured Platinum Metallic	+\$0


HON BRANDED FABRICS

GRADE 1	GRADE 2	GRADE 3	GRADE L
Apex	Appoint Seating	In Season	Denver Leather*
Attire	Blume	Purl	
Centurion	Clyde	Quill	
Compass	Dotty	Silvertex™ Vinyl	
Contourett	Rush		
Dapper	Seed		
Ensemble	Spin		
Hamilton	Whisper Vinyl		
Inertia			
Optic			

For a complete list of fabrics, including partnership fabrics, go to hon.com/fabricsandfinishes.

Reference Fabric Color Combinations on pages 18-22 for color codes and legend on page 19 for lead times. For additional HON to Supply COM fabric grade pricing, go to honready.hon.com and click on the HON to Supply COM link.

*Denver Leather (SS) may not be available on every model within a specific series, please refer to the model's page for details.

 For Fire Code model, availability and ordering method, refer to pages 26-29. Available on select models, contact HON Customer Support for availability.



HCW1



TASK CHAIR

Pneumatic
Swivel
Synchro-tilt
Seat Glide Tilt Tension
Height, Width and Depth
Adjustable Arms
Functions:
A, D, E, A-C, A-D, B-A
(Function Key on pages 16-17)

DIMENSIONS

Depth:	27¾	Seat to Floor Height:	17-21½
Width:	27½	Usable Seat Depth:	17-19½
Height:	43⅞	Ship Weight (upholstered back):	39 Ⓢ
Seat Depth:	19	Ship Weight (mesh back):	39 Ⓢ
Seat Width:	20	Cube (upholstered back):	11.3
Back Width:	16½	Cube (mesh back):	11.3
Back Height:	22½	COM (upholstered back):	1.0
Arm Width:	17½-21	COM (mesh back):	1.0
		Weight Rating:	300 lbs.

FABRIC PRICE CODES

1	\$1309	8	\$1447
2	\$1333	9	\$1465
3	\$1357	10	\$1483
4	\$1375	11	\$1501
5	\$1393	12	\$1519
6	\$1411	L	\$1509
7	\$1429		

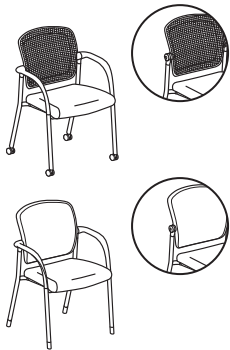
HON Recommendation: HCW1.ABLCK.H.IM.CU__SB.T - List Price \$1309

HOW TO SPECIFY

Select Model Number	Select Arm Option	Select Caster/Glide	Select Back Option	Select Fabric	Select Base	Select Frame
Adjustable Arms Finishes ABLCK Textured Black APLAT Textured Platinum Metallic APA Polished Aluminum (+ \$50)	H Hard Caster S Soft Caster (+ \$30)	PB Upholstered in-back Mesh Back Options IM Black IF Fog IC Charcoal IH Chai IY Navy	See page 47	SB Standard Base PA Polished Aluminum (+ \$110)	T Black	
HCW1	ABLCK	H	IM	CU10	SB	T



HCG6



MULTI-PURPOSE

Four-leg stacking frame with pivoting back

DIMENSIONS

Depth:	25	Seat to Floor Height:	18¾
Width:	24½	Usable Seat Depth:	17¼
Height:	35	Ship Weight (upholstered back):	22
Seat Depth:	19½	Ship Weight (mesh back):	22
Seat Width:	20	Cube (upholstered back):	15.2
Back Width:	17½	Cube (mesh back):	15.2
Back Height:	17	COM (upholstered back):	1.0
Arm Width:	20¼	COM (mesh back):	1.0
		Weight Rating:	300 lbs.

FABRIC PRICE CODES

1	\$540	8	\$678
2	\$564	9	\$696
3	\$588	10	\$714
4	\$606	11	\$732
5	\$624	12	\$750
6	\$642	L	\$740
7	\$660		

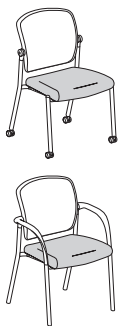
NOTES: Multi-purpose model HCG6, with or without arms, stacks up to 4-high.

HON Recommendation: HCG6.F.H.IM.CU__BLCK - List Price \$595

HOW TO SPECIFY

<p>Select Model Number</p> <p>HCG6</p>	<p>Select Arm Option</p> <p>F Fixed Arms (+ \$55) N Armless</p> <p>F</p>	<p>Select Caster/Glide</p> <p>E Glide H Hard Caster S Soft Caster (+ \$20)</p> <p>H</p>	<p>Select Back Option</p> <p>PB Upholstered in-back Mesh Back Options IM Black IF Fog IC Charcoal IH Chai IY Navy</p> <p>IM</p>	<p>Select Fabric</p> <p>See page 47</p> <p>CU10</p>	<p>Select Frame</p> <p>BLCK Textured Black PLAT Textured Platinum Metallic</p> <p>BLCK</p>
---	---	---	--	--	---

HCG6DF



MULTI-PURPOSE

Dual Fabric
Four-leg stacking frame with pivoting back

DIMENSIONS

Depth:	25	Arm Width:	20¼
Width:	24½	Seat to Floor Height:	18¾
Height:	35	Usable Seat Depth:	17¼
Seat Depth:	19½	Ship Weight (upholstered back):	22
Seat Width:	20	Cube (upholstered back):	15.2
Back Width:	17½	COM (back):	0.8
Back Height:	17	COM (seat):	1.0
		Weight Rating:	300 lbs.

FABRIC PRICE CODES

1	\$615		
<i>Add to Base Price Above</i>			
		Back	Seat
2	\$18	\$24	
3	\$36	\$48	
4	\$50	\$66	
5	\$63	\$84	
6	\$77	\$102	
7	\$90	\$120	
8	\$104	\$138	
9	\$117	\$156	
10	\$131	\$174	
11	\$144	\$192	
12	\$158	\$210	
L	\$150	\$200	

NOTES: Multi-purpose model HCG6DF, with or without arms, stacks up to 4-high.

HON Recommendation: HCG6DF.F.H.PB.CU__CU__BLCK - List Price \$712

HOW TO SPECIFY

<p>Select Model Number</p> <p>HCG6DF</p>	<p>Select Arm Option</p> <p>F Fixed Arms (+ \$55) N Armless</p> <p>F</p>	<p>Select Caster/Glide</p> <p>E Glide H Hard Caster S Soft Caster (+ \$20)</p> <p>H</p>	<p>Select Back Option</p> <p>PB Upholstered in-back</p> <p>PB</p>	<p>Select Back Fabric</p> <p>See page 47</p> <p>CU22</p>	<p>Select Seat Fabric</p> <p>See page 47</p> <p>CU10</p>	<p>Select Frame</p> <p>BLCK Textured Black PLAT Textured Platinum Metallic</p> <p>BLCK</p>
---	---	---	---	---	---	---

CHARGE™



Icon Legend on page 15

HVL643



GUEST CHAIR

4-Leg Base
Padded Arms

DIMENSIONS

Depth:	28½	Arm Width:	18½
Width:	24½	Seat to Floor Height:	19½
Height:	34½	Usable Seat Depth:	19½
Seat Depth:	19½	Ship Weight:	36
Seat Width:	19	Cube:	4.5
Back Width:	21¼	Weight Rating:	250 lbs.
Back Height:	18		

PRICE CODE

Leather **\$339**

NOTES: Black SofThread™ Leather with pleated stitching detail. Black frame. **HON 5-Year Limited Warranty.**


HON Recommendation: HVL643.SB11 - List Price \$339

HOW TO SPECIFY

<p>Select Model Number</p>	<p>Select Fabric</p> <p>SB11 Black SofThread™ Leather</p>
<p>H V L 6 4 3 .</p>	<p>S B 1 1</p>



HVL871



CLUB CHAIR

DIMENSIONS

Depth:	28¾	Arm Width:	21½
Width:	33	Seat to Floor Height:	18½
Height:	32	Usable Seat Depth:	21
Seat Depth:	21	Ship Weight:	51
Seat Width:	21½	Cube:	20.7
Back Width:	30	Weight Rating:	250 lbs.
Back Height:	18½		


PRICE CODE

Leather **\$1246**

NOTES: Legs available in Black. Legs ship unattached. Available in SB11 SofThread™ Leather only. **HON 5-Year Limited Warranty.**

HON Recommendation: HVL871.SB11 - List Price \$1246

HVL872



LOVE SEAT

DIMENSIONS

Depth:	28¾	Arm Width:	42
Width:	53½	Seat to Floor Height:	18½
Height:	32	Usable Seat Depth:	21
Seat Depth:	21	Ship Weight:	76
Seat Width:	42	Cube:	33.1
Back Width:	50	Weight Rating:	250 lbs.
Back Height:	18½		


PRICE CODE

Leather **\$1581**

NOTES: Legs available in Black. Legs ship unattached. Available in SB11 SofThread™ Leather only. **HON 5-Year Limited Warranty.**

HON Recommendation: HVL872.SB11 - List Price \$1581

HVL873



SOFA

DIMENSIONS

Depth:	28¾	Arm Width:	61½
Width:	73	Seat to Floor Height:	18½
Height:	32	Usable Seat Depth:	21
Seat Depth:	21	Ship Weight:	122
Seat Width:	61½	Cube:	45.0
Back Width:	70	Weight Rating:	250 lbs.
Back Height:	18½		

PRICE CODE

Leather **\$1975**

NOTES: Legs available in Black. Legs ship unattached. Available in SB11 SofThread™ Leather only. **HON 5-Year Limited Warranty.**

HON Recommendation: HVL873.SB11 - List Price \$1975

HOW TO SPECIFY

Select
Model Number

Select
Fabric

SB11 Black SofThread™ Leather

H V L 8 7 1 .

S B 1 1



CLIENT™

HVL691



HIGH-BACK

Pneumatic
Swivel
Tilt
Tilt Tension
Tilt Lock
Fixed Padded Arms
Functions: **A, E, F, K, L**
(Function Key on pages 16-17)

DIMENSIONS

Depth:	28¾	Arm Width:	21
Width:	27	Seat to Floor Height:	18¾-21¾
Height:	47¼	Usable Seat Depth:	17¾
Seat Depth:	20¼	Ship Weight:	50 Ⓢ
Seat Width:	21½	Cube:	7.2
Back Width:	21½	Weight Rating:	250 lbs.
Back Height:	27		

PRICE CODE

Leather \$571

NOTES: Black SofThread™ Leather. Sturdy textured black frame. Fixed padded loop arms. Built-in lumbar support. Use with coordinating Guest Chair model HVL693 shown below. **HON 5-Year Limited Warranty.**

HON Recommendation: HVL691.SB11 - List Price \$571

HVL693



GUEST CHAIR

Sled Base
Padded Arms

DIMENSIONS

Depth:	26	Arm Width:	18½
Width:	24¾	Seat to Floor Height:	18¼
Height:	33½	Usable Seat Depth:	18¼
Seat Depth:	18¼	Ship Weight:	38 Ⓢ
Seat Width:	20¾	Cube:	5.2
Back Width:	21	Weight Rating:	250 lbs.
Back Height:	16¼		

PRICE CODE

Leather \$369

NOTES: Black SofThread™ Leather with tailored stitching detail. Sturdy textured black frame. Built-in lumbar support. Use with coordinating Executive Chair model HVL691 shown above. **HON 5-Year Limited Warranty.**

HON Recommendation: HVL693.SB11 - List Price \$369

HOW TO SPECIFY

<p>Select Model Number</p>	<p>Select Fabric</p> <p>SB11 Black SofThread™ Leather</p>
<p>H V L 6 9 1 .</p>	<p>S B 1 1</p>

COMFORTASK® 5900 SERIES



ComforTask Chair shown with Metro Classic desks.

COMFORTASK® 5900 SERIES

What's in a name? If it's ComforTask, it's the support you need to get the job done. ComforTask seating is a proven office performer, with cushioning in all the right places, a waterfall seat edge and the customizable comfort that allows everyone to create a personal fit. Advanced controls such as back height and seat depth adjustments take the personalization to an even higher level, earning fans throughout the office.



FEATURES

- Back height adjustment moves the back up or down to provide a custom fit.
- Seat depth adjustment on Model H5901 adapts to users of various heights.
- Contoured seat and back provide targeted support.
- Waterfall seat edge encourages leg circulation.
- One-touch seat height adjustment easily moves the seat up and down.
- 360-degree swivel provides freedom of movement in any direction.
- Molded polymer outer back for added durability.
- Available in hundreds of quality HON fabrics.
- Warranted for users up to 300 lbs.

COMFORTASK® 5900 Series Options

MODEL OPTIONS

H5901



Task Chair

Pneumatic, Back Height, Seat Depth, Swivel

H5902



Task Chair

Pneumatic, Back Height, Swivel, Tilt, Tilt Tension, Tilt Lock

H5903



Task Chair

Pneumatic, Back Height, Swivel, Multi-task

H5905



Task Stool

Pneumatic, Back Height, Swivel, Adjustable Height Footring

CASTERS/ GLIDE



CODE	DESCRIPTION	PRICE
H	Hard Caster	+\$0



S	Soft Caster	+\$30
----------	-------------	--------------



G	Bell Glide	+\$25
----------	------------	--------------

*G only available on model H5905

FRAME

CODE	DESCRIPTION	PRICE
T	Black	+\$0

COMFORTASK®

5900 Series Fabric Options

HON BRANDED FABRICS

GRADE 1

Apex
Attire
Centurion
Compass
Contourett
Dapper
Ensemble
Hamilton
Inertia
Optic

GRADE 2


Appoint Seating
Blume
Clyde
Dotty
Rush
Seed
Spin
Whisper Vinyl

GRADE 3

In Season
Purl
Quill
Silvertex™ Vinyl

For a complete list of fabrics, including partnership fabrics, go to hon.com/fabricsandfinishes.

Reference Fabric Color Combinations on pages 18-22 for color codes and legend on page 19 for lead times. COM yardage shown is for Pattern Cut only. Contact Customer Service for Railroaded yardage requirements. For additional HON to Supply COM fabric grade pricing, go to honready.hon.com and click on the HON to Supply COM link.

 For Fire Code model, availability and ordering method, refer to pages 26-29. Available on select models, contact HON Customer Support for availability.

COMFORTASK® 5900 Series

GSA SIN 33721



Icon Legend on page 15

H5901



TASK

Pneumatic
Back Height
Seat Depth
Swivel
Functions: **A, B, C, E**
(Function Key on pages 16-17)

NOTES: Seat depth adjustment.

DIMENSIONS

Depth: 28³/₄ Seat to Floor Height: 14⁷/₈-19³/₄
Width: 23 Usable Seat Depth: 16³/₈-18¹/₈
Height: 38¹/₄ Ship Weight: 30 Ⓢ
Seat Depth: 18 Cube: 7.8
Seat Width: 20 COM: 1.0
Back Width: 16¹/₄ Weight Rating: 300 lbs.
Back Height: 17³/₄

FABRIC PRICE CODES

1	\$294	8	\$432
2	\$318	9	\$450
3	\$342	10	\$468
4	\$360	11	\$486
5	\$378	12	\$504
6	\$396	L	—
7	\$414		

H5902



TASK

Pneumatic
Back Height
Swivel
Tilt
Tilt Tension
Tilt Lock
Functions: **A, B, E, F, K, L**
(Function Key on pages 16-17)

DIMENSIONS

Depth: 27³/₄ Seat to Floor Height: 17-22
Width: 23 Usable Seat Depth: 16³/₄
Height: 39³/₄ Ship Weight: 30 Ⓢ
Seat Depth: 18 Cube: 7.8
Seat Width: 20 COM: 1.0
Back Width: 16¹/₄ Weight Rating: 300 lbs.
Back Height: 21

FABRIC PRICE CODES

1	\$312	8	\$450
2	\$336	9	\$468
3	\$360	10	\$486
4	\$378	11	\$504
5	\$396	12	\$522
6	\$414	L	—
7	\$432		

H5903



TASK

Pneumatic
Back Height
Swivel
Multi-task
Functions: **A, B, E, N**
(Function Key on pages 16-17)

DIMENSIONS

Depth: 34¹/₄ Seat to Floor Height: 16¹/₄-20¹/₈
Width: 24 Usable Seat Depth: 13³/₄-17
Height: 40¹/₂ Ship Weight: 32 Ⓢ
Seat Depth: 18 Cube: 7.8
Seat Width: 20 COM: 1.0
Back Width: 16¹/₄ Weight Rating: 300 lbs.
Back Height: 20¹/₄

FABRIC PRICE CODES

1	\$441	8	\$579
2	\$465	9	\$597
3	\$489	10	\$615
4	\$507	11	\$633
5	\$525	12	\$651
6	\$543	L	—
7	\$561		

HON Recommendation: H5901.H.CU__T with optional H5995 - List Price \$409

HOW TO SPECIFY

<p>Select Model Number</p> <p>H 5 9 0 1 .</p>	<p>Select Caster/Glide</p> <p>H Hard Caster S Soft Caster (+ \$30)</p> <p>H .</p>	<p>Select Fabric</p> <p>See page 55</p> <p>C U 1 0 .</p>	<p>Select Frame</p> <p>T Black</p> <p>T</p>
--	--	---	--



Icon Legend on page 15

COMFORTASK® 5900 Series

H5905



TASK STOOL

Pneumatic
Back Height
Swivel
Adjustable Height Footring
Functions: **A, B, E**
(Function Key on pages 16-17)

DIMENSIONS

Depth:	30	Seat to Floor Height:	21¾-31½
Width:	26¾	Footring Width:	20
Height:	49¾	Footring Height:	12-14½
Seat Depth:	18	Usable Seat Depth:	17
Seat Width:	20	Ship Weight:	34 Ⓢ
Back Width:	16¼	Cube:	10.4
Back Height:	17¾	COM:	1.0
		Weight Rating:	300 lbs.

FABRIC PRICE CODES

1	\$427	8	\$565
2	\$451	9	\$583
3	\$475	10	\$601
4	\$493	11	\$619
5	\$511	12	\$637
6	\$529	L	—
7	\$547		

NOTES: Available with optional Bell Glides.

H5991



T-ARMS

Fixed Position

DIMENSIONS

Arm Width:	18¾
Height from Seat:	8½
Ship Weight:	6 Ⓢ
Cube:	1.0

LIST PRICE

\$79

H5995



ADJUSTABLE HEIGHT ARMS

Functions: **Q**
(Function Key on pages 16-17)

DIMENSIONS

Arm Width:	18¾
Height from Seat:	6½-8¾
Ship Weight:	8 Ⓢ
Cube:	0.6

LIST PRICE

\$115

HOW TO SPECIFY

<p>Select Model Number</p> <p>H 5 9 0 5 .</p>	<p>Select Caster/Glide</p> <p>H Hard Caster S Soft Caster (+ \$30) <i>Specify for model H5905 only</i> G Bell Glide (+ \$25)</p> <p>H .</p>	<p>Select Fabric</p> <p>See page 55</p> <p>C U 1 0 .</p>	<p>Select Frame</p> <p>T Black</p> <p>T</p>
--	---	---	---

CONVERGENCE®



Convergence® Task Chairs shown with Empower® Height-Adjustable Workstations.

CONVERGENCE®

What happens when support and affordability come together? Convergence. This is the task chair that is as attainable as it is comfortable with customizable features. Lumbar support that adds a little extra lower back comfort. Thick seat cushions to take the stress off the lower body throughout the day. Arm choices that let you decide how much upper body support you want. A breathable mesh back that flexes and responds to your movements. Convergence puts all the features you're looking for into one low-priced task chair.



FEATURES

- Choice of swivel tilt or synchro-tilt control with seat slide.
- Black mesh back is breathable for all-day comfort and support.
- Comfort options include adjustable lumbar support, adjustable arms, seat glide and synchro-tilt.
- Three arm options.
- Two control options.
- Integrated handle on the back makes it easy to move and reposition the chair.
- Hard casters move effortlessly on any surface.
- Black frame sits atop a durable five-star base.
- Warranted for users up to 275 lbs.
- 3" thick seat cushion.

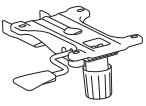

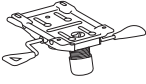





BACK OPTIONS

HCT1MM



Mid-back

Mesh Task Chair
with Adjustable
Lumbar Support

MECHANISM				BACK STYLE			
	CODE	FUNCTIONS	PRICE		CODE	DESCRIPTION	PRICE
	Z1	Swivel-Tilt Control A, E, F, K, L, W	+\$0		M	Mesh	+\$0
	Y1	Limited Synchro-Tilt A, D, E, J, K, L, W	+\$35				
(See pages 16-17 for Seating Functions.)				BASE			
	CODE	DESCRIPTION	PRICE		CODE	DESCRIPTION	PRICE
	SB	Standard Base	+\$0				
ARM STYLE				LUMBAR			
	CODE	DESCRIPTION	PRICE		CODE	DESCRIPTION	PRICE
	N	Armless	+\$0		AL	Adjustable Lumbar	+\$0
	H	Height-Adjustable Arms	+\$45				
	A	Height and Width Adjustable Arms	+\$75	FRAME			
	CODE	DESCRIPTION	PRICE		CODE	DESCRIPTION	PRICE
	T	Black	+\$0				
CASTERS							
	CODE	DESCRIPTION	PRICE				
	H	Hard Casters	+\$0				

CONVERGENCE®

Fabric Options

HON BRANDED FABRICS

GRADE 1

Apex
Attire
Centurion
Compass
Contourett
Dapper
Ensemble
Hamilton
Inertia
Optic

GRADE 2

Appoint Seating
Blume
Clyde
Dotty
Rush
Seed
Spin
Whisper Vinyl

GRADE 3

In Season
Purl
Quill
Silvertex™ Vinyl

For a complete list of fabrics, including partnership fabrics, go to hon.com/fabricsandfinishes.

Reference Fabric Color Combinations on pages 18-22 for color codes and legend on page 19 for lead times. For additional HON to Supply COM fabric grade pricing, go to honready.hon.com and click on the HON to Supply COM link.



CONVERGENCE® Standard Task Chairs

HCT1MM



MID-BACK TASK

Mesh Back
Pneumatic
Swivel
Tilt Tension
Tilt Lock
Adjustable Lumbar Support
Functions: **A, E, K, L, W**
(Function Key on pages 16-17)

DIMENSIONS

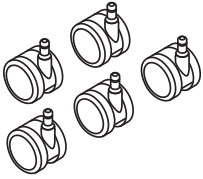
Depth:	27½	Adjustable Arms Width:	20
Width:	27¾	Seat to Floor Height:	15¾-20
Height:	42	Usable Seat Depth:	17-19
Seat Depth:	19	Ship Weight:	44
Seat Width:	20	Cube:	5.8
Back Width:	18	COM:	1.0
Back Height:	22	Weight Rating:	275 lbs.

FABRIC PRICE CODES

1	\$334	7	\$394
2	\$346	8	\$403
3	\$358	9	\$412
4	\$367	10	\$421
5	\$376	11	\$430
6	\$385	12	\$439

NOTES: Arm width adjustment range is 3" (from 17"-20"). Lumbar adjustment is 3". Seat depth range is only for Y1 control. Seat depth on Z1 control is 19".

HSCASTER



SET OF 5 SOFT CASTERS

DIMENSIONS

Size: 60mm
Ship Weight: 2.5
Cube: 0.1

LIST PRICE

\$50

! Available in Black finish only, no specification needed.

HON Recommendation: HCT1MM.Y1.A.H.M.CU10.AL.SB.T - List Price \$444

HOW TO SPECIFY

Select Model Number	Select Control Type	Select Arm Type	Select Caster	Select Back Type	Select Upholstery	Select Lumbar	Select Base	Select Frame
Z1 Swivel-Tilt Control Y1 Simple Synchro-Tilt w/ Seat Slide Control (+ \$35)	N Armless H Height-Adjustable Arms (+ \$45) A Height & Width Adjustable Arms (+ \$75)	H Hard Casters	M Mesh	See page 60	AL Adjustable Lumbar	SB Standard Base	T Black	
HCT1MM	Y1	A	H	M	CU10	AL	SB	T

CONVERGENCE® Value Task Chairs

OPEN MARKET



Icon Legend on page 15

HCAT1MM



MID-BACK TASK VALUE MODEL

Mesh Back
Pneumatic
Swivel
Tilt Tension
Tilt Lock
Adjustable Lumbar Support

Functions: **A, E, K, L, W**
(Function Key on pages 16-17)

NOTES: Lumbar adjustment is 3". Seat depth range is only for Y1 control. Seat depth on Z1 control is 19".

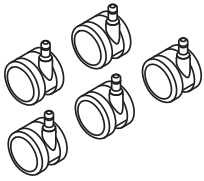
DIMENSIONS

Depth:	27½	Adjustable Arms Width:	17-20
Width:	27¾	Seat to Floor Height:	15¾-20
Height:	42	Usable Seat Depth:	17-19
Seat Depth:	19	Ship Weight:	44
Seat Width:	20	Cube:	5.8
Back Width:	18	Weight Rating:	275 lbs.
Back Height:	22		

LIST PRICE

\$378

HSCASTER



SET OF 5 SOFT CASTERS

DIMENSIONS

Size:	60mm
Ship Weight:	2 S
Cube:	0.1

LIST PRICE

\$50

i Available in Black finish only, no specification needed.

HON Recommendation: HCAT1MM.Z1.A.H.M.ACCF10.AL.SB.T - List Price \$378

HOW TO SPECIFY


Select Model Number	Select Control Type	Select Arm Type	Select Caster	Select Back Type	Select Upholstery	Select Lumbar	Select Base	Select Frame
Z1 Swivel-Tilt Control Y1 Simple Synchro-Tilt w/ Seat Slide Control (+ \$35)	A Height & Width Adjustable Arms	H Hard Casters	M Mesh	ACCF10 Black	AL Adjustable Lumbar	SB Standard Base	T Black	
H C A T 1 M M .	Y 1 .	A .	H .	M .	A C C F 1 0 .	A L .	S B .	T .



Icon Legend on page 15

CORRAL™ Contemporary Lounge

HVL887



CLUB CHAIR

DIMENSIONS

Depth:	28	Arm Width:	22¼
Width:	31½	Seat to Floor Height:	17⅞
Height:	30½	Usable Seat Depth:	19¾
Seat Depth:	19¾	Ship Weight:	51 Ⓢ
Seat Width:	22¼	Cube:	8.9
Back Width:	22¼	Weight Rating:	250 lbs.
Back Height:	17½		

PRICE CODE

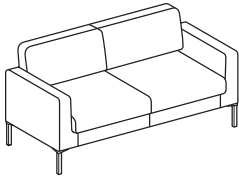
Leather **\$957**

NOTES: Legs available in Platinum. Legs and back ship unattached. Pair with contemporary occasional tables on page 64. **HON 5-Year Limited Warranty.**

! Available in SB11 SofThread™ Leather only.

HON Recommendation: HVL887.SB11 - List Price \$957

HVL888



SOFA

DIMENSIONS

Depth:	28	Arm Width:	55
Width:	67	Seat to Floor Height:	17⅞
Height:	30½	Usable Seat Depth:	19¾
Seat Depth:	19¾	Ship Weight:	78
Seat Width:	55	Cube:	18.3
Back Width:	55	Weight Rating:	250 lbs.
Back Height:	17½		

PRICE CODE

Leather **\$1226**

NOTES: Legs available in Platinum. Legs and back ship unattached. Pair with contemporary occasional tables on page 64. **HON 5-Year Limited Warranty.**

! Available in SB11 SofThread™ Leather only.

HON Recommendation: HVL888.SB11 - List Price \$1226

HOW TO SPECIFY

Select Model Number

Select Fabric

SB11 Black SofThread™ Leather

H V L 8 8 7 .

S B 1 1

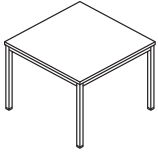
CONTEMPORARY OCCASIONAL TABLES

OPEN MARKET



Icon Legend on page 15

HML8851



LAMINATE CORNER TABLE DIMENSIONS

Depth:	24	Ship Weight:	24 Ⓢ
Width:	24	Cube:	1.7

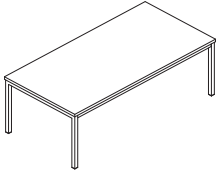
LIST PRICE

\$194

NOTES: Metal leg occasional tables available in Black laminate. Choose from Corner or Coffee Table options. **HON 5-Year Limited Warranty.**

HON Recommendation: HML8851.P - List Price \$194

HML8852



LAMINATE COFFEE TABLE DIMENSIONS

Depth:	24	Ship Weight:	38 Ⓢ
Width:	48	Cube:	3.1

LIST PRICE

\$244

NOTES: Metal leg occasional tables available in Black laminate. Choose from Corner or Coffee Table options. **HON 5-Year Limited Warranty.**

HON Recommendation: HML8852.P - List Price \$244

HOW TO SPECIFY

<p>Select Model Number</p>	<p>Select Laminate</p> <p>P Black</p>
<p>H M L 8 8 5 1 .</p>	<p>P</p>



HVL581



HIGH-BACK

Pneumatic
Swivel
Tilt
Tilt Tension
Tilt Lock
Height and Width Adjustable
Arms
Adjustable Lumbar

Functions: **A, E, F, K, L, S, W**
(Function Key on pages 16-17)

NOTES: Comfortable and breathable mesh back. Black fabric or Black SofThread™ Leather. Black frame. Height and width adjustable arms. Adjustable lumbar. **HON 5-Year Limited Warranty.**

HON Recommendation: HVL581.ES10.T - List Price \$362

DIMENSIONS

Depth:	25½	Arm Width:	19⅞
Width:	28¾	Seat to Floor Height:	16½-20¼
Height:	42⅞	Usable Seat Depth:	17¼
Seat Depth:	17¼	Ship Weight:	39.8 Ⓢ
Seat Width:	20¼	Cube:	4.8
Back Width:	18½	Weight Rating:	250 lbs.

PRICE CODE

Fabric	\$362
Leather	\$387

HVL582



HIGH-BACK

Pneumatic
Swivel
Tilt
Tilt Tension
Tilt Lock
Asynchronous Control
Seat Glide Mechanism
Adjustable Lumbar
Height and Width Adjustable
Arms

Functions: **A, E, F, L, O, S, W**
(Function Key on pages 16-17)

NOTES: Comfortable and breathable mesh back. Black fabric or Black SofThread™ Leather. Black frame. Height and width adjustable arms. Seat glide mechanism. Asynchronous control with independent seat and back angle adjustment. Adjustable lumbar. **HON 5-Year Limited Warranty.**

HON Recommendation: HVL582.ES10.T - List Price \$446

DIMENSIONS

Depth:	27½	Arm Width:	19⅞
Width:	28¾	Seat to Floor Height:	20½-22⅞
Height:	43¾	Usable Seat Depth:	17¼
Seat Depth:	17¼	Ship Weight:	50.4 Ⓢ
Seat Width:	19⅞	Cube:	6.8
Back Width:	18½	Weight Rating:	250 lbs.

PRICE CODE

Fabric	\$446
Leather	\$471

HVL585



EXECUTIVE BIG AND TALL

Pneumatic
Swivel
Tilt
Tilt Tension
Tilt Lock
Height and Width Adjustable
Arms
Adjustable Lumbar

Functions: **A, E, F, K, L, S, W**
(Function Key on pages 16-17)

NOTES: Large scale model HVL585 will support 450 lbs with normal use. Black fabric. Black frame. Height and width adjustable arms. Adjustable lumbar. **HON 5-Year Limited Warranty.**

! Available in Black fabric only.

HON Recommendation: HVL585.ES10.T - List Price \$628

DIMENSIONS

Depth:	29⅞	Arm Width:	20½
Width:	28⅞	Seat to Floor Height:	17⅞-21¾
Height:	45⅞	Usable Seat Depth:	19⅞
Seat Depth:	19⅞	Ship Weight:	55.4 Ⓢ
Seat Width:	22	Cube:	7.2
Back Width:	20⅞	Weight Rating:	450 lbs.

PRICE CODE

Fabric	\$628
---------------	--------------

HOW TO SPECIFY

Select Model Number

H V L 5 8 1 .

Select Fabric

ES10 Black
SB11 Black SofThread™ Leather
Available on HVL581 and HVL582 only

E S 1 0 .

Select Frame

T Black

T

DEFINE™ Executive Chairs

OPEN MARKET



Icon Legend on page 15

HVL108



HIGH-BACK

Pneumatic
Swivel
Synchro-tilt
Height-adjustable Arms
Functions: **A, E, J, K, Q**
(Function Key on pages 16-17)

DIMENSIONS

Depth:	29 ³ / ₄	Arm Width:	19 ¹ / ₂
Width:	29 ³ / ₄	Seat to Floor Height:	17 ¹ / ₈ -21 ³ / ₈
Height:	46 ⁷ / ₈	Usable Seat Depth:	17 ¹ / ₂
Seat Depth:	17 ¹ / ₂	Ship Weight:	47.3 Ⓢ
Seat Width:	21	Cube:	7.2
Back Width:	20	Weight Rating:	250 lbs.
Back Height:	26 ¹ / ₂		

PRICE CODE

Leather **\$559**

NOTES: Available in Black SofThread™ Leather. Polished base. Polished arm accents. Height-adjustable arms. **HON 5-Year Limited Warranty.**

HON Recommendation: HVL108.SB11 - List Price \$559

HOW TO SPECIFY

Select
Model Number

H V L 1 0 8 .

Select
Fabric

SB11 Black SofThread™ Leather

S B 1 1

ENDORSE® COLLECTION



Endorse® Mid-Back Task Chair
shown with Preside® Conference Table.

ENDORSE® COLLECTION

You need inviting, comfy seats up front, and task chairs that support productivity in workstations. Achieve harmony throughout your space with a multi-functional collection of Endorse task seating. Endorse supports the diversity of applications throughout your workplace with sophisticated design. Varied options. Diverse materials. Simply pick the model that suits your space and people. Add the options that fit your needs. Then get ready to Endorse a higher level of productivity.



TASK CHAIR FEATURES

- Available in high-, mid- and low-back options.
- Available in three different back materials — upholstered, mesh and plastic outer back.
- Comfort options include adjustable lumbar support, adjustable arms, seat glide, multi-position tilt and synchro-tilt.
- Optional seat slide adjustment adapts to users of various heights.
- Control options include limited synchro-tilt, advanced synchro-tilt, advanced synchro-tilt with independent back angle and weight-activated control.
- Arm options include fixed, armless, height- and width-adjustable and all-adjustable.
- Caster options include hard, soft and roll-control.
- Available in hundreds of quality HON fabrics.
- Warranted for users up to 300 lbs.
(450 lbs. for Big and Tall chairs)

ENDORSE® Options

BACK OPTIONS

HLEU
HLEUBT - Big & Tall



High-back

Upholstered with Adjustable Lumbar Support

HLWU
HLWUBT - Big & Tall



Mid-back

Upholstered with Adjustable Lumbar Support

HLWM
HLWMBT - Big & Tall



Mid-back

Mesh with Adjustable Lumbar Support

HLTU
HLTSU - Stool



Low-back

Upholstered with Adjustable Lumbar Support

HLTM
HLTSM - Stool



Low-back

Mesh with Adjustable Lumbar Support

HLTP
HLTSP - Stool



Low-back

Upholstered with Plastic Outer Back and Adjustable Lumbar Support

MESH BACK COLOR CODES (no upcharge): Black - **IM** Fog - **IF** Charcoal - **IC** Chai - **IH** Navy - **IY**

MECHANISM

MECHANISM	CODE	FUNCTIONS	PRICE
	S0	Limited Recline Synchro-Tilt A, E, J, K, L	+\$0
	S1	Limited Recline Synchro-Tilt w/ Seat Slider (available on Stools only) A, D, E, J, K, L	+\$20
	Y2	Advanced Synchro-Tilt A, D, E, J, L, W, A-D	+\$65
	Y3	Advanced Synchro-Tilt with Independent Back Angle A, D, E, J, L, W, A-E	+\$105
	Y4	Synchro-Tilt A, D, E, J, L, W, A-D (Big and Tall models only)	+\$0
	W5	Weight-Activated A, D, E, L, W, A-D	+\$150

(See pages 16-17 for Seating Functions.)

BASE

BASE	CODE	DESCRIPTION	PRICE
	SB	Standard Base	+\$0
	PA	Polished Aluminum	+\$110

ARM STYLE

ARM STYLE	CODE	DESCRIPTION	PRICE
	N	Armless	+\$0
	F	Fixed - Black	+\$65
	A	Height and Width Adjustable Arms	+\$75
	V	All-Adjustable Arms - includes pivot	+\$115
	P	Fixed - Polished Alum.	+\$150

CASTERS

CASTERS	CODE	DESCRIPTION	PRICE
	A	All-Surface Caster (High-back and Big and Tall models only)	+\$0
	H	Hard Caster	+\$0
	S	Soft Caster	+\$30
	R	Roll Control Caster	+\$50

TASK DIMENSIONS

MODEL		HLEU	HLWU	HLWM	HLTU	HLTM	HLTP
Overall Width Armless		28½	28½	28½	28½	28½	28½
Overall Width with Arms	A/V	28½	28½	28½	28½	28½	28½
	F/P	28½	28½	28½	28½	28½	28½
Overall Depth		28½	28½	28½	28½	28½	28½
Overall Height	S0	49	45½	45½	42	42	42
	Y2	49¾	46¼	46¼	42¾	42¾	42¾
	Y3	49½	46	46	42½	42½	42½
	W5	49	48¾	48¾	43	43	43
Seat Width		20	20	20	19	19	19
Seat Depth		18½	18½	18½	18¾	18¾	18¾
Usable Seat Depth	S0	17¾	17¾	17¾	17⅝	17⅝	17⅝
	Y2	15½-18	15½-18	15½-18	15½-18	15½-18	15½-18
	Y3	15¼-18¼	15¼-18¼	15¼-18¼	15¼-18¼	15¼-18¼	15¼-18¼
	W5	15½-17¾	15½-17¾	15½-17¾	15½-17¾	15½-17¾	15½-17¾
Seat Height (mechanism)	S0	17-21½	17-21½	17-21½	17-21½	17-21½	17-21½
	Y2	17¾-22¼	17¾-22¼	17¾-22¼	17¾-22¼	17¾-22¼	17¾-22¼
	Y3	17½-22	17½-22	17½-22	17½-22	17½-22	17½-22
	W5	17¼-21¾	17¼-21¾	17¼-21¾	17¼-21¾	17¼-21¾	17¼-21¾
Back Width		21⅝	21¼	19¼	19¾	18	19¾
Back Height		29¾	25	25	22¾	21¼	22¾
Ship Weight Armless	S0	52	43	40	49	41	50
	Y2	57 Ⓢ	48 Ⓢ	45 Ⓢ	54 Ⓢ	46 Ⓢ	56 Ⓢ
	Y3	60 Ⓢ	52 Ⓢ	48 Ⓢ	58 Ⓢ	50 Ⓢ	59 Ⓢ
	W5	56 Ⓢ	47 Ⓢ	44 Ⓢ	54 Ⓢ	45 Ⓢ	55 Ⓢ
Weight with Arms	S0	60	51	48	57	49	58
	Y2	65 Ⓢ	56 Ⓢ	53 Ⓢ	62 Ⓢ	54 Ⓢ	64 Ⓢ
	Y3	68 Ⓢ	60 Ⓢ	56 Ⓢ	66 Ⓢ	58 Ⓢ	67 Ⓢ
	W5	64 Ⓢ	55 Ⓢ	52 Ⓢ	62 Ⓢ	53 Ⓢ	63 Ⓢ
Between Arms	A/V	17½-20	17½-20	17½-20	16¾-19¼	16¾-19¼	16¾-19¼
	F/P	20½	20½	20½	20½	20½	20½
COM		2.0	2.0	1.0	2.0	1.0	2.0
Weight Capacity		300 lbs	300 lbs	300 lbs	300 lbs	300 lbs	300 lbs

BIG & TALL & STOOL DIMENSIONS

MODEL		HLEUBT	HLWUBT	HLWMBT	HLTSU	HLTSM	HLTSP
Overall Width Armless		28½	28½	28½	28½	28½	28½
Overall Width with Arms	A/V	28½	28½	28½	28½	28½	28½
	F/P	28½	28½	28½	28½	28½	28½
Overall Depth		28½	28½	28½	28½	28½	28½
Overall Height	S0/S1	-	-	-	53	53	53
	Y4	49	49	49	-	-	-
Seat Width		23	23	23	19	19	19
Seat Depth	S0/S1	-	-	-	18¾	18¾	18¾
	Y4	20¼	20¼	20¼	-	-	-
Usable Seat Depth	S0	-	-	-	17⅝	17⅝	17⅝
	S1	-	-	-	15¼-18¼	15¼-18¼	15¼-18¼
	Y4	17¾-19¼	17¾-19¼	17¼-18¾	-	-	-
Seat Height (mechanism)	S0/S1	-	-	-	22¾-32¾	22¾-32¾	22¾-32¾
	Y4	17½-22	17½-22	17½-22	-	-	-
Back Width		23¼	23½	22½	19¾	19¾	19¾
Back Height		28¼	25	25¾	22¾	22¾	22¾
Ship Weight Armless	S0	-	-	-	50	42	51
	S1	-	-	-	52	44	53
	Y4	57	57	57	-	-	-
Weight with Arms	S0	-	-	-	58	50	59
	S1	-	-	-	60	52	61
	Y4	65	65	65	-	-	-
Between Arms	A/V	20½-23	20½-23	20½-23	16¾-19¼	16¾-19¼	16¾-19¼
	F/P	23½	23½	23½	20½	20½	20½
COM		2.0	2.0	1.5	2.0	2.0	2.0
Weight Capacity		450 lbs	450 lbs	450 lbs	300 lbs	300 lbs	300 lbs

ENDORSE® Fabric Options

HON BRANDED FABRICS *(For Seating)*


GRADE 1	GRADE 2	GRADE 3	GRADE L
Attire	Appoint Seating	In Season	Denver Leather**
Centurion	Clyde	Purl	
Compass	Dotty	Silvertex™ Vinyl	
Contourett Polyurethane	Rush		
Dapper	Seed		
Hamilton	Spin Seating		
Inertia	Whisper Vinyl		
Optic			

For a complete list of fabrics, including partnership fabrics, go to hon.com/fabricsandfinishes.

Reference Fabric Color Combinations on pages 18-22 for color codes and legend on page 19 for lead times. For additional HON to Supply COM fabric grade pricing, go to honready.hon.com and click on the HON to Supply COM link.

*The following Endorse® models are not available in Beeline SMOMBEE: HLEU, HLWU, HLTU, HLTP, HLWUBT, HLEUBT, HLTSU, HLTSP.

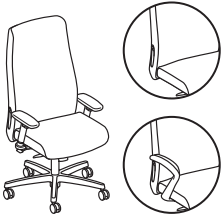
**Denver Leather (SS) may not be available on every model within a specific series, please refer to the model's page for details.

 For Fire Code model, availability and ordering method, refer to pages 26-29. Available on select models, contact HON Customer Support for availability.



Icon Legend on page 15

HLEU



EXECUTIVE HIGH-BACK

Upholstered Back

- Pneumatic
- Swivel
- Synchro-tilt
- Tilt Tension
- Tilt Lock
- Integral Lumbar Support
- Optional Seat Glide

Functions: **A, E, J, K, L, W**
 (Function Key on pages 16-17)

! See page 69 for additional specifications and dimensions.

DIMENSIONS

Depth:	31½	Back Width:	21⅝
Width:	31½	Back Height:	29¾
Height:	47¾	Cube:	16.0
Seat Depth:	15¾	COM:	2.0
Seat Width:	19¾	Weight Rating:	300 lbs.

FABRIC PRICE CODES

1	\$757	8	\$1033
2	\$805	9	\$1069
3	\$853	10	\$1105
4	\$889	11	\$1141
5	\$925	12	\$1177
6	\$961	L	—
7	\$997		

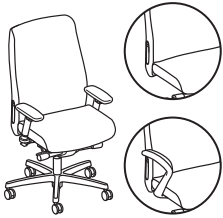
HON Recommendation: HLEU.Y2.A.A.CU__SB - List Price \$897

HOW TO SPECIFY

Select Model Number	Select Control Type	Select Arm Type	Select Caster/Glide	Select Fabric	Select Base
	S0 Limited Recline Synchro-Tilt Y2 Advanced Synchro-Tilt (+ \$65) Y3 Synchro-Tilt with Independent Back Angle (+ \$105) W5 Weight-Activated (+ \$150)	N Armless F Fixed Arms - Black (+ \$65) A Height and Width Adjustable Arms (+ \$75) V All-Adjustable Arms (includes pivot) (+ \$115) P Fixed Arms - Polished (+ \$150)	A All-Surface Caster	See page 70	SB Standard Base PA Polished Aluminum (+ \$110)
HLEU	Y2	A	A	CU10	SB



HLWU



TASK MID-BACK

Upholstered Back

- Pneumatic
- Swivel
- Synchro-tilt
- Tilt Tension
- Tilt Lock
- Integral Lumbar Support
- Optional Seat Glide

Functions: **A, E, J, K, L, W**
(Function Key on pages 16-17)

See page 69 for additional specifications and dimensions.

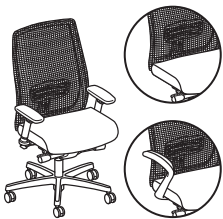
DIMENSIONS

Depth:	28½	Back Width:	21¼
Width:	28½	Back Height:	25
Height:	44½	Cube:	10.8
Seat Depth:	15¾	COM:	2.0
Seat Width:	19¾	Weight Rating:	300 lbs.

FABRIC PRICE CODES

1	\$728	8	\$1004
2	\$776	9	\$1040
3	\$824	10	\$1076
4	\$860	11	\$1112
5	\$896	12	\$1148
6	\$932	L	—
7	\$968		

HLWM



TASK MID-BACK

4-Way Stretch Back

- Pneumatic
- Swivel
- Synchro-tilt
- Tilt Tension
- Tilt Lock
- Integral Lumbar Support
- Optional Seat Glide

Functions: **A, E, J, K, L, W**
(Function Key on pages 16-17)

NOTES: For Mesh Back models, specify the 4-Way Stretch back option below. Headrest available on Mid-back 4-Way Stretch models only - Black only.

See page 69 for additional specifications and dimensions.

DIMENSIONS

Depth:	28½	Back Width:	19
Width:	28½	Back Height:	25
Height:	44½	Cube:	10.8
Seat Depth:	15¾	COM:	1.0
Seat Width:	19¾	Weight Rating:	300 lbs.

FABRIC PRICE CODES

1	\$728	8	\$866
2	\$752	9	\$884
3	\$776	10	\$902
4	\$794	11	\$920
5	\$812	12	\$938
6	\$830	L	\$928
7	\$848		

HON Recommendation: HLWM.Y2.A.H.IM.CU__SB.N - List Price \$868

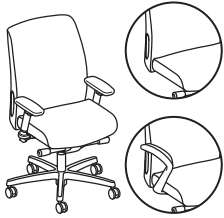
HOW TO SPECIFY

Select Model Number	Select Control Type	Select Arm Type	Select Caster/Glide	Select Mesh Back	Select Fabric	Select Base	Select Headrest
S0 Limited Recline Synchro-Tilt	Y2 Advanced Synchro-Tilt (+ \$65)	N Armless	H Hard Caster	4-Way Stretch options	See page 70	SB Standard Base	N No Headrest
Y2 Advanced Synchro-Tilt (+ \$65)	Y3 Synchro-Tilt with Independent Back Angle (+ \$105)	F Fixed Arms - Black (+ \$65)	S Soft Caster (+ \$30)	IM Black		PA Polished Aluminum (+ \$110)	HR Headrest (+ \$80)
Y3 Synchro-Tilt with Independent Back Angle (+ \$105)	W5 Weight- Activated (+ \$150)	A Height and Width Adjustable Arms (+ \$75)	R Roll Control Caster (+ \$50)	IF Fog			<i>Black only. Specify for model HLWM only</i>
		V All-Adjustable Arms (includes pivot) (+ \$115)		IC Charcoal			
		P Fixed Arms - Polished (+ \$150)		IH Chai			
				IY Navy			
				<i>Specify the back for Mesh Back models only</i>			
HLWM	Y2	A	H	IM	CU10	SB	N



Icon Legend on page 15

HLTU



TASK LOW-BACK

- Upholstered Back**
- Pneumatic
- Swivel
- Synchro-tilt
- Tilt Tension
- Tilt Lock
- Integral Lumbar Support
- Optional Seat Glide

Functions: **A, E, J, K, L, W**
(Function Key on pages 16-17)

! Do not need to specify back option for Upholstered Back models. See page 69 for additional specifications and dimensions.

DIMENSIONS

Depth:	28½	Back Width:	19¾
Width:	28½	Back Height:	22¾
Height:	41¼	Cube:	10.8
Seat Depth:	15⅝	COM:	2.0
Seat Width:	18⅞	Weight Rating:	300 lbs.

FABRIC PRICE CODES

1	\$678	8	\$954
2	\$726	9	\$990
3	\$774	10	\$1026
4	\$810	11	\$1062
5	\$846	12	\$1098
6	\$882	L	—
7	\$918		

HLTM



TASK LOW-BACK

- 4-Way Stretch Back**
- Pneumatic
- Swivel
- Synchro-tilt
- Tilt Tension
- Tilt Lock
- Integral Lumbar Support
- Optional Seat Glide

Functions: **A, E, J, K, L, W**
(Function Key on pages 16-17)

NOTES: For Mesh Back models, specify the 4-Way Stretch back option below.

! See page 69 for additional specifications and dimensions.

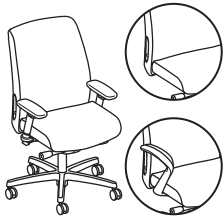
DIMENSIONS

Depth:	28½	Back Width:	17¾
Width:	28½	Back Height:	21¾
Height:	40¼	Cube:	10.8
Seat Depth:	15⅝	COM:	1.0
Seat Width:	18⅞	Weight Rating:	300 lbs.

FABRIC PRICE CODES

1	\$678	8	\$816
2	\$702	9	\$834
3	\$726	10	\$852
4	\$744	11	\$870
5	\$762	12	\$888
6	\$780	L	—
7	\$798		

HLTP



TASK LOW-BACK

- Plastic Outer Back**
- Pneumatic
- Swivel
- Synchro-tilt
- Tilt Tension
- Tilt Lock
- Integral Lumbar Support
- Optional Seat Glide

Functions: **A, E, J, K, L, W**
(Function Key on pages 16-17)

! Do not need to specify back option for Plastic Outer Back models. See page 69 for additional specifications and dimensions.

DIMENSIONS

Depth:	28½	Back Width:	19¾
Width:	28½	Back Height:	22¾
Height:	41¼	Cube:	10.8
Seat Depth:	15⅝	COM:	2.0
Seat Width:	18⅞	Weight Rating:	300 lbs.

FABRIC PRICE CODES

1	\$733	8	\$1009
2	\$781	9	\$1045
3	\$829	10	\$1081
4	\$865	11	\$1117
5	\$901	12	\$1153
6	\$937	L	—
7	\$973		

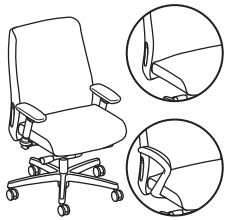
HON Recommendation: HLTM.Y2.A.H.IM.CU___.SB - List Price \$818

HOW TO SPECIFY

Select Model Number	Select Control Type	Select Arm Type	Select Caster/Glide	Select Mesh Back	Select Fabric	Select Base
HLTM	<ul style="list-style-type: none"> S0 Limited Recline Synchro-Tilt Y2 Advanced Synchro-Tilt (+ \$65) Y3 Synchro-Tilt with Independent Back Angle (+ \$105) W5 Weight-Activated (+ \$150) 	<ul style="list-style-type: none"> N Armless F Fixed Arms - Black (+ \$65) A Height and Width Adjustable Arms (+ \$75) V All-Adjustable Arms (includes pivot) (+ \$115) P Fixed Arms - Polished (+ \$150) 	<ul style="list-style-type: none"> H Hard Caster S Soft Caster (+ \$30) R Roll Control Caster (+ \$50) 	<ul style="list-style-type: none"> 4-Way Stretch options IM Black IF Fog IC Charcoal IH Chai IY Navy <p><i>Specify the back for Mesh Back models only</i></p>	See page 70	<ul style="list-style-type: none"> SB Standard Base PA Polished Aluminum (+ \$110)
HLTM	Y2	A	H	IM	CU10	SB



HLWUBT



TASK MID-BACK

Big and Tall Upholstered Back

- Pneumatic
- Seat-glide
- Swivel
- Synchro-tilt
- Tilt Lock
- Side Tilt Tension
- Integral Lumbar Support

Functions: **A, D, E, A-D, J, L, W**
(Function Key on pages 16-17)

❗ Do not need to specify back option for Upholstered Back models.

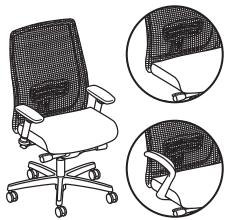
DIMENSIONS

Depth:	31½	Adjustable Arms Width:	21½-23¾
Width:	31½	Fixed Arms Width:	24
Height:	44⅝	Seat to Floor Height:	18-22¼
Seat Depth:	21	Usable Seat Depth:	17¾-19¼
Seat Width:	23	Ship Weight:	65
Back Width:	23½	Cube:	15.3
Back Height:	25	COM:	2.0
		Weight Rating:	450 lbs.

FABRIC PRICE CODES

1	\$1210	8	\$1486
2	\$1258	9	\$1522
3	\$1306	10	\$1558
4	\$1342	11	\$1594
5	\$1378	12	\$1630
6	\$1414	L	—
7	\$1450		

HLWMBT



TASK MID-BACK

Big and Tall 4-Way Stretch Back

- Pneumatic
- Seat-glide
- Swivel
- Synchro-tilt
- Tilt Lock
- Side Tilt Tension
- Integral Lumbar Support

Functions: **A, D, E, A-D, J, L, W**
(Function Key on pages 16-17)

NOTES: For Mesh Back models, specify the 4-Way Stretch back option below. Headrest available on Mid-back 4-Way Stretch models only - Black only.

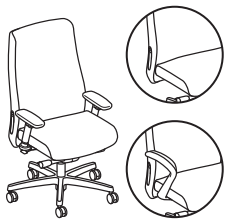
DIMENSIONS

Depth:	31½	Adjustable Arms Width:	21½-23¾
Width:	31½	Fixed Arms Width:	24
Height:	44⅝	Seat to Floor Height:	18-22¼
Seat Depth:	21	Usable Seat Depth:	17¼-18¾
Seat Width:	23	Ship Weight:	75
Back Width:	22½	Cube:	15.3
Back Height:	25¾	COM:	1.5
		Weight Rating:	450 lbs.

FABRIC PRICE CODES

1	\$1210	8	\$1417
2	\$1246	9	\$1444
3	\$1282	10	\$1471
4	\$1309	11	\$1498
5	\$1336	12	\$1525
6	\$1363	L	—
7	\$1390		

HLEUBT



EXECUTIVE HIGH-BACK

Big and Tall Upholstered Back

- Pneumatic
- Seat-glide
- Swivel
- Synchro-tilt
- Tilt Lock
- Side Tilt Tension
- Integral Lumbar Support

Functions: **A, D, E, A-D, J, L, W**
(Function Key on pages 16-17)

❗ Executive High-back Big and Tall models are available with an upholstered back only.

DIMENSIONS

Depth:	31½	Adjustable Arms Width:	21½-23¾
Width:	31½	Fixed Arms Width:	24
Height:	46⅝	Seat to Floor Height:	18-22¼
Seat Depth:	21	Usable Seat Depth:	17¾-19¼
Seat Width:	23	Ship Weight:	74
Back Width:	23¼	Cube:	16.0
Back Height:	28¼	COM:	2.0
		Weight Rating:	450 lbs.

FABRIC PRICE CODES

1	\$1239	8	\$1515
2	\$1287	9	\$1551
3	\$1335	10	\$1587
4	\$1371	11	\$1623
5	\$1407	12	\$1659
6	\$1443	L	—
7	\$1479		

HON Recommendation: HLWMBT.Y4.A.A.IM.CU__SB.N - List Price \$1285

HOW TO SPECIFY

Select Model Number	Select Control Type	Select Arm Type	Select Caster/Glide	Select Mesh Back	Select Fabric	Select Base	Select Headrest
HLWMBT	Y4 <i>Y4 is the only control option for the Big and Tall models</i>	N Armless F Fixed Arms - Black (+ \$65) A Height and Width Adjustable Arms (+ \$75) V All-Adjustable Arms (includes pivot) (+ \$115) P Fixed Arms - Polished (+ \$150)	A All-surface Caster <i>All-surface caster available on Big and Tall models only</i>	4-Way Stretch option <i>Black only</i> IM Black <i>Specify the back for Mesh Back models only</i>	See page 70	SB Standard Base	N No Headrest HR Headrest (+ \$80) <i>Black only. Specify for model HLWMBT only</i>
HLWMBT	Y4	A	A	IM	CU10	SB	N



Icon Legend on page 15

HLTSU



STOOL

Upholstered Back

- Pneumatic
- Swivel
- Synchro-tilt
- Tilt Tension
- Tilt Lock
- Integral Lumbar Support

Functions: **A, E, J, K, L, W**
(Function Key on pages 16-17)

❗ Do not need to specify back option for Upholstered Back models. See page 69 for additional specifications and dimensions.

DIMENSIONS

Depth:	28½	Back Width:	19¾
Width:	28½	Back Height:	22¾
Height:	53½	Cube:	10.8
Seat Depth:	15⅝	COM:	2.0
Seat Width:	18⅞	Weight Rating:	300 lbs.

FABRIC PRICE CODES

1	\$808	8	\$1084
2	\$856	9	\$1120
3	\$904	10	\$1156
4	\$940	11	\$1192
5	\$976	12	\$1228
6	\$1012	L	—
7	\$1048		

HLTSM



STOOL

4-Way Stretch Back

- Pneumatic
- Swivel
- Synchro-tilt
- Tilt Tension
- Tilt Lock
- Integral Lumbar Support

Functions: **A, E, J, K, L, W**
(Function Key on pages 16-17)

NOTES: For Mesh Back models, specify the 4-Way Stretch back option below. See page 69 for additional specifications and dimensions.

DIMENSIONS

Depth:	28½	Back Width:	17¾
Width:	28½	Back Height:	21¾
Height:	52½	Cube:	10.8
Seat Depth:	15⅝	COM:	1.0
Seat Width:	18⅞	Weight Rating:	300 lbs.

FABRIC PRICE CODES

1	\$808	8	\$946
2	\$832	9	\$964
3	\$856	10	\$982
4	\$874	11	\$1000
5	\$892	12	\$1018
6	\$910	L	—
7	\$928		

HLTSP



STOOL

Plastic Outer Back

- Pneumatic
- Swivel
- Synchro-tilt
- Tilt Tension
- Tilt Lock
- Integral Lumbar Support

Functions: **A, E, J, K, L, W**
(Function Key on pages 16-17)

❗ Do not need to specify back option for Outer Back models. See page 69 for additional specifications and dimensions.

DIMENSIONS

Depth:	28½	Back Width:	19¾
Width:	28½	Back Height:	22¾
Height:	52½	Cube:	10.8
Seat Depth:	15⅝	COM:	2.0
Seat Width:	18⅞	Weight Rating:	300 lbs.

FABRIC PRICE CODES

1	\$864	8	\$1140
2	\$912	9	\$1176
3	\$960	10	\$1212
4	\$996	11	\$1248
5	\$1032	12	\$1284
6	\$1068	L	—
7	\$1104		

HON Recommendation: HLTSM.S1.A.H.IM.CU__SB - List Price \$903

HOW TO SPECIFY

Select Model Number	Select Control Type	Select Arm Type	Select Caster/Glide	Select Mesh Back	Select Fabric	Select Base
<p>S0 Limited Recline Synchro-Tilt</p> <p>S1 Limited Recline Synchro-Tilt w/ Seat Slider (+ \$20)</p>	<p>N Armless</p> <p>F Fixed Arms - Black (+ \$65)</p> <p>A Height and Width Adjustable Arms (+ \$75)</p> <p>V All-Adjustable Arms (includes pivot) (+ \$115)</p> <p>P Fixed Arms - Polished (+ \$150)</p>	<p>H Hard Caster</p> <p>S Soft Caster (+ \$30)</p> <p>R Roll Control Caster (+ \$50)</p>	<p>4-Way Stretch options</p> <p>IM Black</p> <p>IF Fog</p> <p>IC Charcoal</p> <p>IH Chai</p> <p>IY Navy</p> <p><i>Specify the back for Mesh Back models only</i></p>	See page 70	<p>SB Standard Base</p> <p>PA Polished Aluminum (+ \$110)</p>	
HLTSM	S1	A	H	IM	CU10	SB



HL2DARM



ADJUSTABLE T-ARMS

Height and Width
Functions: **S**
(Function Key on pages 16-17)

DIMENSIONS

Adjustable Arms Width: 16¾-19¼
Height from Seat: 7¼-11
Ship Weight: 8 **S**
Cube: 1.0

LIST PRICE

\$122

! Available in Black only. No need to specify.

HL4DARM



ALL-ADJUSTABLE ARMS

Height, Width, Depth and Pivot

DIMENSIONS

Adjustable Arms Width: 16¾-19¼
Height from Seat: 7¼-11
Ship Weight: 8 **S**
Cube: 1.0

LIST PRICE

\$164

! Available in Black only. No need to specify.

HI2FHA



FIXED HEIGHT ARMS

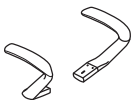
DIMENSIONS

Arm Width: 20
Height from Seat: 9½
Ship Weight: 7 **S**
Cube: 1.0

LIST PRICE

\$113

HIPAA



POLISHED ALUMINUM ARMS

Fixed Height

DIMENSIONS

Arm Width: 20
Height from Seat: 9½
Ship Weight: 10 **S**
Cube: 1.0

LIST PRICE

\$188

HLMSHHR



MESH HEADREST

DIMENSIONS

Mesh Width: 12
Mesh Height: 6
Ship Weight: 3 **S**
Cube: 1.0

QA DIMENSIONS

(Attachment Mechanism)

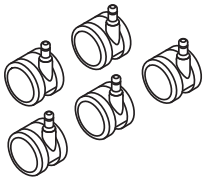
Width: 12
Depth: 6
Height: 12

LIST PRICE

\$136

! Available in Black Mesh (IM) only. For use with Mesh Mid-back models only.

HSCASTER



SET OF 5 SOFT CASTERS

DIMENSIONS

Size: 60mm
Ship Weight: 2 **S**
Cube: 0.1

LIST PRICE

\$50

! Available in Black finish only, no specification needed.

OPEN MARKET



HVL541



HIGH-BACK

- Pneumatic
- Swivel
- Tilt
- Tilt Tension
- Tilt Lock
- Adjustable Lumbar
- Height-adjustable Arms

Functions: **A, E, F, K, L, Q, W**
(Function Key on pages 16-17)

DIMENSIONS

Depth:	28 ³ / ₈	Arm Width:	19 ³ / ₄
Width:	28 ³ / ₈	Seat to Floor Height:	17 ³ / ₄ -22 ¹ / ₂
Height:	43 ³ / ₈	Usable Seat Depth:	19 ¹ / ₄
Seat Depth:	19 ¹ / ₄	Ship Weight:	44 Ⓢ
Seat Width:	19 ⁵ / ₈	Cube:	4.0
Back Width:	16 ³ / ₄	Weight Rating:	250 lbs.
Back Height:	22 ³ / ₄		

PRICE CODE

Fabric **\$413**

NOTES: Comfortable and breathable mesh back. Black fabric seat. Black frame. Height-adjustable arms. **HON 5-Year Limited Warranty.**

HON Recommendation: HVL541.LH10 - List Price \$413

HOW TO SPECIFY

<p>Select Model Number</p>	<p>Select Fabric</p> <p>LH10 Black Fabric</p>
<div style="display: flex; gap: 5px;"> <div style="border: 1px solid black; padding: 2px 5px;">H</div> <div style="border: 1px solid black; padding: 2px 5px;">V</div> <div style="border: 1px solid black; padding: 2px 5px;">L</div> <div style="border: 1px solid black; padding: 2px 5px;">5</div> <div style="border: 1px solid black; padding: 2px 5px;">4</div> <div style="border: 1px solid black; padding: 2px 5px;">1</div> </div>	<div style="display: flex; gap: 5px;"> <div style="border: 1px solid black; padding: 2px 5px;">L</div> <div style="border: 1px solid black; padding: 2px 5px;">H</div> <div style="border: 1px solid black; padding: 2px 5px;">1</div> <div style="border: 1px solid black; padding: 2px 5px;">0</div> </div>

EXPOSURE™ Mesh Chairs

OPEN MARKET



Icon Legend on page 15

HVL721



HIGH-BACK

Pneumatic
Swivel
Synchronized Tilt
Tilt Tension
Tilt Lock
Seat Glide Mechanism
Adjustable Lumbar
Height and Width Adjustable
Arms

Functions: **A, D, E, J, K, L, S, W**
(Function Key on pages 16-17)

NOTES: Available in Black SofThread™ Leather with Chrome accents. Available in Black fabric with Black accents. Comfortable and breathable mesh back. Adjustable seat glide mechanism. Height and width adjustable arms. Adjustable lumbar support. **HON 5-Year Limited Warranty.**

! LH10 Fabric only available with Black Frame/Base. SB11 Fabric only available with Chrome Frame/Base.

DIMENSIONS

Depth:	26¾	Arm Width:	16½-18¾
Width:	26½	Seat to Floor Height:	17½-22
Height:	42½	Usable Seat Depth:	17½-19½
Seat Depth:	17½-19½	Ship Weight:	40 Ⓢ
Seat Width:	19½	Cube:	5.5
Back Width:	18½	Weight Rating:	250 lbs.
Back Height:	24¼		

PRICE CODE

Fabric	\$569
Leather	\$616

HON Recommendation: HVL721.SB11 - List Price \$616

HOW TO SPECIFY

Select Model Number	Select Fabric
	SB11 Black SofThread™ Leather LH10 Black Fabric
H V L 7 2 1 .	S B 1 1

FLOCK®



Flock® Seating and Tables.

FLOCK®

Break away. Come together. Wherever people migrate within a space, Flock is designed to support their needs. With a full collection of modular and comfortable seating elements and coordinating collaborative tables that work seamlessly together, you can make the most of every square inch of your space. Modular lounge chairs and ottomans stand alone or combine to create large arrangements. Multi-purpose stools and chairs add comfort to open spaces. Collaborative tables that bring the whole group together. Flock helps people interact with each other, challenge one another, and receive the support they need.



CHAIR FEATURES

- Round and square lounge chairs are fully-upholstered.
- The contemporary aesthetic easily matches a variety of surroundings.
- Support everything from one-on-one conversations to large meetings.
- Choose from four leg options — standard, tapered round, tapered square or hard casters — or a 5-star base.
- Available in hundreds of quality HON fabrics.
- Warranted for users up to 300 lbs.

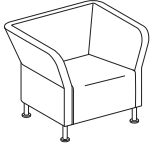
COLLABORATIVE TABLES

- Choose from round, square, rectangle or racetrack shaped table tops.
- Optional grommets neatly route cords.
- Bases available in disc, T-leg and X-leg styles.
- Choose bases with or without footings.
- Each base includes leveling glides that adjust in 1" increments.
- Tops are available in eight laminate finishes.
- Bases are available in either Textured Silver or Textured Charcoal finish.

FLOCK® Options


MODEL OPTIONS

HFLSC1
HFLSC1DF - Dual Fabric




Lounge Chair
Square

HFLRC1
HFLRC1DF - Dual Fabric



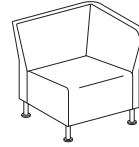
Lounge Chair
Round

HFLMC1
HFLMC1DF - Dual Fabric




Modular Chair

HFLML1
HFLML1DF - Dual Fabric




Modular
Left End

HFLMR1
HFLMR1DF - Dual Fabric




Modular
Right End

HFLCC1
HFLCC1DF - Dual Fabric



True Chair
Corner

HFLWI45
HFLWI45DF - Dual Fabric



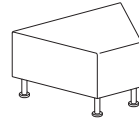
Wedge
Inside

HFLWO45
HFLWO45DF - Dual Fabric



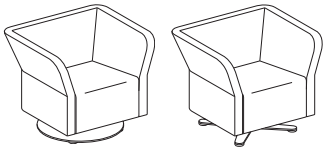
Wedge
Outside

HFL450




Wedge Ottoman

HFLSC1S
HFLSC1SDF - Dual Fabric



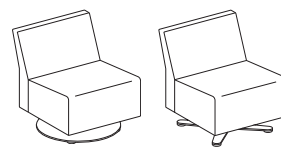
Square Lounge Chair
Swivel Base or X-Base

HFLRC1S
HFLRC1SDF - Dual Fabric







Round Lounge Chair
Swivel Base or X-Base

HFLMC1S
HFLMC1SDF - Dual Fabric



Modular Chair
Swivel Base or X-Base

LEG STYLE

LEG STYLE	CODE	DESCRIPTION	PRICE
	L	Standard Leg	+\$0
	TS	Tapered Square	+\$0
	TR	Tapered Round	+\$0
	H	Hard Casters	+\$0

LEG COLOR

LEG COLOR	CODE	DESCRIPTION	PRICE
PR8		Textured Silver	+\$0
P7A		Textured Charcoal	+\$0

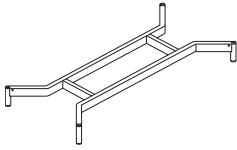
**Specify PR8 & P7A for Standard Legs and Tapered Round & Tapered Square Legs only*

T Black Hard Caster **+\$0**

**Specify for Hard Caster option only*

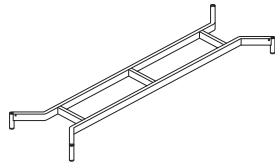
MODEL OPTIONS

HFLB2



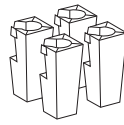
Two-Seat Base Frame

HFLB3



Three-Seat Base Frame

HTSSRD



Tapered Square
Leg - Shroud Pack

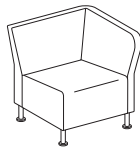
COMPATIBLE MODELS

HFLMC1
HFLMC1DF - Dual Fabric




Modular Chair

HFLML1
HFLML1DF - Dual Fabric




Modular
Left End

HFLMR1
HFLMR1DF - Dual Fabric



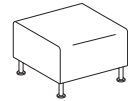
Modular
Right End

HFLCC1
HFLCC1DF - Dual Fabric



True Chair
Corner

HFLSO1



Square Ottoman

LEG STYLE



CODE	DESCRIPTION	PRICE
RS	Round Straight Leg	+\$0

Available in the following finishes:

PR8	Textured Silver
P7A	Textured Charcoal



TS	Tapered Square	+\$75
-----------	----------------	--------------

Available in the following finishes:

PR8	Textured Silver
P7A	Textured Charcoal

FLOCK® Fabric Options

HON BRANDED FABRICS

GRADE 1

Attire
Centurion
Compass
Contourett Polyurethane
Dapper
Hamilton
Inertia
Optic

GRADE 2

Appoint Seating
Clyde
Dotty
Rush
Seed
Spin Seating
Whisper Vinyl

GRADE 3

In Season
Purl
Silvertex™ Vinyl

GRADE L

Denver Leather*

For a complete list of fabrics, including partnership fabrics, go to hon.com/fabricsandfinishes.

Flock® chair model HFLRC1 has fabric limitations, please see the Flock® seating pages 83-92 for details.

Reference Fabric Color Combinations on pages 18-22 for color codes and legend on page 19 for lead times.

*Denver Leather (SS) may not be available on every model within a specific series, please refer to the model's page for details.

⚡ For Fire Code model, availability and ordering method, refer to pages 26-29. Available on select models, contact HON Customer Support for availability.

⚠ Due to the inherent characteristics of upholstery materials, the seat of Flock® may become more relaxed to show wrinkles over time.

FLOCK® ROUND LOUNGE HFLRC1/DF HON BRANDED FABRICS

GRADE 1

Centurion
Compass
Contourett Polyurethane
Dapper
Hamilton
Inertia
Optic

GRADE 2

Appoint Seating
Clyde
Rush
Seed*
Spin Seating*
Whisper Vinyl

GRADE 3

In Season
Purl
Silvertex™ Vinyl

GRADE L

Denver Leather**

For a complete list of fabrics, including partnership fabrics, go to hon.com/fabricsandfinishes.

Reference Fabric Color Combinations on pages 18-22 for color codes and legend on page 19 for lead times.

*Available on seat only.

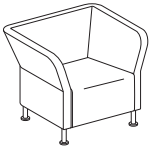
**Denver Leather (SS) may not be available on every model within a specific series, please refer to the model's page for details.

⚡ For Fire Code model, availability and ordering method, refer to pages 26-29. Available on select models, contact HON Customer Support for availability.

⚠ Due to the inherent characteristics of upholstery materials, the seat of Flock® may become more relaxed to show wrinkles over time.



HFLSC1



LOUNGE CHAIR

Square

DIMENSIONS

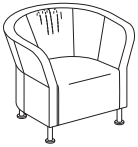
Depth:	28½	Arm Width:	27½
Width:	34¼	Seat to Floor Height:	17
Height:	28	Usable Seat Depth:	20½
Seat Depth:	20½	Ship Weight:	79
Seat Width:	21½	Cube:	21.9
Back Width:	21½	COM:	5.0
Back Height:	18½	Weight Rating:	300 lbs.

FABRIC PRICE CODES

1	\$1770	8	\$2391
2	\$1878	9	\$2472
3	\$1986	10	\$2553
4	\$2067	11	\$2634
5	\$2148	12	\$2715
6	\$2229	L	\$2670
7	\$2310		

ⓘ Leg options – Standard Leg (L), Tapered Square (TS) and Tapered Round (TR) are available in Textured Silver (PR8) and Textured Charcoal (P7A) only. Hard Casters (H) are available on Black (T) only.

HFLRC1



LOUNGE CHAIR

Round

DIMENSIONS

Depth:	29	Arm Width:	27½
Width:	33½	Seat to Floor Height:	17
Height:	28	Usable Seat Depth:	20½
Seat Depth:	20½	Ship Weight:	57
Seat Width:	20½	Cube:	21.9
Back Width:	20½	Weight Rating:	300 lbs.
Back Height:	18½		

FABRIC PRICE CODES

1	\$1849	8	\$2401
2	\$1945	9	\$2473
3	\$2041	10	\$2545
4	\$2113	11	\$2617
5	\$2185	12	\$2689
6	\$2257	L	\$2649
7	\$2329		

Due to the inherent design of the Round Lounge chair, material gathers will be present in the back.

ⓘ Round Lounge models HFLRC1 / HFLRCIDF are offered in select fabrics; for availability, please see the Fabric Matrix on page 82. Also approved in limited Partnership Fabrics. Leg options – Standard Leg (L), Tapered Square (TS) and Tapered Round (TR) are available in Textured Silver (PR8) and Textured Charcoal (P7A) only. Hard Casters (H) are available on Black (T) only.
 ⓘ Customer's Own Material (COM) is not available on Flock[®] model HFLRC1.

HON Recommendation: HFLSC1.TS.PNS__PR8 - List Price \$1878

HOW TO SPECIFY

<p>Select Model Number</p> <p>H F L S C 1</p>	<p>Select Leg Option</p> <p>L Standard Leg TS Tapered Square TR Tapered Round H Hard Casters</p> <p>T S</p>	<p>Select Fabric</p> <p>See page 82</p> <p>P N S 0 0 7</p>	<p>Select Leg Color</p> <p>PR8 Textured Silver P7A Textured Charcoal</p> <p><i>Specify for Standard, Tapered Round and Tapered Square legs only</i></p> <p>T Black Hard Caster <i>Specify for Hard Caster option only</i></p> <p>P R 8</p>
--	---	---	---



HFLMC1



MODULAR CHAIR

DIMENSIONS

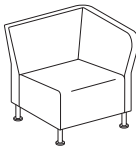
Depth:	28½	Seat to Floor Height:	17
Width:	25	Usable Seat Depth:	20½
Height:	28	Ship Weight:	54
Seat Depth:	20½	Cube:	21.9
Seat Width:	25	COM:	3.0
Back Width:	25	Weight Rating:	300 lbs.
Back Height:	18½		

FABRIC PRICE CODES

1	\$1309	8	\$1723
2	\$1381	9	\$1777
3	\$1453	10	\$1831
4	\$1507	11	\$1885
5	\$1561	12	\$1939
6	\$1615	L	\$1909
7	\$1669		

! Leg options – Standard Leg (L), Tapered Square (TS) and Tapered Round (TR) are available in Textured Silver (PR8) and Textured Charcoal (P7A) only. Hard Casters (H) are available on Black (T) only.

HFLML1



MODULAR

Left End

DIMENSIONS


Depth:	28½	Seat to Floor Height:	17
Width:	28½	Usable Seat Depth:	20½
Height:	28	Ship Weight:	72
Seat Depth:	20½	Cube:	21.9
Seat Width:	22¼	COM:	4.0
Back Width:	22¼	Weight Rating:	300 lbs.
Back Height:	18½		

FABRIC PRICE CODES

1	\$1530	8	\$2082
2	\$1626	9	\$2154
3	\$1722	10	\$2226
4	\$1794	11	\$2298
5	\$1866	12	\$2370
6	\$1938	L	\$2330
7	\$2010		

! Leg options – Standard Leg (L), Tapered Square (TS) and Tapered Round (TR) are available in Textured Silver (PR8) and Textured Charcoal (P7A) only. Hard Casters (H) are available on Black (T) only.

HFLMR1



MODULAR

Right End

DIMENSIONS

Depth:	28½	Seat to Floor Height:	17
Width:	28½	Usable Seat Depth:	20½
Height:	28	Ship Weight:	72
Seat Depth:	20½	Cube:	21.9
Seat Width:	22¼	COM:	4.0
Back Width:	22¼	Weight Rating:	300 lbs.
Back Height:	18½		

FABRIC PRICE CODES

1	\$1530	8	\$2082
2	\$1626	9	\$2154
3	\$1722	10	\$2226
4	\$1794	11	\$2298
5	\$1866	12	\$2370
6	\$1938	L	\$2330
7	\$2010		

! Leg options – Standard Leg (L), Tapered Square (TS) and Tapered Round (TR) are available in Textured Silver (PR8) and Textured Charcoal (P7A) only. Hard Casters (H) are available on Black (T) only.


HON Recommendation: HFLMC1.TS.PNS___.PR8 - List Price \$1381

HOW TO SPECIFY

<p>Select Model Number</p> <p>H F L M C 1 .</p>	<p>Select Leg Option</p> <p>L Standard Leg TS Tapered Square TR Tapered Round H Hard Casters</p> <p>T S .</p>	<p>Select Fabric</p> <p>See page 82</p> <p>P N S 0 0 7 .</p>	<p>Select Leg Color</p> <p>PR8 Textured Silver P7A Textured Charcoal</p> <p><i>Specify for Standard, Tapered Round and Tapered Square legs only</i></p> <p>T Black Hard Caster <i>Specify for Hard Caster option only</i></p> <p>P R 8</p>
--	---	---	---



HFLCC1



TRUE CORNER CHAIR

DIMENSIONS


Depth:	28½	Seat to Floor Height:	17
Width:	28½	Usable Seat Depth:	20½
Height:	28	Ship Weight:	60
Seat Depth:	20½	Cube:	21.9
Seat Width:	20½	COM:	4.0
Back Width:	22¼	Weight Rating:	300 lbs.
Back Height:	18½		

FABRIC PRICE CODES

1	\$1537	8	\$2321
2	\$1633	9	\$2445
3	\$1729	10	\$2569
4	\$1825	11	\$2693
5	\$1949	12	\$2817
6	\$2073	L	\$2337
7	\$2197		

ⓘ Leg options – Standard Leg (L), Tapered Square (TS) and Tapered Round (TR) are available in Textured Silver (PR8) and Textured Charcoal (P7A) only.

HFLWI45



INSIDE WEDGE

DIMENSIONS

Depth:	26¼	Seat to Floor Height:	17
Width:	31½	Usable Seat Depth:	19
Height:	28	Ship Weight:	45
Seat Depth:	19½	Cube:	21.9
Seat Width:	25¾	COM:	3.0
Back Width:	31½	Weight Rating:	300 lbs.
Back Height:	18½		

FABRIC PRICE CODES

1	\$1522	8	\$2306
2	\$1618	9	\$2430
3	\$1714	10	\$2554
4	\$1810	11	\$2678
5	\$1934	12	\$2802
6	\$2058	L	\$2322
7	\$2182		

ⓘ Leg options – Standard Leg (L), Tapered Square (TS) and Tapered Round (TR) are available in Textured Silver (PR8) and Textured Charcoal (P7A) only.

HFLWO45



OUTSIDE WEDGE

DIMENSIONS

Depth:	26¼	Seat to Floor Height:	17
Width:	32	Usable Seat Depth:	19
Height:	28	Ship Weight:	35
Seat Depth:	19½	Cube:	21.9
Seat Width:	32	COM:	3.0
Back Width:	16¼	Weight Rating:	300 lbs.
Back Height:	18½		

FABRIC PRICE CODES

1	\$1522	8	\$2306
2	\$1618	9	\$2430
3	\$1714	10	\$2554
4	\$1810	11	\$2678
5	\$1934	12	\$2802
6	\$2058	L	\$2322
7	\$2182		

ⓘ Leg options – Standard Leg (L), Tapered Square (TS) and Tapered Round (TR) are available in Textured Silver (PR8) and Textured Charcoal (P7A) only.

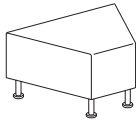
HON Recommendation: HFLCC1.TS.PNS___.PR8 - List Price \$1537

HOW TO SPECIFY

<p>Select Model Number</p> <p>HFLCC1</p>	<p>Select Leg Option</p> <p>L Standard Leg TS Tapered Square TR Tapered Round</p> <p>TS</p>	<p>Select Fabric</p> <p>See page 82</p> <p>PNS007</p>	<p>Select Leg Color</p> <p>PR8 Textured Silver P7A Textured Charcoal</p> <p><i>Specify for Standard, Tapered Round and Tapered Square legs only</i></p> <p>PR8</p>
---	--	--	--



HFL450



WEDGE OTTOMAN

DIMENSIONS

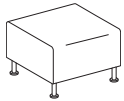
Depth:	23½	Usable Seat Depth:	23½
Width:	32	Ship Weight:	33
Height:	17	Cube:	12.6
Seat Depth:	23½	COM:	2.0
Seat Width:	32	Weight Rating:	300 lbs.
Seat to Floor Height:	17		

FABRIC PRICE CODES

1	\$752	8	\$1144
2	\$800	9	\$1206
3	\$848	10	\$1268
4	\$896	11	\$1330
5	\$958	12	\$1392
6	\$1020	L	\$1152
7	\$1082		

! Leg options – Standard Leg (L), Tapered Square (TS) and Tapered Round (TR) are available in Textured Silver (PR8) and Textured Charcoal (P7A) only.

HFLS01



OTTOMAN

Square

DIMENSIONS

Depth:	25	Ship Weight:	30.0
Width:	25	Cube:	7.5
Height:	17	COM:	2.0
Seat Depth:	25	Weight Rating:	300 lbs.
Seat Width:	25		

FABRIC PRICE CODES

1	\$757	8	\$1033
2	\$805	9	\$1069
3	\$853	10	\$1105
4	\$889	11	\$1141
5	\$925	12	\$1177
6	\$961	L	\$1157
7	\$997		

! Leg options – Standard Leg (L), Tapered Square (TS) and Tapered Round (TR) are available in Textured Silver (PR8) and Textured Charcoal (P7A) only. Hard Casters (H) are available on Black (T) only.

! While the top surface of the ottoman is flat, modular models (pages 84-85 and 89-91) have a slight angle to their seats. Therefore, there will not be alignment between these units when placed side-by-side.

HFLGANG



GANGING BRACKET

For Flock® Modular Seating Models

- Can be used for in-line ganging ONLY
- Use bracket set to connect two models. Do not connect more than four models.
- No specification required for bracket

DIMENSIONS

Ship Weight:	0.5
Cube:	0.1

LIST PRICE

\$34

HON Recommendation: HFLS01.TS.PNS__PR8 - List Price \$805

HOW TO SPECIFY

<p>Select Model Number</p> <p>H F L S 0 1 .</p>	<p>Select Leg Option</p> <p>L Standard Leg TS Tapered Square TR Tapered Round H Hard Casters</p> <p>T S .</p>	<p>Select Fabric</p> <p>See page 82</p> <p>P N S 0 0 7 .</p>	<p>Select Leg Color</p> <p>PR8 Textured Silver P7A Textured Charcoal</p> <p><i>Specify for Standard, Tapered Round and Tapered Square legs only</i></p> <p>T Black Hard Caster <i>Specify for Hard Caster option only</i></p> <p>P R 8</p>
--	---	---	---



HFLSC1S


SQUARE LOUNGE CHAIR W/ SWIVEL BASE

DIMENSIONS

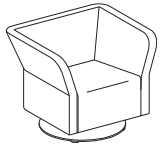
Depth:	28 ⁹ / ₁₆	Arm Width:	27 ¹ / ₂
Width:	34 ⁵ / ₃₂	Seat to Floor Height:	17
Height:	28	Usable Seat Depth:	20 ¹ / ₂
Seat Depth:	20 ¹⁷ / ₃₂	Ship Weight (X-base):	116
Seat Width:	21 ¹ / ₂	Ship Weight (Round base):	148
Back Width:	21 ¹ / ₂	Cube:	21.9
Back Height:	18 ¹ / ₂	COM:	5.0
		Weight Rating:	300 lbs.

FABRIC PRICE CODES

1	\$2301	8	\$2922
2	\$2409	9	\$3003
3	\$2517	10	\$3084
4	\$2598	11	\$3165
5	\$2679	12	\$3246
6	\$2760	L	\$3201
7	\$2841		



X-Base



Disc Base

HFLRC1S


ROUND LOUNGE CHAIR W/ SWIVEL BASE

DIMENSIONS


Depth:	29 ¹ / ₁₆	Arm Width:	27 ¹ / ₂
Width:	33 ⁵ / ₃₂	Seat to Floor Height:	17
Height:	28	Usable Seat Depth:	20 ¹ / ₂
Seat Depth:	20 ¹ / ₂	Ship Weight (X-base):	94
Seat Width:	20 ¹ / ₂	Ship Weight (Round base):	126
Back Width:	20 ¹ / ₂	Cube:	21.9
Back Height:	18 ¹ / ₂	Weight Rating:	300 lbs.

FABRIC PRICE CODES

1	\$2387	8	\$2939
2	\$2483	9	\$3011
3	\$2579	10	\$3083
4	\$2651	11	\$3155
5	\$2723	12	\$3227
6	\$2795	L	\$3187
7	\$2867		



X-Base



Disc Base

- ! Round Lounge model HFLRC1S is offered in select fabrics; for availability please see Fabric matrix on page 82. Also approved in limited Partnership Fabrics. Base options are available in Textured Silver (PR8) and Textured Charcoal (P7A) only.
- ! Customer's Own Material (COM) is not available on HFLRC1S.

HFLMC1S

MODULAR CHAIR W/ SWIVEL BASE

DIMENSIONS


Depth:	28 ¹ / ₂	Seat to Floor Height:	17
Width:	25	Usable Seat Depth:	20 ¹ / ₂
Height:	28	Ship Weight (X-base):	91
Seat Depth:	20 ¹ / ₂	Ship Weight (Round base):	123
Seat Width:	25	Cube:	21.9
Back Width:	25	COM:	3.0
Back Height:	18 ¹ / ₂	Weight Rating:	300 lbs.

FABRIC PRICE CODES

1	\$1711	8	\$2125
2	\$1783	9	\$2179
3	\$1855	10	\$2233
4	\$1909	11	\$2287
5	\$1963	12	\$2341
6	\$2017	L	\$2311
7	\$2071		



X-Base



Disc Base

HON Recommendation: HFLMC1S.X.PNS__PR8 - List Price \$1711

HOW TO SPECIFY

Select Model Number H F L M C 1 S	Select Swivel Option X X Base D Disc Base X	Select Fabric See page 82 P N S 0 0 7	Select Base Color PR8 Textured Silver P7A Textured Charcoal P R 8
---	---	--	---

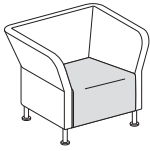
FLOCK® Dual Fabric Collaborative

GSA SIN 33721



Icon Legend on page 15

HFLSC1DF



LOUNGE CHAIR

Dual Fabric
Square

DIMENSIONS

Depth:	28½	Arm Width:	27½
Width:	34¼	Seat to Floor Height:	17
Height:	28	Usable Seat Depth:	20½
Seat Depth:	20½	Ship Weight:	48
Seat Width:	21½	Cube:	27.0
Back Width:	21½	COM:	See page 101
Back Height:	18½	Weight Rating:	300 lbs.


FABRIC PRICE CODES

1	\$1847	
<i>Add to Base Price Above</i>		
	Back	Seat
2	\$80	\$28
3	\$160	\$56
4	\$220	\$77
5	\$280	\$98
6	\$340	\$119
7	\$400	\$140
8	\$460	\$161
9	\$519	\$183
10	\$579	\$204
11	\$639	\$225
12	\$699	\$246
L	\$666	\$234

For dual fabric models, start with the base price, then add the additional amount for the back and seat from the corresponding matrix to determine the final list price. Choose any combination of fabric grades for the back and seat.

Example: HFLSC1DF base price (\$1847) + Grade 2 back fabric (add \$80) + Grade 4 seat fabric (add \$77) = Total \$2004 List
 HFLSC1DF base price (\$1847) + Grade 5 back fabric (add \$280) + Grade 3 seat fabric (add \$56) = Total \$2183 List

HFLRC1DF



LOUNGE CHAIR

Dual Fabric
Round

DIMENSIONS

Depth:	29	Arm Width:	27½
Width:	33½	Seat to Floor Height:	17
Height:	28	Usable Seat Depth:	20½
Seat Depth:	20½	Ship Weight:	39
Seat Width:	20½	Cube:	27.0
Back Width:	20½	Weight Rating:	300 lbs.
Back Height:	18½		

FABRIC PRICE CODES

1	\$1926	
<i>Add to Base Price Above</i>		
	Back	Seat
2	\$71	\$25
3	\$142	\$50
4	\$195	\$69
5	\$249	\$87
6	\$302	\$106
7	\$355	\$125
8	\$408	\$144
9	\$462	\$162
10	\$515	\$181
11	\$568	\$200
12	\$622	\$218
L	\$592	\$208

NOTES: Due to the inherent design of the Round Lounge chair, material gathers will be present in the back.

ⓘ Round Lounge models HFLRC1 / HFLRC1DF are offered in select fabrics; for availability, please see the Fabric Matrix on page 82. Also approved in limited Partnership Fabrics.

For dual fabric models, start with the base price, then add the additional amount for the back and seat from the corresponding matrix to determine the final list price. Choose any combination of fabric grades for the back and seat.

Example: HFLRC1DF base price (\$1926) + Grade 2 back fabric (add \$71) + Grade 4 seat fabric (add \$69) = Total \$2066 List
 HFLRC1DF base price (\$1926) + Grade 5 back fabric (add \$249) + Grade 3 seat fabric (add \$50) = Total \$2225 List

HON Recommendation: HFLSC1DF.TS.PNS__PNS__PR8 - List Price \$1955


HOW TO SPECIFY

<p>Select Model Number</p> <p>HFLSC1DF</p>	<p>Select Leg Option</p> <p>L Standard Leg TS Tapered Square TR Tapered Round H Hard Casters</p> <p>TS</p>	<p>Select Back Fabric</p> <p>See page 82</p> <p>PNS004</p>	<p>Select Seat Fabric</p> <p>See page 82</p> <p>PNS007</p>	<p>Select Leg Color</p> <p>PR8 Textured Silver P7A Textured Charcoal</p> <p><i>Specify for Standard, Tapered Round and Tapered Square legs only</i></p> <p>T Black Hard Caster <i>Specify for Hard Caster option only</i></p> <p>PR8</p>
---	--	---	---	---



Dual Fabric Collaborative

HFLMC1DF



MODULAR CHAIR

Dual Fabric


DIMENSIONS

Depth:	28½	Seat to Floor Height:	17
Width:	25	Usable Seat Depth:	20½
Height:	28	Ship Weight:	52
Seat Depth:	20½	Cube:	24.0
Seat Width:	25	COM:	See page 101
Back Width:	25	Weight Rating:	300 lbs.
Back Height:	18½		

FABRIC PRICE CODES

1	\$1388	
<i>Add to Base Price Above</i>		
	Back	Seat
2	\$36	\$36
3	\$72	\$72
4	\$99	\$99
5	\$126	\$126
6	\$153	\$153
7	\$180	\$180
8	\$207	\$207
9	\$234	\$234
10	\$261	\$261
11	\$288	\$288
12	\$315	\$315
L	\$300	\$300

HFLML1DF



MODULAR LEFT END

Dual Fabric

DIMENSIONS

Depth:	28½	Seat to Floor Height:	17
Width:	28½	Usable Seat Depth:	20½
Height:	28	Ship Weight:	72
Seat Depth:	20½	Cube:	24.0
Seat Width:	22¼	COM:	See page 101
Back Width:	22¼	Weight Rating:	300 lbs.
Back Height:	18½		

FABRIC PRICE CODES

1	\$1608	
<i>Add to Base Price Above</i>		
	Back	Seat
2	\$71	\$25
3	\$142	\$50
4	\$195	\$69
5	\$249	\$87
6	\$302	\$106
7	\$355	\$125
8	\$408	\$144
9	\$462	\$162
10	\$515	\$181
11	\$568	\$200
12	\$622	\$218
L	\$592	\$208

HON Recommendation: HFLMC1DF.TS.PNS__PNS__PR8 - List Price \$1460

HOW TO SPECIFY

Select Model Number <div style="border: 1px solid black; display: flex; justify-content: space-between; padding: 2px;"> HFLMC1DF </div>	Select Leg Option L Standard Leg TS Tapered Square TR Tapered Round H Hard Casters <div style="border: 1px solid black; display: flex; justify-content: space-between; padding: 2px;"> TS </div>	Select Back Fabric See page 82 <div style="border: 1px solid black; display: flex; justify-content: space-between; padding: 2px;"> PNS004 </div>	Select Seat Fabric See page 82 <div style="border: 1px solid black; display: flex; justify-content: space-between; padding: 2px;"> PNS007 </div>	Select Leg Color PR8 Textured Silver P7A Textured Charcoal <i>Specify for Standard, Tapered Round and Tapered Square legs only</i> T Black Hard Caster <i>Specify for Hard Caster option only</i> <div style="border: 1px solid black; display: flex; justify-content: space-between; padding: 2px;"> PR8 </div>
---	--	---	---	---


FLOCK® Dual Fabric Collaborative

GSA SIN 33721



Icon Legend on page 15

HFLMR1DF



MODULAR RIGHT END

Dual Fabric

DIMENSIONS

Depth:	28½	Seat to Floor Height:	17
Width:	28½	Usable Seat Depth:	20½
Height:	28	Ship Weight:	72.0
Seat Depth:	20½	Cube:	24.0
Seat Width:	22¼	COM:	See page 101
Back Width:	22¼	Weight Rating:	300 lbs.
Back Height:	18½		

FABRIC PRICE CODES

1	\$1608	
	<i>Add to Base Price Above</i>	
	Back	Seat
2	\$71	\$25
3	\$142	\$50
4	\$195	\$69
5	\$249	\$87
6	\$302	\$106
7	\$355	\$125
8	\$408	\$144
9	\$462	\$162
10	\$515	\$181
11	\$568	\$200
12	\$622	\$218
L	\$592	\$208

HON Recommendation: HFLMR1DF.TS.PNS___.PNS___.PR8 - List Price \$1704

HOW TO SPECIFY


<p>Select Model Number</p>	<p>Select Leg Option</p> <p>L Standard Leg TS Tapered Square TR Tapered Round H Hard Casters</p>	<p>Select Back Fabric</p> <p>See page 82</p>	<p>Select Seat Fabric</p> <p>See page 82</p>	<p>Select Leg Color</p> <p>PR8 Textured Silver P7A Textured Charcoal</p> <p><i>Specify for Standard, Tapered Round and Tapered Square legs only</i></p> <p>T Black Hard Caster <i>Specify for Hard Caster option only</i></p>
H F L M R 1 D F .	T S .	P N S 0 0 4 .	P N S 0 0 7 .	P R 8



Icon Legend on page 15

Dual Fabric Collaborative

HFLCC1DF



TRUE CORNER CHAIR

Dual Fabric

DIMENSIONS


Depth:	28½	Seat to Floor Height:	17
Width:	28½	Usable Seat Depth:	21
Height:	28	Ship Weight:	60
Seat Depth:	20½	Cube:	21.9
Seat Width:	20½	COM:	See page 101
Back Width:	22¼	Weight Rating:	300 lbs.
Back Height:	18½		

FABRIC PRICE CODES

1	\$1615	
<i>Add to Base Price Above</i>		
	Back	Seat
2	\$48	\$48
3	\$96	\$96
4	\$144	\$144
5	\$206	\$206
6	\$268	\$268
7	\$330	\$330
8	\$392	\$392
9	\$454	\$454
10	\$516	\$516
11	\$578	\$578
12	\$640	\$640
L	\$400	\$400

! Leg options – Standard Leg (L), Tapered Square (TS) and Tapered Round (TR) are available in Textured Silver (PR8) and Textured Charcoal (P7A) only. Hard Casters (H) are available on Black (T) only.

HFLWI45DF



INSIDE WEDGE

Dual Fabric

DIMENSIONS


Depth:	26¼	Seat to Floor Height:	17
Width:	31½	Usable Seat Depth:	19
Height:	28	Ship Weight:	45
Seat Depth:	19½	Cube:	21.9
Seat Width:	25¾	COM:	See page 101
Back Width:	31½	Weight Rating:	300 lbs.
Back Height:	18½		

FABRIC PRICE CODES

1	\$1599	
<i>Add to Base Price Above</i>		
	Back	Seat
2	\$48	\$48
3	\$96	\$96
4	\$144	\$144
5	\$206	\$206
6	\$268	\$268
7	\$330	\$330
8	\$392	\$392
9	\$454	\$454
10	\$516	\$516
11	\$578	\$578
12	\$640	\$640
L	\$400	\$400

! Leg options – Standard Leg (L), Tapered Square (TS) and Tapered Round (TR) are available in Textured Silver (PR8) and Textured Charcoal (P7A) only. Hard Casters (H) are available on Black (T) only.

HFLWO45DF



OUTSIDE WEDGE

Dual Fabric

DIMENSIONS

Depth:	26½	Seat to Floor Height:	17
Width:	32	Usable Seat Depth:	19
Height:	28	Ship Weight:	35
Seat Depth:	19½	Cube:	21.9
Seat Width:	32	COM:	See page 101
Back Width:	16¼	Weight Rating:	300 lbs.
Back Height:	18½		

FABRIC PRICE CODES

1	\$1599	
<i>Add to Base Price Above</i>		
	Back	Seat
2	\$48	\$48
3	\$96	\$96
4	\$144	\$144
5	\$206	\$206
6	\$268	\$268
7	\$330	\$330
8	\$392	\$392
9	\$454	\$454
10	\$516	\$516
11	\$578	\$578
12	\$640	\$640
L	\$400	\$400

! Leg options – Standard Leg (L), Tapered Square (TS) and Tapered Round (TR) are available in Textured Silver (PR8) and Textured Charcoal (P7A) only. Hard Casters (H) are available on Black (T) only.

HOW TO SPECIFY

HON Recommendation: HFLCC1DF.TS.PNS__PNS__.PR8 - List Price \$1711

<p>Select Model Number</p> <p>HFLCC1DF.</p>	<p>Select Leg Option</p> <p>L Standard Leg TS Tapered Square TR Tapered Round H Hard Casters</p> <p>TS.</p>	<p>Select Back Fabric</p> <p>See page 82</p> <p>PNS004.</p>	<p>Select Seat Fabric</p> <p>See page 82</p> <p>PNS007.</p>	<p>Select Leg Color</p> <p>PR8 Textured Silver P7A Textured Charcoal</p> <p><i>Specify for Standard, Tapered Round and Tapered Square legs only</i></p> <p>T Black Hard Caster <i>Specify for Hard Caster option only</i></p> <p>PR8</p>
--	---	--	--	---


FLOCK® Dual Fabric Collaborative

GSA SIN 33721

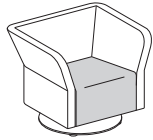


Icon Legend on page 15

HFLSC1SDF



X-Base



Disc Base

SQUARE LOUNGE CHAIR W/ SWIVEL BASE

Dual Fabric

DIMENSIONS

Depth:	28 ⁹ / ₁₆	Arm Width:	27 ¹ / ₂
Width:	34 ⁵ / ₃₂	Seat to Floor Height:	17
Height:	28	Usable Seat Depth:	20 ¹ / ₂
Seat Depth:	20 ¹⁷ / ₃₂	Ship Weight (X-base):	116
Seat Width:	21 ¹ / ₂	Ship Weight (Round base):	148
Back Width:	21 ¹ / ₂	Cube:	21.9
Back Height:	18 ¹ / ₂	COM:	See page 101
		Weight Rating:	300 lbs.

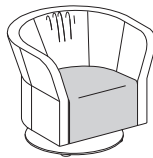
FABRIC PRICE CODES

1	\$2384	
	<i>Add to Base Price Above</i>	
	Back	Seat
2	\$80	\$28
3	\$160	\$56
4	\$220	\$77
5	\$280	\$98
6	\$340	\$119
7	\$400	\$140
8	\$460	\$161
9	\$519	\$183
10	\$579	\$204
11	\$639	\$225
12	\$699	\$246
L	\$666	\$234

HFLRC1SDF



X-Base



Disc Base

ROUND LOUNGE CHAIR W/ SWIVEL BASE

Dual Fabric

DIMENSIONS

Depth:	29 ¹ / ₁₆	Arm Width:	27 ¹ / ₂
Width:	33 ⁵ / ₃₂	Seat to Floor Height:	17
Height:	28	Usable Seat Depth:	20 ¹ / ₂
Seat Depth:	20 ¹ / ₂	Ship Weight (X-base):	94
Seat Width:	20 ¹ / ₂	Ship Weight (Round base):	126
Back Width:	20 ¹ / ₂	Cube:	21.9
Back Height:	18 ¹ / ₂	Weight Rating:	300 lbs.

FABRIC PRICE CODES

1	\$2469	
	<i>Add to Base Price Above</i>	
	Back	Seat
2	\$71	\$25
3	\$142	\$50
4	\$195	\$69
5	\$249	\$87
6	\$302	\$106
7	\$355	\$125
8	\$408	\$144
9	\$462	\$162
10	\$515	\$181
11	\$568	\$200
12	\$622	\$218
L	\$592	\$208

NOTES: Due to the inherent design of the Round Lounge chair, material gathers will be present in the back.

! Round Lounge model HFLRC1SDF is offered in select fabrics; for availability, please see the Fabric Matrix on page 82. Also approved in limited Partnership Fabrics.

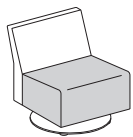
For dual fabric models, start with the base price, then add the additional amount for the back and seat from the corresponding matrix to determine the final list price. Choose any combination of fabric grades for the back and seat.

Example: HFLRC1SDF base price (\$2469) + Grade 2 back fabric (add \$71) + Grade 4 seat fabric (add \$69) = Total \$2609 List

HFLMC1SDF



X-Base



Disc Base

MODULAR CHAIR W/ SWIVEL BASE

Dual Fabric

DIMENSIONS

Depth:	28 ¹ / ₂	Seat to Floor Height:	17
Width:	25	Usable Seat Depth:	20 ¹ / ₂
Height:	28 ¹ / ₂	Ship Weight (X-base):	91
Seat Depth:	20 ¹ / ₂	Ship Weight (Round base):	123
Seat Width:	25	Cube:	21.9
Back Width:	25	COM:	See page 101
Back Height:	18 ¹ / ₂	Weight Rating:	300 lbs.

FABRIC PRICE CODES

1	\$1790	
	<i>Add to Base Price Above</i>	
	Back	Seat
2	\$36	\$36
3	\$72	\$72
4	\$99	\$99
5	\$126	\$126
6	\$153	\$153
7	\$180	\$180
8	\$207	\$207
9	\$234	\$234
10	\$261	\$261
11	\$288	\$288
12	\$315	\$315
L	\$300	\$300

HOW TO SPECIFY

HON Recommendation: HFLMC1SDF.X.PNS__PNS__PR8 - List Price \$1862

Select Model Number H F L M C 1 S D F	Select Swivel Option X X Base D Disc Base	Select Back Fabric See page 82	Select Seat Fabric See page 82	Select Base Color PR8 Textured Silver P7A Textured Charcoal
H F L M C 1 S D F .	X .	P N S 0 0 4 .	P N S 0 0 7 .	P R 8



FLOCK® Base Frames and Legs

	DESCRIPTION	MODEL	SHIP WEIGHT	CUBE	LIST PRICE
	Two-Seat Base Frame	HFLB2	25	5.9	\$400
	Three-Seat Base Frame	HFLB3	33	7.8	\$500
					

HOW TO SPECIFY

<p>Select Model Number</p>	<p>Select Leg Option</p> <p>RS Round Straight Leg TS Tapered Square Leg (+ \$75)</p> <p>Select Leg Color</p> <p>PR8 Textured Silver P7A Textured Charcoal</p>
<div style="display: flex; gap: 5px;"> <div style="border: 1px solid black; padding: 2px;">H</div> <div style="border: 1px solid black; padding: 2px;">F</div> <div style="border: 1px solid black; padding: 2px;">L</div> <div style="border: 1px solid black; padding: 2px;">B</div> <div style="border: 1px solid black; padding: 2px;">2</div> </div>	<div style="display: flex; gap: 5px;"> <div style="border: 1px solid black; padding: 2px;">R</div> <div style="border: 1px solid black; padding: 2px;">S</div> <div style="border: 1px solid black; padding: 2px;">P</div> <div style="border: 1px solid black; padding: 2px;">R</div> <div style="border: 1px solid black; padding: 2px;">8</div> </div>

	DESCRIPTION	MODEL	SHIP WEIGHT	CUBE	LIST PRICE
	Tapered Square Leg — Shroud Pack	HTSSRD	2	1.0	\$75

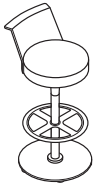
HOW TO SPECIFY

<p>Select Model Number</p>	<p>Select Leg Color</p> <p>PR8 Textured Silver P7A Textured Charcoal</p>
<div style="display: flex; gap: 5px;"> <div style="border: 1px solid black; padding: 2px;">H</div> <div style="border: 1px solid black; padding: 2px;">T</div> <div style="border: 1px solid black; padding: 2px;">S</div> <div style="border: 1px solid black; padding: 2px;">S</div> <div style="border: 1px solid black; padding: 2px;">R</div> <div style="border: 1px solid black; padding: 2px;">D</div> </div>	<div style="display: flex; gap: 5px;"> <div style="border: 1px solid black; padding: 2px;">P</div> <div style="border: 1px solid black; padding: 2px;">R</div> <div style="border: 1px solid black; padding: 2px;">8</div> </div>

FLOCK® Options

MODEL OPTIONS

HFSS7



Stool

HFCG6
HFCG6DF - Dual Fabric



Guest Chair
Casual

HFCL2
HFCL2DF - Dual Fabric



Wide Lounge Chair
With 4-Star Base

HFLSC2
HFLSC2DF - Dual Fabric



Square Chair
With 4-Star Base

HFSS74L
HFSS74LDF - Dual Fabric



Stool
4-Leg

SHELL COLOR

CODE	DESCRIPTION	PRICE
LA	Lava	+\$0
ON	Onyx	+\$0
PT	Platinum	+\$0
SD	Shadow	+\$0

**Available for model HFSS7 only*

FRAME

CODE	DESCRIPTION	PRICE
4S	4-Star Base*	+\$0
<i>*Available for models HFCL2 and HFLSC2 only</i>		
<i>Available in the following finishes:</i>		
PR8	Textured Silver	
P7A	Textured Charcoal	

HON BRANDED FABRICS

GRADE 1	GRADE 2	GRADE 3	GRADE L
Attire	Appoint Seating	In Season	Denver Leather*
Centurion	Clyde	Purl	
Compass	Dotty	Silvertex™ Vinyl	
Contourett Polyurethane	Rush		
Dapper	Seed		
Hamilton	Spin Seating		
Inertia	Whisper Vinyl		
Optic			

For a complete list of fabrics, including partnership fabrics, go to hon.com/fabricsandfinishes.

Flock® chair models HFLRC1 and HFLRC1DF have fabric limitations, please see the Flock® seating pages 83-92 and 96 for details. Reference Fabric Color Combinations on pages 18-22 for color codes and legend on page 19 for lead times.

*Denver Leather (SS) may not be available on every model within a specific series, please refer to the model's page for details.

FLOCK® SQUARE CHAIR HFLSC2/DF HON BRANDED FABRICS

GRADE 1	GRADE 2	GRADE 3	GRADE L
Centurion	Appoint Seating	In Season	Denver Leather**
Compass	Clyde	Purl	
Contourett Polyurethane	Rush	Silvertex™ Vinyl	
Dapper	Seed*		
Hamilton	Spin Seating*		
Inertia	Whisper Vinyl		
Optic*			

For a complete list of fabrics, including partnership fabrics, go to hon.com/fabricsandfinishes.

Flock® chair model HFLSC2/DF has fabric limitations, please see the Flock® seating pages 97-99 for details.

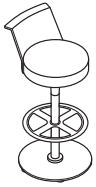
*Available on seat only.

**Denver Leather (SS) may not be available on every model within a specific series, please refer to the model's page for details.

Reference Fabric Color Combinations on pages 18-22 for color codes and legend on page 19 for lead times.



HFSS7



STOOL

DIMENSIONS

Depth:	18	Seat to Floor Height:	31
Width:	18	Usable Seat Depth:	15 ³ / ₄
Height:	39 ¹ / ₈	Ship Weight:	57
Seat Depth:	15 ³ / ₄	Cube:	11.0
Seat Width:	15 ³ / ₄	Weight Rating:	300 lbs.
Back Width:	15 ³ / ₄		
Back Height:	8		

FABRIC PRICE CODES

1	\$806	8	\$1013
2	\$842	9	\$1040
3	\$878	10	\$1067
4	\$905	11	\$1094
5	\$932	12	\$1121
6	\$959	L	—
7	\$986		

! Customer's Own Material (COM) is not available on Flock® models HFLRC1 or HFSS7.

HON Recommendation: HFSS7.PT.PNS__PR8 - List Price \$842

HOW TO SPECIFY

Select Model Number HFSS7	Select Shell Color LA Lava ON Onyx PT Platinum SD Shadow PT	Select Fabric See page 95 PNS007	Select Frame PR8 Textured Silver P7A Textured Charcoal PR8
---	---	---	--

HFSG6



GUEST CHAIR

Casual

DIMENSIONS

Depth:	23 ⁵ / ₁₆	Seat to Floor Height:	18 ¹ / ₄
Width:	19	Usable Seat Depth:	16 ⁷ / ₈
Height:	32 ¹ / ₂	Ship Weight:	24
Seat Depth:	16 ⁷ / ₈	Cube:	10.4
Seat Width:	19	COM:	1.8
Back Width:	19	Weight Rating:	300 lbs.
Back Height:	14 ¹ / ₄		

FABRIC PRICE CODES

1	\$605	8	\$881
2	\$653	9	\$917
3	\$701	10	\$953
4	\$737	11	\$989
5	\$773	12	\$1025
6	\$809	L	\$1005
7	\$845		

HFSS74L



STOOL

4-Leg

DIMENSIONS

Depth:	21 ¹ / ₈	Seat to Floor Height:	30
Width:	18	Usable Seat Depth:	15 ⁷ / ₈
Height:	40 ⁷ / ₈	Ship Weight:	35
Seat Depth:	15 ⁷ / ₈	Cube:	21.8
Seat Width:	18	COM:	1.9
Back Width:	18	Weight Rating:	300 lbs.
Back Height:	10 ⁷ / ₈		

FABRIC PRICE CODES

1	\$753	8	\$1029
2	\$801	9	\$1065
3	\$849	10	\$1101
4	\$885	11	\$1137
5	\$921	12	\$1173
6	\$957	L	\$1153
7	\$993		

HON Recommendation: HFSS74L.PNS__PR8 - List Price \$801

HOW TO SPECIFY

Select Model Number HFSS74L	Select Fabric See page 95 PNS007	Select Frame PR8 Textured Silver PR8
---	---	---



HFCL2



WIDE LOUNGE CHAIR

with 4-Star Base

DIMENSIONS

Depth:	27½	Seat to Floor Height:	17
Width:	26¾	Usable Seat Depth:	19
Height:	32¼	Ship Weight:	53
Seat Width:	26	Cube:	25.1
Back Width:	25½	COM:	2.5
Back Height:	19½	Weight Rating:	300 lbs.

FABRIC PRICE CODES

1	\$1050	8	\$1464
2	\$1122	9	\$1518
3	\$1194	10	\$1572
4	\$1248	11	\$1626
5	\$1302	12	\$1680
6	\$1356	L	\$1650
7	\$1410		

HFLSC2



SQUARE CHAIR

with 4-Star Base

DIMENSIONS

Depth:	26½	Seat to Floor Height:	18
Width:	27½	Usable Seat Depth:	18¾
Height:	32¼	Ship Weight:	46
Seat Width:	17½	Cube:	25.1
Back Width:	16	COM:	3.0
Back Height:	17¾	Weight Rating:	300 lbs.

FABRIC PRICE CODES

1	\$1500	8	\$1914
2	\$1572	9	\$1968
3	\$1644	10	\$2022
4	\$1698	11	\$2076
5	\$1752	12	\$2130
6	\$1806	L	\$2100
7	\$1860		

HON Recommendation: HFLSC2.PNS__4SPR8 - List Price \$1500

HOW TO SPECIFY

<p>Select Model Number</p> <div style="border: 1px solid black; display: flex; justify-content: space-between; padding: 2px;"> HFLSC2 </div>	<p>Select Fabric</p> <p>See page 95</p> <div style="border: 1px solid black; display: flex; justify-content: space-between; padding: 2px;"> PNS007 </div>	<p>Select Base Option</p> <p>4S 4-Star Base</p> <p>Select Base Color</p> <p>PR8 Textured Silver</p> <p>P7A Textured Charcoal</p> <div style="border: 1px solid black; display: flex; justify-content: space-between; padding: 2px;"> 4SPR8 </div>
--	---	--



HFSG6DF



CASUAL GUEST CHAIR

Dual Fabric

DIMENSIONS

Depth:	23 ⁵ / ₁₆	Seat to Floor Height:	18 ¹ / ₄
Width:	19	Usable Seat Depth:	16 ⁷ / ₈
Height:	32 ¹ / ₂	Ship Weight:	24
Seat Depth:	16 ⁷ / ₈	Cube:	10.4
Seat Width:	19	COM:	See page 101
Back Width:	19	Weight Rating:	300 lbs.
Back Height:	14 ¹ / ₄		

FABRIC PRICE CODES

1 \$685

Add to Base Price Above

	Back	Seat
2	\$24	\$24
3	\$48	\$48
4	\$66	\$66
5	\$84	\$84
6	\$102	\$102
7	\$120	\$120
8	\$138	\$138
9	\$156	\$156
10	\$174	\$174
11	\$192	\$192
12	\$210	\$210
L	\$200	\$200

HFSS74LDF



4-LEG STOOL

Dual Fabric

DIMENSIONS

Depth:	21 ¹ / ₈	Seat to Floor Height:	30
Width:	18	Usable Seat Depth:	15 ¹ / ₈
Height:	40 ⁷ / ₈	Ship Weight:	35
Seat Depth:	15 ⁷ / ₈	Cube:	21.8
Seat Width:	18	COM:	See page 101
Back Width:	18	Weight Rating:	300 lbs.
Back Height:	10 ⁷ / ₈		

FABRIC PRICE CODES

1 \$834

Add to Base Price Above

	Back	Seat
2	\$24	\$24
3	\$48	\$48
4	\$66	\$66
5	\$84	\$84
6	\$102	\$102
7	\$120	\$120
8	\$138	\$138
9	\$156	\$156
10	\$174	\$174
11	\$192	\$192
12	\$210	\$210
L	\$200	\$200

HON Recommendation: HFSS74LDF.PNS___.PNS___.PR8 - List Price \$882

HOW TO SPECIFY

<p>Select Model Number</p> <p>HFSS74LDF</p>	<p>Select Back Fabric</p> <p>See page 95</p> <p>PNS004</p>	<p>Select Seat Fabric</p> <p>See page 95</p> <p>PNS007</p>	<p>Select Frame</p> <p>PR8 Textured Silver (only)</p> <p>PR8</p>
---	--	--	--



Dual Fabric Collaborative

HFCL2DF



WIDE LOUNGE CHAIR

with 4-Star Base

DIMENSIONS

Depth:	27½	Seat to Floor Height:	17
Width:	26¾	Usable Seat Depth:	19
Height:	32¼	Ship Weight:	53
Seat Width:	26	Cube:	25.1
Back Width:	25½	COM:	See page 101
Back Height:	19½	Weight Rating:	300 lbs.

FABRIC PRICE CODES

1	\$1125	
<i>Add to Base Price Above</i>		
	Back	Seat
2	\$36	\$36
3	\$108	\$108
4	\$162	\$162
5	\$216	\$216
6	\$270	\$270
7	\$324	\$324
8	\$378	\$378
9	\$432	\$432
10	\$486	\$486
11	\$540	\$540
12	\$594	\$594
L	\$300	\$300

HFLSC2DF



SQUARE CHAIR

with 4-Star Base

DIMENSIONS

Depth:	26½	Seat to Floor Height:	18
Width:	27½	Usable Seat Depth:	18¾
Height:	32¼	Ship Weight:	46
Seat Width:	17½	Cube:	25.1
Back Width:	16	COM:	See page 101
Back Height:	17¾	Weight Rating:	300 lbs.

FABRIC PRICE CODES

1	\$1575	
<i>Add to Base Price Above</i>		
	Back	Seat
2	\$48	\$24
3	\$120	\$96
4	\$174	\$150
5	\$228	\$204
6	\$282	\$258
7	\$336	\$312
8	\$390	\$366
9	\$444	\$420
10	\$498	\$474
11	\$552	\$528
12	\$606	\$582
L	\$400	\$200

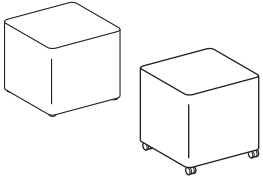
HON Recommendation: HFLSC2DF.PURL__PURL__4SPR8 - List Price \$1791

HOW TO SPECIFY

<p>Select Model Number</p> <p>H F L S C 2 D F .</p>	<p>Select Back Fabric</p> <p>See page 95</p> <p>P U R L 1 2 .</p>	<p>Select Seat Fabric</p> <p>See page 95</p> <p>P U R L 1 2 .</p>	<p>Select Base Option</p> <p>4S 4-Star Base</p> <p>Select Base Color</p> <p>PR8 Textured Silver P7A Textured Charcoal</p> <p>4 S P R 8</p>
--	--	--	--


MODEL OPTIONS

HFLCO1
HFLCO1DF - Dual Fabric



Mini Cube

HFLYO1
HFLYO1DF - Dual Fabric



Mini Cylinder

CASTER/ GLIDES

CODE	DESCRIPTION	PRICE
A	Active Base*	+\$75
<i>*Available on models HFLYO1 and HFLYO1DF only</i>		
H	Hard Caster	+\$0
HG	Hidden Glide	+\$0
LPR8	Textured Silver Disc Glide	+\$45
LP7A	Textured Charcoal Disc Glide	+\$45

DUAL FABRIC COM YARDAGE

Due to fabric pattern nesting and potential reduction of fabric yield, some dual fabric models may require more total yardage than standard models.

MODEL	BACK COM	SEAT COM
HFLMC1DF	1.6	1.5
HFLML1DF	2.9	1.4
HFLMR1DF	2.9	1.4
HFCG6DF	1.8	1.9
HFSS74LDF	1.4	1.9
HFLWI45DF	2.3	1.4
HFLWO45DF	1.0	1.4
HFLCC1DF	2.3	1.4
HFLSC1SDF	3.6	1.4
HFLMC1SDF	1.6	1.5
HFCL2DF	1.5	2.0
HFLSC2DF	2.5	3.0
	TOP	SIDE
HFLCO1DF	0.7	1.2
HFLYO1DF	0.7	1.2

HON BRANDED FABRICS

GRADE 1

Attire
Centurion
Compass
Contourett Polyurethane
Dapper
Hamilton
Inertia
Optic

GRADE 2

Appoint Seating
Clyde
Dotty
Rush
Spin Seating
Whisper Vinyl

GRADE 3


In Season
Purl
Silvertex™ Vinyl

GRADE L

Denver Leather

For a complete list of fabrics, including partnership fabrics, go to hon.com/fabricsandfinishes.

Reference Fabric Color Combinations on pages 18-22 for color codes and legend on page 19 for lead times.

 For Fire Code model, availability and ordering method, refer to pages 26-29. Available on select models, contact HON Customer Support for availability.

FLOCK® Mini Cube and Cylinders

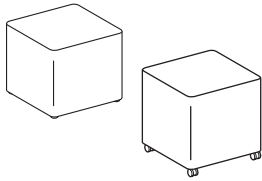
GSA SIN 33721



Icon Legend on page 15

HFLCO1

MINI CUBE



DIMENSIONS

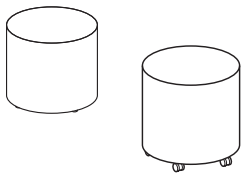
Depth:	18½	Seat to Floor Height:	17
Width:	18½	Usable Seat Depth:	18½
Height:	17	Ship Weight:	15 Ⓢ
Seat Depth:	18½	Cube:	5.0
Seat Width:	18½	COM:	1.8
		Weight Rating:	300 lbs.

FABRIC PRICE CODES

1	\$457	8	\$664
2	\$493	9	\$691
3	\$529	10	\$718
4	\$556	11	\$745
5	\$583	12	\$772
6	\$610	L	\$757
7	\$637		

HFLY01

MINI CYLINDER



DIMENSIONS

Depth:	18½	Seat to Floor Height:	17
Width:	18½	Usable Seat Depth:	18½
Height:	17	Ship Weight:	13 Ⓢ
Seat Depth:	18½	Cube:	5.0
Seat Width:	18½	COM:	1.8
		Weight Rating:	300 lbs.

FABRIC PRICE CODES

1	\$454	8	\$661
2	\$490	9	\$688
3	\$526	10	\$715
4	\$553	11	\$742
5	\$580	12	\$769
6	\$607	L	\$754
7	\$634		

HON Recommendation: HFLY01.LPR8.PNS__ - List Price \$535

HOW TO SPECIFY

Select Model Number

HFLY01 .

Select Base

- A** Active Base* (+ \$75)
- *Available on model HFLY01 only*
- H** Caster
- HG** Hidden Glide
- LPR8** Textured Silver Disc Glide (+ \$45)
- LP7A** Textured Charcoal Disc Glide (+ \$45)

LPR8 .

Select Fabric

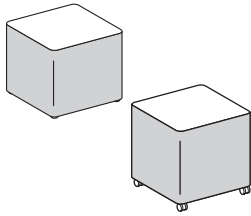
See page 101

PNS007



Dual Fabric Mini Cube and Cylinder

HFLCO1DF



MINI CUBE

Dual Fabric

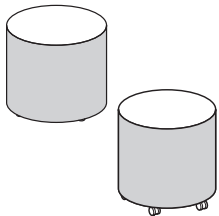
DIMENSIONS

Depth:	18½	Seat to Floor Height:	17
Width:	18½	Usable Seat Depth:	18½
Height:	17	Ship Weight:	15 S
Seat Depth:	18½	Cube:	5.0
Seat Width:	18½	COM:	See page 101
		Weight Rating:	300 lbs.

FABRIC PRICE CODES

1	\$536	
<i>Add to Base Price Above</i>		
	Top	Sides
2	\$11	\$25
3	\$22	\$50
4	\$30	\$69
5	\$38	\$88
6	\$46	\$107
7	\$54	\$126
8	\$62	\$145
9	\$70	\$164
10	\$78	\$183
11	\$86	\$202
12	\$95	\$221
L	\$90	\$210

HFLY01DF



MINI CYLINDER

Dual Fabric

DIMENSIONS

Depth:	18½	Seat to Floor Height:	17
Width:	18½	Usable Seat Depth:	18½
Height:	17	Ship Weight:	13 S
Seat Depth:	18½	Cube:	5.0
Seat Width:	18½	COM:	See page 101
		Weight Rating:	300 lbs.

FABRIC PRICE CODES

1	\$531	
<i>Add to Base Price Above</i>		
	Top	Sides
2	\$11	\$25
3	\$22	\$50
4	\$30	\$69
5	\$38	\$88
6	\$46	\$107
7	\$54	\$126
8	\$62	\$145
9	\$70	\$164
10	\$78	\$183
11	\$86	\$202
12	\$95	\$221
L	\$90	\$210

HON Recommendation: HFLCO1DF.HG.PNS___.PNS__ - List Price \$572

HOW TO SPECIFY

<p>Select Model Number</p>	<p>Select Base</p> <p>A Active Base* (+ \$75) *Available on model HFLY01DF only</p> <p>H Caster HG Hidden Glide LPR8 Textured Silver Disc Glide (+ \$45) LP7A Textured Charcoal Disc Glide (+ \$45)</p>	<p>Select Top Fabric</p> <p>See page 101</p>	<p>Select Side Fabric</p> <p>See page 101</p>
<p>H F L C O 1 D F .</p>	<p>H G .</p>	<p>P N S 0 0 7 .</p>	<p>P N S 0 0 4 .</p>

FLOCK® Table Options

LAMINATE

TOPS/L1 LAMINATES CODES

Woodgrain

- ◆ Bourbon Cherry H
- ◆ Cognac COGN
- ◆ Florence Walnut LFW1
- ◆ Harvest C
- ◆ Kingswood Walnut LK11
- ◆ Mahogany N
- ◆ Mocha MOCH
- ◆ Natural Maple D
- ◆ Pinnacle PINC
- ◆ Shaker Cherry F

Solid

- ◆ Black P
- ◆ Charcoal S
- ◆ Designer White LDW1
- ◆ Loft LOFT
- ◆ Whitestone K4

Patterned

- ◆ Sheer Mesh*** A5
- ◆ Silver Mesh*** B9
- ◆ Steel Mesh*** A9
- ◆ Canyon Zephyr*** K9
- ◆ Desert Zephyr*** K8
- ◆ Shadow Zephyr*** K1

TOPS/L2 LAMINATES CODES

Woodgrain

- ◆ Lowell Ash LLA1
- ◆ Natural Recon LNR1
- ◆ Phantom Ecu LPE1
- ◆ Portico Teak LPT1
- ◆ Skyline Walnut LSW1

PAINT

PAINT** CODES

- P1**
- ◆ Textured Charcoal P7A
- P2**
- ◆ Textured Silver PR8

EDGE BAND

EDGE BAND* CODES

- ◆ Black P
- ◆ Bourbon Cherry H
- ◆ Charcoal S
- ◆ Cognac COGN
- ◆ Designer White DW
- ◆ Florence Walnut FW
- ◆ Greige R
- ◆ Harvest C
- ◆ Kingswood Walnut KI
- ◆ Loft LOFT
- ◆ Lowell Ash DL
- ◆ Mahogany N
- ◆ Mocha MOCH
- ◆ Muslin T
- ◆ Natural Maple D
- ◆ Natural Recon NR
- ◆ Phantom Ecu PE
- ◆ Pinnacle PINC
- ◆ Platinum K
- ◆ Portico Teak DP
- ◆ Shadow SHDW
- ◆ Shaker Cherry F
- ◆ Skyline Walnut SW

Recommended Edgeband Color Selection:

Laminate		Edgeband	
Bourbon Cherry	H	Bourbon Cherry	H
Cognac	COGN	Cognac	COGN
Florence Walnut	LFW1	Florence Walnut	FW
Harvest	C	Harvest	C
Kingswood Walnut	LK11	Kingswood Walnut	KI
Mahogany	N	Mahogany	N
Mocha	MOCH	Mocha	MOCH
Natural Maple	D	Natural Maple	D
Pinnacle	PINC	Pinnacle	PINC
Shaker Cherry	F	Shaker Cherry	F
Black	P	Black	P
Charcoal	S	Charcoal	S
Designer White	LDW1	Designer White	DW
Whitestone	K4	Muslin	T
Sheer Mesh	A5	Muslin	T
Silver Mesh	B9	Loft	LOFT
Steel Mesh	A9	Charcoal	S
Canyon Zephyr	K9	Greige	R
Desert Zephyr	K8	Greige	R
Shadow Zephyr	K1	Loft	LOFT
Lowell Ash	LLA1	Lowell Ash	DL
Natural Recon	LNR1	Natural Recon	NR
Phantom Ecu	LPE1	Phantom Ecu	PE
Portico Teak	LPT1	Portico Teak	DP
Skyline Walnut	LSW1	Skyline Walnut	SW
Loft	LOFT	Loft	LOFT

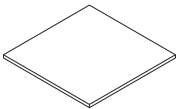
* Edge detail color can be different from top color on laminate tops and tablets.

** Applies to all models — includes bases and legs.

*** Patterned Laminates not available on Flock® Cubes and Mini Tops.

◆◆◆ For lead time information see page 19.

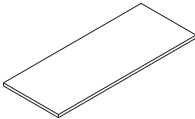
TOP SHAPES



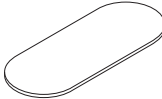
Square



Round



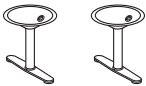
Rectangle




Racetrack

TABLE BASES

For 18" Tables



T-Leg Style



Disc Style

For 29½" Tables



X-Style



Disc Style

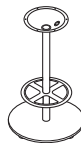
For 41" Standing Height Tables



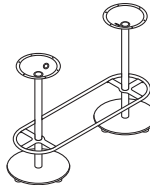
X-Style



Disc Style



Disc Style with Footring



Disc Style with Footring

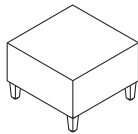
TABLES



Personal Table



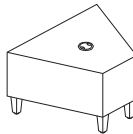
Tablet Accessory



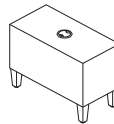
Cube Table



Cylinder Table



Wedge Table



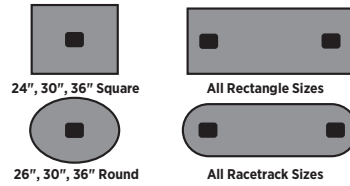
Rectangle Table

FLOCK® Table Features

GROMMET MATRIX — ALL TABLES/TOPS

TOP WIDTH	NO GROMMET	1-3" ROUND GROMMET CENTERED	2-3" ROUND GROMMET LEFT & RIGHT
SIF OPTION CODE	N	G	G
24" Cube	YES	YES	N/A
26" Cylinder	YES	YES	N/A
18" Personal	N/A	N/A	N/A
30" Square/Round	YES	YES	N/A
36" Square/Round	YES	YES	N/A
60" Rectangle/Racetrack	YES	N/A	YES
72" Rectangle/Racetrack	YES	N/A	YES
84" Rectangle/Racetrack	YES	N/A	YES
96" Rectangle/Racetrack	YES	N/A	YES

3" ROUND GROMMET LOCATIONS



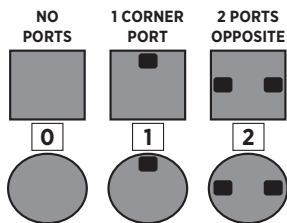
NOTES: 3" round grommet color will need to be specified for tops. Grommet will coordinate with paint color specified for cube/cylinder tables. Charcoal grommets will be used with Textured Charcoal paint and Platinum Metallic grommets will be used with Textured Silver paint.

Grommet options can be used in conjunction with accessory ports on cube/cylinder tables.

Grommet models HGRMTAC, HGRMTDATA and HGRMTUSB2 on page 113 can also be used with Flock® tables.

ACCESSORY PORT LOCATIONS

Only applies to models HFTLS24 and HFTLD26.



NOTES:

Port location 1 allows for one tablet accessory — see model on page 112.

Port location 2 allows for two tablet accessories — see model on page 112.



Collaborative Laminate Table Tops

	DESCRIPTION	MODEL	SHIP WEIGHT	CUBE	LIST PRICE BY LAMINATE GRADE	
					L1	L2
	Laminate Table Tops					
	36" Square Top	HFTLS36	45	1.2	\$428	\$448
	30" Square Top	HFTLS30	32	1.0	\$380	\$400
	36" Round Top	HFTLD36	35	1.2	\$428	\$448
	30" Round Top	HFTLD30	25	1.0	\$380	\$400
	96"W x 33"D Rectangle Top	HFTLC3396	105	2.9	\$757	\$792
	84"W x 33"D Rectangle Top	HFTLC3384	90	2.5	\$647	\$677
	72"W x 33"D Rectangle Top	HFTLC3372	78	2.2	\$541	\$566
	60"W x 24"D Rectangle Top	HFTLC2460	47	1.3	\$396	\$411
	96"W x 33"D Racetrack Top	HFTLA3396	101	2.9	\$757	\$792
	84"W x 33"D Racetrack Top	HFTLA3384	83	2.5	\$647	\$677
	72"W x 33"D Racetrack Top	HFTLA3372	70	2.2	\$541	\$566
	60"W x 24"D Racetrack Top	HFTLA2460	43	1.3	\$396	\$411

NOTES: Choose from Square, Round, Rectangle or Racetrack shaped table tops. Grommet models HGRMTAC, HGRMTDATA and HGRMTUSB2 on page 113 can also be used with Flock® tables. Specify table tops with or without grommets. See page 106. Specify bases separately, see pages 108-109. Rectangle and Racetrack tops come with 2 grommet cutouts if specified with Round grommet. For a complete line of compatible Flock® collaborative seating solutions, please see pages 83-103 of the seating section.

HON Recommendation: HFTLS36.G.N.C - List Price \$428

HOW TO SPECIFY

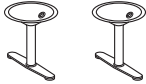
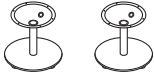



<p>Select Model Number</p>	<p>Select Edge Detail</p> <p>G 2MM Edge</p>	<p>Select Grommet Option</p> <p>N No Grommet G Round Grommet (+ \$15 per grommet cutout) See page 106 for Grommet placement</p>	<p>Select Laminate Color</p> <p>See page 104</p>
<p>Select Edge Color</p> <p>See page 104</p>	<p>Select Grommet Color</p> <p>S Charcoal T1 Platinum Metallic</p>		
<p>H F T L S 3 6 .</p>	<p>G .</p>	<p>N .</p>	<p>C</p>

FLOCK® Collaborative Table Bases

GSA SIN 33721



Icon Legend on page 15

	DESCRIPTION	MODEL	SHIP WEIGHT	CUBE	LIST PRICE
	Base T-Leg Style — For 18”H Tables For 60”W x 24”D Rectangle or Racetrack Table Tops • Two bases shipped in separate cartons.	HFTB17N	40	6.0	\$952
	Base Disc Style — For 18”H Tables • Use with 60”W x 24”D Racetrack or Rectangle table tops only. • Two bases shipped in separate cartons.	HFDB17N	74	6.0	\$1046
	Base Disc Style — For 18”H Tables For 30” and 36” Round or Square Table Tops	HFDB17B	37	3.0	\$512
	Base X-Style — For 29½”H Tables For 30” Round or Square Table Tops For 36” Round or Square Table Tops Use with 33”D x 72”W x 84”W and 96”W Rectangle or Racetrack Table Tops • Two bases shipped in separate cartons	HFXB29A HFXB29B HFXB29AN	40 53 80	16.1 16.1 32.2	\$596 \$630 \$1192
	Base X-Style — For 18”H Tables For 30” and 36” Round or Square Table Tops	HFXB17B	37	3.0	\$512
	Base Disc Style — For 29½”H Tables For 30” Round or Square Table Tops For 36” Round or Square Table Tops Use with 33”D x 72”W x 84”W and 96”W Rectangle or Racetrack Table Tops • Two bases shipped in separate cartons	HFDB29A HFDB29B HFDB29AN	40 56 80	16.1 16.1 32.2	\$596 \$630 \$1192

NOTES: Flock® Bases available in Disc, T-Leg and X styles. Specify bases for collaborative tables at 18”H, 29½”H or 41”H standing height. Choose from bases with or without footrings. Each base includes adjustable leveling glides. Leveling glides adjust approximately 1”.

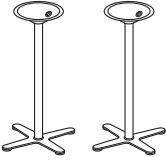
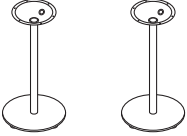
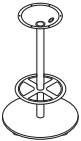
HON Recommendation: HFXB29AN.P7A - List Price \$1192

HOW TO SPECIFY

<p>Select Model Number</p>	<p>Select Paint Color</p> <p>PR8 Textured Silver P7A Textured Charcoal</p>
<div style="display: flex; gap: 5px;"> H F X B 2 9 A N . </div>	<div style="display: flex; gap: 5px;"> P 7 A </div>



Collaborative Table Bases

	DESCRIPTION	MODEL	SHIP WEIGHT	CUBE	LIST PRICE
	Base X-Style — For 41”H Standing Height Tables • Use with 33”D x 72”W, 84”W and 96”W Rectangle or Racetrack Table Tops • Two bases shipped in separate cartons	HFXB42AN	84	36.4	\$1250
	Base X-Style — For 41”H Standing Height Tables For 30” Round or Square Table Tops For 36” Round or Square Table Tops	HFXB42A HFXB42B	42 55	18.2 16.1	\$625 \$660
	Base Disc Style — For 41”H Standing Height Tables • Use with 33”D x 72”W, 84”W and 96”W Rectangle or Racetrack table tops, when a Footring is not desired. • Two bases shipped in separate cartons.	HFDB42AN	92	19.0	\$1212
	Base Disc Style — For 41”H Standing Height Tables For 30” Round or Square Table Tops For 36” Round or Square Table Tops	HFDB42A HFDB42B	46 62	9.5 13.5	\$606 \$643
	Base Disc Style with Footring — For 41”H Standing Height Tables For 30” Round or Square Table Tops For 36” Round or Square Table Tops Use with 33”D x 72”W x 84”W and 96”W Rectangle or Racetrack Table Tops • Two bases shipped in separate cartons	HFDB42AF HFDB42BF HFDB42AFN	56 68 112	9.5 13.5 32.2	\$785 \$823 \$1570
	Base Disc Style with Footring — For 41”H Standing Height Tables For 33”D x 96”W Rectangle or Racetrack Table Tops For 33”D x 84”W Rectangle or Racetrack Table Tops For 33”D x 72”W Rectangle or Racetrack Table Tops	HFDB42AF96 HFDB42AF84 HFDB42AF72	121 123 125	19.7 19.8 19.9	\$1816 \$1756 \$1726
	NOTES: Includes two bases and a single oval footring that spans both tables. Two bases and footring shipped in three separate cartons.				
NOTES: Flock® Bases available in Disc, T-Leg and X styles. Specify bases for collaborative tables at 18”H, 29½”H or 41”H standing height. Choose from bases with or without footrings. Each base includes adjustable leveling glides. Leveling glides adjust approximately 1”.					

HON Recommendation: HFXB42B.P7A - List Price \$660

HOW TO SPECIFY

Select Model Number HFXB42B	Select Paint Color PR8 Textured Silver P7A Textured Charcoal P7A
---	--

FLOCK® Collaborative Tables

GSA SIN 33721



Icon Legend on page 15



DESCRIPTION	MODEL	SHIP WEIGHT	CUBE	L1 LIST	L2 UPCHARGE
Laminate Personal Table 18" Dia. x 25"H	HFTPTL18	36	4.5	\$618	\$12

HON Recommendation: HFTPTL18.C.C.P7A - List Price \$618

HOW TO SPECIFY

<p>Select Model Number</p> <p>H F T P T L 1 8 .</p>	<p>Select Edge Detail/Color</p> <p>C .</p>	<p>Select Laminate Top Color</p> <p>See page 104</p> <p>C .</p>	<p>Select Base Paint Color</p> <p>PR8 Textured Silver P7A Textured Charcoal</p> <p>P 7 A</p>
--	---	--	---



FLOCK® Collaborative Tables

	DESCRIPTION	MODEL	SHIP WEIGHT	CUBE	L1 LIST	L2 UPCHARGE
	Laminate Collaborative Cube and Cylinder Tables					
	24" Laminate Cube Table — 24"W x 24"D x 17½"H	HFTLS24	44	5.0	\$742	\$30
	26" Laminate Cylinder Table — 26" Dia. x 17½"H	HFTLD26	39	5.0	\$681	\$30
	NOTES: Accessory port quantity and configuration on tables should correspond to the accessories planned for the table. For grommet and port information, see page 106.					
	Laminate Wedge Table 22.17"W x 29.43"D x 17"H	HFTLW45	34	7.7	\$709	\$30
<i>Shown with Round Grommet</i>						
	Laminate Rectangle Table 24"W x 12"D x 17"H	HFTLR12	29	3.9	\$494	\$20
<i>Shown with Round Grommet</i>						

HON Recommendation: HFTLS24.N.O.N.TS.P7A - List Price \$742

HOW TO SPECIFY

<p>Select Model Number</p> <p>See page 106 for Grommet placement</p> <p>N No Grommet G Round Grommet — centered (+ \$15)</p>	<p>Select Grommet Option</p> <p>See page 106 for Port placement</p> <p>0 No Port 1 One Corner Port 2 Two Ports — Opposite (+ \$10 per port)</p>	<p>Select Accessory Port Option</p> <p>See page 104</p>	<p>Select Laminate Top Color</p> <p>See page 104</p>	<p>Select Leg Option</p> <p>L Standard Leg TR Tapered Round Leg TS Tapered Square Leg</p>	<p>Select Leg Color</p> <p>PR8 Textured Silver P7A Textured Charcoal</p>
HFTLS24	N	0	N	TS	P7A

FLOCK® Collaborative Tables

GSA SIN 33721



Icon Legend on page 15



DESCRIPTION	MODEL	SHIP WEIGHT	CUBE	L1 LIST	L2 UPCHARGE
Laminate Tablet Accessory 14" Dia. x 10"H from table top Use with Collaborative Cube and Cylinder tables for additional workspace. Attaches to tables through ports. Multiple port location options are available. Tablet pivots/swivels toward the user.	HFTTAL14	6	2.5	\$368	\$15

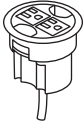
HON Recommendation: HFTTAL14.C.C.P7A - List Price \$368

HOW TO SPECIFY

Select Model Number H F T T A L 1 4 .	Select Edge Detail/Color C .	Select Laminate Top Color See page 104 C .	Select Paint Color PR8 Textured Silver P7A Textured Charcoal P 7 A
---	--	---	--



HGRMTAC



SIN 33721T

POWER HUB

3" Grommet Mount, 6' Cord

DIMENSIONS

Ship Weight: 1.3
Cube: 0.2

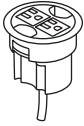
LIST PRICE

\$111

NOTES: Fits in 3" round grommet holes. Field installed with Plug-and-play ease. Two grounded AC power outlets. Includes 6' cord with three-prong plug.

ⓘ Available in black only (no color designation so use .X)

HGRMTAC2



SIN 33721T

3' ROUND POWER GROMMET

2 Outlets, 10' Cord

DIMENSIONS

Ship Weight: 1.5
Cube: 0.2

LIST PRICE

\$148

NOTES: Power Modules will also work with standing-height applications for 10500 Series™ and Voi® desks. Optional Memory Control allows preset worksurface heights for consistency. Ships separately. Dynamic load capacity when worksurface is moving is 300 lbs. Includes 10' cord with three-prong plug. Fits in 3" round grommet holes on the following product lines: Coordinate™, Huddle, Motivate®, all laminate and veneer casework series, and Systems Worksurfaces. Two grounded AC power outlets. Field installed with Plug-and-play ease.

ⓘ Available in black finish only, no specification needed.

HGRMTUSB2



SIN 33721T

POWER/USB HUB

3" Grommet Mount

DIMENSIONS

Ship Weight: 1.3 ⓘ
Cube: 0.2

LIST PRICE

\$224

NOTES: One grounded AC power outlet with 2 USB ports. UL Listed.

ⓘ Available in black only (no color designation so use .X)

HGRMTDATA



SIN 33721

DATA GROMMET

DIMENSIONS

Ship Weight: 0.2
Cube: 0.2

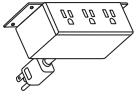
LIST PRICE

\$19

NOTES: Blank grommet kit that includes adapters for a variety of manufacturers jacks and couplers. Fits in existing 3" round grommet housing.

ⓘ Available in black only (no color designation so use .P)

HPWRMOD3UWM



SIN 33721

POWER MODULE

3 Receptacles with Under-Worksurface Mounting Bracket

DIMENSIONS

Ship Weight: 2.3 ⓘ
Cube: 0.2

LIST PRICE

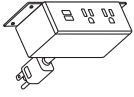
\$307

NOTES: 6' power cord with standard three-prong plug. Under-worksurface mounting bracket models work with any top that has a 5" x 5" square clearance. Worksurface clamp models work on any top with a 4" overhang. UL Listed.

ⓘ Color finish coordinates with HON's Charcoal or White. Specify S for Charcoal or WHIT for White when ordering.

Example: HPWRMOD3UWM.S.

HPWRMOD2UWM



SIN 33721

POWER MODULE

2 Receptacles 2 USB with Under-Worksurface Mounting Bracket

DIMENSIONS

Ship Weight: 2.3 ⓘ
Cube: 0.2

LIST PRICE

\$491

NOTES: 6' power cord with standard three-prong plug. Under-worksurface mounting bracket models work with any top that has a 5" x 5" square clearance. Worksurface clamp models work on any top with a 4" overhang. UL Listed.

ⓘ Color finish coordinates with HON's Charcoal or White. Specify S for Charcoal or WHIT for White when ordering.

Example: HPWRMOD2UWM.S.

HON Recommendation: HGRMTUSB2.X - List Price \$224

HOW TO SPECIFY

Select Model Number

HGRMTAC

GATEWAY™



Gateway™ Chairs shown with Huddle Tables.

GATEWAY™

So you need a new chair, but it has to look as cool as it is comfortable. We've got you covered. Gateway takes the complexity out of finding the perfect chair by focusing on exactly what you're looking for. Cool, breathable mesh. Personalized seat fabrics. Targeted back support. Just what you need. Nothing you don't. All at a price you'll have to look at twice to make sure it's not a typo.



FEATURES

- Seat has comfortable, waterfall edge.
- Mesh back material flexes for a relaxed fit.
- Adjustable lumbar.
- Adjustable tilt to recline based on body type.
- Three arm options.
- Carton is 2 cubic feet smaller than the industry average.

HON BRANDED FABRICS

GRADE 1


Centurion
Contourett Polyurethane

GRADE 2

Dotty

For a complete list of fabrics, including partnership fabrics, go to hon.com/fabricsandfinishes.

Reference Fabric Color Combinations on pages 18-22 for color codes and legend on page 19 for lead times.

 For Fire Code model, availability and ordering method, refer to pages 26-29. Available on select models, contact HON Customer Support for availability.

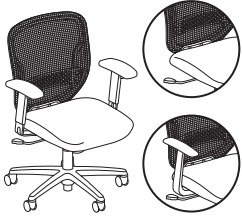
GATEWAY™ Standard Task Chair

OPEN MARKET



Icon Legend on page 15

HGTMM



TASK CHAIR

Mesh Back
Pneumatic
Swivel
Tilt Tension
Tilt Lock
Adjustable Lumbar Support
Functions: **A, E, F, K, L, W**
(Function Key on pages 16-17)

NOTES: **HON 5-Year Limited Warranty.**

DIMENSIONS

Depth:	25¼	Seat to Floor Height:	17-22
Width:	27	Usable Seat Depth:	19
Height:	38	Ship Weight:	35
Seat Depth:	19	Cube:	3.4
Seat Width:	18½	Weight Rating:	250 lbs.
Back Width:	18		
Back Height:	18½		

FABRIC PRICE CODES

1 \$265
2 \$277

HOW TO SPECIFY

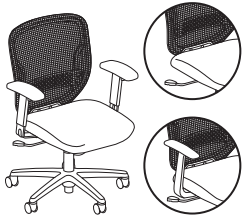
Select Model Number	Select Control Type	Select Arm Type	Select Caster	Select Back Type	Select Fabric	Select Lumbar	Select Base	Select Frame
	Z1 Swivel-Tilt Control	N Armless F Fixed Arms (+ \$35) H Height-Adjustable Arms (+ \$45)	H Hard Caster	M Mesh	See page 115	AL Adjustable Lumbar	SB Standard Base	T Black
HGTMM	Z1	H	H	M	CU10	AL	SB	T



GATEWAY™

Value Task Chair

HGV1MM



TASK CHAIR VALUE MODEL

Mesh Back

- Pneumatic
- Swivel
- Tilt Tension
- Tilt Lock
- Adjustable Lumbar Support

Functions: **A, E, F, K, L, W**
(Function Key on pages 16-17)

NOTES: **HON 5-Year Limited Warranty.**

DIMENSIONS

Depth:	25¼	Seat to Floor Height:	17-22
Width:	27	Usable Seat Depth:	19
Height:	38	Ship Weight:	35
Seat Depth:	19	Cube:	3.4
Seat Width:	18½	Weight Rating:	250 lbs.
Back Width:	18		
Back Height:	18½		

LIST PRICE

\$236

HOW TO SPECIFY

Select Model Number	Select Control Type	Select Arm Type	Select Caster	Select Back Type	Select Fabric	Select Lumbar	Select Base	Select Frame
Z1 Swivel-Tilt Control	N Armless F Fixed Arms (+ \$35) H Height-Adjustable Arms (+ \$45)	H Hard Caster	M Mesh	ACCF10 Black	AL Adjustable Lumbar	SB Standard Base	T Black	
HGV1MM	Z1	H	H	M	ACCF10	AL	SB	T



Grove® Lounge shown with Flock® Table.

GROVE®

Find a comfy place to put your feet up, huddle up and power up. Grove is the versatile lounge seating designed to help you greet, meet, focus, relax and accomplish more. This change-of-pace collection delivers the comfort people crave, while encouraging focus and interaction throughout the workplace. Grove's attractive design is rivaled only by its flexibility. Models include a single seat, two-seat, three-seat, and two-seat with table — all with three arm style and two leg style options, as well as accessories that support connectivity and collaboration. Grove has the look you're going for, and the comfort and versatility people have been waiting for.

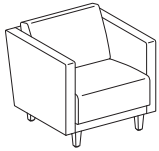


FEATURES

- Each model can be combined to create arrangements suitable for any space.
- Optional integrated worksurfaces create more personal space and provide a convenient workspace.
- Design complements Flock ottomans and tables.
- Integrated power grommets keep laptops and phone powered up anywhere.
- The dual fabric option coordinates two high-quality HON fabrics for a contemporary look.
- Choose from Single Seat, Two-Seat, Three-Seat Lounge, or Two-Seat with Table options.
- Choose from 3 arm options — Armless (N), Straight Arms (A), or Tapered Arm (B).
- Table available with two grommets and an accessory port option.
- Offers a table between the seats that provides separation and a usable workspace.
- Warranted for users up to 300 lbs.

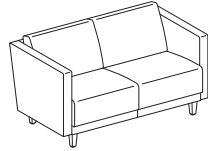
MODEL OPTIONS

HML1S
HML1SDF - Dual Fabric



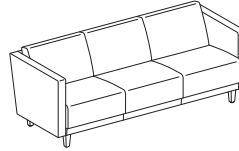
Lounge
Single Seat

HML2S
HML2SDF - Dual Fabric




Lounge
Two-Seat

HML3S
HML3SDF - Dual Fabric



Lounge
Three-Seat


HML2ST
HML2STDF - Dual Fabric



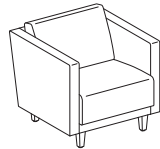
Lounge
Two-Seat with Table

GROVE® Options

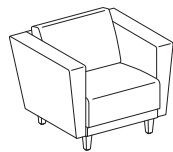
ARM STYLE



CODE	DESCRIPTION	PRICE
N	Armless	+\$0



A	Straight Arms	+\$300
----------	---------------	---------------



B	Tapered Arms	+\$350
----------	--------------	---------------

LEG STYLE



CODE	DESCRIPTION	PRICE
TS	Tapered Square	+\$0



TR	Tapered Round	+\$0
-----------	---------------	-------------

LEG COLOR

CODE	DESCRIPTION	PRICE
PR8	Textured Silver	+\$0
P7A	Textured Charcoal	+\$0
H	Bourbon Cherry	+\$100
F	Shaker Cherry	+\$100
N	Mahogany	+\$100
C	Harvest	+\$100
D	Natural Maple	+\$100
MOCH	Mocha	+\$100
PINC	Pinnacle	+\$100
COGN	Cognac	+\$100
LLA1	Lowell Ash	+\$100
LNRI	Natural Recon	+\$100
LPE1	Phantom Ecru	+\$100
LPT1	Portico Teak	+\$100
LSW1	Skyline Walnut	+\$100

L1 LAMINATE

COLOR CODE

Black	P
Bourbon Cherry	H
Designer White	LDW1
Charcoal	S
Cognac	COGN
Florence Walnut	LFW1
Harvest	C
Kingswood Walnut	LK11
Loft	LOFT
Mahogany	N
Mocha	MOCH
Natural Maple	D
Pinnacle	PINC
Shaker Cherry	F

L2 LAMINATE

COLOR CODE

Lowell Ash	LLA1
Natural Recon	LNRI
Phantom Ecru	LPE1
Portico Teak	LPT1
Skyline Walnut	LSW1

*Specify for models HML2ST and HML2STDF only

CUT OUT

CODE	DESCRIPTION	PRICE
N	No Cutout	+\$0
G	Round Grommet Cutout	+\$30
G1	Pop-Up Port Cutout	+\$40

*Specify for models HML2ST and HML2STDF only

ACCESSORY PORT LOCATION

CODE	DESCRIPTION	PRICE
0	No Port	+\$0
2	Two Tablet Ports Opposite	+\$20

*Specify for models HML2ST and HML2STDF only

HON BRANDED FABRICS

GRADE 1

Centurion
Compass
Contourett Polyurethane
Dapper
Hamilton
Inertia
Optic

GRADE 2

Appoint Seating
Clyde
Dotty
Rush
Seed
Spin Seating
Whisper Vinyl

GRADE 3

In Season
Purl
Silvertex™ Vinyl

GRADE L

Denver Leather

For a complete list of fabrics, including partnership fabrics, go to hon.com/fabricsandfinishes.

Reference Fabric Color Combinations on pages 18-22 for color codes and legend on page 19 for lead times. For additional HON to Supply COM fabric grade pricing, go to honready.hon.com and click on the HON to Supply COM link.

🔥 For Fire Code model, availability and ordering method, refer to pages 26-29. Available on select models, contact HON Customer Support for availability.

⚠️ Due to the inherent characteristics of upholstery materials, the seat of Grove® may become more relaxed to show wrinkles over time.

DUAL FABRIC COM YARDAGE


Due to fabric pattern nesting and potential reduction of fabric yield, some dual fabric models may require more total yardage than standard models.

MODEL	COM (ARMLESS)		COM (w/ STRAIGHT ARMS)		COM (w/ TAPERED ARMS)	
	Back	Seat	Back	Seat	Back	Seat
HML1S	3		5		5	
HML1SDF	1.5	2	4	2	4	2
HML2S	5		7.5		7.5	
HML2SDF	2	3.5	4	3.5	4	3.5
HML2ST	6		8		8	
HML2STDF	3	3.5	5.5	3.5	5.5	3.5
HML3	7.5		9		9.5	
HML3DF	3	5	5.5	5	5.5	5

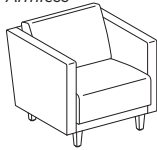
HML1S

LOUNGE

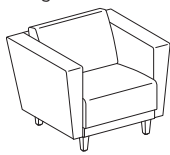
Single Seat



Armless



Straight Arms



Tapered Arms

DIMENSIONS

Depth:	31½	Ship Weight (armless):	61
Height:	35	Ship Weight (with straight arms):	77
Seat Width:	23½	Ship Weight (with tapered arms):	85
Back Width:	23½	Cube (armless):	19.8
Back Height:	19	Cube (with straight arms):	19.8
Width (armless):	23½	Cube (with tapered arms):	19.8
Width (with straight arms):	29¾	COM:	See
Width (with tapered arms):	35		page 121
Arm Width:	23½	Weight Rating:	300 lbs.
Seat to Floor Height:	16		(per seat)
Usable Seat Depth:	18¾		


FABRIC PRICE CODES

1	\$1284	8	\$1698
2	\$1356	9	\$1752
3	\$1428	10	\$1806
4	\$1482	11	\$1860
5	\$1536	12	\$1914
6	\$1590	L	\$1884
7	\$1644		

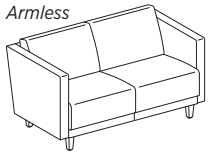
HML2S

LOUNGE

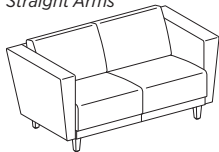
Two-Seat



Armless



Straight Arms



Tapered Arms

DIMENSIONS

Depth:	31½	Ship Weight (armless):	100
Height:	35	Ship Weight (with straight arms):	116
Seat Width:	48	Ship Weight (with tapered arms):	124
Back Width:	48	Cube (armless):	35.6
Back Height:	19	Cube (with straight arms):	35.6
Width (armless):	48	Cube (with tapered arms):	35.6
Width (with straight arms):	54¼	COM:	See
Width (with tapered arms):	59½		page 121
Arm Width:	48	Weight Rating:	300 lbs.
Seat to Floor Height:	16		(per seat)
Usable Seat Depth:	18¾		

FABRIC PRICE CODES

1	\$2047	8	\$2737
2	\$2167	9	\$2827
3	\$2287	10	\$2917
4	\$2377	11	\$3007
5	\$2467	12	\$3097
6	\$2557	L	\$3047
7	\$2647		

HON Recommendation: HML1S.A.PNS__TS.P7A - List Price \$1656


HOW TO SPECIFY

Select Model Number	Select Arm Type	Select Fabric	Select Leg Type	Select Leg Color
	N Armless A Straight Arms (+ \$300) B Tapered Arms (+ \$350)	See page 121	TS Tapered Square TR Tapered Round	PR8 Textured Silver P7A Textured Charcoal H Bourbon Cherry (+ \$100) F Shaker Cherry (+ \$100) N Mahogany (+ \$100) C Harvest (+ \$100) D Natural Maple (+ \$100) MOCH Mocha (+ \$100) PINC Pinnacle (+ \$100) COGN Cognac (+ \$100) LLA1 Lowell Ash (+ \$100) LNRI Natural Recon (+ \$100) LPE1 Phantom E cru (+ \$100) LPT1 Portico Teak (+ \$100) LSWI Skyline Walnut (+ \$100)
HML1S	A	PNS007	TS	P7A


! Leg options – Tapered Square (TS) and Tapered Round (TR) are available in 2 poly and 13 woodgrain options.




HML3S



Armless



Straight Arms



Tapered Arms

LOUNGE

Three-Seat

DIMENSIONS

Depth:	31½	Ship Weight (armless):	141
Height:	35	Ship Weight (with straight arms):	157
Seat Width:	71½	Ship Weight (with tapered arms):	165
Back Width:	71½	Cube (armless):	48.9
Back Height:	19	Cube (with straight arms):	48.9
Width (armless):	71½	Cube (with tapered arms):	48.9
Width (with straight arms):	77½	COM:	See
Width (with tapered arms):	82½		page 121
Arm Width:	71½	Weight Rating:	300 lbs.
Seat to Floor Height:	16		(per seat)
Usable Seat Depth:	18¾		

FABRIC PRICE CODES

1	\$2721	8	\$3756
2	\$2901	9	\$3891
3	\$3081	10	\$4026
4	\$3216	11	\$4161
5	\$3351	12	\$4296
6	\$3486	L	\$4221
7	\$3621		

HON Recommendation: HML3S.A.PNS__TS.P7A - List Price \$3201

HOW TO SPECIFY

<p>Select Model Number</p>	<p>Select Arm Type</p> <p>N Armless A Straight Arms (+ \$300) B Tapered Arms (+ \$350)</p>	<p>Select Fabric</p> <p>See page 121</p>	<p>Select Leg Type</p> <p>TS Tapered Square TR Tapered Round</p>	<p>Select Leg Color</p> <p>PR8 Textured Silver P7A Textured Charcoal H Bourbon Cherry (+ \$100) F Shaker Cherry (+ \$100) N Mahogany (+ \$100) C Harvest (+ \$100) D Natural Maple (+ \$100) MOCH Mocha (+ \$100) PINC Pinnacle (+ \$100) COGN Cognac (+ \$100) LLA1 Lowell Ash (+ \$100) LNR1 Natural Recon (+ \$100) LPE1 Phantom Ecreu (+ \$100) LPT1 Portico Teak (+ \$100) LSW1 Skyline Walnut (+ \$100)</p>
<p>H M L 3 S .</p>	<p>A .</p>	<p>P N S 0 0 7 .</p>	<p>T S .</p>	<p>P 7 A</p>

! Leg options - Tapered Square (TS) and Tapered Round (TR) are available in 2 poly and 13 woodgrain options.

HML2ST

LOUNGE


Two-Seat with Table

DIMENSIONS


Depth:	31½	Ship Weight (armless):	146
Height:	35	Ship Weight (with straight arms):	162
Seat Width:	71½	Ship Weight (with tapered arms):	170
Back Width:	71½	Cube (armless):	48.9
Back Height:	19	Cube (with straight arms):	48.9
Width (armless):	71½	Cube (with tapered arms):	48.9
Width (with straight arms):	77½	COM:	See
Width (with tapered arms):	82½		page 121
Arm Width:	71½	Weight Rating:	300 lbs.
Seat to Floor Height:	16		(per seat)
Usable Seat Depth:	18¾		

FABRIC PRICE CODES


1	\$2959	8	\$3787
2	\$3103	9	\$3895
3	\$3247	10	\$4003
4	\$3355	11	\$4111
5	\$3463	12	\$4219
6	\$3571	L	\$4159
7	\$3679		



Armless



Straight Arms



Tapered Arms

NOTES: Offers a table between the seats that provides separation and a usable worksurface. Table available with two grommet and an accessory port option.

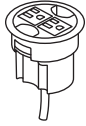
HON Recommendation: HML2ST.A.PNS__TS.P7A.N.G1.0 - List Price \$3443

HOW TO SPECIFY

Select Model Number	Select Arm Type	Select Fabric	Select Leg Type	Select Leg Color	Select Laminate	Select Cut Out	Accessory Port Location
HML2ST	N Armless A Straight Arms (+ \$300) B Tapered Arms (+ \$350)	See page 121	TS Tapered Square TR Tapered Round	PR8 Textured Silver P7A Textured Charcoal H Bourbon Cherry (+ \$100) F Shaker Cherry (+ \$100) N Mahogany (+ \$100) C Harvest (+ \$100) D Natural Maple (+ \$100) MOCH Mocha (+ \$100) PINC Pinnacle (+ \$100) COGN Cognac (+ \$100) LLA1 Lowell Ash (+ \$100) LNRI Natural Recon (+ \$100) LPE1 Phantom Ecru (+ \$100) LPT1 Portico Teak (+ \$100) LSW1 Skyline Walnut (+ \$100)	See Chart on page 120 L2 (+ \$125)	N No Cutout G Round Grommet Cutout (+ \$30) G1 Pop-Up Port Cutout (+ \$40)	0 No Port 2 Two Tablet Ports Opposite (+ \$20)

! Leg options - Tapered Square (TS) and Tapered Round (TR) are available in 2 poly and 8 woodgrain options.

HGRMTAC



SIN 33721T

POWER HUB

3" Grommet Mount, 6' Cord

DIMENSIONS

Ship Weight: 1.3
Cube: 0.2

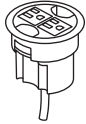
LIST PRICE

\$111

NOTES: Fits in 3" round grommet holes. Field installed with Plug-and-play ease. Two grounded AC power outlets. Includes 6' cord with three-prong plug.

ⓘ Available in black only (no color designation so use .X)

HGRMTAC2



SIN 33721T

3" ROUND POWER GROMMET

2 Outlets, 10' Cord

DIMENSIONS

Ship Weight: 1.5
Cube: 0.2

LIST PRICE

\$148

NOTES: Power Modules will also work with standing-height applications for 10500 Series™ and Voi® desks. Optional Memory Control allows preset worksurface heights for consistency. Ships separately. Dynamic load capacity when worksurface is moving is 300 lbs. Includes 10' cord with three-prong plug. Fits in 3" round grommet holes on the following product lines: Coordinate™, Huddle, Motivate®, all laminate and veneer casegoods series, and Systems Worksurfaces. Two grounded AC power outlets. Field installed with Plug-and-play ease.

ⓘ Available in black finish only, no specification needed.

HGRMTUSB2



SIN 33721T

POWER/USB HUB

3" Grommet Mount

DIMENSIONS

Ship Weight: 1.3 ⓘ
Cube: 0.2

LIST PRICE

\$224

NOTES: One grounded AC power outlet with 2 USB ports. UL Listed.

ⓘ Available in black only (no color designation so use .X)

HFTTAL14



SIN 33721

TABLET ACCESSORY

Laminate

DIMENSIONS


Diameter: 14 Ship Weight: 6.0
Height from Table Top: 10 Cube: 2.5

LIST PRICE

\$368

NOTES: Use with Collaborative Cube and Cylinder tables for additional workspace. Attaches to tables through ports. Multiple port location options are available. Tablet pivots/swivels toward the user.

HTPWRGROM1



SIN 33721

POP-UP PORT

DIMENSIONS

Ship Weight: 5.0
Cube: 0.3

LIST PRICE

\$392

NOTES: Fits into 4" x 8" cutout. Specify G1 cutout in table top. Pop-up Port provides three power ports and one blank data receptacle. Sits flush with worksurface when closed. Finish is anodized aluminum. Includes 6' cord with three-prong plug.

HON Recommendation: HTPWRGROM1 - List Price \$392

HOW TO SPECIFY

Select
Model Number

H G R M T A C


GROVE® Dual Fabric

GSA SIN 33721

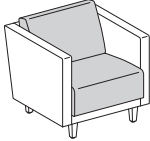


Icon Legend on page 15

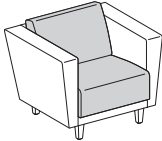
HML1SDF



Armless



Straight Arms



Tapered Arms

SINGLE SEAT LOUNGE

Dual Fabric

DIMENSIONS

Depth:	31½	Ship Weight (armless):	61
Height:	35	Ship Weight (with straight arms):	77
Seat Width:	23½	Ship Weight (with tapered arms):	85
Back Width:	23½	Cube (armless):	19.8
Back Height:	19	Cube (with straight arms):	19.8
Width (armless):	23½	Cube (with tapered arms):	19.8
Width (with straight arms):	29¾	COM:	See
Width (with tapered arms):	35	Weight Rating:	page 121 300 lbs. (per seat)
Arm Width:	23½		
Seat to Floor Height:	16		
Usable Seat Depth:	18¾		

FABRIC PRICE CODES

1 \$1377

Add to Base Price Above

	Frame/ Arms	Back/Seat Cushions
2	\$36	\$48
3	\$72	\$96
4	\$99	\$132
5	\$126	\$168
6	\$153	\$204
7	\$180	\$240
8	\$207	\$276
9	\$234	\$312
10	\$261	\$348
11	\$288	\$384
12	\$315	\$420
L	\$300	\$400

For dual fabric models, start with the base price, then add the additional amount for the back and seat from the corresponding matrix to determine the final list price. Choose any combination of fabric grades for the back and seat.

Example: HML1SDF base price (\$1377) + Grade 2 frame/arms fabric (add \$36) + Grade 4 back/seat fabric (add \$132) = Total \$1545 List
 HML1SDF base price (\$1377) + Grade 5 frame/arms fabric (add \$126) + Grade 3 back/seat fabric (add \$96) = Total \$1599 List

HON Recommendation: HML1SDF.A.PNS___.PNS___.TS.P7A - List Price \$1761

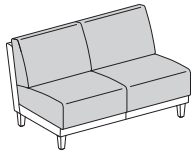
HOW TO SPECIFY

Select Model Number H M L 1 S D F .	Select Arm Type N Armless A Straight Arms (+ \$300) B Tapered Arms (+ \$350)	Select Frame/Arms Fabric See page 121 P N S 0 0 4 .	Select Back/Seat Cushions Fabric See page 121 P N S 0 0 7 .	Select Leg Type TS Tapered Square TR Tapered Round	Select Leg Color PR8 Textured Silver P7A Textured Charcoal H Bourbon Cherry (+ \$100) F Shaker Cherry (+ \$100) N Mahogany (+ \$100) C Harvest (+ \$100) D Natural Maple (+ \$100) MOCH Mocha (+ \$100) PINC Pinnacle (+ \$100) COGN Cognac (+ \$100) LLA1 Lowell Ash (+ \$100) LNR1 Natural Recon (+ \$100) LPE1 Phantom Ecru (+ \$100) LPT1 Portico Teak (+ \$100) LSW1 Skyline Walnut (+ \$100)
---	--	--	--	---	--

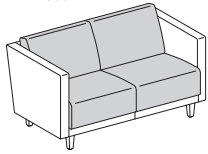
! Leg options - Tapered Square (TS) and Tapered Round (TR) are available in 2 poly and 8 woodgrain options.



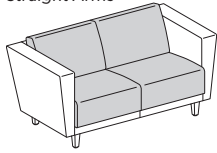
HML2SDF



Armless



Straight Arms



Tapered Arms

TWO-SEAT LOUNGE

Dual Fabric

DIMENSIONS

Depth:	31½	Ship Weight (armless):	100
Height:	35	Ship Weight (with straight arms):	116
Seat Width:	48	Ship Weight (with tapered arms):	124
Back Width:	48	Cube (armless):	35.6
Back Height:	19	Cube (with straight arms):	35.6
Width (armless):	48	Cube (with tapered arms):	35.6
Width (with straight arms):	54¼	COM:	See
Width (with tapered arms):	59½		page 121
Arm Width:	48	Weight Rating:	300 lbs.
Seat to Floor Height:	16		(per seat)
Usable Seat Depth:	18¾		

FABRIC PRICE CODES

1	\$2057		
<i>Add to Base Price Above</i>			
		Frame/ Arms	Back/Seat Cushions
2	\$60		\$84
3	\$120		\$168
4	\$165		\$231
5	\$210		\$294
6	\$255		\$357
7	\$300		\$420
8	\$345		\$483
9	\$390		\$546
10	\$435		\$609
11	\$480		\$672
12	\$525		\$735
L	\$500		\$700

For dual fabric models, start with the base price, then add the additional amount for the back and seat from the corresponding matrix to determine the final list price. Choose any combination of fabric grades for the back and seat.

Example: HML2SDF base price (\$2057) + Grade 2 frame/arms fabric (add \$60) + Grade 4 back/seat fabric (add \$231) = Total \$2348 List
 HML2SDF base price (\$2057) + Grade 5 frame/arms fabric (add \$210) + Grade 3 back/seat fabric (add \$168) = Total \$2435 List

HON Recommendation: HML2SDF.A.PNS__PNS__TS.P7A - List Price \$2501

HOW TO SPECIFY

Select Model Number	Select Arm Type	Select Frame/Arms Fabric	Select Back/Seat Cushions Fabric	Select Leg Type	Select Leg Color
	N Armless A Straight Arms (+ \$300) B Tapered Arms (+ \$350)	See page 121	See page 121	TS Tapered Square TR Tapered Round	PR8 Textured Silver P7A Textured Charcoal H Bourbon Cherry (+ \$100) F Shaker Cherry (+ \$100) N Mahogany (+ \$100) C Harvest (+ \$100) D Natural Maple (+ \$100) MOCH Mocha (+ \$100) PINC Pinnacle (+ \$100) COGN Cognac (+ \$100) LLA1 Lowell Ash (+ \$100) LNR1 Natural Recon (+ \$100) LPE1 Phantom Ecru (+ \$100) LPT1 Portico Teak (+ \$100) LSW1 Skyline Walnut (+ \$100)
HML2SDF	A	PNS004	PNS007	TS	P7A

! Leg options - Tapered Square (TS) and Tapered Round (TR) are available in 2 poly and 8 woodgrain options.

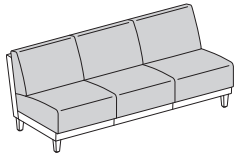
GROVE® Dual Fabric

GSA SIN 33721

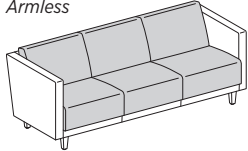


Icon Legend on page 15

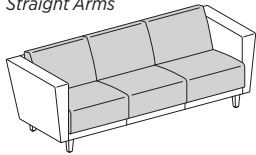
HML3SDF



Armless



Straight Arms



Tapered Arms

THREE-SEAT LOUNGE

Dual Fabric

DIMENSIONS

Depth:	31½	Ship Weight (armless):	141
Height:	35	Ship Weight (with straight arms):	157
Seat Width:	71½	Ship Weight (with tapered arms):	165
Back Width:	71½	Cube (armless):	48.9
Back Height:	19	Cube (with straight arms):	48.9
Width (armless):	71½	Cube (with tapered arms):	48.9
Width (with straight arms):	77½	COM:	
Width (with tapered arms):	82½	See	page 121
Arm Width:	71½	Weight Rating:	300 lbs.
Seat to Floor Height:	16	(per seat)	
Usable Seat Depth:	18¾		

FABRIC PRICE CODES

1 \$2831

Add to Base Price Above

	Frame/ Arms	Back/Seat Cushions
2	\$72	\$132
3	\$144	\$264
4	\$198	\$363
5	\$252	\$462
6	\$306	\$561
7	\$360	\$660
8	\$414	\$759
9	\$468	\$858
10	\$522	\$957
11	\$576	\$1056
12	\$630	\$1155
L	\$600	\$1100

For dual fabric models, start with the base price, then add the additional amount for the back and seat from the corresponding matrix to determine the final list price. Choose any combination of fabric grades for the back and seat.

Example: HML3SDF base price (\$2831) + Grade 2 frame/arms fabric (add \$72) + Grade 4 back/seat fabric (add \$363) = Total \$3266 List
 HML3SDF base price (\$2831) + Grade 5 frame/arms fabric (add \$252) + Grade 3 back/seat fabric (add \$264) = Total \$3347 List

HON Recommendation: HML3SDF.A.PNS__PNS__.TS.P7A - List Price \$3335

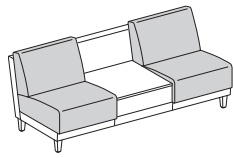
HOW TO SPECIFY

Select Model Number	Select Arm Type	Select Frame/Arms Fabric	Select Back/Seat Cushions Fabric	Select Leg Type	Select Leg Color
	N Armless A Straight Arms (+ \$300) B Tapered Arms (+ \$350)	See page 121	See page 121	TS Tapered Square TR Tapered Round	PR8 Textured Silver P7A Textured Charcoal H Bourbon Cherry (+ \$100) F Shaker Cherry (+ \$100) N Mahogany (+ \$100) C Harvest (+ \$100) D Natural Maple (+ \$100) MOCH Mocha (+ \$100) PINC Pinnacle (+ \$100) COGN Cognac (+ \$100) LLA1 Lowell Ash (+ \$100) LNR1 Natural Recon (+ \$100) LPE1 Phantom Ecru (+ \$100) LPT1 Portico Teak (+ \$100) LSW1 Skyline Walnut (+ \$100)
HML3SDF	A	PNS004	PNS007	TS	P7A

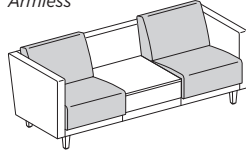
! Leg options - Tapered Square (TS) and Tapered Round (TR) are available in 2 poly and 8 woodgrain options.



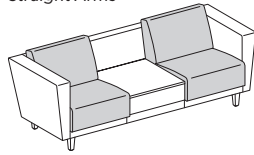
HML2STDF



Armless



Straight Arms



Tapered Arms

TWO-SEAT WITH TABLE

Dual Fabric

DIMENSIONS

Depth:	31½	Ship Weight (armless):	146
Height:	35	Ship Weight (with straight arms):	162
Seat Width:	71½	Ship Weight (with tapered arms):	170
Back Width:	71½	Cube (armless):	48.9
Back Height:	19	Cube (with straight arms):	48.9
Width (armless):	71½	Cube (with tapered arms):	48.9
Width (with straight arms):	77½	COM:	See
Width (with tapered arms):	82½	Weight Rating:	page 121
Arm Width:	71½		300 lbs.
Seat to Floor Height:	16		(per seat)
Usable Seat Depth:	18¾		

FABRIC PRICE CODES

1	\$3043		
<i>Add to Base Price Above</i>			
	Frame/Arms	Back/Seat Cushions	
2	\$72	\$84	
3	\$144	\$168	
4	\$198	\$231	
5	\$252	\$294	
6	\$306	\$357	
7	\$360	\$420	
8	\$414	\$483	
9	\$468	\$546	
10	\$522	\$609	
11	\$576	\$672	
12	\$630	\$735	
L	\$600	\$700	

NOTES: Offers a table between the seats that provides separation and a usable worksurface. Table available with two grommet and an accessory port option.

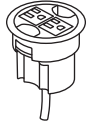
HON Recommendation: HML2STDF.A.PNS__PNS__TS.P7A.N.G1.0 - List Price \$3539

HOW TO SPECIFY

Select Model Number	Select Arm Type	Select Frame/Arms Fabric	Select Back/Seat Cushions Fabric	Select Leg Type	Select Leg Color	Select Laminate	Select Cut Out	Accessory Port Location
	N Armless A Straight Arms (+ \$300) B Tapered Arms (+ \$350)	See page 121	See page 121	TS Tapered Square TR Tapered Round	PR8 Textured Silver P7A Textured Charcoal H Bourbon Cherry (+ \$100) F Shaker Cherry (+ \$100) N Mahogany (+ \$100) C Harvest (+ \$100) D Natural Maple (+ \$100) MOCH Mocha (+ \$100) PINC Pinnacle (+ \$100) COGN Cognac (+ \$100) LLA1 Lowell Ash (+ \$100) LNRI Natural Recon (+ \$100) LPE1 Phantom Ecru (+ \$100) LPT1 Portico Teak (+ \$100) LSW1 Skyline Walnut (+ \$100)	See Chart on page 120 L2 (+ \$125)	N No Cutout G Round Grommet Cutout (+ \$30) G1 Pop-Up Port Cutout (+ \$40)	0 No Port 2 Two Tablet Ports Opposite (+ \$20)
HML2STDF	A	PNS004	PNS007	TS	P7A	N	G1	0

! Leg options - Tapered Square (TS) and Tapered Round (TR) are available in 2 poly and 8 woodgrain options.

HGRMTAC



SIN 33721T

POWER HUB

3" Grommet Mount, 6' Cord

DIMENSIONS

Ship Weight: 1.3
Cube: 0.2

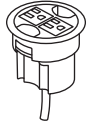
LIST PRICE

\$111

NOTES: Fits in 3" round grommet holes. Field installed with Plug-and-play ease. Two grounded AC power outlets. Includes 6' cord with three-prong plug.

ⓘ Available in black only (no color designation so use .X)

HGRMTAC2



SIN 33721T

3" ROUND POWER GROMMET

2 Outlets, 10' Cord

DIMENSIONS

Ship Weight: 1.5
Cube: 0.2

LIST PRICE

\$148

NOTES: Power Modules will also work with standing-height applications for 10500 Series™ and Voi® desks. Optional Memory Control allows preset worksurface heights for consistency. Ships separately. Dynamic load capacity when worksurface is moving is 300 lbs. Includes 10' cord with three-prong plug. Fits in 3" round grommet holes on the following product lines: Coordinate™, Huddle, Motivate®, all laminate and veneer casegoods series, and Systems Worksurfaces. Two grounded AC power outlets. Field installed with Plug-and-play ease.

ⓘ Available in black finish only, no specification needed.

HGRMTUSB2



SIN 33721T

POWER/USB HUB

3" Grommet Mount

DIMENSIONS

Ship Weight: 1.3 ⓘ
Cube: 0.2

LIST PRICE

\$224

NOTES: One grounded AC power outlet with 2 USB ports. UL Listed.

ⓘ Available in black only (no color designation so use .X)

HFTTAL14



SIN 33721

TABLET ACCESSORY

Laminate

DIMENSIONS

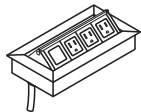
Diameter: 14 Ship Weight: 6.0
Height from Table Top: 10 Cube: 2.5

LIST PRICE

\$368

NOTES: Use with Collaborative Cube and Cylinder tables for additional workspace. Attaches to tables through ports. Multiple port location options are available. Tablet pivots/swivels toward the user.

HTPWGROM1



SIN 33721

POP-UP PORT

DIMENSIONS

Ship Weight: 5.0
Cube: 0.3

LIST PRICE

\$392

NOTES: Fits into 4" x 8" cutout. Specify G1 cutout in table top. Pop-up Port provides three power ports and one blank data receptacle. Sits flush with worksurface when closed. Finish is anodized aluminum. Includes 6' cord with three-prong plug. HON Recommendation: HTPWGR0M1 - List Price \$392

HON Recommendation: HTPWGR0M1 - List Price \$392

HOW TO SPECIFY

Select
Model Number

H G R M T A C

GUESTSTACKER® 4030 Series



GuestStacker Stacking Chair shown in Regatta.

GUESTSTACKER® 4030 SERIES

Support your people with a comfortable chair whenever needed, then quickly clear the room. GuestStacker helps you make the most of valuable floor space by stacking six high on the floor or 28 high on a cart. Each set of four chairs provides ergonomic support to users with a contoured seat and back that are molded to fit the natural curves of your body. When you need to put guests at ease for any length of time, you need GuestStacker chairs.



FEATURES

- Ships four chairs per carton.
- Chairs stack six high on the floor.
- Copolymer resin seat and back shell.
- Integrated lumbar support delivers long-lasting comfort.
- Wall-saver design protects walls and cabinets.
- Tubular steel frame adds durability.
- Optional ganging glides create straight rows.
- Stacks up to 28 high on HON Model 4033 Cart.
- Ships fully assembled.
- Warranted for users up to 300 lbs.

GUESTSTACKER® 4030 Series

GSA SIN 33721



Icon Legend on page 15

H4031



STACKING CHAIRS

Textured Copolymer Seat & Back
Painted Legs — Black (T) ONLY

DIMENSIONS

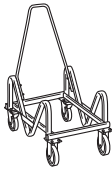
Depth:	21½	Seat to Floor Height:	17½
Width:	21	Usable Seat Depth:	17½
Height:	31	Ship Weight:	51
Seat Depth:	19	Cube:	12.9
Seat Width:	18	Weight Rating:	300 lbs.
Back Width:	20		
Back Height:	11		

LIST PRICE PER CARTON

\$621
(reference single unit @ \$155.25)

- ⊕ 4030 Series is ordered and shipped four (4) chairs per carton. Pricing shown is per carton. Each set of four (one carton), must have the same shell/frame color combination. Ordering 2 of Model H4031 will result in 2 cartons being shipped, giving you 8 chairs.
- ⚠ Shipped fully assembled — 4 chairs per carton. All GuestStacker® shell colors are CA Technical Bulletin 133 compliant (no upcharge).

H4033



CART FOR STACKING CHAIRS

DIMENSIONS

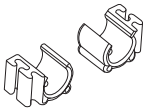
Depth:	35½	Ship Weight:	40 Ⓢ
Width:	21¾	Cube:	8.9
Height:	37¾		

LIST PRICE

\$521

- NOTES: Holds 28 stack chairs (6'-8"), some assembly required. (Chairs stack 6 high without cart.)
⚠ Specify Black paint (T) ONLY.

H4039



GANGING CHAIR GLIDES

Box of 48

DIMENSIONS

Ship Weight:	1 Ⓢ
Cube:	0.04

LIST PRICE

\$105

HON Recommendation: H4031.LA.T - List Price \$621

HOW TO SPECIFY

<p>Select Model Number</p> <p>H 4 0 3 1 .</p>	<p>Select Shell Color</p> <p>LA Lava MB Mulberry ON Onyx RE Regatta</p> <p>L A .</p>	<p>Select Frame</p> <p>T Black</p> <p>T</p>
--	---	--

IGNITION®



Ignition® 2.0 Task Chairs shown with Empower® Benching.

IGNITION®

People come in all shapes and sizes, which is why Ignition does as well. From guest and lounge chairs to executive seating, Ignition allows you to mix and match adjustment features, back height, lumbar, and other options to fit your chair to your needs. It's the easy, affordable way to furnish an entire workplace in style and comfort. Ignition fits who you are, where you work and how you work.



FEATURES

IGNITION®

- Ignition Series seating addresses the needs of the total office with Executive, Task, Stool, Guest and Lounge Seating Solutions.
- Three different back sizes, three different controls and multiple arm options to fit you and how you work.
- Back height adjustment moves the back up or down to fit various body sizes.
- Contoured back on multi-purpose seating offers greater comfort than typical stack chairs or stools.
- Warranted for users up to 300 lbs. (450 lbs. for Big and Tall)
- Multi-purpose chair stacks four high.

IGNITION® 2.0

- Choice of upholstered, 4-Way Stretch mesh or ReActiv® back options.
- ReActiv® back features zonal comfort that delivers optimal support and flexibility.
- The unique hammock-like inner support allows the upholstered back version to feature a slim profile and provide built-in comfort.
- Optional adjustable lumbar allows users to tailor their support.
- Passive movement back adjusts with you.
- Multiple arm options to accommodate user requirements.
- Available in 5 colors of 4-Way Stretch mesh and 2 ReActiv® colors.
- Molded foam seat for better support and added comfort.
- Available in Black and Titanium frame.
- Warranted for users up to 300 lbs.



IGNITION® Options

MODEL OPTIONS

HITL1



Task Low-Back

Pneumatic, Back Height Adjustment, Swivel, Tilt, Tilt Tension, Tilt Lock

HITL2



Task Low-Back

Pneumatic, Back Height Adjustment, Synchro-tilt, Tilt Tension, Tilt Lock, Seat Glide

HITL3



Task Low-Back

Pneumatic, Back Height Adjustment, Synchro-tilt, Back Angle Adjustment, Tilt Tension, Tilt Lock, Seat Glide

HITS5



Task Stool

Pneumatic, Swivel Back Height Adjustment, Adjustable Footrest

HIWM1



Mid-Back

Pneumatic, Back Height Adjustment, Swivel, Tilt, Tilt Tension, Tilt Lock

HIWM2



Mid-Back

Pneumatic, Back Height Adjustment, Synchro-tilt, Tilt Tension, Tilt Lock, Seat Glide

HIWM3



Mid-Back

Pneumatic, Back Height Adjustment, Synchro-tilt, Back Angle Adjustment, Tilt Tension, Tilt Lock, Seat Glide

HIEH1



Executive High-Back

Pneumatic, Back Height Adjustment, Swivel, Tilt, Tilt Tension, Tilt Lock

HIEH2



Executive High-Back

Pneumatic, Back Height Adjustment, Synchro-tilt, Tilt Tension, Seat Glide


HIEH3



Executive High-Back

Pneumatic, Back Height Adjustment, Synchro-tilt, Back Angle Adjustment, Tilt Tension, Seat Glide

HIWM8



Task Mid-Back

Big and Tall, Pneumatic, Swivel-tilt, Tilt Tension

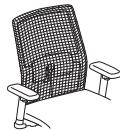
HITLM



Task Low-Back

4-Way Stretch Mesh Back, Pneumatic, Swivel, Synchro-tilt, Tilt Tension, Tilt Lock, Optional Lumbar Support

HITSM



Task Low-Back Stool

4-Way Stretch Mesh Back, Pneumatic, Swivel, Synchro-tilt, Tilt Tension, Tilt Lock, Optional Lumbar Support

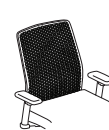
HITLRA



Task Low-Back ReActiv®

ReActiv® Back, Pneumatic, Swivel, Synchro-tilt, Tilt Tension, Tilt Lock, Optional Lumbar Support

HITSRA



Task Low-Back Stool ReActiv®

ReActiv® Back, Pneumatic, Swivel, Synchro-tilt, Tilt Tension, Tilt Lock, Optional Lumbar Support

HIWMM



Task Mid-Back

4-Way Stretch Mesh Back, Pneumatic, Swivel, Synchro-tilt, Tilt Tension, Tilt Lock, Optional Lumbar Support

HIWMRA



Task Mid-Back ReActiv®

ReActiv® Back, Pneumatic, Swivel, Synchro-tilt, Tilt Tension, Tilt Lock, Optional Lumbar Support

HIWMU



Upholstered Mid-Back

Upholstered Back, Pneumatic, Swivel, Synchro-tilt, Tilt Tension, Tilt Lock, Optional Lumbar Support

HIWML



Upholstered Mid-Back with Lumbar Support

Upholstered Back, Pneumatic, Swivel, Synchro-tilt, Tilt Tension, Tilt Lock, Adjustable Lumbar

MODEL OPTIONS

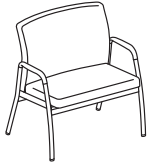
HIGCL



Guest Chair

Fixed Arms, Glides

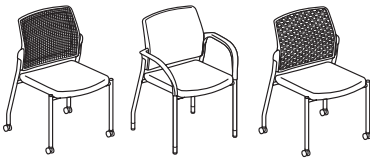
HIB50



Bariatric Lounge

Fixed Arms, Glides

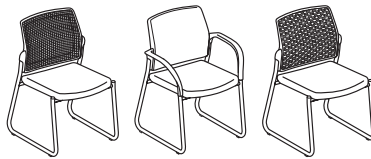
HIGS6



Multi-Purpose

Four Legs

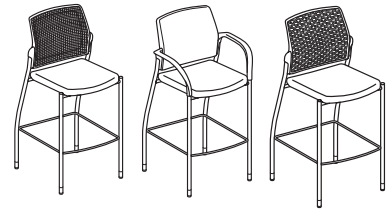
HISB6



Multi-Purpose

Sled Base

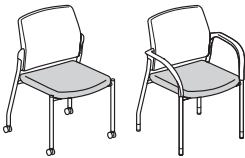
HICS7



Café-Height Stool

Four Legs


HIGS6DF - Dual Fabric



Multi-Purpose

Four Legs

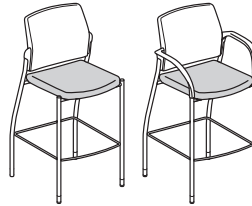
HISB6DF - Dual Fabric



Multi-Purpose

Sled Base

HICS7DF - Dual Fabric






Café-Height Stool


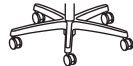
Four Legs

IGNITION® Task Chair Options

ARM STYLE	CODE	DESCRIPTION	PRICE
	N	Armless	+\$0
	F	Fixed Arms	+\$65
	A	Height and Width Adjustable Arms	+\$75
	V	All-Adjustable Arms (includes Pivot)	+\$115
	P	Fixed Polished Aluminum Arms	+\$150

CASTERS	CODE	DESCRIPTION	PRICE
	A	All Surface Caster <i>*Must specify for model HIWM8 only</i>	+\$0
	H	Hard Caster	+\$0
	S	Soft Caster	+\$30

BACK STYLE	CODE	DESCRIPTION	PRICE
	U	Upholstered	+\$0
	M	Mesh	+\$0

BASE	CODE	DESCRIPTION	PRICE
	SB	Standard Base	+\$0
	PA	Polished Aluminum	+\$110

HON BRANDED FABRICS

GRADE 1

Attire
Centurion
Compass
Contourett Polyurethane
Dapper
Hamilton
Inertia
Optic

GRADE 2

Appoint Seating
Clyde
Dotty
Rush
Seed
Spin Seating
Whisper Vinyl

GRADE 3

In Season
Purl
Silvertex™ Vinyl


GRADE L

Denver Leather*

For a complete list of fabrics, including partnership fabrics, go to hon.com/fabricsandfinishes.

Reference Fabric Color Combinations on pages 18-22 for color codes and legend on page 19 for lead times. For additional HON to Supply COM fabric grade pricing, go to honready.hon.com and click on the HON to Supply COM link.

*Denver Leather (SS) may not be available on every model within a specific series, please refer to the model's page for details.

 For Fire Code model, availability and ordering method, refer to pages 26-29. Available on select models, contact HON Customer Support for availability.



Icon Legend on page 15

HITL1



TASK LOW-BACK

Pneumatic
Back Height Adjustment
Swivel
Tilt
Tilt Tension
Tilt Lock
Functions: **A, B, E, J, K, L**
(Function Key on pages 16-17)

DIMENSIONS

Upholstered Back
Width: 17½
Upholstered Back
Height: 18¾-21¾
Mesh Back Width: 17½
Mesh Back Height: 20¾-23¼
Depth: 36
Width: 27½
Height: 41
Seat Depth: 17
Seat Width: 19

Adjustable Arms Width: 17-19½
Fixed Arms Width: 20
Seat to Floor Height: 17-21½
Usable Seat Depth: 15¾
Ship Weight (upholstered back): 50 **Ⓢ**
Ship Weight (mesh back): 45 **Ⓢ**
Cube (upholstered back): 10.8
Cube (mesh back): 10.8
COM (upholstered back): 2.0
COM (mesh back): 1.0
Weight Rating: 300 lbs.

FABRIC PRICE CODES

1	\$588	8	\$864
2	\$636	9	\$900
3	\$684	10	\$936
4	\$720	11	\$972
5	\$756	12	\$1008
6	\$792	L	—
7	\$828		

NOTES: See page 142 for arm packs.

HITL2



TASK LOW-BACK

Pneumatic
Back Height Adjustment
Synchro-tilt
Tilt Tension
Tilt Lock
Seat Glide
Functions: **A, B, D, E, J, A-D, L**
(Function Key on pages 16-17)

DIMENSIONS

Upholstered Back
Width: 17½
Upholstered Back
Height: 19½-22½
Mesh Back Width: 17½
Mesh Back Height: 20¾-23¼
Depth: 38½
Width: 27½
Height: 43
Seat Depth: 16-18
Seat Width: 19

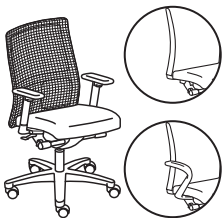
Adjustable Arms Width: 17-19½
Fixed Arms Width: 20
Seat to Floor Height: 17-21½
Usable Seat Depth: 15½-17½
Ship Weight (upholstered back): 54 **Ⓢ**
Ship Weight (mesh back): 49 **Ⓢ**
Cube (upholstered back): 10.8
Cube (mesh back): 10.8
COM (upholstered back): 2.0
COM (mesh back): 1.0
Weight Rating: 300 lbs.

FABRIC PRICE CODES

1	\$662	8	\$938
2	\$710	9	\$974
3	\$758	10	\$1010
4	\$794	11	\$1046
5	\$830	12	\$1082
6	\$866	L	—
7	\$902		

NOTES: See page 142 for arm packs.

HITL3



TASK LOW-BACK

Pneumatic
Back Height Adjustment
Synchro-tilt
Back Angle Adjustment
Tilt Tension
Tilt Lock
Seat Glide
Functions: **A, B, D, E, A-D, A-E, L**
(Function Key on pages 16-17)

DIMENSIONS

Upholstered Back
Width: 17½
Upholstered Back
Height: 20¾-23¾
Mesh Back Width: 17½
Mesh Back Height: 20¾-23¼
Depth: 39
Width: 27
Height: 44
Seat Depth: 16-18
Seat Width: 19

Adjustable Arms Width: 17-19½
Fixed Arms Width: 20
Seat to Floor Height: 17-21½
Usable Seat Depth: 14½-16½
Ship Weight (upholstered back): 58 **Ⓢ**
Ship Weight (mesh back): 53 **Ⓢ**
Cube (upholstered back): 10.8
Cube (mesh back): 10.8
COM (upholstered back): 2.0
COM (mesh back): 1.0
Weight Rating: 300 lbs.

FABRIC PRICE CODES

1	\$707	8	\$983
2	\$755	9	\$1019
3	\$803	10	\$1055
4	\$839	11	\$1091
5	\$875	12	\$1127
6	\$911	L	—
7	\$947		

NOTES: See page 142 for arm packs.

HON Recommendation: HITL1.A.H.M.CU__T.SB - List Price \$663

HOW TO SPECIFY

Select Model Number	Select Arm Type	Select Caster/Glide	Select Back Type	Select Fabric	Select Frame	Select Base
N Armless F Fixed Arms - Black (+ \$65) A Height and Width Adjustable Arms (+ \$75) V All-Adjustable Arms (includes Pivot) (+ \$115) P Fixed Arms - Polished (+ \$150)	H Hard Caster S Soft Caster (+ \$30)	U Upholstered M Mesh	See page 137	T Black	SB Standard Base PA Polished Aluminum (+ \$110)	
HITL1	A	H	M	CU10	T	SB



HIWM1



MID-BACK

Pneumatic
Back Height Adjustment
Swivel
Tilt
Tilt Tension
Tilt Lock
Functions: **A, B, E, J, K, L**
(Function Key on pages 16-17)

DIMENSIONS

Upholstered Back Width: 18½
Upholstered Back Height: 21-24
Mesh Back Width: 19
Mesh Back Height: 21½-24
Depth: 35½
Width: 27
Height: 44
Seat Depth: 18
Seat Width: 20
Adjustable Arms Width: 18-20½
Fixed Arms Width: 20

Seat to Floor Height: 17-21½
Usable Seat Depth: 17½
Ship Weight (upholstered back): 54 **Ⓢ**
Ship Weight (mesh back): 48 **Ⓢ**
Cube (upholstered back): 10.8
Cube (mesh back): 10.8
COM (upholstered back): 2.0
COM (mesh back): 1.0
Weight Rating: 300 lbs.

FABRIC PRICE CODES

1	\$644	8	\$920
2	\$692	9	\$956
3	\$740	10	\$992
4	\$776	11	\$1028
5	\$812	12	\$1064
6	\$848	L	\$944
7	\$884		

NOTES: See page 142 for arm packs.

HIWM2



MID-BACK

Pneumatic
Back Height Adjustment
Synchro-tilt
Tilt Tension
Tilt Lock
Seat Glide
Functions:
A, B, D, E, J, A-D, L
(Function Key on pages 16-17)

DIMENSIONS

Upholstered Back Width: 18½
Upholstered Back Height: 21-24
Mesh Back Width: 19
Mesh Back Height: 21½-24
Depth: 38
Width: 27
Height: 46½
Seat Depth: 17-19
Seat Width: 20
Adjustable Arms Width: 18-20½
Fixed Arms Width: 20

Seat to Floor Height: 17¼-21¾
Usable Seat Depth: 16¼-18¼
Ship Weight (upholstered back): 58 **Ⓢ**
Ship Weight (mesh back): 52 **Ⓢ**
Cube (upholstered back): 10.8
Cube (mesh back): 10.8
COM (upholstered back): 2.0
COM (mesh back): 1.0
Weight Rating: 300 lbs.

FABRIC PRICE CODES

1	\$715	8	\$991
2	\$763	9	\$1027
3	\$811	10	\$1063
4	\$847	11	\$1099
5	\$883	12	\$1135
6	\$919	L	\$1015
7	\$955		

NOTES: See page 142 for arm packs.

HIWM3



MID-BACK

Pneumatic
Back Height Adjustment
Synchro-tilt
Back Angle Adjustment
Tilt Tension
Tilt Lock
Seat Glide
Functions:
A, B, D, E, A-D, A-E, L
(Function Key on pages 16-17)

DIMENSIONS

Upholstered Back Width: 18½
Upholstered Back Height: 21-24
Mesh Back Width: 19
Mesh Back Height: 21½-24
Depth: 39
Width: 27
Height: 44
Seat Depth: 17-19
Seat Width: 20
Adjustable Arms Width: 18-20½
Fixed Arms Width: 20

Seat to Floor Height: 17¼-21¾
Usable Seat Depth: 15¼-17¼
Ship Weight (upholstered back): 63 **Ⓢ**
Ship Weight (mesh back): 58 **Ⓢ**
Cube (upholstered back): 10.8
Cube (mesh back): 10.8
COM (upholstered back): 2.0
COM (mesh back): 1.0
Weight Rating: 300 lbs.

FABRIC PRICE CODES

1	\$762	8	\$1038
2	\$810	9	\$1074
3	\$858	10	\$1110
4	\$894	11	\$1146
5	\$930	12	\$1182
6	\$966	L	\$1062
7	\$1002		

NOTES: See page 142 for arm packs.

HON Recommendation: HIWM2.A.H.M.CU__T.SB - List Price \$790

HOW TO SPECIFY

Select Model Number	Select Arm Type	Select Caster/Glide	Select Back Type	Select Fabric	Select Frame	Select Base
N Armless F Fixed Arms - Black (+ \$65) A Height and Width Adjustable Arms (+ \$75) V All-Adjustable Arms (includes Pivot) (+ \$115) P Fixed Arms - Polished (+ \$150)	H Hard Caster S Soft Caster (+ \$30)	U Upholstered M Mesh	See page 137	T Black	SB Standard Base PA Polished Aluminum (+ \$110)	
HIWM1	A	H	M	CU10	T	SB



Icon Legend on page 15

HIEH1



EXECUTIVE HIGH-BACK

Pneumatic
Back Height Adjustment
Swivel
Tilt
Tilt Tension
Tilt Lock
Functions: **A, B, E, F, K, L**
(Function Key on pages 16-17)

DIMENSIONS

Depth: 38½
Width: 27
Height: 47½
Seat Depth: 18
Seat Width: 20
Back Width: 20
Back Height: 24¾-27¾
Arm Width: 20
Seat to Floor Height: 16¾-21¼
Usable Seat Depth: 17⅞
Ship Weight: 56
Cube: 16.0
COM: 2.5
Weight Rating: 300 lbs.

FABRIC PRICE CODES

1	\$668	8	\$944
2	\$716	9	\$980
3	\$764	10	\$1016
4	\$800	11	\$1052
5	\$836	12	\$1088
6	\$872	L	\$968
7	\$908		

NOTES: See page 142 for arm packs.

HIEH2



EXECUTIVE HIGH-BACK

Pneumatic
Back Height Adjustment
Synchro-tilt
Tilt Tension
Seat Glide
Functions: **A, B, D, E, J, A-D, L**
(Function Key on pages 16-17)

DIMENSIONS

Depth: 41
Width: 27
Height: 49
Seat Depth: 17-19
Seat Width: 20
Back Width: 19½
Back Height: 24¾-27¾
Arm Width: 20
Seat to Floor Height: 17-21½
Usable Seat Depth: 16½-18
Ship Weight: 61
Cube: 16.0
COM: 2.5
Weight Rating: 300 lbs.

FABRIC PRICE CODES

1	\$742	8	\$1018
2	\$790	9	\$1054
3	\$838	10	\$1090
4	\$874	11	\$1126
5	\$910	12	\$1162
6	\$946	L	\$1042
7	\$982		

NOTES: See page 142 for arm packs.

HIEH3



EXECUTIVE HIGH-BACK

Pneumatic
Back Height Adjustment
Synchro-tilt
Back Angle Adjustment
Tilt Tension
Seat Glide
Functions: **A, B, D, E, A-D, A-E, L**
(Function Key on pages 16-17)

DIMENSIONS

Depth: 45½
Width: 27
Height: 49
Seat Depth: 17-19
Seat Width: 20
Back Width: 19½
Back Height: 24¾-27¾
Arm Width: 20
Seat to Floor Height: 17-21½
Usable Seat Depth: 15¼-17¼
Ship Weight: 65
Cube: 16.0
COM: 2.5
Weight Rating: 300 lbs.

FABRIC PRICE CODES

1	\$787	8	\$1063
2	\$835	9	\$1099
3	\$883	10	\$1135
4	\$919	11	\$1171
5	\$955	12	\$1207
6	\$991	L	\$1087
7	\$1027		

NOTES: See page 142 for arm packs.

HON Recommendation: HIEH1.F.H.U.CU__T.SB - List Price \$733

HOW TO SPECIFY

Select Model Number	Select Arm Type	Select Caster/Glide	Select Back Type	Select Fabric	Select Frame	Select Base
H I E H 1 .	F .	H .	U .	C U 1 0 .	T .	S B



Icon Legend on page 15

HITS5



TASK STOOL

Pneumatic Swivel Back Height Adjustment
Adjustable Footrest
Functions: **A, B, E**
(Function Key on pages 16-17)

DIMENSIONS

Upholstered Back Width:	17½	Adjustable Arms Width:	17-19½
Upholstered Back Height:	18¾-21¾	Fixed Arms Width:	20
Mesh Back Width:	17½	Seat to Floor Height:	23⅝-33⅝
Mesh Back Height:	20¾-23¾	Usable Seat Depth:	15¾
Depth:	27½	Ship Weight (upholstered back):	56 Ⓞ
Width:	27	Ship Weight (mesh back):	51 Ⓞ
Height:	44	Cube (upholstered back):	10.8
Seat Depth:	17	Cube (mesh back):	10.8
Seat Width:	19	COM (upholstered back):	2.0
		COM (mesh back):	1.0
		Weight Rating:	300 lbs.

FABRIC PRICE CODES

1	\$694	8	\$970
2	\$742	9	\$1006
3	\$790	10	\$1042
4	\$826	11	\$1078
5	\$862	12	\$1114
6	\$898	L	—
7	\$934		

NOTES: See page 142 for arm packs.

HIWM8



TASK MID-BACK

Big and Tall
Pneumatic Swivel-tilt Tilt Tension
Functions: **A, E, F, K, L**
(Function Key on pages 16-17)

DIMENSIONS

Depth:	28	Arm Width:	23-25½
Width:	32¼	Seat to Floor Height:	17⅞-20⅜
Height:	43⅞	Usable Seat Depth:	19½
Seat Depth:	19½	Ship Weight:	60
Seat Width:	23½	Cube:	16.0
Back Width:	23½	COM:	3.0
Back Height:	23	Weight Rating:	450 lbs.

FABRIC PRICE CODES

1	\$1278	8	\$1692
2	\$1350	9	\$1746
3	\$1422	10	\$1800
4	\$1476	11	\$1854
5	\$1530	12	\$1908
6	\$1584	L	—
7	\$1638		

NOTES: See page 142 for arm packs.

HON Recommendation: HITS5.A.H.M.CU__T.SB - List Price \$769

HOW TO SPECIFY

Select Model Number	Select Arm Type	Select Caster/Glide	Select Back Type	Select Fabric	Select Frame	Select Base
N Armless F Fixed Arms - Black (+ \$65) A Height and Width Adjustable Arms (+ \$75) V All-Adjustable Arms (includes Pivot) (+ \$115) P Fixed Arms - Polished (+ \$150)	H Hard Caster S Soft Caster (+ \$30) A All Surface Caster (available on model HIWM8 only) <i>H and S caster options not available on model HIWM8</i>	U Upholstered M Mesh <i>Mesh back not available on HIWM8</i>	See page 137	T Black	SB Standard Base	

HITS5 . A . H . M . CU10 . T . SB

HI2ATA



ADJUSTABLE ARMS

Height and Width
Functions: **S**
(Function Key on pages 16-17)

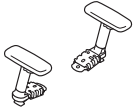
DIMENSIONS

Adjustable Arms Width: 17-19½
Height from Seat: 8-11
Ship Weight: 8 **S**
Cube: 1.0

LIST PRICE

\$123

HI2AAA



ALL-ADJUSTABLE ARMS

Height, Width, Depth and Pivot

DIMENSIONS

Adjustable Arms Width: 17-20
Height from Seat: 7-11
Ship Weight: 8 **S**
Cube: 1.0

LIST PRICE

\$166

HI2FHA



FIXED HEIGHT ARMS

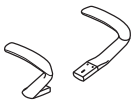
DIMENSIONS

Arm Width: 20
Height from Seat: 9½
Ship Weight: 7 **S**
Cube: 1.0

LIST PRICE

\$113

HIPAA



POLISHED ALUMINUM ARMS

Fixed Height

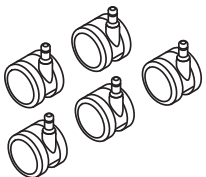
DIMENSIONS

Arm Width: 20
Height from Seat: 9½
Ship Weight: 10 **S**
Cube: 1.0

LIST PRICE

\$188

HSCASTER



SET OF 5 SOFT CASTERS

DIMENSIONS

Size: 60mm
Ship Weight: 2 **S**
Cube: 0.1

LIST PRICE

\$50

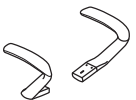
! Available in Black finish only, no specification needed.




OPEN MARKET

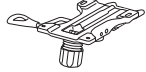
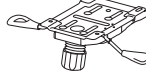
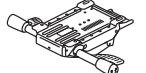

HOW TO SPECIFY

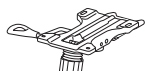
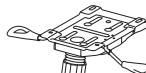
Select Model Number	Select Frame
	T Black TI Titanium
HI2ATA.	T

IGNITION® 2.0 Options

ARM STYLE	CODE	DESCRIPTION	PRICE
	N	Armless	+\$0
	F	Fixed Arms	+\$65
	A	Height and Width Adjustable Arms	+\$75
	V	All-Adjustable Arms (includes Pivot)	+\$115
	P	Fixed Polished Aluminum Arms	+\$150

CASTERS	CODE	DESCRIPTION	PRICE
	H	Hard Caster	+\$0
	S	Soft Caster	+\$30
	R	Roll Control Caster	+\$50

MECHANISM	CODE	DESCRIPTION	PRICE
	Y0	Synchro-Tilt A, E, J, K, L	+\$0
	Y1	Synchro-Tilt w/ Seat Slider A, D, E, J, K, L	+\$20
	Y2	Advanced Synchro-Tilt A, D, E, J, L, A-D	+\$65
	Y3	Synchro-Tilt with Independent Back Angle A, D, E, J, L, A-E	+\$105



	S0	Limited Recline Synchro-Tilt A, E, J, K, L	+\$0
	S1	Limited Recline Synchro-Tilt w/ Seat Slider A, D, E, J, K, L	+\$20

**Only available on HITSM*

LUMBAR	CODE	DESCRIPTION	PRICE
	NL	No Lumbar	+\$0
	AL	Adjustable Lumbar	+\$30

**Adjustable Lumbar not available on CAL 133 (FC) models*

BACK STYLE	CODE	DESCRIPTION	PRICE
<i>4-Way Stretch mesh back options:</i>			
	IM	Black	+\$0
	IF	Fog	+\$0
	IC	Charcoal	+\$0
	IH	Chai	+\$0
	IY	Navy	+\$0
<i>ReActiv® back options:</i>			
	OS	Charcoal	+\$0
	TI	Titanium	+\$0

BASE	CODE	DESCRIPTION	PRICE
	SB	Standard Base	+\$0
	PA	Polished Aluminum	+\$110

FRAME	CODE	DESCRIPTION	PRICE
	T	Black Frame	+\$0
	TI	Titanium Frame	+\$35

IGNITION® 2.0

Dimensions

TASK DIMENSIONS

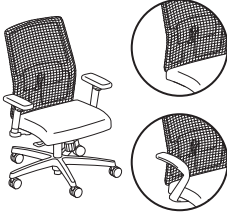
MODEL		HIWMM, HIWMRA, HIWMU, & HIWMUL	HITLM & HITLRA	HITSM & HITSRA	HITLMKD & HITLRAKD	HIWMMKD, HIWMRAKD, HIWUMKD, & HIWMULKD
Overall Width Armless		21	20	20	20	21
Overall Width with Arms	A	27	26	26	26	27
Overall Depth		24	22	22	22	24
Overall Height	S0/S1	-	-	52½	-	-
	Y0/Y1	43¾	40½	-	40½	43¾
	Y2	44½	41¼	-	-	-
	Y3	44½	41¼	-	-	-
	W5	45¼	41½	-	-	-
Seat Width		20	18½	18½	18½	20
Seat Depth		18¾	17¾	17¾	17¾	18¾
Usable Seat Depth	S0	-	-	16¾	-	-
	S1	-	-	15½-16⅞	-	-
	Y0	17¾	16¾	-	16¾	17¾
	Y1	17½-19½	15½-17½	-	15½-17½	17½-19½
	Y2	16¼-19¼	15¾-18½	-	-	-
	Y3	16½-19½	16¼-18¾	-	-	-
	W5	17½-20	16¾-18¾	-	-	-
Seat Height	S0/S1	-	-	22⅞-31¾	-	-
	Y0/Y1	16¾-21¼	16¾-21¼	-	16¾-21¼	16¾-21¼
	Y2	17⅞-21½	17⅞-21½	-	-	-
	Y3	17½-21½	17¾-21¾	-	-	-
	W5	16¾-21⅞	16¾-21½	-	-	-
Back Width		19	17½	17½	17½	19
Back Height		23	19	19	19	23
Ship Weight Armless	S0	-	-	44 Ⓢ	-	-
	S1	-	-	46 Ⓢ	-	-
	Y0	38 Ⓢ	38 Ⓢ	-	38 Ⓢ	38 Ⓢ
	Y1	38 Ⓢ	38 Ⓢ	-	38 Ⓢ	38 Ⓢ
	Y2	42 Ⓢ	42 Ⓢ	-	-	-
	Y3	46 Ⓢ	45 Ⓢ	-	-	-
	W5	45 Ⓢ	44 Ⓢ	-	-	-
Ship Weight with Arms	S0	-	-	51 Ⓢ	-	-
	S1	-	-	53 Ⓢ	-	-
	Y0	45 Ⓢ	45 Ⓢ	-	45 Ⓢ	45 Ⓢ
	Y1	45 Ⓢ	45 Ⓢ	-	45 Ⓢ	45 Ⓢ
	Y2	49 Ⓢ	49 Ⓢ	-	-	-
	Y3	53 Ⓢ	52 Ⓢ	-	-	-
	W5	52 Ⓢ	51 Ⓢ	-	-	-
Width Between Arms	F	20¼	19	19	19	20¼
	P	20¼	19	19	19	20¼
	A	18-20½	17-19½	17-19½	17-19½	18-20½
	V	12½-27½	11½-26½	11½-26½	11½-26½	12½-27½
Cube		10.8	10.8	10.8	5.6	6.3
Cube with Y3 Control		12.0	12.0	-	-	-
COM		1.0	1.0	1.0	-	-
Weight Capacity		300 lbs	300 lbs	300 lbs	300 lbs	300 lbs



Icon Legend on page 15

IGNITION® 2.0

HITLM



TASK LOW-BACK

- 4-Way Stretch Mesh Back**
- Pneumatic
- Swivel
- Synchro-tilt
- Tilt Tension
- Tilt Lock
- Optional Lumbar Support

DIMENSIONS

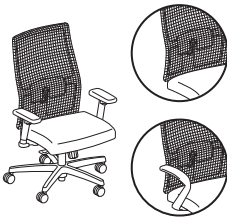
Depth:	22	Width (with arms):	26
Height:	40½	Width (armless):	20
Seat Depth:	16	Cube:	10.8
Seat Width:	18½	COM:	1.0
Back Width:	17½	Weight Rating:	300 lbs.
Back Height:	19		

FABRIC PRICE CODES

1	\$499	8	\$637
2	\$523	9	\$655
3	\$547	10	\$673
4	\$565	11	\$691
5	\$583	12	\$709
6	\$601	L	\$699
7	\$619		

! See page 144 for additional specifications and dimensions.

HIWMM



TASK MID-BACK

- 4-Way Stretch Mesh Back**
- Pneumatic
- Swivel
- Synchro-tilt
- Tilt Tension
- Tilt Lock
- Optional Lumbar Support

DIMENSIONS

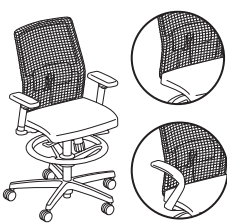
Depth:	24	Width (with arms):	27
Height:	43¾	Width (armless):	21
Seat Depth:	17¾	Cube:	10.8
Seat Width:	20	COM:	1.0
Back Width:	19	Weight Rating:	300 lbs.
Back Height:	23		

FABRIC PRICE CODES

1	\$545	8	\$683
2	\$569	9	\$701
3	\$593	10	\$719
4	\$611	11	\$737
5	\$629	12	\$755
6	\$647	L	\$745
7	\$665		

! See page 144 for additional specifications and dimensions.

HITSM



TASK LOW-BACK STOOL

- 4-Way Stretch Mesh Back**
- Pneumatic
- Swivel
- Synchro-tilt
- Tilt Tension
- Tilt Lock
- Optional Lumbar Support

DIMENSIONS

Depth:	22	Width (with arms):	26
Height:	52½	Width (armless):	20
Seat Depth:	16	Cube:	10.8
Seat Width:	18½	COM:	1.0
Back Width:	17½	Weight Rating:	300 lbs.
Back Height:	19		

FABRIC PRICE CODES

1	\$596	8	\$734
2	\$620	9	\$752
3	\$644	10	\$770
4	\$662	11	\$788
5	\$680	12	\$806
6	\$698	L	\$796
7	\$716		

! See page 144 for additional specifications and dimensions.

! Not available in Polished Aluminum Base.

HON Recommendation: HIWMM.Y2.A.H.IM.CU__AL.SB.T - List Price \$715

HOW TO SPECIFY

Select Model Number	Select Control Type	Select Arm Type	Select Caster	Select Mesh	Select Fabric	Select Lumbar	Select Base	Select Frame
Y0 Synchro-Tilt	N Armless	H Hard Caster	IM Black	See page 137	NL No Lumbar	SB Standard Base	T Black	
Y1 Synchro-Tilt w/ Seat Slider (+ \$20)	A Height and Width Adjustable Arms (+ \$75)	S Soft Caster (+ \$30)	IF Fog		AL Adjustable Lumbar (+ \$30)	PA Polished Aluminum (+ \$110)	TI Titanium (+ \$35)	
Y2 Advanced Synchro-Tilt (+ \$65)	V All-Adjustable Arms (includes pivot) (+ \$115)	R Roll Control Caster (+ \$50)	IC Charcoal					
Y3 Synchro-Tilt with Independent Back Angle (+ \$105)	F Fixed Arms (+ \$65)		IH Chair					
S0 Limited Recline Synchro-Tilt (for HITSM only)	P Fixed Arms - Polished (+ \$150)		IY Navy					
S1 Limited Recline Synchro-Tilt w/ Seat Slider (+ \$20 for HITSM only)								

HITLM . Y2 . A . H . IM . CU10 . AL . SB . T

IGNITION® 2.0



Icon Legend on page 15

HITLMKD



TASK LOW-BACK

4-Way Stretch Mesh Back

Pneumatic
Swivel
Synchro-tilt
Tilt Tension
Tilt Lock
Optional Lumbar Support

DIMENSIONS

Depth:	22	Back Height:	19
Height:	40½	Width (with arms):	26
Seat Depth:	16	Width (armless):	20
Seat Width:	18½	Cube:	5.6
Back Width:	17½	Weight Rating:	300 lbs.

FABRIC PRICE CODES

1 \$459
2 \$483
3 \$507

! See page 144 for additional specifications and dimensions.

HIWMMKD



TASK MID-BACK

4-Way Stretch Mesh Back

Pneumatic
Swivel
Synchro-tilt
Tilt Tension
Tilt Lock
Optional Lumbar Support

DIMENSIONS

Depth:	24	Back Height:	23
Height:	43¾	Width (with arms):	27
Seat Depth:	17¾	Width (armless):	21
Seat Width:	20	Cube:	6.3
Back Width:	19	Weight Rating:	300 lbs.

FABRIC PRICE CODES

1 \$505
2 \$529
3 \$553

! See page 144 for additional specifications and dimensions.

HON Recommendation: HIWMMKD.Y2.A.H.IM.CU__AL.SB.T - List Price \$675

HOW TO SPECIFY

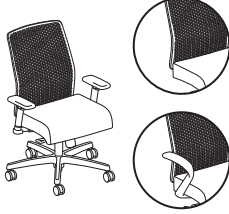
Select Model Number	Select Control Type	Select Arm Type	Select Caster	Select Mesh	Select Fabric	Select Lumbar	Select Base	Select Frame
<p>Y1 Synchro-Tilt w/ Seat Slider (+ \$20)</p> <p>Y2 Advanced Synchro-Tilt (+ \$65)</p>	<p>A Height and Width Adjustable Arms (+ \$75)</p>	<p>H Hard Caster</p>	<p>IM Black</p> <p>IF Fog</p> <p>IC Charcoal</p>	<p>See page 137</p>	<p>NL No Lumbar</p> <p>AL Adjustable Lumbar (+ \$30)</p>	<p>SB Standard Base</p>	<p>T Black</p> <p>T1 Titanium (+ \$35)</p>	
H I W M M K D .	Y 2 .	A .	H .	I M .	C U I O .	A L .	S B .	T .



Icon Legend on page 15

IGNITION® 2.0 ReActiv®

HITLRA



TASK LOW-BACK

- ReActiv® Back
- Pneumatic
- Swivel
- Synchro-tilt
- Tilt Tension
- Tilt Lock
- Optional Lumbar Support

DIMENSIONS

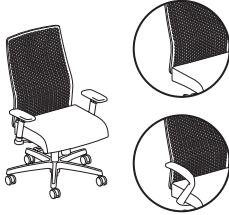
Depth:	22	Width (with arms):	26
Height:	40½	Width (armless):	20
Seat Depth:	16	Cube:	10.8
Seat Width:	18½	COM:	1.0
Back Width:	17½	Weight Rating:	300 lbs.
Back Height:	19		

FABRIC PRICE CODES

1	\$529	8	\$667
2	\$553	9	\$685
3	\$577	10	\$703
4	\$595	11	\$721
5	\$613	12	\$739
6	\$631	L	\$729
7	\$649		

See page 144 for all other control specifications.

HIWMRA



TASK MID-BACK

- ReActiv® Back
- Pneumatic
- Swivel
- Synchro-tilt
- Tilt Tension
- Tilt Lock
- Optional Lumbar Support

DIMENSIONS

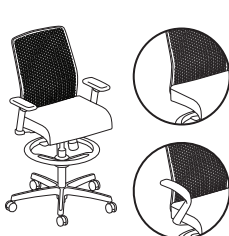
Depth:	24	Width (with arms):	27
Height:	43¾	Width (armless):	21
Seat Depth:	17¾	Cube:	10.8
Seat Width:	20	COM:	1.0
Back Width:	19	Weight Rating:	300 lbs.
Back Height:	23		

FABRIC PRICE CODES

1	\$575	8	\$713
2	\$599	9	\$731
3	\$623	10	\$749
4	\$641	11	\$767
5	\$659	12	\$785
6	\$677	L	\$775
7	\$695		

See page 144 for all other control specifications.

HITSRA



TASK LOW-BACK STOOL

- ReActiv® Back
- Pneumatic
- Swivel
- Synchro-tilt
- Tilt Tension
- Tilt Lock
- Optional Lumbar Support

DIMENSIONS

Depth:	22	Width (with arms):	26
Height:	52½	Width (armless):	20
Seat Depth:	16	Cube:	10.8
Seat Width:	18½	COM:	1.0
Back Width:	17½	Weight Rating:	300 lbs.
Back Height:	19		

FABRIC PRICE CODES

1	\$626	8	\$764
2	\$650	9	\$782
3	\$674	10	\$800
4	\$692	11	\$818
5	\$710	12	\$836
6	\$728	L	\$826
7	\$746		

See page 144 for all other control specifications.

Not available in Polished Aluminum Base.

HON Recommendation: HIWMRA.Y2.A.H.___CU__AL.SB.T - List Price \$745

HOW TO SPECIFY

Select Model Number	Select Control Type	Select Arm Type	Select Caster	Select Back Color	Select Fabric	Select Lumbar	Select Base	Select Frame
	Y0 Synchro-Tilt Y1 Synchro-Tilt w/ Seat Slider (+ \$20) Y2 Advanced Synchro-Tilt (+ \$65) Y3 Synchro-Tilt with Independent Back Angle (+ \$105) S0 Limited Synchro-Tilt (for HITSRA only) S1 Limited Synchro-Tilt w/ Seat Slider (+ \$20 for HITSRA only) Specify S0 or S1 for HITSRA model ONLY	N Armless A Height and Width Adjustable Arms (+ \$75) V All-Adjustable Arms (includes pivot) (+ \$115) F Fixed Arms (+ \$65) P Fixed Arms - Polished (+ \$150)	H Hard Caster S Soft Caster (+ \$30) R Roll Control Caster (+ \$50)	OS Charcoal ReActiv® TI Titanium ReActiv®	See page 137	NL No Lumbar AL Adjustable Lumbar (+ \$30)	SB Standard Base PA Polished Aluminum (+ \$110)	T Black TI Titanium (+ \$35)
HITLRA	Y2	A	H	OS	CU10	AL	SB	T

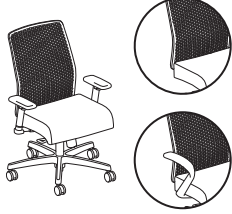
IGNITION® 2.0 ReActiv®

OPEN MARKET



Icon Legend on page 15

HITLRAKD



TASK LOW-BACK

ReActiv® Back
Pneumatic
Swivel
Synchro-tilt
Tilt Tension
Tilt Lock
Optional Lumbar Support

DIMENSIONS

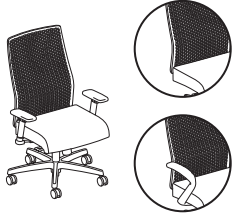
Depth:	22	Width (with arms):	26
Height:	40½	Width (armless):	20
Seat Depth:	16	Cube:	5.6
Seat Width:	18½	Weight Rating:	300 lbs.
Back Width:	17½		
Back Height:	25½		

FABRIC PRICE CODES

1	\$489
2	\$513
3	\$537

! See page 144 for all other control specifications.

HIWMRAKD



TASK MID-BACK

ReActiv® Back
Pneumatic
Swivel
Synchro-tilt
Tilt Tension
Tilt Lock
Optional Lumbar Support

DIMENSIONS

Depth:	24	Width (with arms):	27
Height:	43¾	Width (armless):	21
Seat Depth:	17¾	Cube:	6.3
Seat Width:	20	Weight Rating:	300 lbs.
Back Width:	19		
Back Height:	29		

FABRIC PRICE CODES

1	\$535
2	\$559
3	\$583

! See page 144 for all other control specifications.

HON Recommendation: HIWMRAKD.Y2.A.H.__.CU__AL.SB.T - List Price \$705

HOW TO SPECIFY

Select Model Number	Select Control Type	Select Arm Type	Select Caster	Select Back Color	Select Fabric	Select Lumbar	Select Base	Select Frame
	Y1 Synchro-Tilt w/ Seat Slider (+ \$20) Y2 Advanced Synchro-Tilt (+ \$65)	N Armless A Height and Width Adjustable Arms (+ \$75)	H Hard Caster	OS Charcoal ReActiv® TI Titanium ReActiv®	See page 137	NL No Lumbar AL Adjustable Lumbar (+ \$30)	SB Standard Base	T Black TI Titanium (+ \$35)
H I W M R A K D .	Y 2 .	A .	H .	O S .	C U 1 0 .	A L .	S B .	T



Icon Legend on page 15

IGNITION® 2.0 Upholstered

HIWMU



TASK MID-BACK

- Upholstered Back**
- Pneumatic
- Swivel
- Synchro-tilt
- Tilt Tension
- Tilt Lock

DIMENSIONS

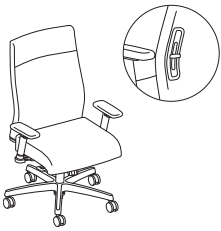
Depth:	24	Width (with arms):	27
Height:	43¾	Width (armless):	21
Seat Depth:	17¾	Cube:	10.8
Seat Width:	20	COM:	3.0
Back Width:	19	Weight Rating:	300 lbs.
Back Height:	23		

FABRIC PRICE CODES

1	\$545	7	\$845
2	\$605	8	\$890
3	\$665	9	\$935
4	\$710	10	\$980
5	\$755	11	\$1025
6	\$800	12	\$1070

! See page 144 for additional specifications and dimensions.

HIWMUL



TASK MID-BACK WITH ADJUSTABLE LUMBAR

- Upholstered Back**
- Pneumatic
- Swivel
- Synchro-tilt
- Tilt Tension
- Tilt Lock
- Adjustable Lumbar

DIMENSIONS

Depth:	24½	Width (with arms):	27
Height:	43¾	Width (armless):	21
Seat Depth:	17¾	Cube:	10.8
Seat Width:	20	COM:	3.0
Back Width:	19	Weight Rating:	300 lbs.
Back Height:	23		

FABRIC PRICE CODES

1	\$575	7	\$875
2	\$635	8	\$920
3	\$695	9	\$965
4	\$740	10	\$1010
5	\$785	11	\$1055
6	\$830	12	\$1100

! See page 144 for additional specifications and dimensions.

HON Recommendation: HIWMU.Y2.A.H.CU__NL.SB.T - List Price \$685

HOW TO SPECIFY

Select Model Number	Select Control Type	Select Arm Type	Select Caster	Select Fabric	Select Lumbar	Select Base	Select Frame
Y0 Synchro-Tilt Y1 Synchro-Tilt w/ Seat Slider (+ \$20) Y2 Advanced Synchro-Tilt (+ \$65) Y3 Synchro-Tilt with Independent Back Angle (+ \$105)	N Armless A Height and Width Adjustable Arms (+ \$75) V All-Adjustable Arms (+ \$115) F Fixed Arms (+ \$65) P Fixed Arms - Polished (+ \$150)	H Hard Caster S Soft Caster (+ \$30) R Roll Control Caster (+ \$50)	See page 137	NL No Lumbar <i>Specify for model HIWMU only</i> AL Adjustable Lumbar <i>Specify for model HIWMUL only</i>	SB Standard Base PA Polished Aluminum (+ \$110)	T Black TI Titanium (+ \$35)	
HIWMU	Y2	A	H	CU10	NL	SB	T

IGNITION® 2.0 Upholstered

GSA SIN 33721



Icon Legend on page 15

HIWMUKD



TASK MID-BACK

Upholstered Back
Pneumatic
Swivel
Synchro-tilt
Tilt Tension
Tilt Lock

DIMENSIONS

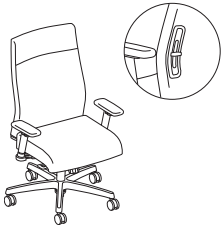
Depth:	24	Back Height:	23
Height:	43¾	Width (with arms):	27
Seat Depth:	17¾	Width (armless):	21
Seat Width:	20	Cube:	6.3
Back Width:	19	Weight Rating:	300 lbs.

FABRIC PRICE CODES

1	\$505
2	\$565
3	\$625

! See page 144 for additional specifications and dimensions.

HIWMULKD



TASK MID-BACK WITH ADJUSTABLE LUMBAR

Upholstered Back
Pneumatic
Swivel
Synchro-tilt
Tilt Tension
Tilt Lock
Adjustable Lumbar

DIMENSIONS

Depth:	24½	Back Height:	23
Height:	43¾	Width (with arms):	27
Seat Depth:	17¾	Width (armless):	21
Seat Width:	20	Cube:	6.3
Back Width:	19	Weight Rating:	300 lbs.

FABRIC PRICE CODES

1	\$535
2	\$595
3	\$625

! See page 144 for additional specifications and dimensions.

HON Recommendation: HIWMUKD.Y2.A.H.CU__NL.SB.T - List Price \$645

HOW TO SPECIFY

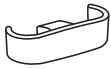
Select Model Number	Select Control Type	Select Arm Type	Select Caster	Select Fabric	Select Lumbar	Select Base	Select Frame
HIWMUKD	Y1 Synchro-Tilt w/ Seat Slider (+ \$20) Y2 Advanced Synchro-Tilt (+ \$65)	N Armless A Height and Width Adjustable Arms (+ \$75)	H Hard Caster	See page 137	NL No Lumbar <i>Specify for model HIWMUKD only</i> AL Adjustable Lumbar <i>Specify for model HIWMULKD only</i>	SB Standard Base	T Black TI Titanium (+ \$35)
HIWMUKD	Y2	A	H	CU10	NL	SB	T



Icon Legend on page 15

IGNITION® 2.0 Accessories

HIGB1



GANGING BRACKET

- For Armless Guest Chairs
- 24 per package


DIMENSIONS

Ship Weight: 1 **Ⓢ**
Cube: 0.1

LIST PRICE

\$81

HI2ATA



ADJUSTABLE ARMS

Height and Width
Functions: **S**
(Function Key on pages 16-17)

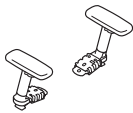
DIMENSIONS

Adjustable Arms Width: 17-19½
Height from Seat: 8-11
Ship Weight: 8 **Ⓢ**
Cube: 1.0

LIST PRICE

\$123

HI2AAA



ALL-ADJUSTABLE ARMS

Height, Width, Depth and Pivot

DIMENSIONS

Adjustable Arms Width: 17-20
Height from Seat: 7-11
Ship Weight: 8 **Ⓢ**
Cube: 1.0

LIST PRICE

\$166

HI2FHA



FIXED HEIGHT ARMS

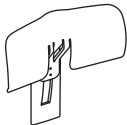
DIMENSIONS

Arm Width: 20
Height from Seat: 9½
Ship Weight: 7 **Ⓢ**
Cube: 1.0

LIST PRICE

\$113

HILMBR



LUMBAR SUPPORT

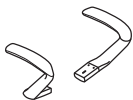
DIMENSIONS

Ship Weight: 8 **Ⓢ**
Cube: 1.0

LIST PRICE

\$32

HIPAA



POLISHED ALUMINUM ARMS

Fixed Height

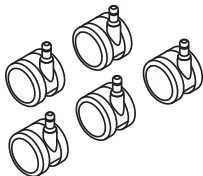
DIMENSIONS

Arm Width: 20
Height from Seat: 9½
Ship Weight: 10 **Ⓢ**
Cube: 1.0

LIST PRICE

\$188

HSCASTER



SET OF 5 SOFT CASTERS

DIMENSIONS

Size: 60mm
Ship Weight: 2 **Ⓢ**
Cube: 0.1

LIST PRICE

\$50

ⓘ Available in Black finish only, no specification needed.

OPEN MARKET

HOW TO SPECIFY

<p>Select Model Number</p> <p>HI2ATA</p>	<p>Select Frame</p> <p>T Black TI Titanium</p> <p><i>Not specified for models HIGB1 or HIPAA</i></p> <p>T</p>
---	--

IGNITION®

Guest Chair Options

ARM STYLE	CODE	DESCRIPTION	PRICE
	N	Armless	+\$0
	F	Fixed Arms	+\$30

BACK STYLE	CODE	DESCRIPTION	PRICE
U		Upholstered	+\$0
IM		Black	+\$0
IF		Fog	+\$0
IC		Charcoal	+\$0
IH		Chai	+\$0
IY		Navy	+\$0

CASTERS/ GLIDE	CODE	DESCRIPTION	PRICE
	H	Hard Caster	+\$0
	S	Soft Caster	+\$20
	E	Glide	+\$0

Casters only available on HIGS6

FRAME	CODE	DESCRIPTION	PRICE
T		Black	+\$0
BLCK		Textured Black	+\$0
PLAT		Textured Platinum Metallic	+\$0
PR8T		Textured Silver	+\$35

By selecting PR8T, unit will be produced with titanium colored arm caps, back frame & glides



HIGCL



GUEST CHAIR

Fixed Arms
Glides

DIMENSIONS

Depth:	24	Arm Width:	19¼
Width:	23	Seat to Floor Height:	18½
Height:	35½	Usable Seat Depth:	16¾
Seat Depth:	18	Ship Weight:	42
Seat Width:	19½	Cube:	15.2
Back Width:	19½	COM:	2.0
Back Height:	20	Weight Rating:	300 lbs.

FABRIC PRICE CODES


1	\$459	8	\$735
2	\$507	9	\$771
3	\$555	10	\$807
4	\$591	11	\$843
5	\$627	12	\$879
6	\$663	L	\$759
7	\$699		

HON Recommendation: HIGCL.E.U.CU__T - List Price \$459

HOW TO SPECIFY

Select Model Number HIGCL	Select Glide E Glide E	Select Back Type U Upholstered U	Select Fabric See page 137 CU10	Select Frame T Black BLCK Textured Black PLAT Textured Platinum Metallic T
---	-------------------------------------	---	--	---

HIB50



BARIATRIC LOUNGE

Fixed Arms
Glides

DIMENSIONS

Depth:	25½	Arm Width:	30
Width:	33¾	Seat to Floor Height:	20
Height:	35¾	Usable Seat Depth:	18¾
Seat Depth:	18¾	Ship Weight:	70
Seat Width:	29¾	Cube:	27.5
Back Width:	29	COM:	2.5
Back Height:	19¼	Weight Rating:	500 lbs.

FABRIC PRICE CODES

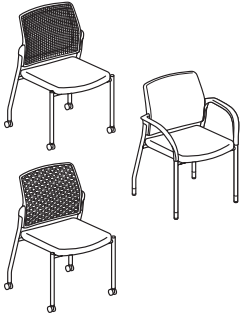
1	\$1339	8	\$1684
2	\$1399	9	\$1729
3	\$1459	10	\$1774
4	\$1504	11	\$1819
5	\$1549	12	\$1864
6	\$1594	L	—
7	\$1639		

HOW TO SPECIFY

Select Model Number HIB50	Select Arm Type F Fixed Arms F	Select Glide E Glide E	Select Back Type U Upholstered U	Select Fabric See page 137 CU10	Select Frame T Black BLCK Textured Black PLAT Textured Platinum Metallic T
---	---	-------------------------------------	---	--	---



HIGS6



MULTI-PURPOSE

Four Legs

DIMENSIONS

Depth:	21 ³ / ₄	Seat to Floor Height:	18 ³ / ₈
Width:	25	Usable Seat Depth:	17 ³ / ₈
Height:	33 ¹ / ₂	Ship Weight:	28
Seat Depth:	17 ³ / ₈	Cube:	15.1
Seat Width:	18 ³ / ₄	COM (upholstered back):	1.5
Back Width:	18 ¹ / ₄	COM (mesh/ReActiv® back):	1.0
Back Height:	18 ¹ / ₈	Weight Rating:	300 lbs.
Arm Width:	21 ¹ / ₂		


FABRIC PRICE CODES

1	\$436	8	\$643
2	\$472	9	\$670
3	\$508	10	\$697
4	\$535	11	\$724
5	\$562	12	\$751
6	\$589	L	\$736
7	\$616		

NOTES: Stacks 4-high.

- ! Ganging brackets work with armless Guest/Multi-purpose models only.
- ! ReActiv® back option not available on FC models.

HISB6



MULTI-PURPOSE

Sled Base

DIMENSIONS


Depth:	23 ³ / ₄	Seat to Floor Height:	18 ³ / ₈
Width:	25	Usable Seat Depth:	17 ³ / ₈
Height:	33 ¹ / ₂	Ship Weight:	30
Seat Depth:	17 ³ / ₈	Cube:	15.1
Seat Width:	18 ³ / ₄	COM (upholstered back):	1.5
Back Width:	18 ¹ / ₄	COM (mesh/ReActiv® back):	1.0
Back Height:	18 ¹ / ₈	Weight Rating:	300 lbs.
Arm Width:	21 ¹ / ₂		

FABRIC PRICE CODES

1	\$436	8	\$643
2	\$472	9	\$670
3	\$508	10	\$697
4	\$535	11	\$724
5	\$562	12	\$751
6	\$589	L	\$736
7	\$616		

- ! Ganging brackets work with armless Guest/Multi-purpose models only.
- ! ReActiv® back option not available on FC models.

HICS7



CAFÉ-HEIGHT STOOL

Four Legs

DIMENSIONS

Depth:	23	Seat to Floor Height:	31
Width:	25	Usable Seat Depth:	17 ³ / ₈
Height:	46 ¹ / ₂	Ship Weight:	37
Seat Depth:	17 ³ / ₈	Cube:	21.8
Seat Width:	18 ³ / ₄	COM (upholstered back):	1.5
Back Width:	18 ¹ / ₄	COM (mesh/ReActiv® back):	1.0
Back Height:	18 ¹ / ₈	Weight Rating:	300 lbs.
Arm Width:	21 ¹ / ₂		

FABRIC PRICE CODES

1	\$551	8	\$758
2	\$587	9	\$785
3	\$623	10	\$812
4	\$650	11	\$839
5	\$677	12	\$866
6	\$704	L	\$851
7	\$731		

- ! Ganging brackets work with armless Guest/Multi-purpose models only.
- ! ReActiv® back option not available on FC models.

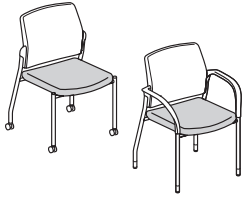
HON Recommendation: HIGS6.F.H.IM.CU__T - List Price \$466

HOW TO SPECIFY

Select Model Number	Select Arm Type	Select Glide	Select Back Type	Select Fabric	Select Frame
F N	F Fixed Arms (+ \$30) N Armless	E Glide H Hard Caster S Soft Caster (+ \$20) <i>Casters available on HIGS6 only</i>	U Upholstered IM Black IF Fog IC Charcoal IH Chai IY Navy OS Charcoal ReActiv® (+ \$30) TI Titanium ReActiv® (+ \$30)	See page 137	T Black BLCK Textured Black PLAT Textured Platinum Metallic PR8T Textured Silver (+ \$35)
HIGS6.	F.	H.	IM.	CU10.	T



HIGS6DF



MULTI-PURPOSE

Dual Fabric
Four Legs

DIMENSIONS

Depth:	21 ³ / ₄	Arm Width:	21 ¹ / ₂
Width:	25	Seat to Floor Height:	18 ³ / ₈
Height:	33 ¹ / ₂	Usable Seat Depth:	17 ³ / ₈
Seat Depth:	17 ³ / ₈	Ship Weight (upholstered back):	28
Seat Width:	18 ³ / ₄	Cube (upholstered back):	15.1
Back Width:	18 ¹ / ₄	COM (back):	0.75
Back Height:	18 ¹ / ₈	COM (seat):	0.75
		Weight Rating:	300 lbs.


FABRIC PRICE CODES

1	\$511	
<i>Add to Base Price Above</i>		
	Back	Seat
2	\$18	\$18
3	\$36	\$36
4	\$50	\$50
5	\$63	\$63
6	\$77	\$77
7	\$90	\$90
8	\$104	\$104
9	\$117	\$117
10	\$131	\$131
11	\$144	\$144
12	\$158	\$158
L	\$150	\$150

NOTES: Stacks 4-high.

! Ganging brackets work with armless Guest/Multi-purpose models only.

HISB6DF



MULTI-PURPOSE

Dual Fabric
Sled Base

DIMENSIONS

Depth:	23 ³ / ₄	Arm Width:	21 ¹ / ₂
Width:	25	Seat to Floor Height:	18 ³ / ₈
Height:	33 ¹ / ₂	Usable Seat Depth:	17 ³ / ₈
Seat Depth:	17 ³ / ₈	Ship Weight (upholstered back):	30
Seat Width:	18 ³ / ₄	Cube (upholstered back):	15.1
Back Width:	18 ¹ / ₄	COM (back):	0.75
Back Height:	18 ¹ / ₈	COM (seat):	0.75
		Weight Rating:	300 lbs.

FABRIC PRICE CODES

1	\$511	
<i>Add to Base Price Above</i>		
	Back	Seat
2	\$18	\$18
3	\$36	\$36
4	\$50	\$50
5	\$63	\$63
6	\$77	\$77
7	\$90	\$90
8	\$104	\$104
9	\$117	\$117
10	\$131	\$131
11	\$144	\$144
12	\$158	\$158
L	\$150	\$150

! Ganging brackets work with armless Guest/Multi-purpose models only.

HON Recommendation: HIGS6DF.F.H.U.CU__UR__.T - List Price \$541

HOW TO SPECIFY

<p>Select Model Number</p> <p>HIGS6DF</p>	<p>Select Arm Type</p> <p>F Fixed Arms (+ \$30) N Armless</p> <p>F</p>	<p>Select Glide</p> <p>E Glide H Hard Caster S Soft Caster (+ \$20) <i>Casters available on HIGS6DF only</i></p> <p>H</p>	<p>Select Back Type</p> <p>U Upholstered</p> <p>U</p>	<p>Select Back Fabric</p> <p>See page 137</p> <p>CU10</p>	<p>Select Seat Fabric</p> <p>See page 137</p> <p>UR10</p>	<p>Select Frame</p> <p>T Black BLCK Textured Black PLAT Textured Platinum Metallic PR8T Textured Silver (+ \$35)</p> <p>T</p>
--	---	--	--	--	--	---



Icon Legend on page 15

HICS7DF



CAFÉ-HEIGHT STOOL

Dual Fabric
Four Legs

DIMENSIONS

Depth:	23	Arm Width:	21½
Width:	25	Seat to Floor Height:	31
Height:	46½	Usable Seat Depth:	17¾
Seat Depth:	17¾	Ship Weight (upholstered back):	37
Seat Width:	18¾	Cube (upholstered back):	21.8
Back Width:	18¼	COM (back):	0.75
Back Height:	18½	COM (seat):	0.75
		Weight Rating:	300 lbs.

FABRIC PRICE CODES

1 \$626

Add to Base Price Above

	Back	Seat
2	\$18	\$18
3	\$36	\$36
4	\$50	\$50
5	\$63	\$63
6	\$77	\$77
7	\$90	\$90
8	\$104	\$104
9	\$117	\$117
10	\$131	\$131
11	\$144	\$144
12	\$158	\$158
L	\$150	\$150

! Ganging brackets work with armless Guest/Multi-purpose models only.

HIGB1



GANGING BRACKET

- For Armless Guest Chairs
- 24 per package

DIMENSIONS

Ship Weight:	1 Ⓢ
Cube:	0.1

LIST PRICE

\$81

HON Recommendation: HICS7DF.F.H.U.CU__UR__.T - List Price \$656

HOW TO SPECIFY

Select Model Number	Select Arm Type	Select Glide	Select Back Type	Select Back Fabric	Select Seat Fabric	Select Frame
	F Fixed Arms (+ \$30) N Armless	E Glide H Hard Caster S Soft Caster (+ \$20) <i>Casters available on HIGS6DF only</i>	U Upholstered	See page 137	See page 137	T Black BLCK Textured Black PLAT Textured Platinum Metallic PR8T Textured Silver (+ \$35)
HICS7DF.	F.	H.	U.	CU10.	UR10.	T



INSTIGATE™ Mesh Guest Chairs

HVL508



GUEST CHAIR

Leg Base
Armless
Stacks up to Four High

DIMENSIONS

Depth:	22¼	Back Height:	19
Width:	24	Seat to Floor Height:	18¾
Height:	35¾	Usable Seat Depth:	17½
Seat Depth:	17½	Ship Weight:	18.8 Ⓢ
Seat Width:	18½	Cube:	3.1
Back Width:	17½	Weight Rating:	250 lbs.

PRICE CODE

Fabric **\$217**

NOTES: Mesh back. Black fabric seat. Double cross bar frame increases strength and durability. Stackable up to 4-high. **HON 5-Year Limited Warranty.**

HON Recommendation: HVL508.ES10 - List Price \$217

HVL518



GUEST CHAIR

Leg Base
Arms
Stacks up to Four High

DIMENSIONS

Depth:	22¼	Arm Width:	20¼
Width:	24	Seat to Floor Height:	17¾
Height:	35¾	Usable Seat Depth:	17½
Seat Depth:	17½	Ship Weight:	22.2 Ⓢ
Seat Width:	18½	Cube:	3.2
Back Width:	17½	Weight Rating:	250 lbs.
Back Height:	19		

PRICE CODE

Fabric **\$242**

NOTES: Mesh back. Fixed arms. Double cross bar frame increases strength and durability. Stackable up to 4-high. Black fabric seat. **HON 5-Year Limited Warranty.**

HON Recommendation: HVL518.ES10 - List Price \$242

HVL528



CAFÉ STOOL

Leg Base
Armless

DIMENSIONS

Depth:	23¾	Back Height:	19
Width:	20½	Seat to Floor Height:	33⅝
Height:	49¾	Usable Seat Depth:	17½
Seat Depth:	17½	Ship Weight (armless):	40.0 Ⓢ
Seat Width:	18½	Cube (armless):	7.0
Back Width:	17½	Weight Rating:	250 lbs.

PRICE CODE

Fabric
Per Carton **\$614**
Single Unit **\$307.00**

NOTES: Mesh back. Black fabric seat. Ships two per carton. **HON 5-Year Limited Warranty.**

Ⓢ Instigate™ HVL538 and HVL528 are ordered and shipped two (2) stools per carton. Pricing shown is per carton. Each set of two (one carton), must have the same fabric/frame color. Ordering 2 of any model will result in 2 cartons being shipped, giving you 4 stools.

HON Recommendation: HVL528.ES10 - List Price \$614

HVL538



CAFÉ STOOL

Leg Base
Arms

DIMENSIONS

Depth:	23¾	Arm Width:	20¼
Width:	20½	Seat to Floor Height:	33⅝
Height:	49¾	Usable Seat Depth:	17½
Seat Depth:	17½	Ship Weight:	44.5 Ⓢ
Seat Width:	18½	Cube:	7.8
Back Width:	17½	Weight Rating:	250 lbs.
Back Height:	19		

PRICE CODE

Fabric
Per Carton **\$667**
Single Unit **\$333.50**

NOTES: Mesh back. Black fabric seat. Fixed arms. Ships two per carton. **HON 5-Year Limited Warranty.**

HON Recommendation: HVL538.ES10 - List Price \$667

HOW TO SPECIFY

Select Model Number	Select Fabric
	ES10 Black Fabric (only)
H V L 5 1 8 .	E S 1 0

INVITATION® 2110 SERIES



Invitation Guest Chairs
and Table Connectors.

INVITATION® 2110 SERIES

Invitation brings the comforts of home into the workplace. Enjoy the simple pleasure of welcoming guests in arm chairs with integrated tables. Invitation guest chairs coordinate with Invitation lounge seating to make any space more comfortable and cohesive. Arrange in rows, groups or any configuration to suit your space or needs. The practical design and long-lasting comfort adds up to a stylish Invitation.



FEATURES

- Contoured back rest on guest chairs delivers ergonomic comfort.
- Floating back design enables easy cleaning.
- Guest chairs can be ganged together to create straight rows.
- Molded polymer seat shell increases comfort and durability.
- Solid hardwood in one of eight attractive finishes.
- Warranted for users up to 250 lbs.

INVITATION® 2110 Series Options

MODEL OPTIONS

H2111



Guest Chair

Leg Base, Arms

H2112



Guest Chair

Leg Base, Double
Rail Arms

HON BRANDED FABRICS

GRADE 1

Attire
Centurion
Compass
Contourett Polyurethane
Dapper
Hamilton
Inertia
Optic

GRADE 2

Appoint Seating
Clyde
Dotty
Rush
Seed
Spin Seating
Whisper Vinyl

GRADE 3

In Season
Purl
Silvertex™ Vinyl

AVAILABLE FINISHES

Invitation® 2110 Series Seating is available in 8 wood finishes.

WOOD FINISHES

Bourbon Cherry (H)

Cognac (COGN)

Harvest (C)

Mahogany (N)

Mocha (MOCH)

Natural Maple (D)

Pinnacle (PINC)

Shaker Cherry (F)

For a complete list of fabrics, including partnership fabrics, go to hon.com/fabricsandfinishes.

Reference Fabric Color Combinations on pages 18-22 for color codes and legend on page 19 for lead times. COM yardage shown is for Pattern Cut only. Contact Customer Service for Railroaded yardage requirements. For additional HON to Supply COM fabric grade pricing, go to honready.hon.com and click on the HON to Supply COM link.

⚡ For Fire Code model, availability and ordering method, refer to pages 26-29. Available on select models, contact HON Customer Support for availability.

INVITATION® 2110 Series

GSA SIN 33721



Icon Legend on page 15

H2111



GUEST CHAIR

Leg Base
Arms

DIMENSIONS

Depth:	22	Arm Width:	18 ⁷ / ₈
Width:	23 ¹ / ₂	Seat to Floor Height:	18 ¹ / ₂
Height:	33 ³ / ₈	Usable Seat Depth:	17
Seat Depth:	17	Ship Weight:	24
Seat Width:	20	Cube:	15.0
Back Width:	21	COM:	1.5
Back Height:	16	Weight Rating:	250 lbs.

FABRIC PRICE CODES

1	\$806	8	\$1013
2	\$842	9	\$1040
3	\$878	10	\$1067
4	\$905	11	\$1094
5	\$932	12	\$1121
6	\$959	L	—
7	\$986		

H2112



GUEST CHAIR

Leg Base
Double Rail Arms

DIMENSIONS

Depth:	22	Arm Width:	18 ⁷ / ₈
Width:	23 ¹ / ₂	Seat to Floor Height:	18 ¹ / ₂
Height:	33 ³ / ₈	Usable Seat Depth:	17
Seat Depth:	17	Ship Weight:	28
Seat Width:	20	Cube:	15.0
Back Width:	21	COM:	1.5
Back Height:	16	Weight Rating:	250 lbs.

FABRIC PRICE CODES

1	\$885	8	\$1092
2	\$921	9	\$1119
3	\$957	10	\$1146
4	\$984	11	\$1173
5	\$1011	12	\$1200
6	\$1038	L	—
7	\$1065		

HON Recommendation: H2111.MOCH.CU__ - List Price \$806

HOW TO SPECIFY

Select
Model Number

H 2 1 1 1 .

Select
Finish

See page 159

M O C H .

Select
Fabric

See page 159

C U 1 0 .



Icon Legend on page 15

INVITATION® 2110 Series Connectors

H2141



CONNECTORS

for Model H2111
One connector per two chairs

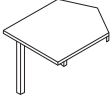
DIMENSIONS

Depth: 13⁵/₁₆ Ship Weight: 2.0 **Ⓢ**
Width: 4³/₈ Cube: 0.3
Height: 1 Weight Rating: 300 lbs.

LIST PRICE

\$59

H2142



CORNER TABLE CONNECTOR

for Model H2111

DIMENSIONS

Depth: 28 Ship Weight: 25.5 **Ⓢ**
Width: 28 Cube: 2.6
Height: 17¹/₄ Weight Rating: 300 lbs.

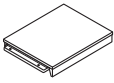
LIST PRICE

\$522



! Customer or dealer must attach leg to table.

H2143



STRAIGHT TABLE CONNECTOR

for Model H2111

DIMENSIONS

Depth: 17¹/₈ Ship Weight: 16.5 **Ⓢ**
Width: 21 Cube: 1.5
Height: 17¹/₄ Weight Rating: 300 lbs.

LIST PRICE

\$377

H2144



CONNECTORS

for Model H2112
One connector per two chairs

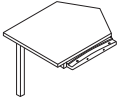
DIMENSIONS

Depth: 13⁵/₁₆ Ship Weight: 2.0 **Ⓢ**
Width: 4³/₈ Cube: 0.3
Height: 1⁵/₁₆ Weight Rating: 300 lbs.

LIST PRICE

\$59

H2145



CORNER TABLE CONNECTOR

for Model H2112

DIMENSIONS

Depth: 28 Ship Weight: 25.5 **Ⓢ**
Width: 28 Cube: 2.6
Height: 17¹/₄ Weight Rating: 300 lbs.

LIST PRICE

\$522



! Customer or dealer must attach leg to table.

H2146



STRAIGHT TABLE CONNECTOR

for Model H2112

DIMENSIONS

Depth: 17¹/₈ Ship Weight: 16.5 **Ⓢ**
Width: 21 Cube: 1.5
Height: 17¹/₄ Weight Rating: 300 lbs.

LIST PRICE

\$377

HOW TO SPECIFY

Select Model Number	Select Finish
	See page 159
H 2 1 4 1 .	H

INVITATION® LOUNGE



Invitation Lounge.

INVITATION® LOUNGE

Welcome your guests in professional style. Enjoy the simple pleasure of relaxing on a sofa with a laptop or welcoming guests in plush arm chairs. The Invitation lounge collection combines gracefully sloping arms, tapered wood legs and the deep-foam comfort of separate seat cushions.



FEATURES

- Transitional design blends contemporary lines and traditional details.
- Clean lines and refined scale easily adapt to any private office or lobby.
- Contemporary tapered legs are offered in Platinum metallic or Black finish.
- Impressive design and fine craftsmanship in an affordably priced lounge chair.
- Removable seat cushion is deeply padded for added comfort.
- Warranted for users up to 250 lbs.

INVITATION[®]

Lounge Options


MODEL OPTIONS

HFAA01




Arm Chair

HFALO2



Love Seat

HFAS03



Sofa

LEG COLOR



CODE	DESCRIPTION	PRICE
T	Black	+\$0



T1	Platinum Metallic	+\$0
----	-------------------	-------------

CARTON

CODE	DESCRIPTION	PRICE
BC	Carton	+\$0

HON BRANDED FABRICS

GRADE 1

Attire
Centurion
Compass
Contourett Polyurethane
Dapper
Hamilton
Inertia
Optic

GRADE 2

Appoint Seating
Clyde
Dotty
Rush
Seed
Spin Seating
Whisper Vinyl

GRADE 3

In Season
Purl
Silvertex™ Vinyl

GRADE L

Denver Leather

For a complete list of fabrics, including partnership fabrics, go to hon.com/fabricsandfinishes.

Reference Fabric Color Combinations on pages 18-22 for color codes and legend on page 19 for lead times. For additional HON to Supply COM fabric grade pricing, go to honready.hon.com and click on the HON to Supply COM link.

🔥 For Fire Code model, availability and ordering method, refer to pages 26-29. Available on select models, contact HON Customer Support for availability.

INVITATION® Lounge

GSA SIN 33721



Icon Legend on page 15

HFAA01

ARM CHAIR



DIMENSIONS


Depth:	31½	Arm Width:	20
Width:	30	Seat to Floor Height:	18
Height:	34	Usable Seat Depth:	20
Seat Depth:	20	Ship Weight:	73
Seat Width:	20	Cube:	27.0
Back Width:	20	COM:	5.0
Back Height:	16	Weight Rating:	250 lbs.

FABRIC PRICE CODES

1	\$1895	8	\$2585
2	\$2015	9	\$2675
3	\$2135	10	\$2765
4	\$2225	11	\$2855
5	\$2315	12	\$2945
6	\$2405	L	\$2895
7	\$2495		

HFAL02

LOVE SEAT



DIMENSIONS


Depth:	31¾	Arm Width:	40¼
Width:	50¼	Seat to Floor Height:	18
Height:	34¼	Usable Seat Depth:	20
Seat Depth:	20	Ship Weight:	112
Seat Width:	40¼	Cube:	55.7
Back Width:	40¼	COM:	6.5
Back Height:	16	Weight Rating:	250 lbs.

FABRIC PRICE CODES

1	\$2604	8	\$3501
2	\$2760	9	\$3618
3	\$2916	10	\$3735
4	\$3033	11	\$3852
5	\$3150	12	\$3969
6	\$3267	L	\$3904
7	\$3384		

HFAS03

SOFA



DIMENSIONS

Depth:	32	Arm Width:	60½
Width:	70½	Seat to Floor Height:	18
Height:	34½	Usable Seat Depth:	20
Seat Depth:	20	Ship Weight:	140
Seat Width:	60½	Cube:	72.0
Back Width:	60½	COM:	8.5
Back Height:	16	Weight Rating:	250 lbs.

FABRIC PRICE CODES

1	\$3313	8	\$4486
2	\$3517	9	\$4639
3	\$3721	10	\$4792
4	\$3874	11	\$4945
5	\$4027	12	\$5098
6	\$4180	L	\$5013
7	\$4333		

HON Recommendation: HFAA01.PNS__T.BC - List Price \$2015

HOW TO SPECIFY

<p>Select Model Number</p> <p>HFAA01</p>	<p>Select Fabric</p> <p>See page 163</p> <p>PNS007</p>	<p>Select Leg Color</p> <p>T Black T1 Platinum Metallic</p> <p>T</p>	<p>Select Carton Option</p> <p>BC Carton</p> <p>BC</p>
---	---	---	---



Lota Mesh Back Work and Side Chair with Voi® desks.

LOTA®

If you're looking for all-day comfort without breaking the bank, look no further than Lota. This mesh back family of task and guest chairs offer advanced features for customizable comfort that make it an upscale choice at an affordable price. Lota's control mechanism uses your own weight to provide perfect balance while reclining, and the pivoting arms put upper body support right where it's needed. If you sit for hours on end, put yourself in more control over your comfort.



FEATURES

- Weight-activated control responds naturally to your body's movements without any adjustments.
- 3-way arms adjust to various heights, depths and pivot positions.
- Multi-purpose chairs feature black arms and base.
- One-touch seat height adjustment easily moves the seat up and down.
- Tilt tension controls the rate and ease of recline.
- Tilt lock allows the user to lock out the tilt function.
- 360-degree swivel provides freedom of movement in any direction.
- Polished Aluminum arms and base available on Models H2283 and H2284.
- Models H2281 and H2283 available in black, charcoal and navy fabrics.
- Models H2282 and H2284 available in hundreds of HON fabric options.
- H2285 available in black fabric only.
- Multi-purpose chairs stack four high on the floor.
- Warranted for users up to 275 lbs.

LOTA[®] Options

MODEL OPTIONS

H2281



Mid-Back Work (Mesh Back)

Pneumatic, Tilt Lock, Weight-Activated Control, Height, Depth, Pivot Adjustable Arms, Black Arms and Base

H2283



Mid-Back Work (Mesh Back)

Pneumatic, Tilt Lock, Weight-Activated Control, Height, Depth, Pivot Adjustable Arms, Polished Aluminum Arms, Base, and Back Upright

H2285



Multi-Purpose (Mesh Back)

4-Leg Stacking Frame, Fixed Arms

H2282



Mid-Back Work (Mesh Back)

Pneumatic, Tilt Lock, Weight-Activated Control, Height, Depth, Pivot Adjustable Arms, Black Arms and Base

H2284



Mid-Back Work (Mesh Back)

Pneumatic, Tilt Lock, Weight-Activated Control, Height, Depth, Pivot Adjustable Arms, Polished Aluminum Arms, Base, and Back Upright

CASTERS



CODE	DESCRIPTION	PRICE
H	Hard Caster	+\$0



S	Soft Caster	+\$30
----------	-------------	--------------

**Casters available on H2282 and H2284 only*

FRAME

CODE	DESCRIPTION	PRICE
T	Black	+\$0

**Available on H2281 and H2282 only*

PA	Polished Aluminum	+\$0
-----------	-------------------	-------------

**Available on H2283 and H2284 only*

LOTA[®] MID-BACK WORK H2281/H2283

GRADE 1	GRADE 2	GRADE 3
Black Fabric Charcoal Fabric Navy Fabric		

LOTA[®] MID-BACK WORK H2282/H2284 HON BRANDED FABRICS

GRADE 1	GRADE 2	GRADE 3
Attire Centurion Compass Contourett Polyurethane Dapper Hamilton Inertia Optic	Appoint Seating Clyde Dotty Rush Seed Spin Seating Whisper Vinyl	In Season Purl Silvertex™ Vinyl

For a complete list of fabrics, including partnership fabrics, go to hon.com/fabricsandfinishes.

Reference Fabric Color Combinations on pages 18-22 for color codes and legend on page 19 for lead times.

MULTI-PURPOSE H2285 HON BRANDED FABRICS

GRADE 1	GRADE 2	GRADE 3
Black Fabric		



H2281



MID-BACK WORK CHAIR

Mesh Back
 Pneumatic
 Tilt Lock
 Weight-activated Control
 Height, Depth, Pivot Adjustable
 Arms
 Black Arms and Base

Functions: **A, E, F, L, Q**
 (Function Key on pages 16-17)

! Black Mesh back only.

DIMENSIONS

Depth:	27¾	Arm Width:	20⅞
Width:	26¾	Seat to Floor Height:	17⅞-21⅞
Height:	43½	Usable Seat Depth:	17¼
Seat Depth:	17¼	Ship Weight:	50 Ⓢ
Seat Width:	19½	Cube:	6.5
Back Width:	17¾	Weight Rating:	250 lbs.
Back Height:	23½		

LIST PRICE

\$753

H2283



MID-BACK WORK CHAIR

Mesh Back
 Pneumatic
 Tilt Lock
 Weight-activated Control
 Height, Depth, Pivot Adjustable
 Arms
 Polished Aluminum Arms, Base,
 and Back Upright

Functions: **A, E, F, L, Q**
 (Function Key on pages 16-17)

! Black Mesh back only.

DIMENSIONS

Depth:	27¾	Arm Width:	20¼
Width:	26¾	Seat to Floor Height:	17-21
Height:	43⅝	Usable Seat Depth:	17¼
Seat Depth:	17¼	Ship Weight:	53 Ⓢ
Seat Width:	19½	Cube:	6.5
Back Width:	17¾	Weight Rating:	250 lbs.
Back Height:	23½		

LIST PRICE

\$925

HON Recommendation: H2281.VA10.T - List Price \$753

HOW TO SPECIFY

Select
Model Number

H 2 2 8 1 .
 H 2 2 8 3 .

Select
Fabric

VA10 Black Fabric
VA19 Charcoal Fabric
VA90 Navy Fabric

V A 1 0 .
 V A 1 0 .

Select
Frame

T Black (available on model H2281 only)
PA Polished Aluminum (available on model H2283 only)

T
 P A



H2282



MID-BACK WORK CHAIR

Mesh Back
 Pneumatic
 Tilt Lock
 Weight-activated Control
 Height, Depth, Pivot Adjustable
 Arms
 Black Arms and Base

DIMENSIONS

Depth: 27¾
 Width: 26¾
 Height: 43½
 Seat Depth: 17¼
 Seat Width: 19½
 Back Width: 17¾
 Back Height: 23½
 Arm Width: 20⅞
 Seat to Floor Height: 17⅞-21⅞
 Usable Seat Depth: 17¼
 Ship Weight: 50 Ⓢ
 Cube: 6.5
 Weight Rating: 250 lbs.

FABRIC PRICE CODES

1	\$828	8	\$966
2	\$852	9	\$984
3	\$876	10	\$1002
4	\$894	11	\$1020
5	\$912	12	\$1038
6	\$930	L	—
7	\$948		

Functions: **A, E, F, L, Q**
 (Function Key on pages 16-17)

! Black Mesh back only.

H2284



MID-BACK WORK CHAIR

Mesh Back
 Pneumatic
 Tilt Lock
 Weight-activated Control
 Height, Depth, Pivot Adjustable
 Arms
 Polished Aluminum Arms, Base,
 and Back Upright

DIMENSIONS

Depth: 27¾
 Width: 26¾
 Height: 43⅝
 Seat Depth: 17¼
 Seat Width: 19½
 Back Width: 17¾
 Back Height: 23½
 Arm Width: 20¼
 Seat to Floor Height: 17-21
 Usable Seat Depth: 17¼
 Ship Weight: 53 Ⓢ
 Cube: 6.5
 Weight Rating: 250 lbs.

FABRIC PRICE CODES

1	\$997	8	\$1135
2	\$1021	9	\$1153
3	\$1045	10	\$1171
4	\$1063	11	\$1189
5	\$1081	12	\$1207
6	\$1099	L	—
7	\$1117		

Functions: **A, E, F, L, Q**
 (Function Key on pages 16-17)

! Black Mesh back only.

HON Recommendation: H2282.H.CU__T - List Price \$828

HOW TO SPECIFY

<p>Select Model Number</p> <p>H 2 2 8 2 . H 2 2 8 4 .</p>	<p>Select Caster</p> <p>H Hard Caster S Soft Caster (+ \$30)</p> <p>H . H .</p>	<p>Select Fabric</p> <p>See page 167</p> <p>C U 1 0 . C U 1 0 .</p>	<p>Select Frame</p> <p>T Black (available on model H2282 only) PA Polished Aluminum (available on model H2284 only)</p> <p>T P A</p>
---	--	---	---



H2285



MULTI-PURPOSE CHAIR

Mesh Back
4-Leg Stacking Frame
Fixed Arms

DIMENSIONS

Depth:	24 ³ / ₄	Arm Width:	19 ¹ / ₈
Width:	23	Seat to Floor Height:	19 ¹ / ₈
Height:	34 ¹ / ₂	Usable Seat Depth:	17 ³ / ₄
Seat Depth:	17 ³ / ₄	Ship Weight:	20
Seat Width:	18 ⁷ / ₈	Cube:	2.8
Back Width:	17 ¹ / ₈	Weight Rating:	250 lbs.
Back Height:	17 ³ / ₄		

LIST PRICE

\$392

NOTES: Casters and glides ship packaged together for customer's assembly choice. Stacks 4-high on floor.

Available in VA10 Black fabric seat and Black frame only. Black Mesh back only.

HOW TO SPECIFY

<p>Select Model Number</p> <p>H 2 2 8 5 .</p>	<p>Select Fabric</p> <p>VA10 Black Fabric</p> <p>V A 1 0 .</p>	<p>Select Frame</p> <p>T Black</p> <p>T</p>
---	--	---

MATTER™



Matter™ Upholstered Chair with 5-Star Base with Preside® Table.

MATTER™

This modern take on the traditional task chair combines the comfort of a lounge chair and posture of a task chair. The synchro-tilt control allows you to find that reclining position that's just right for you, and the five-star base lets you move around effortlessly. The chrome accents with Gray fabric not only create a truly modern aesthetic, they compliment any workspace.



FEATURES

- Brings a modern design aesthetic into any reception or guest area.
- Synchro-tilt mechanism offers a full range of reclining positions.
- Chrome arms and base provides a contemporary accent.
- 360-degree swivel.
- Available in a 5-star base and 4-leg natural wood base.
- Easily assembled in minutes.
- Backed by HON 5-year limited warranty.

MATTER™

Multi-Purpose Chairs

OPEN MARKET



Icon Legend on page 15

HVL232



GRAY UPHOLSTERED CHAIR

with 5-Star Base
Swivel
Tilt

DIMENSIONS

Depth:	24 ⁴ / ₅	Arm Width:	3
Width:	23	Seat to Floor Height:	19
Height:	34	Usable Seat Depth:	18
Seat Depth:	18 ³ / ₁₀	Ship Weight:	21 S
Seat Width:	16 ¹ / ₂	Cube:	5.6
Back Width:	23	Weight Rating:	250 lbs.
Back Height:	12 ² / ₅		

LIST PRICE

\$380

NOTES: HON 5-Year Limited Warranty.

HVL238



GRAY UPHOLSTERED CHAIR

Wood Leg Base
Harvest Wood Legs
4-Leg Wood Base

DIMENSIONS

Depth:	24 ⁴ / ₅	Arm Width:	3
Width:	23	Seat to Floor Height:	19
Height:	34	Usable Seat Depth:	18
Seat Depth:	18 ³ / ₁₀	Ship Weight:	21 S
Seat Width:	16 ¹ / ₂	Cube:	5.6
Back Width:	23	Weight Rating:	250 lbs.
Back Height:	12 ² / ₅		

LIST PRICE

\$350

NOTES: HON 5-Year Limited Warranty.

HOW TO SPECIFY

<p>Select Model Number</p>	<p>Select Fabric</p> <p>GRY01 Light Gray</p>
<p>H V L 2 3 8 .</p>	<p>G R Y 0 1</p>



Merit™ Executive Conference Chair with Voi® Desks.

MERIT™

Merit™ is the answer for anyone who wants the experience of sitting in a refined executive chair combined with the sleek look of a European conference chair. A channel stitched back and polished aluminum arm and base accents provide the initial attraction, but the supreme comfort of the weight-activated control makes them stay. This modern, streamlined look is complemented by a luxurious sitting experience.



FEATURES

- Weight-activated tilt-control mechanism provides natural, ergonomic reclining position.
- Leather wrapped back includes channel stitching for upscale look. Available in Black or Gray.
- Color-matched soft arm cap.
- Pneumatic seat height adjustment.
- Molded foam seat and back.
- Padded headrest.
- Weight rating of 275 lbs.

MERIT™ Executive Conference Chair

OPEN MARKET



Icon Legend on page 15

HME3



EXECUTIVE CONFERENCE CHAIR

Pneumatic
Swivel
Weight-activated Control
Tilt Lock
Fixed Arms
Functions: **A, E, F, L, T**
(Function Key on pages 16-17)

DIMENSIONS

Depth:	24 ² / ₅	Arm Width:	1 ¹ / ₅
Width:	24 ² / ₅	Seat to Floor Height:	18 ³ / ₁₀
Height:	46 ⁴ / ₅	Usable Seat Depth:	18 ¹ / ₂
Seat Depth:	20	Ship Weight:	47.5
Seat Width:	20	Cube:	14.3
Back Width:	19 ³ / ₁₀	Weight Rating:	275 lbs.
Back Height:	35		

LIST PRICE

Leather \$950

NOTES: Black or Gray leather options. Detailed channel stitching on back. Polished arms and base. Fixed arms with color-matched soft arm cap.

HON Recommendation: HME3.W5.P.H.LR58.PA - List Price \$950

HOW TO SPECIFY

Select Model Number HME3	Select Control Type W5 Weight-Activated	Select Arm Type P Fixed Arms - Polished	Select Caster H Hard Caster	Select Fabric LR58 Black Leather LR29 Gray Leather	Select Base PA Polished Aluminum
--	---	---	---------------------------------------	---	--

MOTIVATE® CHAIRS



Motivate® 4-Leg Stacking Chairs and Between™ Table.

MOTIVATE® CHAIRS

A presentation in the morning. A training session in the afternoon. Today's multi-purpose spaces are in constant flux, and need an adaptable seating solution that delivers instant comfort for all, while easily moving around to support various activities. Motivate task chairs, stacking/nesting chairs and guest chairs create a streamlined collection of seating that intuitively responds to your body's natural movements and curves. Whether sitting for five minutes or five hours, when you Motivate your team you put everyone at ease.



FEATURES

- Choose plastic, upholstered or 4-Way Stretch mesh back.
- Easily move chairs around the space for quick rearrangement.
- HMN1 nesting/stacking chairs stack four high on the floor.
- HMS1 sled base chairs stack 12 high on the floor or 40 high on a cart.
- HMS2 sled base chairs stack six high on the floor.
- Dynamic flex-zone motion in seat and back provides balance and lumbar support.
- Model HMT5 task stool features an adjustable footring.
- Plastic shell is available in 13 colors.
- Available in hundreds of quality HON fabrics.
- Warranted for users up to 300 lbs.

TASK CHAIR FEATURES

- One-touch seat height adjustment easily moves the seat up and down.
- 360-degree swivel provides freedom of movement in any direction.
- Warranted for users up to 300 lbs.

MOTIVATE[®] Task Chair Options

MODEL OPTIONS

HMT1



Flex-back

Upholstered Seat,
Pneumatic, Swivel

HMT5



Flex-back

Upholstered Seat,
Pneumatic, Swivel
Adjustable Footring

ARM STYLE

CODE	DESCRIPTION	PRICE
N	Armless	+\$0
A	Adjustable Arms	+\$70



CASTERS

CODE	DESCRIPTION	PRICE
H	Hard Caster	+\$0
S	Soft Caster	+\$30



BACK STYLE

CODE	DESCRIPTION	PRICE
<i>Plastic/Upholstered Options:</i>		
PS	Plastic Shell	+\$0
PB	Upholstered	+\$70



4-Way Stretch Options:

IM	Black	+\$80
IF	Fog	+\$80
IC	Charcoal	+\$80
IH	Chai	+\$80
IY	Navy	+\$80



PLASTIC SHELL COLOR CODES (no upcharge):

Tangelo - **RG**
Regatta - **RE**
Lava - **LA**

Cherry - **CR**
Mulberry - **MB**
Onyx - **ON**

Lime - **LM**
Loft - **LO**
White - **WT**

Calypso - **CP**
Platinum - **PT**

Surf - **BU**
Shadow - **SD**

BASE

CODE	DESCRIPTION	PRICE
SB	Standard Base	+\$0



FRAME COLOR

CODE	DESCRIPTION	PRICE
T	Black	+\$0

MOTIVATE[®]

Task Chair Fabric Options

HON BRANDED FABRICS

GRADE 1

Attire
Centurion
Compass
Contourett Polyurethane
Dapper
Hamilton
Inertia
Optic

GRADE 2

Appoint Seating
Clyde
Dotty
Rush
Seed
Spin Seating
Whisper Vinyl

GRADE 3

In Season
Purl
Silvertex™ Vinyl

GRADE L

Denver Leather

For a complete list of fabrics, including partnership fabrics, go to hon.com/fabricsandfinishes.

Reference Fabric Color Combinations on pages 18-22 for color codes and legend on page 19 for lead times.

! CA Technical Bulletin 133 Compliant available only in Onyx as a Standard Special. Please reach out to our Tailored Solutions Team.

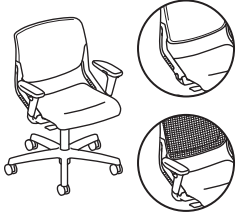
MOTIVATE® Task Chairs

GSA SIN 33721



Icon Legend on page 15

HMT1



TASK CHAIR

Flex-back
Upholstered Seat
Pneumatic
Swivel

DIMENSIONS

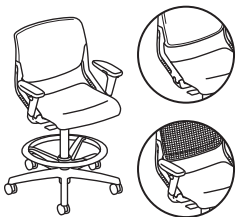
Depth:	27½	Seat to Floor Height:	17-22½
Width:	27½	Usable Seat Depth:	18
Height:	37½	Ship Weight (upholstered back):	39 Ⓢ
Seat Depth:	18	Ship Weight (plastic/mesh back):	38 Ⓢ
Seat Width:	17½	Cube (upholstered back):	10.0
Back Width:	19½	Cube (plastic/mesh back):	10.0
Back Height:	17¾	COM (upholstered back):	1.5
Arm Width:	18½-20	COM (plastic/mesh back):	1.0
		Weight Rating:	300 lbs.

FABRIC PRICE CODES

1	\$438	8	\$645
2	\$474	9	\$672
3	\$510	10	\$699
4	\$537	11	\$726
5	\$564	12	\$753
6	\$591	L	—
7	\$618		

ⓘ When a Plastic Shell (PS) or Upholstered Back (PB) option is chosen, you must select a shell color. If the mesh back option is chosen, the shell color is not specified.

HMT5



TASK STOOL

Flex-back
Upholstered Seat
Pneumatic
Swivel Adjustable Footring

DIMENSIONS

Depth:	28¼	Seat to Floor Height:	22½-32½
Width:	28¼	Usable Seat Depth:	18
Height:	50½	Ship Weight (upholstered back):	44 Ⓢ
Seat Depth:	18	Ship Weight (plastic/mesh back):	43 Ⓢ
Seat Width:	17½	Cube (upholstered back):	10.0
Back Width:	19½	Cube (plastic/mesh back):	10.0
Back Height:	17¾	COM (upholstered back):	1.5
Arm Width:	18½-20	COM (plastic/mesh back):	1.0
		Weight Rating:	300 lbs.

FABRIC PRICE CODES

1	\$497	8	\$704
2	\$533	9	\$731
3	\$569	10	\$758
4	\$596	11	\$785
5	\$623	12	\$812
6	\$650	L	—
7	\$677		

NOTES: Stool model has adjustable footring.

ⓘ When a Plastic Shell (PS) or Upholstered Back (PB) option is chosen, you must select a shell color. If the mesh back option is chosen, the shell color is not specified.

HON Recommendation: HMT1.A.H.IM.CU__SB.T - List Price \$588

HOW TO SPECIFY

Select Model Number	Select Arm Type	Select Caster	Select Back Type/Color	Select Fabric	Select Base	Select Frame
	A Adjustable Arms (+ \$70) N Armless	H Hard Caster S Soft Caster (+ \$30)	PS Plastic Shell PB Upholstered (+ \$70) If PS or PB options are chosen, select shell color. Plastic Shell Colors RG Tangelo LO Loft CR Cherry PT Platinum LM Lime SD Shadow CP Calypso LA Lava BU Surf ON Onyx RE Regatta WT White MB Mulberry 4-Way Stretch options (+ \$80) IM Black IH Chai IF Fog IY Navy IC Charcoal	See page 177	SB Standard Base	T Black
HMT1	A	H	IM	CU10	SB	T
HMT1	A	H	PSLA	CU10	SB	T

MOTIVATE® High-Density Sled Base Chair Options

MODEL OPTIONS

HMS1



High-Density Stacker



Sled Leg Base

HMS2



High-Density Stacker

Upholstered Seat, Sled Leg Base

ARM STYLE	CODE	DESCRIPTION	PRICE	FRAME	CODE	DESCRIPTION	PRICE
	F	Fixed Arms	+\$30		Y	Chrome	+\$0
	N	Armless	+\$0		P1 PAINT:		+\$0
					BLCK	Textured Black	
					P7J	Textured Brownstone	
					P7A	Textured Charcoal	
					PK7	Textured Designer White	
					P7L	Textured Loft	
					P7M	Textured Muslin	
					P8V	Textured Titanium	
					P2 PAINT:		+\$0
					PLAT	Textured Platinum Metallic	
					PR8	Textured Silver	
					P3 PAINT:		+\$30
					P8S	Atom	
					PJF	Bullseye	
					P8P	Ember	
					P8N	Ion	
					P8J	Iris	
					P8F	Krypton	
					P8M	Regatta	

PLASTIC SHELL COLOR CODES (no upcharge): Tangelo - **RG** Cherry - **CR** Lime - **LM** Calypso - **CP** Surf - **BU**
 Regatta - **RE** Mulberry - **MB** Loft - **LO** Platinum - **PT** Shadow - **SD**
 Lava - **LA** Onyx - **ON** White - **WT**

❶ For CA Technical Bulletin 133, Onyx (ON) shell color is available as a Standard Special through HON's Tailored Solutions program. Please see pages 26-29 or contact HON Customer Support for more information.

HON BRANDED FABRICS

GRADE 1

Attire
Centurion
Compass
Contourett Polyurethane
Dapper
Hamilton
Inertia
Optic

GRADE 2

Appoint Seating
Clyde
Dotty
Rush
Seed
Spin Seating
Whisper Vinyl

GRADE 3

In Season
Purl
Silvertex™ Vinyl

For a complete list of fabrics, including partnership fabrics, go to hon.com/fabricsandfinishes.

Reference Fabric Color Combinations on pages 18-22 for color codes and legend on page 19 for lead times.

❶ For CA Technical Bulletin 133, Onyx (ON) shell color is available as a Standard Special through HON's Tailored Solutions program. Please see pages 26-29 or contact HON Customer Support for more information.


MOTIVATE® High-Density Sled Base Chairs

GSA SIN 33721



Icon Legend on page 15

HMS1



HIGH-DENSITY STACKER

Sled Leg Base

DIMENSIONS

Depth:	23	Arm Width:	18 $\frac{1}{8}$
Width:	21	Seat to Floor Height:	17 $\frac{3}{4}$
Height:	32 $\frac{1}{4}$	Usable Seat Depth:	18 $\frac{1}{4}$
Seat Depth:	18 $\frac{1}{4}$	Ship Weight:	72
Seat Width:	17 $\frac{3}{4}$	Cube:	15.2
Back Width:	17 $\frac{1}{4}$	Weight Rating:	300 lbs.
Back Height:	18		


LIST PRICE PER CARTON

\$834
(reference single unit @
\$208.50)

NOTES: HMS1 Sled Base chairs stack 12-high on the floor, or 40-high on the chair cart model HMSCART. Field installed glides snap-on using existing locations on the sled base frames.

- ⓘ Ganging Chair Glides are designed for use on armless models of the Motivate® High-Density Sled Base Chairs only. Not for use on models specified with arms.
- 📦 Ships four (4) chairs per carton.

HMS2



HIGH-DENSITY STACKER

Upholstered Seat
Sled Leg Base
Set of 4

DIMENSIONS

Depth:	23	Arm Width:	18 $\frac{1}{8}$
Width:	21	Seat to Floor Height:	18 $\frac{1}{4}$
Height:	32 $\frac{1}{4}$	Usable Seat Depth:	18 $\frac{1}{4}$
Seat Depth:	18 $\frac{1}{4}$	Ship Weight:	80
Seat Width:	17 $\frac{3}{4}$	Cube:	15.2
Back Width:	17 $\frac{1}{4}$	COM (per 4 pack):	1.6
Back Height:	17 $\frac{1}{2}$	Weight Rating:	300 lbs.

FABRIC PRICE CODES

1	\$1071	8	\$1209
2	\$1095	9	\$1227
3	\$1119	10	\$1245
4	\$1137	11	\$1263
5	\$1155	12	\$1281
6	\$1173	L	—
7	\$1191		

NOTES: HMS2 Sled Base chairs stack 6-high on the floor. Field installed glides snap-on using existing locations on the sled base frames.

- ⓘ Ganging Chair Glides are designed for use on armless models of the Motivate® High-Density Sled Base Chairs only. Not for use on models specified with arms. Upholstered seat model HMS2 is not designed to be stacked on the HMSCART.
- 📦 Motivate® Sled Base Chairs are ordered and shipped four (4) chairs per carton. Pricing shown is per carton. Each set of four chairs (one carton), must have the same shell/frame color combination. Ordering 2 of Model HMS1, HMS2 will result in 2 cartons being shipped, giving you 8 chairs.

HMSCART



CART FOR HMS1 STACKING CHAIRS

DIMENSIONS

Depth:	34 $\frac{1}{4}$	Ship Weight:	40
Width:	21 $\frac{3}{8}$	Cube:	7.8
Height:	36 $\frac{3}{8}$		

LIST PRICE

\$479

NOTES: Holds up to 40 Stacking Chairs.

HON Recommendation: HMS1.N.ON.Y - List Price \$834


HOW TO SPECIFY

<p>Select Model Number</p> <p>HMS1 .</p> <p>HMS2 .</p>	<p>Select Arm Type</p> <p>F Fixed Arms (+ \$30 per chair)</p> <p>N Armless</p> <p>N .</p> <p>N .</p>	<p>Select Shell Color</p> <p>RG Tangelo LO Loft</p> <p>CR Cherry PT Platinum</p> <p>LM Lime SD Shadow</p> <p>CP Calypso LA Lava</p> <p>BU Surf ON Onyx</p> <p>RE Regatta WT White</p> <p>MB Mulberry</p> <p>ON .</p> <p>ON .</p>	<p>Select Fabric</p> <p>See page 179</p> <p>Not specified for HMS1 models</p> <p>CUT0 .</p>	<p>Select Frame</p> <p>See page 179</p> <p>BLCK</p> <p>BLCK</p>
---	---	---	--	--



MOTIVATE® High-Density Sled Base Chairs

HMSGLD



GLIDES FOR MOTIVATE® HIGH-DENSITY STACKER

- Kit includes 48 glides for 12 chairs
- Field installed
- Snap-on using existing locations on frames

DIMENSIONS

Ship Weight: 1 Ⓢ
Cube: 0.2

LIST PRICE

\$64

HMSFLTGLD



FELT GLIDES FOR MOTIVATE® HIGH-DENSITY STACKER

- Kit includes 48 glides for 12 chairs
- Field installed
- Snap-on using existing locations on frames

DIMENSIONS

Ship Weight: 1 Ⓢ
Cube: 0.2

LIST PRICE

\$165

HMSSTLGLD



STEEL GLIDES FOR MOTIVATE® HIGH-DENSITY STACKER

- Kit includes 48 glides for 12 chairs
- Field installed
- Snap-on using existing locations on frames

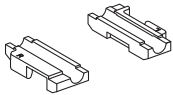
DIMENSIONS

Ship Weight: 1 Ⓢ
Cube: 0.2

LIST PRICE

\$165

HMSGANG



GANGING CONNECTORS FOR MOTIVATE® HIGH-DENSITY STACKER

- 48 ganging connectors
- Requires 4 connectors per ganging connection
- For use on HMS1.N and HMS2.N only (armless models)
- Field installed
- Snap-on using existing locations on frames

DIMENSIONS

Ship Weight: 1 Ⓢ
Cube: 0.2

LIST PRICE

\$121

Floor Covering	TYPE OF GLIDE		
	Polycarbonate/Nylon	Felt	Steel
Carpet	Best	Not Recommended	Good
Polished concrete	Best	Good	Not Recommended
Hard wood	Not Recommended	Best	Not Recommended
Vinyl (includes LVT)	Best	Better	Good
VCT	Best	Good	Not Recommended
Tile (Porcelain/Ceramic)	Best	Good	Not Recommended

HOW TO SPECIFY

Select Model Number

HMSGLD

MOTIVATE® 4-Leg Chair Options

MODEL OPTIONS

HMG1



Stack Chair

Four Legs, Set of 2

HMG2



Stack Chair

Four Legs, Upholstered Seat, Set of 2

HMG5



Café-Height Stool

Four Legs

HMG7



Café-Height Stool

Four Legs, Upholstered Seat

ARM STYLE



CODE	DESCRIPTION	PRICE
F	Fixed Arms	+\$30



N	Armless	+\$0
----------	---------	-------------

CASTERS/ GLIDES



CODE	DESCRIPTION	PRICE
H	Hard Caster	+\$0



S	Soft Caster	+\$20
----------	-------------	--------------

**Casters only available on HMG1 and HMG2*



E	Standard Nylon Glide	+\$0
F	Felt Glide	+\$30
R	Rubber Glide	+\$30
T	Steel Glide	+\$30

FRAME

CODE	DESCRIPTION	PRICE
P1 PAINT:		+\$0
BLCK	Textured Black	
P7J	Textured Brownstone	
P7A	Textured Charcoal	
PK7	Textured Designer White	
P7L	Textured Loft	
P7M	Textured Muslin	
P8V	Textured Titanium	
P2 PAINT:		+\$0
PLAT	Textured Platinum Metallic	
PR8	Textured Silver	
P3 PAINT:		+\$30
P8S	Atom	
PJF	Bullseye	
P8P	Ember	
P8N	Ion	
P8J	Iris	
P8F	Krypton	
P8M	Regatta	

PLASTIC SHELL COLOR CODES (no upcharge): Tangelo - **RG** Cherry - **CR** Lime - **LM** Calypso - **CP** Surf - **BU**
Regatta - **RE** Mulberry - **MB** Loft - **LO** Platinum - **PT** Shadow - **SD**
Lava - **LA** Onyx - **ON** White - **WT**

! For CA Technical Bulletin 133, Onyx (ON) shell color is available as a Standard Special through HON's Tailored Solutions program. Please see pages 26-29 or contact HON Customer Support for more information.

MOTIVATE[®]

4-Leg Chair Fabric Options

HON BRANDED FABRICS

GRADE 1

Attire
Centurion
Compass
Contourett Polyurethane
Dapper
Hamilton
Inertia
Optic

GRADE 2

Appoint Seating
Clyde
Dotty
Rush
Seed
Spin Seating
Whisper Vinyl

GRADE 3

In Season
Purl
Silvertex™ Vinyl

For a complete list of fabrics, including partnership fabrics, go to hon.com/fabricsandfinishes.

Reference Fabric Color Combinations on pages 18-22 for color codes and legend on page 19 for lead times.

! For CA Technical Bulletin 133, Onyx (ON) shell color is available as a Standard Special through HON's Tailored Solutions program. Please see pages 26-29 or contact HON Customer Support for more information.

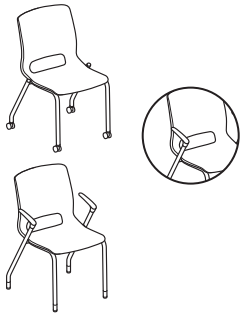
MOTIVATE® 4-Leg Chairs

GSA SIN 33721



Icon Legend on page 15

HMG1



STACK CHAIR

Four Legs
Set of 2

DIMENSIONS

Depth:	23	Arm Width:	18
Width:	21	Seat to Floor Height:	17¾
Height:	32¼	Usable Seat Depth:	18¼
Seat Depth:	18¼	Ship Weight:	38
Seat Width:	17¾	Cube:	13.0
Back Width:	17¼	Weight Rating:	300 lbs.
Back Height:	18		

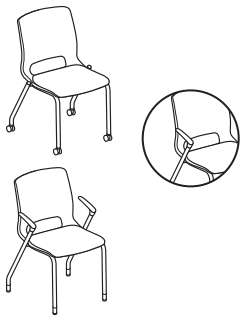
LIST PRICE PER CARTON

\$548
(reference single unit @
\$274.00)

NOTES: 4-Leg chairs stack 6-high on the floor.

Ships two (2) chairs per carton.

HMG2



STACK CHAIR

Four Legs
Upholstered Seat
Set of 2

DIMENSIONS

Depth:	23	Arm Width:	18
Width:	21	Seat to Floor Height:	18¼
Height:	32¼	Usable Seat Depth:	18¼
Seat Depth:	18¼	Ship Weight:	44
Seat Width:	17¾	Cube:	13.0
Back Width:	17¼	COM (per 2 pack):	1.0
Back Height:	17½	Weight Rating:	300 lbs.

FABRIC PRICE CODES

1	\$674	8	\$812
2	\$698	9	\$830
3	\$722	10	\$848
4	\$740	11	\$866
5	\$758	12	\$884
6	\$776	L	—
7	\$794		

NOTES: 4-Leg chairs stack 6-high on the floor.

Motivate® 4-leg Chairs are ordered and shipped two (2) chairs per carton. Pricing shown is per carton. Each set of two chairs (one carton), must have the same shell/frame color combination. Ordering 2 of Model HMG1, HMG2 will result in 2 cartons being shipped, giving you 4 chairs. 4-Leg chairs stack 6-high on the floor.

HON Recommendation: HMG1.N.H.ON.PLAT - List Price \$548

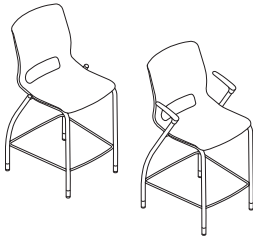
HOW TO SPECIFY

Select Model Number	Select Arm Type	Select Caster/Glide	Select Shell Color	Select Fabric	Select Frame
F Fixed Arms (+ \$30 per chair) N Armless	H Hard Caster S Soft Caster (+ \$20 per chair) <i>Casters only available on HMG1 and HMG2</i> E Standard Nylon Glide F Felt Glide (+ \$30 per chair) R Rubber Glide (+ \$30 per chair) T Steel Glide (+ \$30 per chair)	RG Tangelo CR Cherry LM Lime CP Calypso BU Surf RE Regatta MB Mulberry	LO Loft PT Platinum SD Shadow LA Lava ON Onyx WT White	See page 183 <i>Not specified for models HMG1 and HMG5</i>	See page 182
HMG1	N	H	ON		PLAT
HMG2	N	H	ON	CU10	PLAT



MOTIVATE® 4-Leg Chairs

HMG3



COUNTER-HEIGHT STOOL

Four Legs

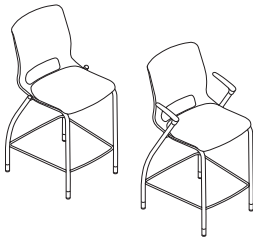
DIMENSIONS

Depth:	23	Arm Width:	18
Width:	21	Seat to Floor Height:	24½
Height:	40½	Usable Seat Depth:	18½
Seat Depth:	18½	Ship Weight:	26
Seat Width:	17¾	Cube:	13.8
Back Width:	17¼	Weight Rating:	300 lbs.
Back Height:	18		

LIST PRICE

\$376

HMG4



COUNTER-HEIGHT STOOL

Four Legs
Upholstered Seat


DIMENSIONS

Depth:	23	Arm Width:	18
Width:	21	Seat to Floor Height:	25
Height:	40½	Usable Seat Depth:	18¾
Seat Depth:	18½	Ship Weight:	26
Seat Width:	17¾	Cube:	13.8
Back Width:	17¼	COM:	1.0
Back Height:	17½	Weight Rating:	300 lbs.

FABRIC PRICE CODES

1	\$447	8	\$585
2	\$471	9	\$603
3	\$495	10	\$621
4	\$513	11	\$639
5	\$531	12	\$657
6	\$549	L	—
7	\$567		

HMG5



CAFÉ-HEIGHT STOOL

Four Legs

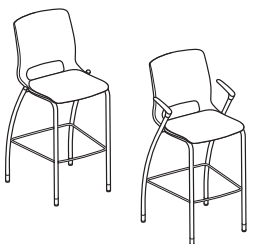
DIMENSIONS

Depth:	23	Arm Width:	18
Width:	21	Seat to Floor Height:	30
Height:	44½	Usable Seat Depth:	18½
Seat Depth:	18½	Ship Weight:	30
Seat Width:	17¾	Cube:	19.3
Back Width:	17¼	Weight Rating:	300 lbs.
Back Height:	18		

LIST PRICE

\$396

HMG7



CAFÉ-HEIGHT STOOL

Four Legs
Upholstered Seat

DIMENSIONS

Depth:	23	Arm Width:	18
Width:	21	Seat to Floor Height:	30½
Height:	44½	Usable Seat Depth:	18¾
Seat Depth:	18½	Ship Weight:	34
Seat Width:	17¾	Cube:	19.3
Back Width:	17¼	COM:	1.0
Back Height:	17½	Weight Rating:	300 lbs.

FABRIC PRICE CODES

1	\$469	8	\$607
2	\$493	9	\$625
3	\$517	10	\$643
4	\$535	11	\$661
5	\$553	12	\$679
6	\$571	L	—
7	\$589		

HON Recommendation: HMG5.N.E.ON.PLAT - List Price \$396

HOW TO SPECIFY

Select Model Number	Select Arm Type	Select Glide	Select Shell Color	Select Fabric	Select Frame
F Fixed Arms (+ \$30 per chair) N Armless	E Standard Nylon Glide F Felt Glide (+ \$30 per chair) R Rubber Glide (+ \$30 per chair) T Steel Glide (+ \$30 per chair)	RG Tangelo CR Cherry LM Lime CP Calypso BU Surf RE Regatta MB Mulberry	LO Loft PT Platinum SD Shadow LA Lava ON Onyx WT White	See page 183 <i>Not specified for models HMG1 and HMG5</i>	See page 182
HMG5	N	E	ON		PLAT
HMG7	N	E	ON	CU10	PLAT

MOTIVATE® Nesting/Stacking Flex-Back Chair Options

MODEL OPTIONS

HMN1



HMN2



Flex-back

Nesting/Stacking,
Four Legs

Flex-back

Nesting/Stacking, Four
Legs, Upholstered Seat

ARM STYLE

CODE DESCRIPTION PRICE



F Fixed Arms **+\$50**



N Armless **+\$0**

CASTERS/ GLIDE

CODE DESCRIPTION PRICE



H Hard Caster **+\$0**



S Soft Caster **+\$20**



E Standard Nylon Glide **+\$0**

BACK STYLE

CODE DESCRIPTION PRICE

Plastic/Upholstered Options:



PS Plastic Shell **+\$0**



PB Upholstered **+\$70**

**PB only available on HMN2*

4-Way Stretch Options:



IM Black **+\$80**

IF Fog **+\$80**

IC Charcoal **+\$80**

IH Chai **+\$80**

IY Navy **+\$80**

FRAME

CODE DESCRIPTION PRICE

P1 PAINT: **+\$0**

BLCK Textured Black

P7J Textured Brownstone

P7A Textured Charcoal

PK7 Textured Designer White

P7L Textured Loft

P7M Textured Muslin

P8V Textured Titanium

P2 PAINT: **+\$0**

PLAT Textured Platinum
Metallic

PR8 Textured Silver

P3 PAINT: **+\$30**

P8S Atom

PJF Bullseye

P8P Ember

P8N Ion

P8J Iris

P8F Krypton

P8M Regatta

PLASTIC SHELL COLOR CODES (no upcharge): Tangelo - **RG** Cherry - **CR** Lime - **LM** Calypso - **CP** Surf - **BU**
Regatta - **RE** Mulberry - **MB** Loft - **LO** Platinum - **PT** Shadow - **SD**
Lava - **LA** Onyx - **ON** White - **WT**

1 For CA Technical Bulletin 133, Onyx (ON) shell color is available as a Standard Special through HON's Tailored Solutions program. Please see pages 26-29 or contact HON Customer Support for more information.

Nesting/Stacking Flex-Back Chair Fabric Options

HON BRANDED FABRICS

GRADE 1

Attire
Centurion
Compass
Contourett Polyurethane
Dapper
Hamilton
Inertia
Optic

GRADE 2

Appoint Seating
Clyde
Dotty
Rush
Seed
Spin Seating
Whisper Vinyl

GRADE 3

In Season
Purl
Silvertex™ Vinyl

For a complete list of fabrics, including partnership fabrics, go to hon.com/fabricsandfinishes.

Reference Fabric Color Combinations on pages 18-22 for color codes and legend on page 19 for lead times.

! For CA Technical Bulletin 133, Onyx (ON) shell color is available as a Standard Special through HON's Tailored Solutions program. Please see pages 26-29 or contact HON Customer Support for more information.

MOTIVATE®

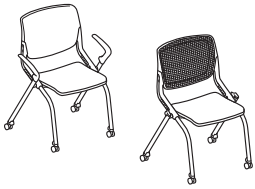
Nesting/Stacking Flex-Back Chairs

GSA SIN 33721



Icon Legend on page 15

HMN1



CHAIR

Flex-back
Nesting/Stacking
Four Legs

DIMENSIONS

Depth:	23 ¹ / ₈	Arm Width:	24
Width:	26 ³ / ₄	Seat to Floor Height:	18 ¹ / ₄
Height:	34	Usable Seat Depth:	16 ³ / ₄
Seat Depth:	16 ³ / ₄	Ship Weight:	27
Seat Width:	17	Cube:	15.1
Back Width:	19 ¹ / ₂	Weight Rating:	300 lbs.
Back Height:	19		

LIST PRICE

\$458

NOTES: Stack 4-high on floor.

! When selecting the mesh back option, frame around mesh is always black.

HMN2



CHAIR

Flex-back
Nesting/Stacking
Four Legs
Upholstered Seat

DIMENSIONS

Depth:	23 ¹ / ₈	Seat to Floor Height:	19 ¹ / ₄
Width:	26 ³ / ₄	Usable Seat Depth:	17
Height:	34	Ship Weight (upholstered back):	29
Seat Depth:	17	Ship Weight (plastic/mesh back):	28
Seat Width:	17 ³ / ₈	Cube (upholstered back):	15.1
Back Width:	19 ¹ / ₂	Cube (plastic/mesh back):	15.1
Back Height:	18 ³ / ₈	COM (upholstered back):	1.0
Arm Width:	24	COM (plastic/mesh back):	1.0
		Weight Rating:	300 lbs.

FABRIC PRICE CODES

1	\$522	8	\$660
2	\$546	9	\$678
3	\$570	10	\$696
4	\$588	11	\$714
5	\$606	12	\$732
6	\$624	L	—
7	\$642		

NOTES: Stack 4-high on floor.

! When selecting the mesh back option, frame around mesh is always black.

HON Recommendation: HMN1.N.H.IM.ON.CU__PLAT - List Price \$538

HOW TO SPECIFY

Select Model Number	Select Arm Type	Select Caster/Glide	Select Back Type	Select Shell Color	Select Fabric	Select Frame
	F Fixed Arms (+ \$50) N Armless	E Standard Nylon Glide H Hard Caster S Soft Caster (+ \$20)	PS Plastic Shell PB Upholstered (+ \$70) <i>PB option available on HMN2 only</i> 4-Way Stretch options (+ \$80) IM Black IF Fog IC Charcoal IH Chai IY Navy	RG Tangelo CR Cherry LM Lime CP Calypso BU Surf RE Regatta MB Mulberry	LO Loft PT Platinum SD Shadow LA Lava ON Onyx WT White	See page 187 <i>Specify for model HMN2 only</i>
HMN1	N	H	IM	ON		PLAT
HMN2	N	H	PB	ON	CU10	PLAT

MOTIVATE® Chair with Tablet Arm Options

MODEL OPTIONS

HMG1



with Tablet Arm

Four Legs

HMG2



with Tablet Arm

Four Legs, Upholstered Seat

CASTERS/ GLIDES



CODE	DESCRIPTION	PRICE
H	Hard Caster	+\$0



S	Soft Caster	+\$20
----------	-------------	--------------



E	Standard Nylon Glide	+\$0
F	Felt Glide	+\$30
R	Rubber Glide	+\$30
T	Steel Glide	+\$30

TABLET SIDE



CODE	DESCRIPTION	PRICE
RT	Right Side	+\$0
LT	Left Side	+\$0



TABLET COLOR

CODE	DESCRIPTION	PRICE
T	Black	+\$0
D	Natural Maple	+\$0

FRAME

CODE	DESCRIPTION	PRICE
P1 PAINT:		+\$0
BLCK	Textured Black	
P7J	Textured Brownstone	
P7A	Textured Charcoal	
PK7	Textured Designer White	
P7L	Textured Loft	
P7M	Textured Muslin	
P8V	Textured Titanium	
P2 PAINT:		+\$0
PLAT	Textured Platinum Metallic	
PR8	Textured Silver	
P3 PAINT:		+\$30
P8S	Atom	
PJF	Bullseye	
P8P	Ember	
P8N	Ion	
P8J	Iris	
P8F	Krypton	
P8M	Regatta	

PLASTIC SHELL COLOR CODES (no upcharge):	Tangelo - RG	Cherry - CR	Lime - LM	Calypso - CP	Surf - BU
	Regatta - RE	Mulberry - MB	Loft - LO	Platinum - PT	Shadow - SD
	Lava - LA	Onyx - ON	White - WT		

! For CA Technical Bulletin 133, Onyx (ON) shell color is available as a Standard Special through HON's Tailored Solutions program. Please see pages 26-29 or contact HON Customer Support for more information.

MOTIVATE[®]

Chair with Tablet Arm Fabric Options

HON BRANDED FABRICS

GRADE 1

Attire
Centurion
Compass
Contourett Polyurethane
Dapper
Hamilton
Inertia
Optic

GRADE 2

Appoint Seating
Clyde
Doty
Rush
Seed
Spin Seating
Whisper Vinyl

GRADE 3

In Season
Purl
Silvertex™ Vinyl

For a complete list of fabrics, including partnership fabrics, go to hon.com/fabricsandfinishes.

Reference Fabric Color Combinations on pages 18-22 for color codes and legend on page 19 for lead times.

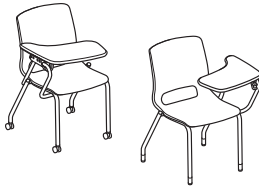
ⓘ For CA Technical Bulletin 133, Onyx (ON) shell color is available as a Standard Special through HON's Tailored Solutions program. Please see pages 26-29 or contact HON Customer Support for more information.



Icon Legend on page 15

MOTIVATE® Chair with Tablet Arm

HMGT1



CHAIR

with Tablet Arm
Four Legs

DIMENSIONS

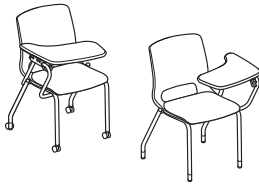
Depth:	30	Back Width:	17¼
Width:	21	Back Height:	18
Height:	32¼	Seat to Floor Height:	17¾
Seat Depth:	18¼	Tablet Height from Floor:	28¾
Seat Width:	17¾	Ship Weight:	41
		Cube:	18.4
		Weight Rating:	300 lbs.

LIST PRICE PER CARTON

\$505

NOTES: Tablet can be specified on right or left side.

HMGT2



CHAIR

with Tablet Arm
Four Legs
Upholstered Seat

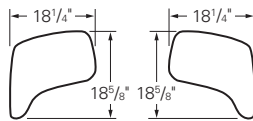
DIMENSIONS

Depth:	30	Back Width:	17¼
Width:	21	Back Height:	17½
Height:	32¼	Seat to Floor Height:	18¼
Seat Depth:	18¼	Tablet Height from Floor:	28¾
Seat Width:	17¾	Ship Weight:	43
		Cube:	18.4
		Weight Rating:	300 lbs.

FABRIC PRICE CODES

1	\$574	8	\$712
2	\$598	9	\$730
3	\$622	10	\$748
4	\$640	11	\$766
5	\$658	12	\$784
6	\$676	L	—
7	\$694		

NOTES: Tablet can be specified on right or left side.



HON Recommendation: HMGT1.E.ON.RT.D.PLAT - List Price \$505

HOW TO SPECIFY

Select Model Number	Select Caster/Glide	Select Shell Color	Select Fabric	Select Tablet Side	Select Tablet Color	Select Frame
H S E F R T	H Hard Caster S Soft Caster (+ \$20 per chair) E Standard Nylon Glide F Felt Glide (+ \$30 per chair) R Rubber Glide (+ \$30 per chair) T Steel Glide (+ \$30 per chair)	RG Tangelo CR Cherry LM Lime CP Calypso BU Surf RE Regatta MB Mulberry LO Loft PT Platinum SD Shadow LA Lava ON Onyx WT White	See page 190 <i>Not specified for HMGT1 models</i>	RT Right Side LT Left Side	T Black D Natural Maple	See page 189
HMGT1	E	ON		RT	D	PLAT
HMGT2	E	ON	CU10	RT	D	PLAT

MOTIVATE® Flex-Back Chair with Tablet Arm Options

MODEL OPTIONS

HMNT1



Flex-back with Tablet Arm

HMNT2



Flex-back with Tablet Arm

Upholstered Seat

CASTERS/ GLIDE



CODE	DESCRIPTION	PRICE
H	Hard Caster	+\$0



S	Soft Caster	+\$20
----------	-------------	--------------



E	Standard Nylon Glide	+\$0
----------	----------------------	-------------

TABLET SIDE



CODE	DESCRIPTION	PRICE
RT	Right Side	+\$0
LT	Left Side	+\$0



BACK STYLE



CODE	DESCRIPTION	PRICE
<i>Plastic/Upholstered Options:</i>		
PS	Plastic Shell	+\$0



PB	Upholstered	+\$70
-----------	-------------	--------------



4-Way Stretch Options:

IM	Black	+\$80
IF	Fog	+\$80
IC	Charcoal	+\$80
IH	Chai	+\$80
IY	Navy	+\$80

TABLET COLOR

CODE	DESCRIPTION	PRICE
T	Black	+\$0
D	Natural Maple	+\$0

FRAME

CODE	DESCRIPTION	PRICE
P1 PAINT:		+\$0
BLCK	Textured Black	
P7J	Textured Brownstone	
P7A	Textured Charcoal	
PK7	Textured Designer White	
P7L	Textured Loft	
P7M	Textured Muslin	
P8V	Textured Titanium	
P2 PAINT:		+\$0
PLAT	Textured Platinum Metallic	
PR8	Textured Silver	
P3 PAINT:		+\$30
P8S	Atom	
PJF	Bullseye	
P8P	Ember	
P8N	Ion	
P8J	Iris	
P8F	Krypton	
P8M	Regatta	

PLASTIC SHELL COLOR CODES (no upcharge): Tangelo - **RG** Cherry - **CR** Lime - **LM** Calypso - **CP** Surf - **BU**
 Regatta - **RE** Mulberry - **MB** Loft - **LO** Platinum - **PT** Shadow - **SD**
 Lava - **LA** Onyx - **ON** White - **WT**

! For CA Technical Bulletin 133, Onyx (ON) shell color is available as a Standard Special through HON's Tailored Solutions program. Please see pages 26-29 or contact HON Customer Support for more information.

Flex-Back Chair with Tablet Arm Fabric Options

HON BRANDED FABRICS

GRADE 1

Attire
Centurion
Compass
Contourett Polyurethane
Dapper
Hamilton
Inertia
Optic

GRADE 2

Appoint Seating
Clyde
Dotty
Rush
Seed
Spin Seating
Whisper Vinyl

GRADE 3

In Season
Purl
Silvertex™ Vinyl

For a complete list of fabrics, including partnership fabrics, go to hon.com/fabricsandfinishes.

Reference Fabric Color Combinations on pages 18-22 for color codes and legend on page 19 for lead times.

! For CA Technical Bulletin 133, Onyx (ON) shell color is available as a Standard Special through HON's Tailored Solutions program. Please see pages 26-29 or contact HON Customer Support for more information.

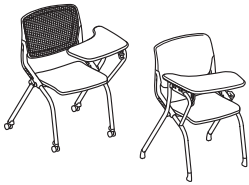
MOTIVATE® Flex-Back Chair with Tablet Arm

GSA SIN 33721



Icon Legend on page 15

HMNT1



CHAIR

Flex-back with Tablet Arm

DIMENSIONS

Depth:	30 ³ / ₈	Seat to Floor Height:	18 ¹ / ₄
Width:	23 ¹ / ₂	Tablet Height from Floor:	29 ¹ / ₂
Height:	34	Ship Weight:	41
Seat Depth:	17 ¹ / ₄	Cube:	18.4
Seat Width:	17	Weight Rating:	300 lbs.
Back Width:	19 ¹ / ₂		
Back Height:	19		

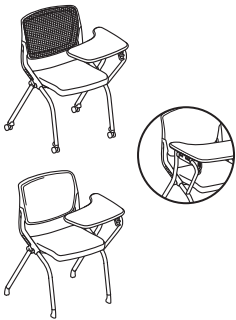
LIST PRICE

\$693

NOTES: Tablet can be specified on right or left side.

! Model HMNT1 is not available with an upholstered back.

HMNT2



CHAIR

Flex-back with Tablet Arm
Upholstered Seat

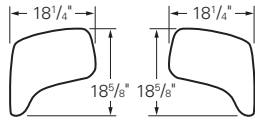
DIMENSIONS

Depth:	30 ³ / ₈	Seat to Floor Height:	19 ¹ / ₄
Width:	23 ¹ / ₂	Tablet Height from Floor:	29 ¹ / ₂
Height:	34	Ship Weight:	42
Seat Depth:	17 ⁵ / ₈	Cube:	18.4
Seat Width:	17 ⁵ / ₈	Weight Rating:	300 lbs.
Back Width:	19 ¹ / ₂		
Back Height:	18 ⁵ / ₈		

FABRIC PRICE CODES

1	\$763	8	\$901
2	\$787	9	\$919
3	\$811	10	\$937
4	\$829	11	\$955
5	\$847	12	\$973
6	\$865	L	—
7	\$883		

NOTES: Tablet can be specified on right or left side.



HON Recommendation: HMNT1.E.IM.ON.RT.D.PLAT - List Price \$773

HOW TO SPECIFY

Select Model Number	Select Caster/Glide	Select Back Type	Select Shell Color	Select Fabric	Select Tablet Side	Select Tablet Color	Select Frame
E Standard Nylon Guide H Hard Caster S Soft Caster (+ \$20)	PS Plastic Shell PB Upholstered (+ \$70) <i>PB option not available on HMNT1</i> 4-Way Stretch options (+ \$80) IM Black IF Fog IC Charcoal IH Chai IY Navy	RG Tangelo CR Cherry LM Lime CP Calypso BU Surf RE Regatta MB Mulberry LO Loft PT Platinum SD Shadow LA Lava ON Onyx WT White	See page 193 <i>Specify for model HMNT2 only</i>	RT Right Side LT Left Side	T Black D Natural Maple	See page 192	
HMNT1	E	IM	ON		RT	D	PLAT
HMNT2	E	PB	ON	CU10	RT	D	PLAT



HVL281



LOW-BACK TASK CHAIR

Upholstered
Swivel-tilt
Armless
Functions: **A, E, F, K, L**
(Function Key on pages 16-17)

DIMENSIONS

Depth:	25½	Back Width:	17¾
Width:	25½	Back Height:	17¾
Height:	37½	Seat to Floor Height:	17-21½
Seat Depth:	16½	Ship Weight:	27.9
Seat Width:	18½	Cube:	4.3
		Weight Rating:	250 lbs.

LIST PRICE

\$249

NOTES: **HON 5-Year Limited Warranty.**

HON Recommendation: HVL281.Z1.VA10.T - List Price \$249

HVL282



MID-BACK TASK CHAIR

Upholstered
Swivel-tilt
Height and Width Adjustable
Arms
Height-adjustable Back
Functions: **A, B, E, F, K, L, S**
(Function Key on pages 16-17)

DIMENSIONS

Depth:	25¼	Arm Width:	18½
Width:	26½	Seat to Floor Height:	18¾-22¾
Height:	43¾	Ship Weight:	47.0
Seat Depth:	16¾	Cube:	6.0
Seat Width:	19⅞	Weight Rating:	250 lbs.
Back Width:	19⅞		
Back Height:	20½		

LIST PRICE

Swivel-tilt	\$382
Asynchronous	\$437

NOTES: **HON 5-Year Limited Warranty.**

HON Recommendation: HVL282.Z1.VA10.T - List Price \$382

HVL283



HIGH-BACK TASK CHAIR

Upholstered
Asynchronous with Seat Slide
Height and Width Adjustable
Arms
Functions: **A, D, E, O, S**
(Function Key on pages 16-17)

DIMENSIONS

Depth:	25¼	Arm Width:	17¾
Width:	26½	Seat to Floor Height:	18¾-22¾
Height:	47¼	Ship Weight:	53.3
Seat Depth:	17⅞	Cube:	6.9
Seat Width:	19⅞	Weight Rating:	250 lbs.
Back Width:	20⅞		
Back Height:	23⅞		

LIST PRICE

\$535

NOTES: **HON 5-Year Limited Warranty.**

HON Recommendation: HVL283.A2.VA10.T - List Price \$535

HVL289



ADJUSTABLE ARM PACK

Height and Width
Available in Black (T)
Functions: **S**
(Function Key on pages 16-17)

DIMENSIONS

Adjustable Arm Width:	18¼
Height from Seat:	7⅞-10⅞
Ship Weight:	9.8
Cube:	0.8

LIST PRICE

\$77

HON Recommendation: HVL289.T - List Price \$77

HOW TO SPECIFY

<p>Select Model Number</p> <p>H V L 2 8 1 .</p>	<p>Select Control</p> <p>Z1 Swivel Tilt Available on HVL281 and HVL282 only</p> <p>A2 Asynchronous with Seat Slide Available on HVL282 and HVL283 only</p> <p>Z 1 .</p>	<p>Select Fabric</p> <p>VA10 Black Fabric</p> <p>V A 1 0 .</p>	<p>Select Frame</p> <p>T Black</p> <p>T</p>
--	--	--	---

NEUTRALIZE™



Neutralize™ Mesh Task Chair with Empower® Desks and Fuse™ Storage.

NEUTRALIZE™

Don't adjust your sitting preferences to fit your chair, make it fit your needs. Neutralize™ adjusts practically everywhere to perfectly fit your body and your work style. The breathable mesh back is made up of three articulating sections to fit anyone, including an adjustable headrest. The synchro-tilt control and fully adjustable arms support your body in any posture or position.



FEATURES

- Contemporary segmented mesh back enhancing support and increasing airflow.
- Height, width, depth, and pivot arms provide support right where you want it.
- Adjustable headrest delivers executive-level comfort.
- Mesh seat and seat slide conform to your body to reduce pressure points.
- HON 5-Year Limited Warranty.



NEUTRALIZE™ Mesh Chair

HVL791



MESH TASK CHAIR

Pneumatic
Swivel
Synchronized Tilt
Tilt Tension
Tilt Lock
Seat Glide Mechanism
Adjustable Headrest
All-Adjustable Arms

Functions: **A, D, E, J, K, L, B-A**
(Function Key on pages 16-17)

DIMENSIONS

Depth:	29½	Arm Width:	3½
Width:	28¾	Seat to Floor Height:	18¾-22¾
Height:	53	Usable Seat Depth:	18½
Seat Depth:	19¾	Ship Weight:	47.5 Ⓢ
Seat Width:	19¾	Cube:	7.8
Back Width:	20	Weight Rating:	250 lbs.
Back Height:	28¾		

LIST PRICE

\$660

NOTES: Comfortable and breathable mesh seat and back. Black frame with subtle chrome accents. Adjustable seat glide mechanism. Height, width, depth and pivot adjustable arms. Adjustable headrest. **HON 5-Year Limited Warranty.**

HON Recommendation: HVL791.BM.SB - List Price \$660

HOW TO SPECIFY

Select
Model Number

H V L 7 9 1

Select
Fabric

BM Black Mesh

B M

Select
Base

SB Standard Base

S B

NUCLEUS®



Nucleus Work Chairs shown with Preside® Conference Table.

NUCLEUS®

Enjoy seating that delivers comfort from the inside out. Nucleus task and guest chairs adapt to everyone's unique body types to create a custom fit and targeted support. The back flexes with the spine. The seat cradles you like a hammock. The sophisticated aesthetic makes a stylish statement. Nucleus is the powerhouse seating family that brings cool and comfortable together.



GUEST CHAIR FEATURES

- Stacking chairs stack up to four high on the floor.
- HN6 guest chair available with glides, hard or soft casters.
- Available in hundreds of quality HON fabrics.
- Warranted for users up to 300 lbs.

TASK CHAIR FEATURES

- Advanced suspension material in the seat combines with molded foam to create unparalleled support.
- Choose between the 4-Way Stretch mesh back or an upholstered suspension back.
- 4-Way Stretch mesh back is available in five colors.
- Choose between armless, fixed arms or height- and width-adjustable arms.
- Responsive synchro-tilt control provides a smooth, natural recline.
- Available in Black or Polished Aluminum base.
- Tilt tension controls the rate and ease of recline.
- Tilt lock allows the user to lock the back in multiple recline positions.
- Available in hundreds of quality HON fabrics.
- Warranted for users up to 300 lbs.

NUCLEUS® Task Chair Options

MODEL OPTIONS

HN1



Task Chair (4-Way Stretch Back)

Pneumatic, Swivel, Seat Glide, Synchro-tilt, Tilt Tension, Tilt Lock, Armless

HN1U

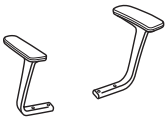
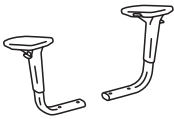


Task Chair (Upholstered Back)

Pneumatic, Swivel, Seat Glide, Synchro-tilt, Tilt Tension, Tilt Lock, Armless

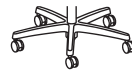
ARM STYLE

CODE	DESCRIPTION	PRICE
N	Armless	+\$0
A	Height and Width Adjustable Arms	+\$75
P	Fixed Arms - Polished	+\$150



BASE

CODE	DESCRIPTION	PRICE
SB	Standard Base	+\$0
PA	Polished Aluminum	+\$110



CASTERS

CODE	DESCRIPTION	PRICE
H	Hard Caster	+\$0
S	Soft Caster	+\$30



FRAME

CODE	DESCRIPTION	PRICE
T	Black	+\$0

BACK STYLE

CODE	DESCRIPTION	PRICE
<i>4-Way Stretch mesh back options:</i>		
IM	Black	+\$0
IF	Fog	+\$0
IC	Charcoal	+\$0
IH	Chai	+\$0
IY	Navy	+\$0

NUCLEUS® Multi-Purpose and Café Chair Options

MODEL OPTIONS

HN6



**Multi-Purpose Stack Chair
(4-Way Stretch Back)**

Four Legs

HN7



**Café-Height Stool (4-Way Stretch
Back)**

Four Legs

ARM STYLE

CODE	DESCRIPTION	PRICE
N	Armless	+\$0
F	Fixed Arms	+\$30



BACK STYLE

CODE	DESCRIPTION	PRICE
<i>4-Way Stretch mesh back options:</i>		
IM	Black	+\$0
IF	Fog	+\$0
IC	Charcoal	+\$0
IH	Chai	+\$0
IY	Navy	+\$0

CASTERS/ GLIDE

CODE	DESCRIPTION	PRICE
H	Hard Caster <i>*Not available on HN7</i>	+\$0
S	Soft Caster <i>*Not available on HN7</i>	+\$20
E	Glide	+\$0



FRAME

CODE	DESCRIPTION	PRICE
T	Black	+\$0
T1	Platinum Metallic	+\$0

HON BRANDED FABRICS

GRADE 1

Attire
Centurion
Compass
Contourett Polyurethane
Dapper
Hamilton
Inertia
Optic

GRADE 2

Appoint Seating
Clyde
Dotty
Rush
Seed
Spin Seating
Whisper Vinyl

GRADE 3

In Season
Purl
Silvertex™ Vinyl


GRADE L

Denver Leather*

For a complete list of fabrics, including partnership fabrics, go to hon.com/fabricsandfinishes.

Reference Fabric Color Combinations on pages 18-22 for color codes and legend on page 19 for lead times. For additional HON to Supply COM fabric grade pricing, go to honready.hon.com and click on the HON to Supply COM link.

*Denver Leather (SS) may not be available on every model within a specific series, please refer to the model's page for details.

 For Fire Code model, availability and ordering method, refer to pages 26-29. Available on select models, contact HON Customer Support for availability.



Icon Legend on page 15

HN1



TASK CHAIR

4-Way Stretch Back

- Pneumatic
- Swivel
- Seat Glide
- Synchro-tilt
- Tilt Tension
- Tilt Lock
- Armless

Functions:

A, D, E, A-C, A-D, J, L

(Function Key on pages 16-17)

HON Recommendation: HN1.A.H.IM.CU__SB.T - List Price \$931

DIMENSIONS

Depth:	25¾	Arm Width:	17-20
Width:	28¾	Seat to Floor Height:	17-22
Height:	45¼	Usable Seat Depth:	16½-19
Seat Depth:	20	Ship Weight:	52
Seat Width:	20	Cube:	11.3
Back Width:	19¼	COM:	1.0
Back Height:	25¼	Weight Rating:	300 lbs.

FABRIC PRICE CODES

1	\$856	8	\$994
2	\$880	9	\$1012
3	\$904	10	\$1030
4	\$922	11	\$1048
5	\$940	12	\$1066
6	\$958	L	\$1056
7	\$976		

HOW TO SPECIFY

Select Model Number	Select Arm Type	Select Caster/Glide	Select Back Type	Select Fabric	Select Base	Select Frame
N Armless A Height and Width Adjustable Arms (+ \$75) P Fixed Arms - Polished (+ \$150)	H Hard Caster S Soft Caster (+ \$30)	4-Way Stretch options IM Black IF Fog IC Charcoal IH Chai IY Navy	See page 201	SB Standard Base PA Polished Aluminum (+ \$110)	See page 199 T Black	
HN1	A	H	IM	CU10	SB	T

HN1U



TASK CHAIR

Upholstered Back

- Pneumatic
- Swivel
- Seat Glide
- Synchro-tilt
- Tilt Tension
- Tilt Lock
- Armless

Functions:

A, D, E, A-C, A-D, J, L

(Function Key on pages 16-17)

HON Recommendation: HN1U.A.H.CU__SB.T - List Price \$931

DIMENSIONS

Depth:	26	Arm Width:	19⅞
Width:	28¾	Seat to Floor Height:	17-22
Height:	44¼	Usable Seat Depth:	16-18½
Seat Depth:	20	Ship Weight:	49
Seat Width:	20	Cube:	12.6
Back Width:	18¼	COM:	2.0
Back Height:	25½	Weight Rating:	300 lbs.

FABRIC PRICE CODES

1	\$856	8	\$1132
2	\$904	9	\$1168
3	\$952	10	\$1204
4	\$988	11	\$1240
5	\$1024	12	\$1276
6	\$1060	L	\$1256
7	\$1096		

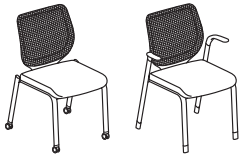
HOW TO SPECIFY

Select Model Number	Select Arm Type	Select Caster/Glide	Select Fabric	Select Base	Select Frame
N Armless A Height and Width Adjustable Arms (+ \$75) P Fixed Arms - Polished (+ \$150)	H Hard Caster S Soft Caster (+ \$30)	See page 201	SB Standard Base PA Polished Aluminum (+ \$110)	See page 199 T Black	
HN1U	A	H	CU10	SB	T



Icon Legend on page 15

HN6



MULTI-PURPOSE STACK CHAIR

4-Way Stretch Back
Four Legs

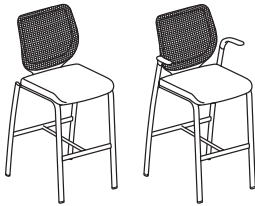
DIMENSIONS

Depth:	26¼	Arm Width:	21½
Width:	27	Seat to Floor Height:	18½
Height:	37½	Usable Seat Depth:	18½
Seat Depth:	19	Ship Weight:	31
Seat Width:	19	Cube:	15.2
Back Width:	18	COM:	1.0
Back Height:	18½	Weight Rating:	300 lbs.

FABRIC PRICE CODES

1	\$525	8	\$663
2	\$549	9	\$681
3	\$573	10	\$699
4	\$591	11	\$717
5	\$609	12	\$735
6	\$627	L	—
7	\$645		

HN7



CAFÉ-HEIGHT STOOL

4-Way Stretch Back
Four Legs

DIMENSIONS

Depth:	24½	Arm Width:	21½
Width:	25	Seat to Floor Height:	30
Height:	46½	Usable Seat Depth:	18½
Seat Depth:	19	Ship Weight:	40
Seat Width:	19	Cube:	21.4
Back Width:	18	COM:	1.0
Back Height:	18½	Weight Rating:	300 lbs.

FABRIC PRICE CODES

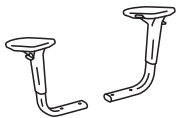
1	\$571	8	\$709
2	\$595	9	\$727
3	\$619	10	\$745
4	\$637	11	\$763
5	\$655	12	\$781
6	\$673	L	—
7	\$691		

HON Recommendation: HN6.F.H.IM.CU__T - List Price \$555

HOW TO SPECIFY

Select Model Number HN6	Select Arm Type F Fixed Arms (+ \$30) N Armless	Select Caster/Glide E Glide H Hard Caster S Soft Caster (+ \$20) <i>Casters available on HN6 only</i>	Select Back Type 4-Way Stretch options IM Black IF Fog IC Charcoal IH Chai IY Navy	Select Fabric See page 201	Select Frame T Black T1 Platinum Metallic
---------------------------------------	--	--	---	--------------------------------------	--

HNATA



ADJUSTABLE ARM PACK

Height and Width
Functions: **S**
(Function Key on pages 16-17)

DIMENSIONS

Arm Width:	17-20
Height from Seat:	6¼-10¼
Ship Weight:	7.5 S
Cube:	1.0

LIST PRICE

\$122

HNFPA



POLISHED ALUMINUM ARM PACK

Fixed Height

DIMENSIONS

Arm Width:	19¼
Height from Seat:	7¼
Ship Weight:	7.5 S
Cube:	1.0

LIST PRICE

\$191

OPEN MARKET

HOW TO SPECIFY

Select Model Number HNATA

HIGH-DENSITY OLSON STACKER® 4040 SERIES



Olson Stacker.

HIGH-DENSITY OLSON STACKER® 4040 SERIES

Adaptable spaces such as multi-purpose and training areas demand a chair equally flexible. Olson stacking chairs fit that bill with a lightweight frame that is easy to move throughout a space. Chairs stack up to 12 high on the floor or up to 40 high on their specially designed cart to maximize floor space when not in use. A convenient cutout in the back makes it easy to pick up and move, while the molded seat shells deliver surprising comfort. Olson stacking chairs ship in sets of four to accommodate large groups. With Olson, the benefits really stack up.



FEATURES

- Chairs ship four per carton.
- Contoured seat and back shell provide targeted support.
- Integrated lumbar support delivers long-lasting comfort.
- Integrated handle makes chair easy to carry.
- Optional ganging brackets connect chairs to form neat rows.
- Stacks up to 12 high without cart.
- Stacks up to 40 high on cart.
- Shell colors are CA Technical Bulletin 133 compliant.
- Warranted for users up to 300 lbs.



Icon Legend on page 15

HIGH-DENSITY OLSON STACKER® 4040 Series

H4041



POLYMER SEAT AND BACK DIMENSIONS

7/16" Steel Rod Frame
Chrome Legs

Depth:	21 5/8	Seat to Floor Height:	17 3/4
Width:	19 1/8	Usable Seat Depth:	17
Height:	30 5/8	Ship Weight:	57 Ⓢ
Seat Depth:	18 1/4	Cube:	10.6
Seat Width:	17 3/4	Weight Rating:	300 lbs.
Back Width:	17 1/2		
Back Height:	16 1/4		

LIST PRICE PER CARTON

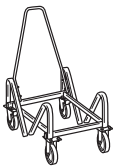
\$697
(reference single unit @
\$174.25

+ 4040 Series is ordered and shipped four (4) chairs per carton. Pricing shown is per carton. Each set of four (one carton), must have the same shell color. Ordering 2 of Model H4041 will result in 2 cartons being shipped, giving you 8 chairs.

! Shipped fully assembled — 4 chairs per carton. All High-Density Olson Stacker® shell colors are CA Technical Bulletin 133 compliant (no upcharge).

🔥 For Fire Code model, availability and ordering method, refer to pages 26-29.

H4043



CART FOR STACKING CHAIRS

DIMENSIONS

Depth:	35 1/2	Ship Weight:	34 Ⓢ
Width:	21 5/8	Cube:	7.8
Height:	37		

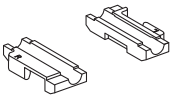
LIST PRICE

\$485

NOTES: Holds 40 stack chairs (6'-8"), some assembly required. (Chairs stack 12 high without cart.)

! Specify Black paint (T) ONLY.

H4048



GANGING CHAIR GLIDES

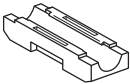
DIMENSIONS

Box of 48	Ship Weight:	1 Ⓢ
For use on models H4041, HG51 and HG52	Cube:	0.04

LIST PRICE

\$125

H4049



NON-GANGING CHAIR GLIDES

DIMENSIONS

Box of 48	Ship Weight:	1 Ⓢ
For use on models H4041, HFLEX01, HG51 and HG52	Cube:	0.04

LIST PRICE

\$98

HOW TO SPECIFY

<p>Select Model Number</p> <p>H 4 0 4 1 .</p>	<p>Select Shell Color</p> <table border="0"> <tr> <td>RG Tangelo</td> <td>LO Loft</td> </tr> <tr> <td>CR Cherry</td> <td>PT Platinum</td> </tr> <tr> <td>LM Lime</td> <td>SD Shadow</td> </tr> <tr> <td>CP Calypso</td> <td>LA Lava</td> </tr> <tr> <td>BU Surf</td> <td>ON Onyx</td> </tr> <tr> <td>RE Regatta</td> <td>WT White</td> </tr> <tr> <td>MB Mulberry</td> <td></td> </tr> </table> <p>ON .</p>	RG Tangelo	LO Loft	CR Cherry	PT Platinum	LM Lime	SD Shadow	CP Calypso	LA Lava	BU Surf	ON Onyx	RE Regatta	WT White	MB Mulberry		<p>Select Frame</p> <p>Y Chrome</p> <p>Y</p>
RG Tangelo	LO Loft															
CR Cherry	PT Platinum															
LM Lime	SD Shadow															
CP Calypso	LA Lava															
BU Surf	ON Onyx															
RE Regatta	WT White															
MB Mulberry																

PAGODA®



Pagoda Guest Chairs
and Café Stools.

PAGODA®

Roll out the welcome mat with Pagoda guest chairs. Reception areas. Private offices. Anywhere in between. Pagoda is a coordinated, versatile collection of stacking chairs and stools that easily match any environment and offer comfort for any type of activity. Standard-height chairs stack up to five high to clear valuable floor space whenever needed. Counter-height stools are great for cafés or common areas. Wherever comfort and style are equally important, Pagoda will create the look and feel you need.



FEATURES

- Guest chairs stack up to five high on the floor.
- Fully-upholstered outer back.
- Molded seat underpan protects seat fabric and creates a finished appearance when stacked.
- Optional fixed arms are gently sloped for maximum comfort.
- Tube rolled steel frame adds durability.
- Create a contemporary mixed material aesthetic.
- Optional wood veneer back is available in five attractive finishes.
- Available in hundreds of quality HON fabrics.
- Warranted for users up to 250 lbs.

MODEL OPTIONS

H4071



Stacking Arm Guest Chairs
Set of Two

H4073



Stacking Armless Guest Chairs
Set of Two

H4075



Stacking Arm Guest Chairs
Set of Two

H4077



Mobile Stacking Armless Guest Chairs
Set of Two

H4091



Stacking Arm Guest Chairs (Wood Back)
Set of Two

H4093



Stacking Armless Guest Chairs (Wood Back)
Set of Two

H4095



Stacking Arm Guest Chairs (Wood Back)
Set of Two

H4097



Mobile Stacking Armless Guest Chairs (Wood Back)
Set of Two

H4099



Café-Height Stool (Wood Back)
Footrest, Arms

H4079



Café-Height Stool (Upholstered Back)
Footrest, Arms

PAGODA® Options

CASTERS



CODE	DESCRIPTION	PRICE
H	Hard Caster	+\$0
S	Soft Caster	+\$20

*Specify for models H4075 and H4077 only

FINISH

CODE	DESCRIPTION	PRICE
C	Harvest	+\$0
D	Natural Maple	+\$0
F	Shaker Cherry	+\$0
H	Bourbon Cherry	+\$0
N	Mahogany	+\$0

*Specify for models H4091, H4093, H4095, H4097 and H4099 only

FRAME

CODE	DESCRIPTION	PRICE
T	Black	+\$0
T1	Platinum Metallic	+\$0

HON BRANDED FABRICS

GRADE 1

Attire
Centurion
Compass
Contourett Polyurethane
Dapper
Hamilton
Inertia
Optic

GRADE 2

Appoint Seating
Clyde
Dotty
Rush
Seed
Spin Seating
Whisper Vinyl

GRADE 3

In Season
Purl
Silvertex™ Vinyl

For a complete list of fabrics, including partnership fabrics, go to hon.com/fabricsandfinishes.

**Pagoda® wood back models available in Harvest (C), Natural Maple (D), Shaker Cherry (F), Bourbon Cherry (H) and Mahogany (N) only.

Reference Fabric Color Combinations on pages 18-22 for color codes and legend on page 19 for lead times. For additional HON to Supply COM fabric grade pricing, go to honready.hon.com and click on the HON to Supply COM link.

For Fire Code model, availability and ordering method, refer to pages 26-29. Available on select models, contact HON Customer Support for availability.



H4071



STACKING ARM GUEST CHAIRS

Set of Two

DIMENSIONS

Depth:	22½	Arm Width:	23¾
Width:	27¼	Seat to Floor Height:	18
Height:	33	Usable Seat Depth:	16¾
Seat Depth:	19¾	Ship Weight:	56
Seat Width:	20¼	Cube:	19.6
Back Width:	21¼	COM (per 2 pack):	2.5
Back Height:	16¼	Weight Rating:	250 lbs.

FABRIC PRICE CODES

	Per Carton List Price	Single Unit List Price
1	\$947	\$473.50
2	\$995	\$497.50
3	\$1043	\$521.50
4	\$1079	\$539.50
5	\$1115	\$557.50
6	\$1151	\$575.50
7	\$1187	\$593.50
8	\$1223	\$611.50
9	\$1259	\$629.50
10	\$1295	\$647.50
11	\$1331	\$665.50
12	\$1367	\$683.50
L	—	—

NOTES: Use Model H4069 Ganging Connectors on page 213. Ships two to a container. See shipping notes on page 210.

H4073



STACKING ARMLESS GUEST CHAIRS

Set of Two

DIMENSIONS

Depth:	22½	Seat to Floor Height:	18
Width:	21¼	Usable Seat Depth:	16¾
Height:	33	Ship Weight:	52
Seat Depth:	19¾	Cube:	18.9
Seat Width:	20¼	COM (per 2 pack):	2.5
Back Width:	21¼	Weight Rating:	250 lbs.
Back Height:	16¼		

FABRIC PRICE CODES

	Per Carton List Price	Single Unit List Price
1	\$883	\$441.50
2	\$931	\$465.50
3	\$979	\$489.50
4	\$1015	\$507.50
5	\$1051	\$525.50
6	\$1087	\$543.50
7	\$1123	\$561.50
8	\$1159	\$579.50
9	\$1195	\$597.50
10	\$1231	\$615.50
11	\$1267	\$633.50
12	\$1303	\$651.50
L	—	—

NOTES: Use Model H4069 Ganging Connectors on page 213. Ships two to a container. See shipping notes on page 210.

HOW TO SPECIFY

<p>Select Model Number</p> <div style="border: 1px solid #ccc; padding: 5px; margin-top: 10px;"> H 4 0 7 1 </div>	<p>Select Fabric</p> <p>See page 208</p> <div style="border: 1px solid #ccc; padding: 5px; margin-top: 10px;"> C U 1 0 </div>	<p>Select Frame</p> <p>T Black T1 Platinum Metallic</p> <div style="border: 1px solid #ccc; padding: 5px; margin-top: 10px;"> T </div>
---	--	--

PAGODA® 4070 Series

GSA SIN 33721



Icon Legend on page 15

H4075



STACKING ARM GUEST CHAIRS

Set of Two

DIMENSIONS

Depth:	22½	Arm Width:	23¾
Width:	27¼	Seat to Floor Height:	18
Height:	33	Usable Seat Depth:	16¾
Seat Depth:	19¾	Ship Weight:	56
Seat Width:	20¼	Cube:	19.6
Back Width:	21¼	COM (per 2 pack):	2.5
Back Height:	16¼	Weight Rating:	250 lbs.

FABRIC PRICE CODES

	Per Carton List Price	Single Unit List Price
1	\$1061	\$530.50
2	\$1109	\$554.50
3	\$1157	\$578.50
4	\$1193	\$596.50
5	\$1229	\$614.50
6	\$1265	\$632.50
7	\$1301	\$650.50
8	\$1337	\$668.50
9	\$1373	\$686.50
10	\$1409	\$704.50
11	\$1445	\$722.50
12	\$1481	\$740.50
L	—	—

H4077



MOBILE STACKING ARMLESS GUEST CHAIRS

Set of Two

DIMENSIONS

Depth:	22½	Seat to Floor Height:	18
Width:	21¼	Usable Seat Depth:	16¾
Height:	33	Ship Weight:	56
Seat Depth:	19¾	Cube:	19.5
Seat Width:	20¼	COM (per 2 pack):	2.5
Back Width:	21¼	Weight Rating:	250 lbs.
Back Height:	16¼		

FABRIC PRICE CODES

	Per Carton List Price	Single Unit List Price
1	\$999	\$499.50
2	\$1047	\$523.50
3	\$1095	\$547.50
4	\$1131	\$565.50
5	\$1167	\$583.50
6	\$1203	\$601.50
7	\$1239	\$619.50
8	\$1275	\$637.50
9	\$1311	\$655.50
10	\$1347	\$673.50
11	\$1383	\$691.50
12	\$1419	\$709.50
L	—	—

4070 Series is ordered and shipped two (2) chairs per carton. Pricing shown is per carton. Each set of two (one carton), must have the same fabric/frame color. (COM yardage shown is for two chairs.) Ordering 2 of any model will result in 2 cartons being shipped, giving you 4 chairs.

HOW TO SPECIFY

<p>Select Model Number</p> <p>H 4 0 7 5 .</p>	<p>Select Caster</p> <p>H Hard Caster S Soft Caster (+ \$20) <i>Specify for models H4075 and H4077 only</i></p> <p>H .</p>	<p>Select Fabric</p> <p>See page 208</p> <p>C U 1 0 .</p>	<p>Select Frame</p> <p>T Black T1 Platinum Metallic</p> <p>T</p>
--	---	--	---



H4091



STACKING ARM GUEST CHAIRS

Wood Back
Set of Two

DIMENSIONS

Depth:	22½	Arm Width:	23¾
Width:	27¼	Seat to Floor Height:	18
Height:	32½	Usable Seat Depth:	16¾
Seat Depth:	19¾	Ship Weight:	51
Seat Width:	20¼	Cube:	19.6
Back Width:	21¼	COM (per 2 pack):	1.0
Back Height:	16¼	Weight Rating:	250 lbs.

FABRIC PRICE CODES

	Per Carton List Price	Single Unit List Price
1	\$1101	\$550.50
2	\$1125	\$562.50
3	\$1149	\$574.50
4	\$1167	\$583.50
5	\$1185	\$592.50
6	\$1203	\$601.50
7	\$1221	\$610.50
8	\$1239	\$619.50
9	\$1257	\$628.50
10	\$1275	\$637.50
11	\$1293	\$646.50
12	\$1311	\$655.50
L	—	—

NOTES: Use Model H4069 Ganging Connectors on page 213.

! Ships two per carton. See note on page 212 for ordering.

H4093



STACKING ARMLESS GUEST CHAIRS

Wood Back
Set of Two

DIMENSIONS

Depth:	22½	Seat to Floor Height:	18
Width:	21¼	Usable Seat Depth:	16¾
Height:	32½	Ship Weight:	49
Seat Depth:	19¾	Cube:	18.9
Seat Width:	20¼	COM (per 2 pack):	1.0
Back Width:	20½	Weight Rating:	250 lbs.
Back Height:	16¼		

FABRIC PRICE CODES

	Per Carton List Price	Single Unit List Price
1	\$1038	\$519.00
2	\$1062	\$531.00
3	\$1086	\$543.00
4	\$1104	\$552.00
5	\$1122	\$561.00
6	\$1140	\$570.00
7	\$1158	\$579.00
8	\$1176	\$588.00
9	\$1194	\$597.00
10	\$1212	\$606.00
11	\$1230	\$615.00
12	\$1248	\$624.00
L	—	—

NOTES: Use Model H4069 Ganging Connectors on page 213.

! Ships two per carton. See note on page 212 for ordering.

! Pagoda® wood back models available in Harvest (C), Natural Maple (D), Shaker Cherry (F), Bourbon Cherry (H) and Mahogany (N) only.

HOW TO SPECIFY

<p>Select Model Number</p> <p>H 4 0 9 1 .</p>	<p>Select Finish Color</p> <p>See page 208</p> <p>H .</p>	<p>Select Fabric</p> <p>See page 208</p> <p>C U 1 0 .</p>	<p>Select Frame</p> <p>T Black TI Platinum Metallic</p> <p>T</p>
--	--	--	---

PAGODA® 4090 Series

GSA SIN 33721



Icon Legend on page 15

H4095



STACKING ARM GUEST CHAIRS

Wood Back
Set of Two

DIMENSIONS

Depth:	22½	Arm Width:	23¾
Width:	27¼	Seat to Floor Height:	18
Height:	32½	Usable Seat Depth:	16¾
Seat Depth:	19¾	Ship Weight:	53
Seat Width:	20¼	Cube:	19.6
Back Width:	20½	COM (per 2 pack):	1.0
Back Height:	16¼	Weight Rating:	250 lbs.

FABRIC PRICE CODES

	Per Carton List Price	Single Unit List Price
1	\$1216	\$608.00
2	\$1240	\$620.00
3	\$1264	\$632.00
4	\$1282	\$641.00
5	\$1300	\$650.00
6	\$1318	\$659.00
7	\$1336	\$668.00
8	\$1354	\$677.00
9	\$1372	\$686.00
10	\$1390	\$695.00
11	\$1408	\$704.00
12	\$1426	\$713.00
L	—	—

! Ships two per carton. See note below for ordering.

H4097



MOBILE STACKING ARMLESS GUEST CHAIRS

Wood Back
Set of Two

DIMENSIONS

Depth:	22½	Seat to Floor Height:	18
Width:	21¼	Usable Seat Depth:	16¾
Height:	32½	Ship Weight:	51
Seat Depth:	19¾	Cube:	19.6
Seat Width:	20¼	COM (per 2 pack):	1.0
Back Width:	20½	Weight Rating:	250 lbs.
Back Height:	16¼		

FABRIC PRICE CODES

	Per Carton List Price	Single Unit List Price
1	\$1154	\$577.00
2	\$1178	\$589.00
3	\$1202	\$601.00
4	\$1220	\$610.00
5	\$1238	\$619.00
6	\$1256	\$628.00
7	\$1274	\$637.00
8	\$1292	\$646.00
9	\$1310	\$655.00
10	\$1328	\$664.00
11	\$1346	\$673.00
12	\$1364	\$682.00
L	—	—

! Ships two per carton. See note below for ordering.

- 4090 Series is ordered and shipped two (2) chairs per carton. Pricing shown is per carton. Each set of two (one carton), must have the same fabric/frame color. (COM yardage shown is for two chairs.) Ordering 2 of any model will result in 2 cartons being shipped, giving you 4 chairs.
- Pagoda® wood back models available in Harvest (C), Natural Maple (D), Shaker Cherry (F), Bourbon Cherry (H) and Mahogany (N) only.

HOW TO SPECIFY

Select Model Number H 4 0 9 5 .	Select Finish Color See page 208 H .	Select Fabric See page 208 C U 1 0 .	Select Frame T Black T1 Platinum Metallic T
---	---	---	---



PAGODA® 4070/4090 Series

H4099



CAFÉ-HEIGHT STOOL

Wood Back
Footrest
Arms

DIMENSIONS

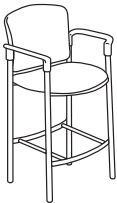
Depth:	22½	Arm Width:	23¾
Width:	27¼	Seat to Floor Height:	29⅝
Height:	44⅝	Usable Seat Depth:	16¾
Seat Depth:	19¾	Ship Weight:	34
Seat Width:	20¼	Cube:	19.3
Back Width:	20½	COM:	1.0
Back Height:	16¼	Weight Rating:	250 lbs.

FABRIC PRICE CODES

Single Unit List Price	
1	\$710.00
2	\$734.00
3	\$758.00
4	\$776.00
5	\$794.00
6	\$812.00
7	\$830.00
8	\$848.00
9	\$866.00
10	\$884.00
11	\$902.00
12	\$920.00
L	—

NOTES: Model H4099 is ordered and shipped one (1) per carton.

H4079



CAFÉ-HEIGHT STOOL

Upholstered Back
Footrest
Arms

DIMENSIONS

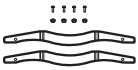
Depth:	22½	Arm Width:	23¾
Width:	27¼	Seat to Floor Height:	29⅝
Height:	44⅝	Usable Seat Depth:	16¾
Seat Depth:	19¾	Ship Weight:	39
Seat Width:	20¼	Cube:	19.3
Back Width:	21¼	COM:	1.0
Back Height:	16¼	Weight Rating:	250 lbs.

FABRIC PRICE CODES

Single Unit List Price	
1	\$618.00
2	\$666.00
3	\$714.00
4	\$750.00
5	\$786.00
6	\$822.00
7	\$858.00
8	\$894.00
9	\$930.00
10	\$966.00
11	\$1002.00
12	\$1038.00
L	—

NOTES: Upholstered back. Model H4079 is ordered and shipped one (1) per carton.

H4069



GANGING CONNECTORS

(hardware included)

DIMENSIONS

Ship Weight:	2 Ⓢ
Cube:	0.05

LIST PRICE

\$66.00

NOTES: Specify Chairs frame color: Black (T)
 ⚠ For use on models H4071, H4073, H4091 and H4093.

HOW TO SPECIFY

<p>Select Model Number</p> <p>See page 208</p> <p>Specify for model H4099 only</p>	<p>Select Finish Color</p> <p>See page 208</p> <p>Specify for model H4099 only</p>	<p>Select Fabric</p> <p>See page 208</p>	<p>Select Frame</p> <p>T Black T1 Platinum Metallic</p>
<p>H 4 0 7 9 .</p> <p>H 4 0 9 9 .</p>	<p>H .</p>	<p>C U 1 0 .</p> <p>C U 1 0 .</p>	<p>T</p> <p>T</p>

PARK AVENUE COLLECTION® 5000 SERIES



Park Avenue Executive High-Back Chair shown with 94000 Series™ Desk and Credenza.

PARK AVENUE COLLECTION® 5000 SERIES

Park Avenue seating is your address for elegance. Task chairs feature a choice of Polished Aluminum or Black frame with inlaid wood accents, as well as an elegant tuxedo back design that creates a sophisticated look.



TASK CHAIR FEATURES

- Mid-range knee-tilt mechanism allows for a natural, comfortable recline.
- Pneumatic seat height adjustment moves the seat up and down to adapt to various body heights.
- Tilt tension controls the rate and ease of recline.
- Tilt lock allows the user to lock out the tilt function.
- Arms feature a urethane top pad.
- Base features a steel substrate with hardwood base caps.
- Warranted for users up to 275 lbs.

PARK AVENUE COLLECTION®

5000 Series Options

MODEL OPTIONS

H5001



Executive High-Back

Pneumatic, Swivel, Mid-range
Knee Tilt, Tilt Tension, Tilt Lock,
Open Loop Arms

H5002



Managerial Mid-Back

Pneumatic, Swivel, Mid-range
Knee Tilt, Tilt Tension, Tilt Lock,
Open Loop Arms

AVAILABLE FINISHES

Park Avenue Collection® 5000 Series
Seating is available in 8 wood finishes.

WOOD FINISHES

Bourbon Cherry (H)

Cognac (COGN)

Harvest (C)

Mahogany (N)

Mocha (MOCH)

Natural Maple (D)

Pinnacle (PINC)

Shaker Cherry (F)

HON BRANDED FABRICS

GRADE 1

Centurion
Compass
Contourett Polyurethane
Dapper
Hamilton
Inertia
Optic

GRADE 2

Appoint Seating
Clyde
Dotty
Rush
Seed
Spin Seating
Whisper Vinyl

GRADE 3

Purl
Silvertex™ Vinyl

GRADE L

Denver Leather

For a complete list of fabrics, including partnership fabrics, go to hon.com/fabricsandfinishes.

Reference Fabric Color Combinations on pages 18-22 for color codes and legend on page 19 for lead times. For additional HON to Supply COM fabric grade pricing, go to honready.hon.com and click on the HON to Supply COM link.

⚡ For Fire Code model, availability and ordering method, refer to pages 26-29. Available on select models, contact HON Customer Support for availability.

PARK AVENUE COLLECTION®

5000 Series

GSA SIN 33721



Icon Legend on page 15

H5001



EXECUTIVE HIGH-BACK

Pneumatic
Swivel
Mid-range Knee Tilt
Tilt Tension
Tilt Lock
Open Loop Arms
Functions: **A, E, G, K, L**
(Function Key on pages 16-17)

DIMENSIONS

Depth:	29	Arm Width:	20
Width:	26	Seat to Floor Height:	17 ³ / ₄ -22 ¹ / ₂
Height:	44 ¹ / ₂	Usable Seat Depth:	17 ⁵ / ₈
Seat Depth:	19 ¹ / ₂	Ship Weight:	61
Seat Width:	20	Cube:	23.7
Back Width:	20	COM:	3.0
Back Height:	26 ¹ / ₄	Weight Rating:	250 lbs.

FABRIC PRICE CODES

1	\$1079	8	\$1493
2	\$1151	9	\$1547
3	\$1223	10	\$1601
4	\$1277	11	\$1655
5	\$1331	12	\$1709
6	\$1385	L	\$1679
7	\$1439		

NOTES: Arms are selected hardwood with urethane top pads.

H5002



MANAGERIAL MID-BACK

Pneumatic
Swivel
Mid-range Knee Tilt
Tilt Tension
Tilt Lock
Open Loop Arms
Functions: **A, E, G, K, L**
(Function Key on pages 16-17)

DIMENSIONS

Depth:	29	Arm Width:	20
Width:	26	Seat to Floor Height:	17 ³ / ₄ -22 ¹ / ₂
Height:	39 ¹ / ₂	Usable Seat Depth:	17 ⁵ / ₈
Seat Depth:	19 ¹ / ₂	Ship Weight:	57
Seat Width:	20	Cube:	18.5
Back Width:	20	COM:	2.5
Back Height:	19 ¹ / ₄	Weight Rating:	250 lbs.

FABRIC PRICE CODES

1	\$1051	8	\$1396
2	\$1111	9	\$1441
3	\$1171	10	\$1486
4	\$1216	11	\$1531
5	\$1261	12	\$1576
6	\$1306	L	\$1551
7	\$1351		

NOTES: Arms are selected hardwood with urethane top pads.

HON Recommendation: H5001.MOCH.CU__ - List Price \$1079

HOW TO SPECIFY

Select
Model Number

H5001

Select
Finish

See page 215

MOCH

Select
Fabric

See page 215

CU10

PARK AVENUE COLLECTION® 5020 SERIES



Park Avenue Mid-Back Chairs shown with Preside® Conference Table.

PARK AVENUE COLLECTION® 5020 SERIES

Park Avenue seating is your address for elegance. This family of task and guest seating features all-day comfort with upscale accents. Task chairs feature a Polished Aluminum base, as well as an elegant tuxedo back design that creates a sophisticated look. Guest seating welcomes visitors in style and leaves a lasting impression. If you're looking to put yourself, your coworkers and your visitors at ease, make a move to Park Avenue.



GUEST CHAIR FEATURES

- Fully-upholstered outer back.
- Backs feature sewn seams for a tailored look.
- Black powder coated frame.
- Warranted for users up to 275 lbs.

TASK CHAIR FEATURES

- Mid-range knee-tilt mechanism allows for a natural, comfortable recline.
- Pneumatic seat height adjustment moves the seat up and down to adapt to various body heights.
- Tilt tension controls the rate and ease of recline.
- Tilt lock allows the user to lock out the tilt function.
- Arms feature a urethane top pad.
- Polished Aluminum base.
- Warranted for users up to 275 lbs.

PARK AVENUE COLLECTION®

5020 Series Options

MODEL OPTIONS

H5021



Executive High-Back

Pneumatic, Swivel, Mid-range Knee Tilt, Tilt Tension, Tilt Lock, Open Loop Arms

H5022



Managerial Mid-Back

Pneumatic, Swivel, Mid-range Knee Tilt, Tilt Tension, Tilt Lock, Open Loop Arms

H5023



Guest Chair

Sled Base, Arms

CASTERS



CODE	DESCRIPTION	PRICE
H	Hard Caster	+\$0



S	Soft Caster	+\$30
---	-------------	--------------

*Specify for models H5021 and H5022 only

HON BRANDED FABRICS

GRADE 1

Attire
Centurion
Compass
Contourett Polyurethane
Dapper
Hamilton
Inertia
Optic

GRADE 2

Appoint Seating
Clyde
Dotty
Rush
Seed
Spin Seating
Whisper Vinyl

GRADE 3

Purl
Silvertex™ Vinyl

GRADE L

Denver Leather

For a complete list of fabrics, including partnership fabrics, go to hon.com/fabricsandfinishes.

Reference Fabric Color Combinations on pages 18-22 for color codes and legend on page 19 for lead times. For additional HON to Supply COM fabric grade pricing, go to honready.hon.com and click on the HON to Supply COM link.

For Fire Code model, availability and ordering method, refer to pages 26-29. Available on select models, contact HON Customer Support for availability.



PARK AVENUE COLLECTION®

5020 Series

H5021



EXECUTIVE HIGH-BACK

Pneumatic
Swivel
Mid-range Knee Tilt
Tilt Tension
Tilt Lock
Open Loop Arms
Functions: **A, E, G, K, L**
(Function Key on pages 16-17)

DIMENSIONS

Depth:	29	Arm Width:	20
Width:	26	Seat to Floor Height:	17 ³ / ₄ -22 ¹ / ₂
Height:	44 ¹ / ₂	Usable Seat Depth:	17 ⁵ / ₈
Seat Depth:	17 ⁵ / ₈	Ship Weight:	57
Seat Width:	20	Cube:	16.0
Back Width:	20	COM:	3.0
Back Height:	26 ¹ / ₄	Weight Rating:	250 lbs.

FABRIC PRICE CODES

1	\$1166	8	\$1580
2	\$1238	9	\$1634
3	\$1310	10	\$1688
4	\$1364	11	\$1742
5	\$1418	12	\$1796
6	\$1472	L	\$1766
7	\$1526		

Polished aluminum base

H5022



MANAGERIAL MID-BACK

Pneumatic
Swivel
Mid-range Knee Tilt
Tilt Tension
Tilt Lock
Open Loop Arms
Functions: **A, E, G, K, L**
(Function Key on pages 16-17)

DIMENSIONS

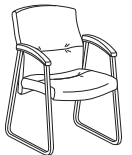
Depth:	29	Arm Width:	20
Width:	26	Seat to Floor Height:	17 ³ / ₄ -22 ¹ / ₂
Height:	38 ¹ / ₂	Usable Seat Depth:	17 ⁵ / ₈
Seat Depth:	17 ⁵ / ₈	Ship Weight:	54
Seat Width:	20	Cube:	16.0
Back Width:	20	COM:	2.5
Back Height:	19 ¹ / ₄	Weight Rating:	250 lbs.

FABRIC PRICE CODES

1	\$1139	8	\$1484
2	\$1199	9	\$1529
3	\$1259	10	\$1574
4	\$1304	11	\$1619
5	\$1349	12	\$1664
6	\$1394	L	\$1639
7	\$1439		

Polished aluminum base

H5023



GUEST CHAIR

Sled Base
Arms

DIMENSIONS

Depth:	27	Arm Width:	20
Width:	25	Seat to Floor Height:	18 ¹ / ₂
Height:	35 ¹ / ₂	Usable Seat Depth:	17 ⁵ / ₈
Seat Depth:	17 ⁵ / ₈	Ship Weight:	45
Seat Width:	20	Cube:	18.4
Back Width:	20	COM:	2.5
Back Height:	19 ¹ / ₄	Weight Rating:	250 lbs.

FABRIC PRICE CODES

1	\$881	8	\$1226
2	\$941	9	\$1271
3	\$1001	10	\$1316
4	\$1046	11	\$1361
5	\$1091	12	\$1406
6	\$1136	L	\$1381
7	\$1181		

Black powder coated frame

HON Recommendation: H5021.H.CU__ - List Price \$1166

HOW TO SPECIFY

Select Model Number

H5021

Select Caster

H Hard Caster
S Soft Caster (+ \$30)
Specify for models H5021 and H5022 only

H

Select Fabric

See page 218

CU10

PERCH™ Active Seating

OPEN MARKET



Icon Legend on page 15

HVLPERCH



PERCH STOOL

Pneumatic
Swivel
Pivot Base

DIMENSIONS

Depth:	16½	Seat to Floor Height:	23¾-35
Width:	15¾	Usable Seat Depth:	14½
Seat Depth:	14½	Ship Weight:	22 Ⓢ
Seat Width:	14½	Cube:	3.13
		Weight Rating:	250 lbs.

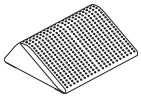
PRICE CODE

Fabric **\$507**

NOTES: Fabric seat in Black and Charcoal. Built-in handle. Active pivot base. Silver frame. **HON 5-Year Limited Warranty.**

HON Recommendation: HVLPERCH.ASF10.X - List Price \$507

HVL991



FOOTREST

Anti-Slip Cover

DIMENSIONS

Depth:	13¾	Ship Weight:	7 Ⓢ
Width:	16	Cube:	0.9
Height:	5½	Weight Rating:	250 lbs.

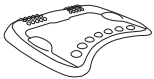
LIST PRICE

\$82

! Available in Black (T) finish ONLY. **HON 5-Year Limited Warranty.**

SPECIFYING EXAMPLE: HVL991.T

HBEAFM1



ANTI-FATIGUE MAT

Ergonomic

DIMENSIONS

Depth:	25	Ship Weight:	7
Width:	29⅞	Cube:	1.4
Height:	2¾		

LIST PRICE

\$219

! Available in Black ONLY. No specification needed. **HON 5-Year Limited Warranty.**

SPECIFYING EXAMPLE: HBEAFM1

HOW TO SPECIFY

<p>Select Model Number</p> <p>H V L P E R C H .</p>	<p>Select Fabric</p> <p>ASF10 Black Fabric ASF19 Charcoal Fabric</p> <p>A S F 1 0 .</p>	<p>Select Frame</p> <p>X Silver</p> <p>X</p>
---	---	--

PERPETUAL[®] NESTING CHAIRS



PERPETUAL[®] NESTING CHAIRS

Always attractive, always supportive — that's Perpetual. Provide full-time comfort to even part-time workers with the Perpetual line of multi-purpose seating. The flip-up seat design maximizes space by allowing Perpetual to be easily nested. The passive back design moves with the user to deliver added comfort for all day meetings. Save space without sacrificing comfort with Perpetual.



FEATURES

- Flip-up seat allows chairs to nest and save floor space.
- Backrest reclines for added comfort.
- Tube rolled steel frame adds durability.
- Underside of seat is fully-upholstered for a clean appearance when nested.
- All-surface casters roll effortlessly and silently.
- Available in hundreds of quality HON fabrics.
- Warranted for users up to 300 lbs.

PERPETUAL[®] Nesting Chairs Options

MODEL OPTIONS

HPN1



Nesting Chair (Flex-back)

Armless, Four Legs

HPN2



Nesting Chair (Flex-back)

Fixed Arms, Four Legs

CASTER/ GLIDE



CODE	DESCRIPTION	PRICE
A	All-surface	+\$0
G	Bell Glide	+\$25

FRAME

CODE	DESCRIPTION	PRICE
T	Black	+\$0
T1	Platinum Metallic	+\$0

BACK STYLE



CODE	DESCRIPTION	PRICE
UU	Upholstered Back	+\$0

HON BRANDED FABRICS

GRADE 1

Attire
Centurion
Compass
Contourett Polyurethane
Dapper
Hamilton
Inertia
Optic

GRADE 2

Appoint Seating
Clyde
Dotty
Rush
Seed
Spin Seating
Whisper Vinyl

GRADE 3

Purl
Silvertext™ Vinyl

For a complete list of fabrics, including partnership fabrics, go to hon.com/fabricsandfinishes.

Reference Fabric Color Combinations on pages 18-22 for color codes and legend on page 19 for lead times. For additional HON to Supply COM fabric grade pricing, go to honready.hon.com and click on the HON to Supply COM link.

For Fire Code model, availability and ordering method, refer to pages 26-29. Available on select models, contact HON Customer Support for availability.



PERPETUAL[®] Nesting Chairs

HPN1



Model HPN1AUU shown

NESTING CHAIR

Flex-back
Armless
Four Legs

DIMENSIONS

Depth:	26	Seat to Floor Height:	19 ¹ / ₈
Width:	26	Usable Seat Depth:	16 ¹ / ₂
Height:	36	Ship Weight:	38
Seat Depth:	17 ³ / ₄	Cube:	15.2
Seat Width:	17	COM:	1.5
Back Width:	17 ¹ / ₂	Weight Rating:	300 lbs.
Back Height:	15 ³ / ₄		

FABRIC PRICE CODES

1	\$673	8	\$880
2	\$709	9	\$907
3	\$745	10	\$934
4	\$772	11	\$961
5	\$799	12	\$988
6	\$826	L	—
7	\$853		

HPN2



Model HPN2AUU shown

NESTING CHAIR

Flex-back
Fixed Arms
Four Legs

DIMENSIONS

Depth:	26	Arm Width:	20 ³ / ₄
Width:	26	Seat to Floor Height:	19 ¹ / ₈
Height:	36	Usable Seat Depth:	16 ¹ / ₂
Seat Depth:	17 ³ / ₄	Ship Weight:	41
Seat Width:	17	Cube:	15.2
Back Width:	17 ¹ / ₂	COM:	1.5
Back Height:	15 ³ / ₄	Weight Rating:	300 lbs.

FABRIC PRICE CODES

1	\$745	8	\$952
2	\$781	9	\$979
3	\$817	10	\$1006
4	\$844	11	\$1033
5	\$871	12	\$1060
6	\$898	L	—
7	\$925		

HOW TO SPECIFY

<p>Select Model Number</p> <p>HPN1</p>	<p>Select Caster/Glide</p> <p>A All-surface G Glide (+ \$25)</p> <p>A</p>	<p>Select Back Type</p> <p>UU Upholstered Back</p> <p>UU</p>	<p>Select Fabric</p> <p>Note: For models with upholstered back, seat and back are always matching fabric See page 222</p> <p>CU10</p>	<p>Select Frame</p> <p>T Black T1 Platinum Metallic</p> <p>T</p>
---	--	---	--	---

PILLOW-SOFT® 2090 SERIES



Pillow-Soft High-Back Executive and Sled Base Guest Chairs shown with 10700 Series™ desks.

PILLOW-SOFT® 2090 SERIES

Pillow-Soft chairs combine comfort, style and selection to deliver the ultimate seating experience. Each executive chair in the collection combines thick memory foam cushioning with built-in lumbar support to reduce fatigue and increase comfort. Besides the full body support, it adds an authoritative presence to the office. The plush tufted leather or fabric will add a touch of sophistication to your office.



FEATURES

- Responsive memory foam eliminates pressure points and provides lasting comfort.
- Loop arms relieve stress on the shoulder and neck.
- Fully-upholstered outer back.
- Memory foam seat cushion reduces pressure points and responds to contours of the body for lasting comfort.
- Task chairs come standard with pneumatic seat height adjustment, tilt, tilt tension and tilt lock.
- Dual-wheel casters roll effortlessly and silently.
- Warranted for users up to 300 lbs.

PILLOW-SOFT® 2090 Series Options

MODEL OPTIONS

H2091



Executive High-Back

Pneumatic, Swivel, Tilt, Tilt Tension, Tilt Lock, Arms

H2095



Executive High-Back

Pneumatic, Swivel, Tilt, Tilt Tension, Tilt Lock, Arms

H2092



Managerial Mid-Back

Pneumatic, Swivel, Tilt, Tilt Tension, Tilt Lock, Arms

H2093



Guest Chair

Sled Base, Arms

CASTERS



CODE	DESCRIPTION	PRICE
H	Hard Caster	+ \$0



S	Soft Caster	+ \$30
----------	-------------	---------------

HON BRANDED FABRICS

GRADE 1

Black Vinyl
Burgundy Vinyl
Centurion
Compass
Contourett Polyurethane
Dapper
Hamilton
Inertia
Optic

GRADE 2

Appoint Seating
Clyde
Dotty
Rush
Seed
Spin Seating
Whisper Vinyl

GRADE 3

Purl
Silvertex™ Vinyl

For a complete list of fabrics, including partnership fabrics, go to hon.com/fabricsandfinishes.

Reference Fabric Color Combinations on pages 18-22 for color codes and legend on page 19 for lead times. For additional HON to Supply COM fabric grade pricing, go to honready.hon.com and click on the HON to Supply COM link.

🔥 For Fire Code model, availability and ordering method, refer to pages 26-29. Available on select models, contact HON Customer Support for availability.

PILLOW-SOFT® 2090 Series

GSA SIN 33721 EXCEPT AS NOTED



Icon Legend on page 15

H2091



EXECUTIVE HIGH-BACK

Pneumatic
Swivel
Tilt
Tilt Tension
Tilt Lock
Arms
Functions: **A, E, F, K, L**
(Function Key on pages 16-17)

DIMENSIONS

Depth: 29¾
Width: 26¼
Height: 46½
Seat Depth: 21
Seat Width: 22
Back Width: 22
Back Height: 25
Arm Width: 20¼
Seat to Floor Height: 16¾-21¼
Usable Seat Depth: 18½
Ship Weight: 57
Cube: 16.0
COM: 3.0
Weight Rating: 300 lbs.

FABRIC PRICE CODES

1	\$652	8	\$1066
2	\$724	9	\$1120
3	\$796	10	\$1174
4	\$850	11	\$1228
5	\$904	12	\$1282
6	\$958	L	\$802
7	\$1012		

NOTES: When selecting leather, the 2090 Series uses SR Leather only. All models are also available in Grade 1 EB vinyl (which matches SR Leather).

H2095



OPEN MARKET

EXECUTIVE HIGH-BACK

Pneumatic
Swivel
Tilt
Tilt Tension
Tilt Lock
Padded Loop Arms
Functions: **A, E, F, K, L**
(Function Key on pages 16-17)

DIMENSIONS

Depth: 29½
Width: 26¾
Height: 47½
Seat Depth: 17½
Seat Width: 21
Back Width: 21
Back Height: 29½
Arm Width: 21
Seat to Floor Height: 16-21
Usable Seat Depth: 17½
Ship Weight: 57
Cube: 7.1
COM: N/A
Weight Rating: 275 lbs.

FABRIC PRICE CODES

Fabric
PWST10 \$514 (Black)
SofThread™ Leather
PWST11 \$534 (Black)

NOTES: When selecting upholstery, the H2095 is only available in PWST10 (Black fabric) and PWST11 (Black SofThread™ Leather).

H2092



MANAGERIAL MID-BACK

Pneumatic
Swivel
Tilt
Tilt Tension
Tilt Lock
Arms
Functions: **A, E, F, K, L**
(Function Key on pages 16-17)

DIMENSIONS

Depth: 28¾
Width: 26¼
Height: 41¾
Seat Depth: 21
Seat Width: 22
Back Width: 22
Back Height: 19⅝
Arm Width: 20¼
Seat to Floor Height: 16¾-21¼
Usable Seat Depth: 18½
Ship Weight: 54
Cube: 16.0
COM: 3.0
Weight Rating: 300 lbs.

FABRIC PRICE CODES

1	\$623	8	\$1037
2	\$695	9	\$1091
3	\$767	10	\$1145
4	\$821	11	\$1199
5	\$875	12	\$1253
6	\$929	L	\$773
7	\$983		

NOTES: When selecting leather, the 2090 Series uses SR Leather only. All models are also available in Grade 1 EB vinyl (which matches SR Leather).

H2093



GUEST CHAIR

Sled Base
Arms

DIMENSIONS

Depth: 27¾
Width: 23¼
Height: 36
Seat Depth: 21½
Seat Width: 20¾
Back Width: 21½
Back Height: 19¼
Arm Width: 19¾
Seat to Floor Height: 19½
Usable Seat Depth: 19
Ship Weight: 38
Cube: 16.1
COM: 2.5
Weight Rating: 300 lbs.

FABRIC PRICE CODES

1	\$498	8	\$843
2	\$558	9	\$888
3	\$618	10	\$933
4	\$663	11	\$978
5	\$708	12	\$1023
6	\$753	L	\$648
7	\$798		

NOTES: When selecting leather, the 2090 Series uses SR Leather only. All models are also available in Grade 1 EB vinyl (which matches SR Leather).

HOW TO SPECIFY

HON Recommendation: H2091.H.SR11.T - List Price \$802

<p>Select Model Number</p> <p>H 2 0 9 1 .</p>	<p>Select Caster</p> <p>H Hard Caster S Soft Caster (+ \$30) <i>Does not apply to models H2093 or H2095</i></p> <p>H .</p>	<p>Select Fabric</p> <p>See page 225 <i>H2095 only available in 2 fabric options. See above for pricing and selection.</i></p> <p>S R 1 1 .</p>	<p>Select Frame</p> <p>T Black</p> <p>T</p>
--	---	--	--

PILLOW-SOFT® 2190 SERIES



Pillow-Soft Executive High-Back and Guest Chairs shown with Park Avenue Collection® Laminate desks.

PILLOW-SOFT® 2190 SERIES

Pillow-Soft chairs combine comfort, style and selection to deliver the ultimate seating experience. Each executive chair in the collection combines thick memory foam cushioning with built-in lumbar support to reduce fatigue and increase comfort. Besides the full body support, it adds an authoritative presence to the office. The plush tufted leather or fabric and optional hardwood accents will add a touch of sophistication to your office.



FEATURES

- Responsive memory foam eliminates pressure points and provides lasting comfort.
- Loop arms relieve stress on the shoulder and neck.
- Fully-upholstered outer back.
- Base features a steel substrate with hardwood base caps.
- Memory foam seat cushion reduces pressure points and responds to contours of the body for lasting comfort.
- Dual-wheel casters roll effortlessly and silently.
- Solid hardwood in one of eight attractive finishes.
- Warranted for users up to 275 lbs.

PILLOW-SOFT® 2190 Series Options

MODEL OPTIONS

H2191



Executive High-Back

Pneumatic, Swivel, Tilt, Tilt Tension, Tilt Lock, Open Padded Loop Arms

H2192



Managerial Mid-Back

Pneumatic, Swivel, Tilt, Tilt Tension, Tilt Lock, Open Padded Loop Arms

H2194



Guest Chair

4-Leg Base, Open Loop Arms

AVAILABLE FINISHES

Pillow-Soft® 2190 Series Seating is available in 8 wood finishes.

WOOD FINISHES

Bourbon Cherry (H)

Cognac (COGN)

Harvest (C)

Mahogany (N)

Mocha (MOCH)

Natural Maple (D)

Pinnacle (PINC)

Shaker Cherry (F)

HON BRANDED FABRICS

GRADE 1

Black Vinyl
Burgundy Vinyl
Centurion
Compass
Contourett Polyurethane
Dapper
Hamilton
Inertia
Optic

GRADE 2

Appoint Seating
Clyde
Dotty
Rush
Seed
Spin Seating
Whisper Vinyl

GRADE 3

Purl
Silvertex™ Vinyl

For a complete list of fabrics, including partnership fabrics, go to hon.com/fabricsandfinishes.

Reference Fabric Color Combinations on pages 18-22 for color codes and legend on page 19 for lead times. For additional HON to Supply COM fabric grade pricing, go to honready.hon.com and click on the HON to Supply COM link.

🔥 For Fire Code model, availability and ordering method, refer to pages 26-29. Available on select models, contact HON Customer Support for availability.



PILLOW-SOFT® 2190 Series

H2191



EXECUTIVE HIGH-BACK

Pneumatic
Swivel
Tilt
Tilt Tension
Tilt Lock
Open Padded Loop Arms
Functions: **A, E, F, K, L**
(Function Key on pages 16-17)

DIMENSIONS

Depth: 29¾
Width: 26¼
Height: 46½
Seat Depth: 21
Seat Width: 22
Back Width: 22
Back Height: 25
Arm Width: 22¼
Seat to Floor Height: 16¾-21¼
Usable Seat Depth: 18½
Ship Weight: 60
Cube: 16.0
COM: 3.0
Weight Rating: 250 lbs.

FABRIC PRICE CODES

1	\$1024	8	\$1438
2	\$1096	9	\$1492
3	\$1168	10	\$1546
4	\$1222	11	\$1600
5	\$1276	12	\$1654
6	\$1330	L	\$1174
7	\$1384		

NOTES: Arms are laminated hardwood with urethane top pads. Also available in Grade 1 vinyl EB11 and EB69. (EB matching vinyl used with SR Leather).

H2192



MANAGERIAL MID-BACK

Pneumatic
Swivel
Tilt
Tilt Tension
Tilt Lock
Open Padded Loop Arms
Functions: **A, E, F, K, L**
(Function Key on pages 16-17)

DIMENSIONS

Depth: 28¾
Width: 26¼
Height: 41¾
Seat Depth: 21
Seat Width: 22
Back Width: 22
Back Height: 19⅝
Arm Width: 22¼
Seat to Floor Height: 16¾-21¼
Usable Seat Depth: 18½
Ship Weight: 57
Cube: 16.0
COM: 2.5
Weight Rating: 250 lbs.

FABRIC PRICE CODES

1	\$995	8	\$1340
2	\$1055	9	\$1385
3	\$1115	10	\$1430
4	\$1160	11	\$1475
5	\$1205	12	\$1520
6	\$1250	L	\$1145
7	\$1295		

NOTES: Arms are laminated hardwood with urethane top pads. Also available in Grade 1 vinyl EB11 and EB69. (EB matching vinyl used with SR Leather).

H2194



GUEST CHAIR

4-Leg Base
Open Loop Arms

DIMENSIONS

Depth: 27½
Width: 23¼
Height: 35½
Seat Depth: 21½
Seat Width: 20¾
Back Width: 21½
Back Height: 19¼
Arm Width: 19¾
Seat to Floor Height: 19½
Usable Seat Depth: 19
Ship Weight: 49
Cube: 17.3
COM: 2.5
Weight Rating: 250 lbs.

FABRIC PRICE CODES

1	\$809	8	\$1154
2	\$869	9	\$1199
3	\$929	10	\$1244
4	\$974	11	\$1289
5	\$1019	12	\$1334
6	\$1064	L	\$959
7	\$1109		

NOTES: Guest Chairs available in 4-Leg Base. Also available in Grade 1 vinyl EB11 and EB69. (EB matching vinyl used with SR Leather).

HON Recommendation: H2191.MOCH.CU__ - List Price \$1024

HOW TO SPECIFY

<p>Select Model Number</p> <p>H 2 1 9 1</p>	<p>Select Finish</p> <p>See page 228</p> <p>MOCH</p>	<p>Select Fabric</p> <p>See page 228</p> <p>CU10</p>
---	--	--

PROMINENT™ Mesh Chairs

OPEN MARKET



Icon Legend on page 15

HVL531



HIGH-BACK

Pneumatic
Swivel
Tilt
Tilt Tension
Tilt Lock
Height-adjustable Arms

Functions: **A, E, F, K, L, Q**
(Function Key on pages 16-17)

DIMENSIONS

Depth:	27	Arm Width:	20¼
Width:	27	Seat to Floor Height:	18-22
Height:	42½	Usable Seat Depth:	18
Seat Depth:	18	Ship Weight:	36 Ⓢ
Seat Width:	21½	Cube:	5.1
Back Width:	18¾	Weight Rating:	250 lbs.
Back Height:	23		

PRICE CODE

Sandwich Mesh **\$399**
Leather **\$424**

NOTES: Comfortable and breathable mesh back. Black Sandwich Mesh or Black SofThread™ Leather seat. Black frame. Height-adjustable arms. **HON 5-Year Limited Warranty.**

HON Recommendation: HVL531.MM10 - List Price \$399

HVL530



HIGH-BACK

Synchro-tilt with Seat Slide
Back Height Adjustment
Height and Width Adjustable Arms

Functions: **A, B, D, E, J, S**
(Function Key on pages 16-17)

DIMENSIONS

Depth:	26¾	Back Height:	22¼
Width:	26	Arm Width:	18¾
Height:	44¼	Seat to Floor Height:	17¼-21
Seat Depth:	17½	Ship Weight:	46
Seat Width:	20¾	Cube:	5.0
Back Width:	17⅞	Weight Rating:	250 lbs.

PRICE CODE

Sandwich Mesh **\$432**

NOTES: **HON 5-Year Limited Warranty.**

HON Recommendation: HVL530.MM10 - List Price \$432

HVL532



HIGH-BACK

Mesh Back
Pneumatic
Swivel
Asynchronous Control
Tilt
Tilt Tension
Tilt Lock
Seat Glide Mechanism
Back Height Adjustment
Height and Width Adjustable Arms

Functions: **A, B, D, E, F, L, O, S**
(Function Key on pages 16-17)

DIMENSIONS

Depth:	26	Back Height:	23¼-24½
Width:	30¾	Arm Width:	18-22⅝
Height:	44½	Seat to Floor Height:	17-20½
Seat Depth:	17⅞-20⅞	Ship Weight:	50 Ⓢ
Seat Width:	20½	Cube:	6.5
Back Width:	19⅞	Weight Rating:	250 lbs.

PRICE CODE

Sandwich Mesh **\$475**
Leather **\$500**

NOTES: Comfortable and breathable mesh back. Black Sandwich Mesh or Black SofThread™ Leather seat. Black frame. Height and width adjustable arms. Seat glide mechanism. Asynchronous control with independent seat and back angle adjustment. **HON 5-Year Limited Warranty.**

HON Recommendation: HVL532.MM10 - List Price \$475

HOW TO SPECIFY

<p>Select Model Number</p>	<p>Select Fabric</p> <p>MM10 Black Sandwich Mesh Fabric <i>HVL530 available in MM10 only</i></p> <p>SB11 Black SofThread™ Leather</p>
<p>H V L 5 3 1 .</p>	<p>M M 1 0</p>



PROMINENT™ Mesh Chairs

HVL534



HIGH-BACK

Pneumatic
Swivel
Tilt
Tilt Tension
Tilt Lock
Height-adjustable Arms

Functions: **A, E, F, K, L, Q**
(Function Key on pages 16-17)

DIMENSIONS

Depth:	27	Arm Width:	19 ⁵ / ₈
Width:	27	Seat to Floor Height:	17 ¹ / ₈ -20 ³ / ₄
Height:	41 ¹ / ₈	Usable Seat Depth:	19 ¹ / ₈
Seat Depth:	19 ¹ / ₈	Ship Weight:	40.6 Ⓢ
Seat Width:	20 ¹ / ₈	Cube:	5.7
Back Width:	19 ¹ / ₈	Weight Rating:	250 lbs.
Back Height:	22 ³ / ₈		

PRICE CODE

Mesh \$490

NOTES: Prominent™ HVL534. Comfortable and breathable mesh back. Black Mesh seat. Height-adjustable arms. **HON 5-Year Limited Warranty.**

HON Recommendation: HVL534.MST3 - List Price \$490

HVL537



HIGH-BACK

Mesh Back
Synchro-tilt with Seat Slide
Back Height Adjustment
Height and Width Adjustable
Arms
Mesh Seat

Functions: **A, B, D, E, J, S**
(Function Key on pages 16-17)

DIMENSIONS

Depth:	26 ¹ / ₂	Arm Width:	18 ³ / ₄
Width:	26 ¹ / ₂	Seat to Floor Height:	17 ³ / ₄ -21
Height:	44 ³ / ₄	Usable Seat Depth:	17 ³ / ₄
Seat Depth:	17 ³ / ₄	Ship Weight:	46.0
Seat Width:	20 ³ / ₄	Cube:	5.0
Back Width:	17 ¹ / ₈	Weight Rating:	250 lbs.
Back Height:	22 ¹ / ₄		

PRICE CODE

Mesh \$523

NOTES: **HON 5-Year Limited Warranty.**

HON Recommendation: HVL537.MST3 - List Price \$523

HVL536



HIGH-BACK

Mesh Back
Asynchronous with Seat Slide
Back Height Adjustment
Height and Width Adjustable
Arms
Mesh Seat

Functions: **A, B, D, E, F, L, O, S**
(Function Key on pages 16-17)

DIMENSIONS

Depth:	26 ¹ / ₂	Arm Width:	18 ⁷ / ₈
Width:	26 ¹ / ₂	Seat to Floor Height:	16 ³ / ₈ -20 ³ / ₈
Height:	44 ³ / ₄	Usable Seat Depth:	17 ¹ / ₈
Seat Depth:	17 ³ / ₄	Ship Weight:	48.7
Seat Width:	20 ¹ / ₂	Cube:	6.3
Back Width:	17 ¹ / ₈	Weight Rating:	250 lbs.
Back Height:	22 ³ / ₈		

PRICE CODE

Mesh \$555

NOTES: **HON 5-Year Limited Warranty.**

HON Recommendation: HVL536.MST3 - List Price \$555

HVL539



TASK STOOL

Mesh Back
Pneumatic
Swivel
Height and Width Adjustable
Arms
Adjustable Footring

Functions: **A, E, S**
(Function Key on pages 16-17)

DIMENSIONS

Depth:	27 ⁹ / ₁₆	Arm Width:	18 ¹ / ₈
Width:	28 ¹⁷ / ₃₂	Seat to Floor Height:	21 ¹⁹ / ₃₂ -28 ⁵ / ₃₂
Height:	50	Usable Seat Depth:	17 ¹ / ₈
Seat Depth:	17 ¹ / ₈	Ship Weight:	44.0 Ⓢ
Seat Width:	20 ¹⁵ / ₃₂	Cube:	5.7
Back Width:	17 ¹ / ₈	Weight Rating:	250 lbs.
Back Height:	22 ²⁷ / ₃₂		

PRICE CODE

Sandwich Mesh \$431

NOTES: Prominent™ HVL539. Black upholstered seat. Height and width adjustable arms. **HON 5-Year Limited Warranty.**

HON Recommendation: HVL539.MM10 - List Price \$431

HOW TO SPECIFY

<p>Select Model Number</p>	<p>Select Fabric</p> <p>MM10 Black Sandwich Mesh Fabric <i>Specify for model HVL539 only</i></p> <p>MST3 Black Mesh <i>Specify for models HVL534, HVL536 and HVL537 only</i></p>
<p>H V L 5 3 4 .</p>	<p>M S T 3</p>

QUOTIENT®



Quotient Task Chairs shown with Voi® Desks.

QUOTIENT®

Finding a universal seating solution to satisfy a variety of needs and users can be challenging, especially with something as personal as a chair. With a mesh back for comfort, an advanced seat cushion that follows the body's contours, and a stool option for standing-height worksurfaces, Quotient is much more than the sum of its parts. Height- and width-adjustable arms help anyone find the upper body support they need. The perfect blend of comfort and style, Quotient is where form and function are perfectly divided.



FEATURES

- Contoured seat cushion reduces pressure points.
- Responsive synchro-tilt control provides a smooth, natural recline.
- 4-Way Stretch mesh cradles the spine.
- One-touch seat height adjustment easily moves the seat up and down.
- Tilt tension controls the rate and ease of recline.
- Tilt lock allows the user to lock out the tilt function.
- 360-degree swivel provides freedom of movement in any direction.
- Height- and width-adjustable arms provide a custom fit.
- Available in hundreds of quality HON fabrics.
- Warranted for users up to 300 lbs.

MODEL OPTIONS

HQTMM



Task Chair

Pneumatic, Swivel, Synchro-tilt, Tilt Tension, Tilt Lock

HQTSM



Task Stool

Pneumatic, Swivel, Synchro-tilt, Tilt Tension, Tilt Lock

MECHANISM



CODE	DESCRIPTION	PRICE
YO	Synchro-Tilt	+\$0

ARM STYLE



CODE	DESCRIPTION	PRICE
N	Armless	+\$0
A	Height and Width Adjustable Arms	+\$75

CASTERS/ GLIDE



CODE	DESCRIPTION	PRICE
H	Hard Caster	+\$0



S	Soft Caster	+\$30
----------	-------------	--------------



G	Bell Glide	+\$25
----------	------------	--------------

BACK



CODE	DESCRIPTION	PRICE
<i>4-Way Stretch mesh back options:</i>		
IM	Black	+\$0

BASE



CODE	DESCRIPTION	PRICE
SB	Standard Base	+\$0

QUOTIENT® Fabric Options

HON BRANDED FABRICS

GRADE 1

Attire
Centurion
Compass
Contourett Polyurethane
Dapper
Hamilton
Inertia
Optic

GRADE 2


Appoint Seating
Clyde
Dotty
Rush
Seed
Spin Seating
Whisper Vinyl

GRADE 3

In Season
Purl
Silvertex™ Vinyl

For a complete list of fabrics, including partnership fabrics, go to hon.com/fabricsandfinishes.

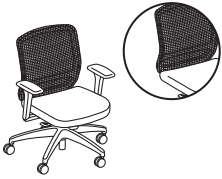
Reference Fabric Color Combinations on pages 18-22 for color codes and legend on page 19 for lead times.

 For Fire Code model, availability and ordering method, refer to pages 26-29. Available on select models, contact HON Customer Support for availability.



Icon Legend on page 15

HQTMM



TASK CHAIR

Pneumatic
Swivel
Synchro-tilt
Tilt Tension
Tilt Lock
Functions: **A, E, J, K, L**
(Function Key on pages 16-17)

DIMENSIONS

Depth:	29½	Arm Width:	17½-20
Width:	29½	Seat to Floor Height:	16-22
Height:	38½	Usable Seat Depth:	17
Seat Depth:	19¼	Ship Weight (with arms):	36.5 Ⓢ
Seat Width:	19	Ship Weight (armless):	33.0 Ⓢ
Back Width:	18	Cube (with arms):	7.6
Back Height:	19	Cube (armless):	7.6
		Weight Rating:	300 lbs.

FABRIC PRICE CODES

1	\$493	8	\$562
2	\$505	9	\$571
3	\$517	10	\$580
4	\$526	11	\$589
5	\$535	12	\$598
6	\$544	L	—
7	\$553		

HQTSM



TASK STOOL

Pneumatic
Swivel
Synchro-tilt
Tilt Tension
Tilt Lock
Functions: **A, E, J, K, L**
(Function Key on pages 16-17)

DIMENSIONS

Depth:	29½	Arm Width:	17½-20
Width:	29½	Seat to Floor Height:	23-33
Height:	49¼	Usable Seat Depth:	17
Seat Depth:	19¼	Ship Weight (with arms):	42.0 Ⓢ
Seat Width:	19	Ship Weight (armless):	38.5 Ⓢ
Back Width:	18	Cube (with arms):	7.6
Back Height:	19	Cube (armless):	7.6
		Weight Rating:	300 lbs.

FABRIC PRICE CODES

1	\$556	8	\$625
2	\$568	9	\$634
3	\$580	10	\$643
4	\$589	11	\$652
5	\$598	12	\$661
6	\$607	L	—
7	\$616		

HON Recommendation: HQTMM.YO.A.H.IM.CU__SB - List Price \$568

HOW TO SPECIFY

<p>Select Model Number</p> <p>HQTMM</p>	<p>Select Control Type</p> <p>YO Synchro-Tilt</p>	<p>Select Arm Type</p> <p>N Armless A Height and Width Adjustable Arms (+ \$75)</p>	<p>Select Caster/Glide</p> <p>H Hard Caster S Soft Caster (+ \$30) G Bell Glide (+ \$25)</p>	<p>Select Mesh Back</p> <p>4-Way Stretch options IM Black</p>	<p>Select Fabric</p> <p>See page 234</p>	<p>Select Base</p> <p>SB Standard Base</p>
<p>HQTMM</p>	<p>YO</p>	<p>A</p>	<p>H</p>	<p>IM</p>	<p>CU10</p>	<p>SB</p>

REVEL™



Revel™ Fidget Stools.

REVEL™

Revel in the movement and give classroom fidgeting a new meaning. Move side to side, back and forth, or spin in a full circle. Revel brings movement and mobility to active learners.

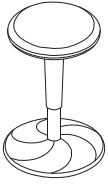


FEATURES

- Seat available in 3 colors, base available in 1.
- Adjust stool height with the push of a button. Stool ranges in height from 13¾"H-18½"H.
- With a slip resistant base and plastic body, you can feel comfortable using the stool in your most creative space with easy cleanup afterwards.
- Tested to hold up to 250 lbs.
- Backed by the HON Full Lifetime Warranty.



HEFS01



ADJUSTABLE HEIGHT FIDGET STOOL

DIMENSIONS

Depth:	15 ³ / ₈	Seat Height:	13 ³ / ₄ -18 ¹ / ₂
Width:	15 ³ / ₈	Ship Weight:	20.1
Height:	13 ³ / ₄ -18 ¹ / ₂	Cube:	1.4
Seat Depth:	15 ³ / ₈	Weight Rating:	250 lbs.
Seat Width:	15 ³ / ₈		

LIST PRICE

\$250

NOTES: Two buttons integrated in underside of seat for height adjustment control while maintaining a clean aesthetic. Stool seat and base are all plastic for easy cleanability. Anti-slip rubber attached to underside of base allows for comfortable movement of user while maintaining contact with floor. **Base color is similar to HON Loft.**

HOW TO SPECIFY

Select
Model Number

Select
Seat Color

- BZ** Breeze
- S** Charcoal
- BL** Black

HEFS01

BL



Ryder™ Sport Executive Chair with Voi® Desks and Fuse™ Storage.

RYDER™

Take your comfort to the extreme, and elevate the entire office with this high energy chair. The Ryder™ executive chair is the sporty answer to your grandfather's office seating. The unexpected curves and unconventional styling create uncommon comfort. SofThread™ leather paired with carbon fiber pattern creates a sleek look for any modern office.



FEATURES

- Synchro-tilt mechanism offers full range of reclining positions.
- Height-adjustable arms put the support right where you want it.
- Backed by the HON 5-Year Limited Warranty.



HVL149



SPORT EXECUTIVE CHAIR

DIMENSIONS

LIST PRICE

Pneumatic	Depth: 28 ⁷ / ₁₀	Arm Width: 3 ¹ / ₂	\$517
Swivel	Width: 27 ³ / ₁₀	Seat to Floor Height: 18 ⁹ / ₁₀	
Synchronized Tilt	Height: 48 ² / ₅	Usable Seat Depth: 18 ⁹ / ₁₀	
Tilt Tension	Seat Depth: 20 ¹ / ₁₀	Ship Weight: 53 Ⓢ	
Tilt Lock	Seat Width: 22 ² / ₅	Cube: 8.5	
Height-adjustable Arms	Back Width: 22 ² / ₅	Weight Rating: 250 lbs.	
Functions: A, E, J, K, L, Q	Back Height: 29 ¹ / ₂		

(Function Key on pages 16-17)

NOTES: Black SofThread™ Leather with tailored stitching and mock carbon fiber detail. Black frame. Height-adjustable arms. Integrated headrest support. **HON 5-Year Limited Warranty.**

ⓘ Available in Black SofThread™ Leather only.

HON Recommendation: HVL149.SB11 - List Price \$517

HOW TO SPECIFY

Select Model Number

Select Fabric

SB11 Black SofThread™ Leather

H V L 1 4 9 .

S B 1 1

SCATTER™ Guest Chairs

OPEN MARKET



Icon Legend on page 15

HVL606



GUEST CHAIR

Leg Base
Armless
Stacks up to Four High

DIMENSIONS

Depth:	21	Seat to Floor Height:	19
Width:	21¼	Usable Seat Depth:	17½
Height:	32¾	Ship Weight:	16 S
Seat Depth:	17½	Cube:	2.1
Seat Width:	19	Weight Rating:	250 lbs.
Back Width:	18½		
Back Height:	16		

PRICE CODE

Fabric	\$149
Leather	\$179

NOTES: Fabric or Black SofThread™ Leather. Stackable up to four high. Round tube construction. Frame available in Black. Casters and glides ship packaged together for customer's assembly choice. **HON 5-Year Limited Warranty.**

HON Recommendation: HVL606.VA10 - List Price \$149

HVL616



GUEST CHAIR

Leg Base
Arms
Stacks up to Four High

DIMENSIONS

Depth:	21	Arm Width:	20⅝
Width:	23¼	Seat to Floor Height:	19
Height:	32¾	Usable Seat Depth:	17½
Seat Depth:	17½	Ship Weight:	18 S
Seat Width:	19	Cube:	2.1
Back Width:	18½	Weight Rating:	250 lbs.
Back Height:	16		

PRICE CODE

Fabric	\$168
Leather	\$198

NOTES: Fabric or Black SofThread™ Leather. Stackable up to four high. Round tube construction. Frame available in Black. Casters and glides ship packaged together for customer's assembly choice. **HON 5-Year Limited Warranty.**

HON Recommendation: HVL616.VA10 - List Price \$168

HOW TO SPECIFY

Select
Model Number

Select
Fabric

SB11 Black SofThread™ Leather
VA10 Black Fabric
VA19 Charcoal Fabric
VA90 Navy Fabric

H V L 6 0 6 .

V A 1 0

SKIP



Skip shown with Flock® Cylinder Table.

SKIP

It's hard to get creative when you're feeling all buttoned up. That's why workplaces are adding less formal, more dynamic spaces to foster more creativity and connection between workers. Designed to put the fun back in functional, Skip seating offers an engaging, active sit that lets you rock a meeting — literally. When it comes to casual and collaborative seating that's as lively as it is practical, this chair doesn't Skip a beat.



FEATURES

- Built-in handle makes it easy to move around.
- Textured finish is durable, easy to clean and UV resistant.
- Optional cushion stays in place but is not permanently affixed.
- Cushion fabric is easy to wipe clean.

SKIP Collaborative Chair

OPEN MARKET



Icon Legend on page 15

HQQ1



COLLABORATIVE CHAIR

DIMENSIONS

Depth:	35½	Seat to Floor Height:	17
Width:	28	Usable Seat Depth:	17
Height:	31	Ship Weight:	35
Seat Depth:	18	Cube:	20.0
Seat Width:	28	Weight Rating:	275 lbs.
Back Width:	28		
Back Height:	21		

LIST PRICE

\$793

NOTES: HON 5-Year Limited Warranty.

HQQ1CUSH



CUSHION

DIMENSIONS

Depth:	17½	Ship Weight:	5 Ⓞ
Width:	25¾	Cube:	2.0
Height:	1½		

LIST PRICE

\$152

NOTES: HON 5-Year Limited Warranty.

HOW TO SPECIFY

Select Model Number

HQQ1

HOW TO SPECIFY

Select Model Number

HQQ1CUSH.

Select Fabric

SLT Slate
NVY Navy

SLT

SMARTLINK®



SmartLink Chairs shown with Build™ Tables.

SMARTLINK®

SmartLink chairs use a responsive, contoured design to support the way students move, allowing them to turn around, sit sideways, lean back and stay comfortable for longer periods of time. The flexible Learning Curve™ design encourages a wider range of movement, keeping students focused and attentive throughout the day. The lightweight frame with casters or glides make it easy to reconfigure the classroom at a moments notice.



FEATURES

- Available in 11 shell colors.
- Available in multiple sizes to accommodate users of all ages.
- Built-in handle makes chairs easy to move.
- Contoured seat back holds a backpack in place.
- High strength tubular steel frame on 4-Leg and Cantilever models.
- 4-leg chairs stack five high.
- Task Swivel Chairs have a pneumatic seat height adjustment.
- Glides available in nylon or nickel plated steel on 4-Leg models.
- Seat Shell is one-piece injection molded.
- Durable textured powder coated paint finish.
- Warranted for users up to 300 lbs.

SMARTLINK® Options

STUDENT CHAIR MODEL OPTIONS

HSS4L-16B



4-Leg Chair

6", 12", 14", 16" & 18"H

HSSCL-16B



Cantilever Chair

14", 16" & 18"H

HSS4L-24B



4-Leg Stool

24"H

HSS4L-30B



4-Leg Stool

30"H

4-LEG CASTERS/ GLIDES



CODE	DESCRIPTION	PRICE
E	Nylon Glide	+\$0



N	Nickel Steel Glide	+\$0
----------	--------------------	-------------



C	Caster*	+\$196
----------	---------	---------------

*Available on models HSS4L-16B and HSS4L-18B ONLY

CANTILEVER GLIDES



CODE	DESCRIPTION	PRICE
E	All-purpose Glide Insert	+\$0



F	Felt Glide Insert	+\$36
----------	-------------------	--------------

SHELL COLOR

CODE	DESCRIPTION
RG	Tangelo
CR	Cherry
LM	Lime
CP	Calypso
BU	Surf
RE	Regatta
MB	Mulberry
PT	Platinum
SD	Shadow
LA	Lava
ON	Onyx

FRAME

CODE	DESCRIPTION	PRICE
Y	Chrome*	+\$52

P1 PAINT:

P7A	Textured Charcoal
PK7	Textured Designer White

P2 PAINT:

PLAT	Textured Platinum Metallic
PR8	Textured Silver

P3 PAINT:

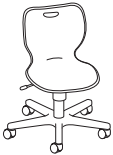
P8S	Atom
PJF	Bullseye
P8P	Ember
P8N	Ion
P8J	Iris
P8F	Krypton
P8M	Regatta

*Not available on model HSS4L-06A

! See full model detail pages for upcharge amounts on paint grades.

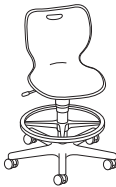
TASK CHAIR & STOOL MODEL OPTIONS

HSSTK-18B



Task Swivel Chair
18"H

HSSST-18B



Task Swivel Stool
18"H

TASK CHAIR & STOOL CASTERS/ GLIDES



CODE	DESCRIPTION	PRICE
S	Soft Caster	+\$0



H	Hard Caster	+\$0
----------	-------------	-------------



G	Bell Glide	+\$25
----------	------------	--------------

FRAME

! Black frame only.

SHELL COLOR

CODE	DESCRIPTION
RG	Tangelo
CR	Cherry
LM	Lime
CP	Calypso
BU	Surf
RE	Regatta
MB	Mulberry
PT	Platinum
SD	Shadow
LA	Lava
ON	Onyx

SMARTLINK® Four Leg Chairs

GSA SIN 3372IT



Icon Legend on page 15

HSS4L-06A



6" H CHAIR

Four Legs
Armless

DIMENSIONS

Depth:	17	Back Width:	13 ³ / ₈
Width:	17	Back Height:	11 ⁵ / ₈
Height:	17 ¹ / ₂	Seat to Floor Height:	6
Seat Depth:	14 ¹ / ₄	Usable Seat Depth:	14
Seat Width:	14 ⁵ / ₈	Ship Weight:	37
Seat Height:	6	Cube:	8.6
		Weight Rating:	300 lbs.

LIST PRICE PER CARTON

P1 \$540 <i>(reference single unit @</i>
\$135.00
P2 \$540 <i>(reference single unit @</i>
\$135.00
P3 \$567 <i>(reference single unit @</i>
\$141.75

NOTES: 4-Leg models stack 5-high on floor. 4-Leg chairs ship 4 per carton. Lead-times may vary by shell color.

SmartLink® 4-Leg Chairs are ordered and shipped four (4) chairs per carton. Pricing shown is per carton. Each set of four chairs (one carton) must have the same shell/frame color combination. Ordering 2 of Model HSS4L-06A, HSS4L-12A, HSS4L-14A, HSS4L-16B or HSS4L-18B will result in 2 cartons being shipped, giving you 8 chairs.

HSS4L-12A



12" H CHAIR

Four Legs
Armless

DIMENSIONS

Depth:	17	Back Width:	13 ³ / ₈
Width:	17	Back Height:	11 ⁵ / ₈
Height:	23 ¹ / ₂	Seat to Floor Height:	12
Seat Depth:	14 ¹ / ₄	Usable Seat Depth:	14
Seat Width:	14 ⁵ / ₈	Ship Weight:	45
Seat Height:	12	Cube:	11.9
		Weight Rating:	300 lbs.

LIST PRICE PER CARTON

P1 \$554 <i>(reference single unit @</i>
\$138.50
P2 \$554 <i>(reference single unit @</i>
\$138.50
P3 \$582 <i>(reference single unit @</i>
\$145.50

NOTES: 4-Leg models stack 5-high on floor. 4-Leg chairs ship 4 per carton. Lead-times may vary by shell color.

SmartLink® 4-Leg Chairs are ordered and shipped four (4) chairs per carton. Pricing shown is per carton. Each set of four chairs (one carton) must have the same shell/frame color combination. Ordering 2 of Model HSS4L-06A, HSS4L-12A, HSS4L-14A, HSS4L-16B or HSS4L-18B will result in 2 cartons being shipped, giving you 8 chairs.

HSS4L-14A



14" H CHAIR

Four Legs
Armless

DIMENSIONS

Depth:	17	Back Width:	13 ³ / ₈
Width:	17	Back Height:	11 ⁵ / ₈
Height:	25 ¹ / ₂	Seat to Floor Height:	14
Seat Depth:	14 ¹ / ₄	Usable Seat Depth:	14
Seat Width:	14 ⁵ / ₈	Ship Weight:	49
Seat Height:	14	Cube:	11.9
		Weight Rating:	300 lbs.

LIST PRICE PER CARTON

P1 \$554 <i>(reference single unit @</i>
\$138.50
P2 \$554 <i>(reference single unit @</i>
\$138.50
P3 \$582 <i>(reference single unit @</i>
\$145.50

NOTES: 4-Leg models stack 5-high on floor. 4-Leg chairs ship 4 per carton. Lead-times may vary by shell color.

SmartLink® 4-Leg Chairs are ordered and shipped four (4) chairs per carton. Pricing shown is per carton. Each set of four chairs (one carton) must have the same shell/frame color combination. Ordering 2 of Model HSS4L-06A, HSS4L-12A, HSS4L-14A, HSS4L-16B or HSS4L-18B will result in 2 cartons being shipped, giving you 8 chairs.

HOW TO SPECIFY

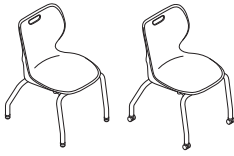
Select Model Number <div style="border: 1px solid black; display: flex; justify-content: space-between; padding: 2px;"> HSS4L-12A </div>	Select Glide Option E Nylon Glide N Nickel Steel Glide C Caster (\$196 upcharge) <small>Caster option not available for models HSS4L-06A, HSS4L-12A or HSS4L-14A</small> <div style="border: 1px solid black; display: flex; justify-content: space-between; padding: 2px;"> E </div>	Select Shell Color See page 242 <div style="border: 1px solid black; display: flex; justify-content: space-between; padding: 2px;"> RG </div>	Select Frame Color See page 242 <i>P4 option Chrome (Y) \$52 upcharge. Not available on model HSS4L-06A.</i> <div style="border: 1px solid black; display: flex; justify-content: space-between; padding: 2px;"> PLAT </div>
---	---	--	--



Icon Legend on page 15

SMARTLINK® Four Leg Chairs

HSS4L-16B



16" H CHAIR

Four Legs
Armless

Functions: (Function Key on pages 16-17)

DIMENSIONS

Depth:	19 ⁵ / ₈	Back Width:	15 ³ / ₈
Width:	19 ¹ / ₄	Back Height:	13 ³ / ₈
Height:	29	Seat to Floor Height:	16
Seat Depth:	16 ¹ / ₄	Usable Seat Depth:	16 ¹ / ₈
Seat Width:	16 ¹ / ₂	Ship Weight:	54
Seat Height:	16	Cube:	15.6
		Weight Rating:	300 lbs.

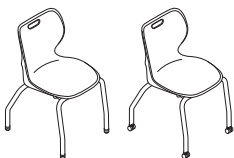
LIST PRICE PER CARTON

P1 \$583
(reference single unit @
\$145.75)
P2 \$583
(reference single unit @
\$145.75)
P3 \$612
(reference single unit @
\$153.00)

NOTES: 16" H models accept Wire Storage Basket model HSSA-WB1618. Casters are available on 16" H and 18" H chairs only. 4-Leg models stack 5-high on floor. 4-Leg chairs ship 4 per carton. Lead-times may vary by shell color.

SmartLink® 4-Leg Chairs are ordered and shipped four (4) chairs per carton. Pricing shown is per carton. Each set of four chairs (one carton) must have the same shell/frame color combination. Ordering 2 of Model HSS4L-06A, HSS4L-12A, HSS4L-14A, HSS4L-16B or HSS4L-18B will result in 2 cartons being shipped, giving you 8 chairs.

HSS4L-18B



18" H CHAIR

Four Legs
Armless

Functions: (Function Key on pages 16-17)

DIMENSIONS

Depth:	19 ⁵ / ₈	Back Width:	15 ³ / ₈
Width:	19 ¹ / ₂	Back Height:	13 ³ / ₈
Height:	31	Seat to Floor Height:	18
Seat Depth:	16 ¹ / ₄	Usable Seat Depth:	16 ¹ / ₈
Seat Width:	16 ¹ / ₂	Ship Weight:	58
Seat Height:	18	Cube:	15.6
		Weight Rating:	300 lbs.

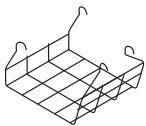
LIST PRICE PER CARTON

P1 \$583
(reference single unit @
\$145.75)
P2 \$583
(reference single unit @
\$145.75)
P3 \$612
(reference single unit @
\$153.00)

NOTES: 18" H models accept Wire Storage Basket model HSSA-WB1618. Casters are available on 16" H and 18" H chairs only. 4-Leg models stack 5-high on floor. 4-Leg chairs ship 4 per carton. Lead-times may vary by shell color.

SmartLink® 4-Leg Chairs are ordered and shipped four (4) chairs per carton. Pricing shown is per carton. Each set of four chairs (one carton) must have the same shell/frame color combination. Ordering 2 of Model HSS4L-06A, HSS4L-12A, HSS4L-14A, HSS4L-16B or HSS4L-18B will result in 2 cartons being shipped, giving you 8 chairs.

HSSA-WB1618



WIRE STORAGE BASKET

DIMENSIONS

Depth:	12 ¹ / ₄	Ship Weight:	14
Width:	15 ³ / ₄	Cube:	1.6
Height:	9 ³ / ₄		

LIST PRICE

\$138

NOTES: Ships 4 per carton.

- For 16" and 18" Chairs only. Chrome finish only.
- Cannot be stacked when utilizing the Wire Storage Basket.

OPEN MARKET

HGDK3-F



GLIDE KIT

Ship Weight:	2
Cube:	0.2

LIST PRICE

\$124

NOTES: For 4-Leg SmartLink®. Recommended for use on VCT flooring. Caps easily and securely snap over the existing nylon swivel glide. Kit includes 100 caps for 25 chairs or desks. Field installed.

Must be ordered with a configurable end product. If ordered separately, not on GSA Contract.

OPEN MARKET

HOW TO SPECIFY

<p>Select Model Number</p> <p>H S S 4 L - 1 8 B</p>	<p>Select Glide Option</p> <p>E Nylon Glide N Nickel Steel Glide C Caster (\$196 upcharge) Caster option not available for models HSS4L-06A, HSS4L-12A or HSS4L-14A</p> <p>E</p>	<p>Select Shell Color</p> <p>See page 242</p> <p>R G</p>	<p>Select Frame Color</p> <p>See page 242 <i>P4 option Chrome (Y) \$52 upcharge. Not available on model HSS4L-06A.</i></p> <p>P L A T</p>
--	--	---	--



SMARTLINK®

Four Leg Stools

HSS4L-24B



24" H STOOL

Four Legs

DIMENSIONS

Depth:	21½	Back Width:	15⅝
Width:	22	Back Height:	13⅝
Height:	38¼	Seat to Floor Height:	24
Seat Depth:	16¼	Usable Seat Depth:	30
Seat Width:	16½	Ship Weight:	30
Seat Height:	24	Cube:	16.8
		Weight Rating:	300 lbs.

LIST PRICE BY PAINT GRADE

P1	P2	P3
\$283	\$283	\$298

NOTES: Stacks 5-high on floor. Lead time may vary by shell color.

HSS4L-30B



30" H STOOL

Four Legs

DIMENSIONS

Depth:	23½	Back Width:	15⅝
Width:	22⅝	Back Height:	13⅝
Height:	43¾	Seat to Floor Height:	30
Seat Depth:	16¼	Usable Seat Depth:	30
Seat Width:	16½	Ship Weight:	31
Seat Height:	30	Cube:	19.1
		Weight Rating:	300 lbs.

LIST PRICE BY PAINT GRADE

P1	P2	P3
\$298	\$298	\$313

NOTES: Stacks up to 5-high on floor. Lead time may vary by shell color.

HOW TO SPECIFY

Select Model Number

HSS4L-24B

Select Glide Option

- E Nylon Glide
- N Nickel Steel Glide

E

Select Shell Color

See page 242

RG

Select Frame Color

See page 242
P4 option Chrome (Y) \$52 upcharge

PLAT

SMARTLINK® Cantilever Chairs

GSA SIN 33721T



Icon Legend on page 15

HSSCL-18B



18" H CHAIR

Cantilever Base
Armless

DIMENSIONS

Depth:	21 ³ / ₄	Back Width:	15 ³ / ₈
Width:	22 ³ / ₄	Back Height:	13 ³ / ₈
Height:	31 ¹ / ₄	Seat to Floor Height:	18 ¹ / ₄
Seat Depth:	16 ¹ / ₈	Usable Seat Depth:	16 ¹ / ₈
Seat Width:	16 ¹ / ₂	Ship Weight:	80
Seat Height:	18	Cube:	23.7
		Weight Rating:	300 lbs.

LIST PRICE PER CARTON

P1 \$845 <i>(reference single unit @</i> \$211.25
P2 \$845 <i>(reference single unit @</i> \$211.25
P3 \$887 <i>(reference single unit @</i> \$221.75

NOTES: Cantilever models stack 5-high on floor. Cantilever chairs ship 4 per carton. Lead-times may vary by shell color.

SmartLink® Cantilever Chairs are ordered and shipped four (4) chairs per carton. Pricing shown is per carton. Each set of four chairs (one carton) must have the same shell/frame color combination. Ordering 2 of Model HSSCL-18B will result in 2 cartons being shipped, giving you 8 chairs.

HSSCL-16B



16" H CHAIR

Cantilever Base
Armless

DIMENSIONS

Depth:	21 ³ / ₄	Back Width:	15 ³ / ₈
Width:	22 ³ / ₄	Back Height:	13 ³ / ₈
Height:	29 ¹ / ₄	Seat to Floor Height:	16 ¹ / ₄
Seat Depth:	16 ¹ / ₈	Usable Seat Depth:	16 ¹ / ₈
Seat Width:	16 ¹ / ₂	Ship Weight:	55
Seat Height:	16	Cube:	16.8
		Weight Rating:	300 lbs.

LIST PRICE PER CARTON

P1 \$804 <i>(reference single unit @</i> \$201.00
P2 \$804 <i>(reference single unit @</i> \$201.00
P3 \$844 <i>(reference single unit @</i> \$211.00

NOTES: Cantilever models stack 5-high on floor. Cantilever chairs ship 4 per carton. Lead-times may vary by shell color.

SmartLink® Cantilever Chairs are ordered and shipped four (4) chairs per carton. Pricing shown is per carton. Each set of four chairs (one carton) must have the same shell/frame color combination. Ordering 2 of Model HSSCL-18B will result in 2 cartons being shipped, giving you 8 chairs.

HSSCL-14A



14" H CHAIR

Cantilever Base
Armless

DIMENSIONS

Depth:	21 ³ / ₄	Back Width:	15 ³ / ₈
Width:	22 ³ / ₄	Back Height:	13 ³ / ₈
Height:	27 ¹ / ₄	Seat to Floor Height:	14 ¹ / ₄
Seat Depth:	16 ¹ / ₈	Usable Seat Depth:	16 ¹ / ₈
Seat Width:	16 ¹ / ₂	Ship Weight:	52
Seat Height:	14	Cube:	16.8
		Weight Rating:	300 lbs.

LIST PRICE PER CARTON

P1 \$789 <i>(reference single unit @</i> \$197.25
P2 \$789 <i>(reference single unit @</i> \$197.25
P3 \$828 <i>(reference single unit @</i> \$207.00

NOTES: Cantilever models stack 5-high on floor. Cantilever chairs ship 4 per carton. Lead-times may vary by shell color.

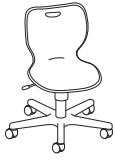
SmartLink® Cantilever Chairs are ordered and shipped four (4) chairs per carton. Pricing shown is per carton. Each set of four chairs (one carton) must have the same shell/frame color combination. Ordering 2 of Model HSSCL-18B will result in 2 cartons being shipped, giving you 8 chairs.

HOW TO SPECIFY

Select Model Number <div style="border: 1px solid black; padding: 2px; display: flex; gap: 5px;"> HSSCL-18B </div>	Select Glide Option E All-purpose Glide Insert (no upcharge) F Felt Glide Insert (\$36 list upcharge; \$9 per single unit)	Select Shell Color See page 242 <div style="border: 1px solid black; padding: 2px; display: flex; gap: 5px;"> RG </div>	Select Frame Color See page 242 <i>P4 option Chrome (Y) \$52 upcharge</i> <div style="border: 1px solid black; padding: 2px; display: flex; gap: 5px;"> PLAT </div>
---	---	--	---



HSSTK-18B



18" H TASK CHAIR

Pneumatic
Swivel

DIMENSIONS

Depth:	22 ⁵ / ₈	Back Width:	15 ³ / ₈
Width:	22 ¹ / ₂	Back Height:	13 ³ / ₈
Height:	34 ³ / ₄	Seat to Floor Height:	16-21
Seat Depth:	16 ¹ / ₄	Usable Seat Depth:	16 ¹ / ₈
Seat Width:	16 ¹ / ₂	Ship Weight:	23
Seat Height:	18	Cube:	5.2
		Weight Rating:	300 lbs.

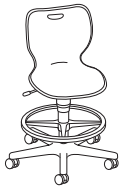
LIST PRICE PER CARTON

\$281

NOTES: Task Swivel Chair has a pneumatic seat height adjustment. Swivel Task Chair and Stool ship one per carton. Lead-times may vary by shell color.

ⓘ Black frame only.

HSSST-18B



18" H TASK STOOL

Pneumatic
Swivel
Adjustable Footring

DIMENSIONS

Depth:	24 ¹ / ₄	Back Width:	15 ³ / ₈
Width:	25 ³ / ₄	Back Height:	13 ³ / ₈
Height:	45 ¹ / ₂	Seat to Floor Height:	22-32
Seat Depth:	16 ¹ / ₄	Usable Seat Depth:	16 ³ / ₈
Seat Width:	16 ¹ / ₂	Ship Weight:	28
Seat Height:	18	Cube:	12.8
		Weight Rating:	300 lbs.

LIST PRICE PER CARTON

\$378

NOTES: Stool has an adjustable footring. Swivel Task Chair and Stool ship one per carton. Lead-times may vary by shell color.

ⓘ Black frame only.

HOW TO SPECIFY

Select
Model Number

H S S T K - 1 8 B

Select
Glide Option

- S** Soft Caster (no upcharge)
- H** Hard Caster (no upcharge)
- G** Bell Glide (\$25 upcharge)

S

Select
Shell Color

See page 243

R G

SOLUTIONS SEATING® 4000 SERIES



Solutions Managerial Mid-Back Chair shown with 34000 Series Desk and Brigade® 700 Series Lateral Files.

SOLUTIONS SEATING® 4000 SERIES

Looking for the perfect answer for your task and guest chair needs? HON has four Solutions for everything from workstations to open areas. The Solutions series includes a high-back and mid-back task chair, as well as matching four-leg and sled base guest chairs. The floating backrest provides ergonomic support for your spine. The tilt mechanism delivers a natural recline. Solutions are the chairs that really live up to their name.



GUEST CHAIR FEATURES

- Guest chairs feature molded polymer outer back shell for added durability.
- Back cushion enhances lumbar support and minimizes fatigue.
- Available in hundreds of quality HON fabrics.
- Warranted for users up to 300 lbs.

TASK CHAIR FEATURES

- One-touch seat height adjustment easily moves the seat up and down.
- Tilt tension controls the rate and ease of recline.
- Tilt lock allows the user to lock out the tilt function.
- 360-degree swivel provides freedom of movement in any direction.
- Model H4001 has a fully-upholstered outer back.
- Model H4002 has a molded polymer outer back shell.
- Back cushion enhances lumbar support and minimizes fatigue.
- Dual-wheeled casters roll effortlessly and quietly.
- Available in hundreds of quality HON fabrics.
- Warranted for users up to 300 lbs.

SOLUTIONS SEATING®

4000 Series Options

MODEL OPTIONS

H4001



Executive High-Back

Pneumatic, Swivel, Tilt, Tilt Tension, Tilt Lock, Loop Arms

H4002



Managerial Mid-Back

Pneumatic, Swivel, Tilt, Tilt Tension, Tilt Lock, Loop Arms

H4003



Guest Chair

Leg Base, Arms

H4008



Guest Chair

Sled Base, Arms

CASTERS



CODE	DESCRIPTION	PRICE
H	Hard Caster	+\$0



S	Soft Caster	+\$30
---	-------------	--------------

*Specify for models H4001 and H4002 only

FRAME

CODE	DESCRIPTION	PRICE
T	Black	+\$0

HON BRANDED FABRICS

GRADE 1

Attire
Centurion
Compass
Contourett Polyurethane
Dapper
Hamilton
Inertia
Optic

GRADE 2

Appoint Seating
Clyde
Dotty
Rush
Seed
Spin Seating
Whisper Vinyl

GRADE 3

In Season
Purl
Silvertex™ Vinyl

For a complete list of fabrics, including partnership fabrics, go to hon.com/fabricsandfinishes.

Reference Fabric Color Combinations on pages 18-22 for color codes and legend on page 19 for lead times. COM yardage shown is for Pattern Cut only. Contact Customer Service for Railroaded yardage requirements. For additional HON to Supply COM fabric grade pricing, go to honready.hon.com and click on the HON to Supply COM link.

For Fire Code model, availability and ordering method, refer to pages 26-29. Available on select models, contact HON Customer Support for availability.

SOLUTIONS SEATING®

4000 Series

GSA SIN 33721



Icon Legend on page 15

H4001



EXECUTIVE HIGH-BACK

Pneumatic
Swivel
Tilt
Tilt Tension
Tilt Lock
Loop Arms
Functions: **A, E, F, K, L**
(Function Key on pages 16-17)

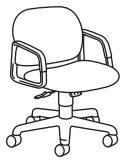
DIMENSIONS

Depth: 27
Width: 26
Height: 39³/₄
Seat Depth: 18
Seat Width: 20
Back Width: 20¹/₂
Back Height: 20³/₄
Arm Width: 20¹/₄
Seat to Floor Height: 16³/₄-21³/₄
Usable Seat Depth: 17³/₄
Ship Weight: 45 **Ⓢ**
Cube: 10.3
COM: 1.5
Weight Rating: 250 lbs.

FABRIC PRICE CODES

1	\$473	8	\$680
2	\$509	9	\$707
3	\$545	10	\$734
4	\$572	11	\$761
5	\$599	12	\$788
6	\$626	L	—
7	\$653		

H4002



MANAGERIAL MID-BACK

Pneumatic
Swivel
Tilt
Tilt Tension
Tilt Lock
Loop Arms
Functions: **A, E, F, K, L**
(Function Key on pages 16-17)

DIMENSIONS

Depth: 26¹/₄
Width: 26
Height: 35¹/₂
Seat Depth: 18
Seat Width: 20
Back Width: 21
Back Height: 15
Arm Width: 18³/₄
Seat to Floor Height: 16³/₄-21³/₄
Usable Seat Depth: 17³/₄
Ship Weight: 38 **Ⓢ**
Cube: 8.6
COM: 1.0
Weight Rating: 250 lbs.

FABRIC PRICE CODES

1	\$428	8	\$566
2	\$452	9	\$584
3	\$476	10	\$602
4	\$494	11	\$620
5	\$512	12	\$638
6	\$530	L	—
7	\$548		

H4003



GUEST CHAIR

Leg Base
Arms

DIMENSIONS

Depth: 24¹/₂
Width: 23¹/₂
Height: 32
Seat Depth: 18
Seat Width: 20
Back Width: 21
Back Height: 15
Arm Width: 18³/₄
Seat to Floor Height: 19¹/₄
Usable Seat Depth: 18¹/₄
Ship Weight: 29
Cube: 12.6
COM: 1.0
Weight Rating: 250 lbs.

FABRIC PRICE CODES

1	\$324	8	\$462
2	\$348	9	\$480
3	\$372	10	\$498
4	\$390	11	\$516
5	\$408	12	\$534
6	\$426	L	—
7	\$444		

H4008



GUEST CHAIR

Sled Base
Arms

DIMENSIONS

Depth: 25¹/₂
Width: 23¹/₂
Height: 32¹/₂
Seat Depth: 18
Seat Width: 20
Back Width: 21
Back Height: 15
Arm Width: 19
Seat to Floor Height: 19¹/₄
Usable Seat Depth: 18¹/₄
Ship Weight: 33
Cube: 12.6
COM: 1.0
Weight Rating: 250 lbs.

FABRIC PRICE CODES

1	\$361	8	\$499
2	\$385	9	\$517
3	\$409	10	\$535
4	\$427	11	\$553
5	\$445	12	\$571
6	\$463	L	—
7	\$481		

HON Recommendation: H4001.H.CU__T - List Price \$473

H4008.CU__T - List Price \$361

HOW TO SPECIFY

<p>Select Model Number</p> <p>H 4 0 0 8 .</p>	<p>Select Caster</p> <p>H Hard Caster S Soft Caster (+ \$30) Specify for models H4001 and H4002 only</p> <p>H .</p>	<p>Select Fabric</p> <p>See page 249</p> <p>C U 1 0 .</p>	<p>Select Frame</p> <p>T Black</p> <p>T</p>
--	--	--	--

SOLVE®



Solve Task Chairs and Stools.

SOLVE®

If you want to make a powerful statement, simply have a seat. With three back materials and an optional adjustable lumbar support, Solve answers the need for a higher level of personalization. Solve task chairs feature a geometric ReActiv® back to create a contemporary look, while the 4-Way Stretch mesh back offers a softer, more relaxed feel. The synchronized seat and back move in harmony with the user to provide continuous comfort that can be customized. Helping anyone achieve optimal balance, proper alignment and lumbar support, Solve is an ideal solution for everywhere and everybody.



FEATURES

- Synchronized seat and back create continuous comfort.
- Waterfall seat edge encourages leg circulation.
- Optional seat depth adjustment adapts to users of various heights.
- ReActiv® back design moves with your body to provide continuous support and airflow for lasting comfort.
- Available with three control types — synchro-tilt, synchro-tilt with seat slider and advanced synchro-tilt.
- Choose from four different arm options — armless, fixed, height- and width-adjustable or all-adjustable arms.
- Optional lumbar support delivers long-lasting comfort.
- Available with bell glides, hard casters or soft casters.
- Upholstered ReActiv® back offers all the benefits of the ReActiv® back with a fabric cover for additional comfort.
- Back upholstery available in one of six attractive fabrics.
- Choose from 3 frame options: Black, Titanium and White.
- Available in five mesh back and seven lumbar colors and thousands of fabrics.
- Warranted for users up to 300 lbs.

SOLVE[®] Options

MODEL OPTIONS

HSLVTMM



Mid-Back Task (4-Way Stretch Back)

Pneumatic, Swivel, Synchro-tilt, Tilt Tension, Tilt Lock

HSLVSMM



Stool (4-Way Stretch Back)

Pneumatic, Swivel, Synchro-tilt, Tilt Tension, Tilt Lock

HSLVTMMS



Mid-Back Task (4-Way Stretch Back) with Designer White frame

Pneumatic, Swivel, Synchro-tilt, Tilt Tension, Tilt Lock

HSLVSMMS



Stool (4-Way Stretch Back) with Designer White frame

Pneumatic, Swivel, Synchro-tilt, Tilt Tension, Tilt Lock

HSLVTMR



Mid-Back Task (ReActiv[®] Back)

Pneumatic, Swivel, Synchro-tilt, Tilt Tension, Tilt Lock

HSLVSMR



Stool (ReActiv[®] Back)

Pneumatic, Swivel, Synchro-tilt, Tilt Tension, Tilt Lock

HSLVTMRS



Mid-Back Task (ReActiv[®] Back) with Designer White frame

Pneumatic, Swivel, Synchro-tilt, Tilt Tension, Tilt Lock

HSLVSMRS



Stool (ReActiv[®] Back) with Designer White frame

Pneumatic, Swivel, Synchro-tilt, Tilt Tension, Tilt Lock

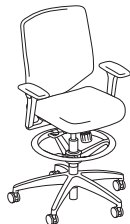
HSLVTMU



Mid-Back Task (Upholstered Back)

Pneumatic, Swivel, Synchro-tilt, Tilt Tension, Tilt Lock

HSLVSMU



Stool (Upholstered Back)

Pneumatic, Swivel, Synchro-tilt, Tilt Tension, Tilt Lock

HSLVTMUS



Mid-Back Task (Upholstered Back) with Designer White frame

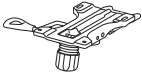
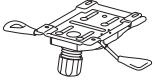
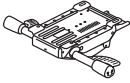
Pneumatic, Swivel, Synchro-tilt, Tilt Tension, Tilt Lock

HSLVSMUS










Stool (Upholstered Back) with Designer White frame

Pneumatic, Swivel, Synchro-tilt, Tilt Tension, Tilt Lock

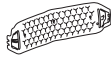
MECHANISM	CODE	DESCRIPTION	PRICE
	Y0	Synchro-Tilt A, E, J, K, L	+\$0
	Y1	Synchro-Tilt w/Seat Slider A, D, E, J, K, L	+\$20
	Y2	Advanced Synchro-Tilt A, D, E, J, L, A-D	+\$65


**Y2 control not available on stool models*

ARM STYLE	CODE	DESCRIPTION	PRICE
	N	Armless	+\$0
	F	Fixed Arms	+\$65
		<i>*Not available on Designer White models</i>	
	A	Height and Width Adjustable Arms	+\$75
	V	All-Adjustable Arms (includes Pivot)	+\$115
		<i>*Not available on Designer White models</i>	

CASTERS/ GLIDE	CODE	DESCRIPTION	PRICE
	H	Hard Caster	+\$0
	S	Soft Caster	+\$30
	R	Roll Control Caster	+\$50
	G	Bell Glide	+\$25

BACK STYLE	CODE	DESCRIPTION	PRICE
		<i>4-Way Stretch mesh back options:</i>	
	IM	Black	+\$0
	IF	Fog	+\$0
	IC	Charcoal	+\$0
	IH	Chai	+\$0
	IY	Navy	+\$0
		<i>ReActiv® back options:</i>	
	OS	Charcoal	+\$0
	DW	Designer White	+\$0
	TI	Titanium	+\$0
		<i>Fabric options:</i>	
	COMF46	Bittersweet	+\$0
	COMF10	Ink	+\$0
	COMF82	Meadow	+\$0
	COMF90	Midnight	+\$0
	COMF22	Putty	+\$0
	COMF19	Sterling	+\$0

LUMBAR	CODE	DESCRIPTION	PRICE
	NL	No Lumbar	+\$0
	BL	Black Adjustable Lumbar	+\$30
	BY	Bullseye Adjustable Lumbar	+\$30
	DW	Designer White Adjustable Lumbar	+\$30
	KT	Krypton Adjustable Lumbar	+\$30
	MR	Ember Adjustable Lumbar	+\$30
	RE	Regatta Adjustable Lumbar	+\$30
	TL	Titanium Adjustable Lumbar	+\$30

BASE	CODE	DESCRIPTION	PRICE
	SB	Standard Base	+\$0

FRAME	CODE	DESCRIPTION	PRICE
	T	Black	+\$0
	TI	Titanium	+\$35
	DW	Designer White	+\$35

HON BRANDED FABRICS

GRADE 1

Attire
Centurion
Compass
Compass Foam
Contourett Polyurethane
Dapper
Hamilton
Inertia
Optic

GRADE 2

Appoint Seating
Clyde
Dotty
Rush
Seed
Spin Seating
Whisper Vinyl

GRADE 3


In Season
Purl
Silvertex™ Vinyl

GRADE L

Denver Leather
(Seat Only)































For a complete list of fabrics, including partnership fabrics, go to hon.com/fabricsandfinishes.

Reference Fabric Color Combinations on pages 18-22 for color codes and legend on page 19 for lead times.

 For Fire Code model, availability and ordering method, refer to pages 26-29. Available on select models, contact HON Customer Support for availability.

DIMENSIONS


NOTE: When selecting the .TI Titanium or .DW Designer White frame option, the chair's back frame, arms, and base will match. 4-Way Stretch, ReActiv[®], and/or lumbar color must be selected separately.

MODEL		HSLVTMM /HSLVTMMS	HSLVSMM /HSLVSMS	HSLVTMR /HSLVTMRS	HSLVSMR /HSLVSMRS	HSLVTMU /HSLVTMUS	HSLVSMU /HSLVSMUS
Overall Width Armless		29½"	29½"	29½"	29½"	29½"	29½"
Overall Width with Arms	(A)	29½"	29½"	29½"	29½"	29½"	29½"
Overall Depth		29½"	29½"	29½"	29½"	29½"	29½"
Overall Height – Max	(Y0/Y1) (Y2)	41¾" 42½"	52¾" —	41¾" 42½"	52¾" —	41¾" 42½"	52¾" —
Seat Width		19"	19"	19"	19"	19"	19"
Seat Depth (Cushion)		19¼"	19¼"	19¼"	19¼"	19¼"	19¼"
Usable Seat Depth	(Y0) (Y1) (Y2)	17⅝" 16¼"-18½" 16¼"-19¼"	17⅝" 16¼"-18½" —	17⅝" 16¼"-18½" 16¼"-19¼"	17⅝" 16¼"-18½" —	17⅝" 16¼"-18½" 16¼"-19¼"	17⅝" 16¼"-18½" —
Seat Height	(Y0/Y1) (Y2)	16¾"-21¾" 17½"-22½"	22¾"-32¾" —	16¾"-21¾" 17½"-22½"	22¾"-32¾" —	16¾"-21¾" 17½"-22½"	22¾"-32¾" —
Back Width		18¼"	18¼"	18¼"	18¼"	18¼"	18¼"
Back Height		21½"	21½"	21½"	21½"	21½"	21½"
Ship Weight Armless	(Y0) (Y1) (Y2)	40  42  45 	45  47  —	41  43  46 	46  48  —	41  43  46 	46  48  —
Ship Weight with Arms	(Y0) (Y1) (Y2)	44  46  49 	49  51  —	45  47  50 	50  52  —	45  47  50 	50  52  —
Width Between Arms		17½"-20"	17½"-20"	17½"-20"	17½"-20"	17½"-20"	17½"-20"
COM		1.0	1.0	1.0	1.0	1.0	1.0
Weight Capacity		300 lbs	300 lbs	300 lbs	300 lbs	300 lbs	300 lbs



Icon Legend on page 15

HSLVTMM



MID-BACK TASK

- 4-Way Stretch Back**
- Pneumatic
- Swivel
- Synchro-tilt
- Tilt Tension
- Tilt Lock

DIMENSIONS


- Seat Depth: 19¼
- Seat Width: 19
- Back Width: 18¼
- Back Height: 21½
- Arm Width: 17½-20
- Cube: 10.8
- Weight Rating: 300 lbs.

FABRIC PRICE CODES

1	\$472	8	\$541
2	\$484	9	\$550
3	\$496	10	\$559
4	\$505	11	\$568
5	\$514	12	\$577
6	\$523	L	\$572
7	\$532		

NOTES: Please reference pages 253-254 for additional specifications and mechanism information.

HSLVTMMS



MID-BACK TASK IN DESIGNER WHITE

- 4-Way Stretch Back**
- Pneumatic
- Swivel
- Synchro-tilt
- Tilt Tension
- Tilt Lock

DIMENSIONS

- Seat Depth: 19¼
- Seat Width: 19
- Back Width: 18¼
- Back Height: 21½
- Arm Width: 17½-20
- Cube: 10.8
- Weight Rating: 300 lbs.

FABRIC PRICE CODES

1	\$472	8	\$541
2	\$484	9	\$550
3	\$496	10	\$559
4	\$505	11	\$568
5	\$514	12	\$577
6	\$523	L	\$572
7	\$532		

OPEN MARKET

NOTES: Please reference pages 253-254 for additional specifications and mechanism information.


HON Recommendation: HSLVTMM.Y1.A.S.IM.CU__BL.SB.T - List Price \$627

HOW TO SPECIFY

Select Model Number	Select Control Type	Select Arm Type	Select Caster/Glide	Select Mesh Back	Select Fabric	Select Lumbar	Select Base	Select Frame
Y0 Synchro-Tilt Y1 Synchro-Tilt w/ Seat Slider (+ \$20) Y2 Advanced Synchro-Tilt (+ \$65)	N Armless F Fixed Arms (+ \$65) A Height and Width Adjustable Arms (+ \$75) V All-Adjustable Arms (includes pivot) (+ \$115)	H Hard Caster (+ \$30) S Soft Caster (+ \$30) G Bell Glide (+ \$25) R Roll Control Caster (+ \$50)	IM Black IF Fog IC Charcoal IH Chai IY Navy	See page 254	NL No Lumbar BL Black Adjustable Lumbar (+ \$30) BY Bullseye Adjustable Lumbar (+ \$30) DW Designer White Adjustable Lumbar (+ \$30) KT Krypton Adjustable Lumbar (+ \$30) MR Ember Adjustable Lumbar (+ \$30) RE Regatta Adjustable Lumbar (+ \$30) TL Titanium Adjustable Lumbar (+ \$30)	SB Standard Base	HSLVTMM Options T Black TI Titanium (+ \$35) HSLVTMMS Options DW Designer White (+ \$35) <i>Available for model HSLVTMMS only</i>	
H S L V T M M .	Y 1 .	A .	S .	I M .	C U 1 0 .	B L .	S B .	T



HSLVSMM



STOOL

- 4-Way Stretch Back**
- Pneumatic
- Swivel
- Synchro-tilt
- Tilt Tension
- Tilt Lock

DIMENSIONS

Seat Depth:	19¼	Arm Width:	17½-20
Seat Width:	19	Cube:	10.8
Back Width:	18¼	Weight Rating:	300 lbs.
Back Height:	21½		

FABRIC PRICE CODES

1	\$528	8	\$597
2	\$540	9	\$606
3	\$552	10	\$615
4	\$561	11	\$624
5	\$570	12	\$633
6	\$579	L	\$628
7	\$588		

NOTES: Please reference pages 253-254 for additional specifications and mechanism information.

HSLVSMMS



STOOL IN DESIGNER WHITE

- 4-Way Stretch Back**
- Pneumatic
- Swivel
- Synchro-tilt
- Tilt Tension
- Tilt Lock

DIMENSIONS

Seat Depth:	19¼	Arm Width:	17½-20
Seat Width:	19	Cube:	10.8
Back Width:	18¼	Weight Rating:	300 lbs.
Back Height:	21½		

FABRIC PRICE CODES

1	\$528	8	\$597
2	\$540	9	\$606
3	\$552	10	\$615
4	\$561	11	\$624
5	\$570	12	\$633
6	\$579	L	\$628
7	\$588		

OPEN MARKET

NOTES: Please reference pages 253-254 for additional specifications and mechanism information.

HON Recommendation: HSLVSMM.Y1.A.S.IM.CU__BL.SB.T - List Price \$683


HOW TO SPECIFY

Select Model Number	Select Control Type	Select Arm Type	Select Caster/Glide	Select Mesh Back	Select Fabric	Select Lumbar	Select Base	Select Frame
YO Synchro-Tilt Y1 Synchro-Tilt w/ Seat Slider (+ \$20)	N Armless F Fixed Arms (+ \$65) A Height and Width Adjustable Arms (+ \$75) V All-Adjustable Arms (includes pivot) (+ \$115)	H Hard Caster S Soft Caster (+ \$30) G Bell Glide (+ \$25) R Roll Control Caster (+ \$50)	4-Way Stretch options IM Black IF Fog IC Charcoal IH Chai IY Navy	See page 254	NL No Lumbar BL Black Adjustable Lumbar (+ \$30) BY Bullseye Adjustable Lumbar (+ \$30) DW Designer White Adjustable Lumbar (+ \$30) KT Krypton Adjustable Lumbar (+ \$30) MR Ember Adjustable Lumbar (+ \$30) RE Regatta Adjustable Lumbar (+ \$30) TL Titanium Adjustable Lumbar (+ \$30)	SB Standard Base	HSLVSMM Options T Black TI Titanium (+ \$35) HSLVSMMS Options DW Designer White (+ \$35) <i>Available for model HSLVSMMS only</i>	
H S L V S M M .	Y 1 .	A .	S .	I M .	C U 1 0 .	B L .	S B .	T



Icon Legend on page 15

HSLVTMR



MID-BACK TASK

- ReActiv® Back**
- Pneumatic
- Swivel
- Synchro-tilt
- Tilt Tension
- Tilt Lock

DIMENSIONS


- Seat Depth: 19¼
- Seat Width: 19
- Back Width: 18¾
- Back Height: 21½
- Arm Width: 17½-20
- Cube: 10.8
- Weight Rating: 300 lbs.

FABRIC PRICE CODES

- | | | | |
|---|-------|----|-------|
| 1 | \$504 | 8 | \$573 |
| 2 | \$516 | 9 | \$582 |
| 3 | \$528 | 10 | \$591 |
| 4 | \$537 | 11 | \$600 |
| 5 | \$546 | 12 | \$609 |
| 6 | \$555 | L | \$604 |
| 7 | \$564 | | |

NOTES: Please reference pages 253-254 for additional specifications and mechanism information.

HSLVTMRS



MID-BACK TASK IN DESIGNER WHITE

- ReActiv® Back**
- Pneumatic
- Swivel
- Synchro-tilt
- Tilt Tension
- Tilt Lock

DIMENSIONS

- Seat Depth: 19¼
- Seat Width: 19
- Back Width: 18¾
- Back Height: 21½
- Arm Width: 17½-20
- Cube: 10.8
- Weight Rating: 300 lbs.

FABRIC PRICE CODES

- | | | | |
|---|-------|----|-------|
| 1 | \$504 | 8 | \$573 |
| 2 | \$516 | 9 | \$582 |
| 3 | \$528 | 10 | \$591 |
| 4 | \$537 | 11 | \$600 |
| 5 | \$546 | 12 | \$609 |
| 6 | \$555 | L | \$604 |
| 7 | \$564 | | |

OPEN MARKET

NOTES: Please reference pages 253-254 for additional specifications and mechanism information.

HON Recommendation: HSLVTMR.Y1.A.H.OS.CU__NL.SB.T - List Price \$599

HOW TO SPECIFY

Select Model Number	Select Control Type	Select Arm Type	Select Caster/Glide	Select Back Color	Select Fabric	Select Lumbar	Select Base	Select Frame
	Y0 Synchro-Tilt Y1 Synchro-Tilt w/ Seat Slider (+ \$20) Y2 Advanced Synchro-Tilt (+ \$65)	HSLVTMR Options N Armless F Fixed Arms (+ \$65) A Height and Width Adjustable Arms (+ \$75) V All-Adjustable Arms (includes pivot) (+ \$115) HSLVTMRS Options ADW Height and Width Adjustable Arms (+ \$75) <i>Available for model HSLVTMRS only</i>	H Hard Caster (+ \$30) S Soft Caster (+ \$30) G Bell Glide (+ \$25) R Roll Control Caster (+ \$50)	OS Charcoal TI Titanium DW Designer White	See page 254	NL No Lumbar BL Black Adjustable Lumbar (+ \$30) BY Bullseye Adjustable Lumbar (+ \$30) DW Designer White Adjustable Lumbar (+ \$30) KT Krypton Adjustable Lumbar (+ \$30) MR Ember Adjustable Lumbar (+ \$30) RE Regatta Adjustable Lumbar (+ \$30) TL Titanium Adjustable Lumbar (+ \$30)	SB Standard Base	HSLVTMR Options T Black TI Titanium (+ \$35) HSLVTMRS Options DW Designer White (+ \$35) <i>Available for model HSLVTMRS only</i>
H S L V T M R .	Y 1 .	A .	H .	O S .	C U 1 0 .	N L .	S B .	T



Icon Legend on page 15

HSLVSMR



STOOL

ReActiv® Back
Pneumatic
Swivel
Synchro-tilt
Tilt Tension
Tilt Lock

DIMENSIONS

Seat Depth: 19¼ Arm Width: 17½-20
Seat Width: 19 Cube: 10.8
Back Width: 18¼ Weight Rating: 300 lbs.
Back Height: 21½

FABRIC PRICE CODES

1	\$560	8	\$629
2	\$572	9	\$638
3	\$584	10	\$647
4	\$593	11	\$656
5	\$602	12	\$665
6	\$611	L	\$660
7	\$620		

NOTES: Please reference pages 253-254 for additional specifications and mechanism information.

HSLVSMRS



STOOL IN DESIGNER WHITE

ReActiv® Back
Pneumatic
Swivel
Synchro-tilt
Tilt Tension
Tilt Lock

DIMENSIONS

Seat Depth: 19¼ Arm Width: 17½-20
Seat Width: 19 Cube: 10.8
Back Width: 18¼ Weight Rating: 300 lbs.
Back Height: 21½

FABRIC PRICE CODES

1	\$560	8	\$629
2	\$572	9	\$638
3	\$584	10	\$647
4	\$593	11	\$656
5	\$602	12	\$665
6	\$611	L	\$660
7	\$620		

OPEN MARKET

NOTES: Please reference pages 253-254 for additional specifications and mechanism information.

HON Recommendation: HSLVSMR.Y1.A.H.OS.CU__NL.SB.T - List Price \$655

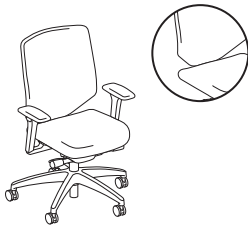
HOW TO SPECIFY

Select Model Number	Select Control Type	Select Arm Type	Select Caster/Glide	Select Back Color	Select Fabric	Select Lumbar	Select Base	Select Frame
YO Synchro-Tilt Y1 Synchro-Tilt w/ Seat Slider (+ \$20)	N Armless F Fixed Arms (+ \$65) A Height and Width Adjustable Arms (+ \$75) V All-Adjustable Arms (includes pivot) (+ \$115)	H Hard Caster S Soft Caster (+ \$30) G Bell Glide (+ \$25) R Roll Control Caster (+ \$50)	OS Charcoal TI Titanium DW Designer White	See page 254	NL No Lumbar BL Black Adjustable Lumbar (+ \$30) BY Bullseye Adjustable Lumbar (+ \$30) DW Designer White Adjustable Lumbar (+ \$30) KT Krypton Adjustable Lumbar (+ \$30) MR Ember Adjustable Lumbar (+ \$30) RE Regatta Adjustable Lumbar (+ \$30) TL Titanium Adjustable Lumbar (+ \$30)	SB Standard Base	HSLVSMR Options T Black TI Titanium (+ \$35) HSLVSMRS Options DW Designer White (+ \$35) <i>Available for model HSLVSMRS only</i>	
H S L V S M R .	Y 1 .	A .	H .	O S .	C U 1 0 .	N L .	S B .	T



Icon Legend on page 15

HSLVTMU



MID-BACK TASK

- Upholstered Back**
- Pneumatic
- Swivel
- Synchro-tilt
- Tilt Tension
- Tilt Lock

DIMENSIONS

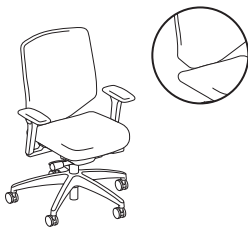
- Seat Depth: 19¼
- Seat Width: 19
- Back Width: 18¼
- Back Height: 21½
- Arm Width: 17½-20
- Cube: 10.8
- Weight Rating: 300 lbs.

FABRIC PRICE CODES

- | | | | |
|---|-------|----|-------|
| 1 | \$519 | 8 | \$588 |
| 2 | \$531 | 9 | \$597 |
| 3 | \$543 | 10 | \$606 |
| 4 | \$552 | 11 | \$615 |
| 5 | \$561 | 12 | \$624 |
| 6 | \$570 | L | \$619 |
| 7 | \$579 | | |

NOTES: Please reference pages 253-254 for additional specifications and mechanism information.

HSLVTMUS



MID-BACK TASK IN DESIGNER WHITE

- Upholstered Back**
- Pneumatic
- Swivel
- Synchro-tilt
- Tilt Tension
- Tilt Lock

DIMENSIONS

- Seat Depth: 19¼
- Seat Width: 19
- Back Width: 18¼
- Back Height: 21½
- Arm Width: 17½-20
- Cube: 10.8
- Weight Rating: 300 lbs.

FABRIC PRICE CODES

- | | | | |
|---|-------|----|-------|
| 1 | \$519 | 8 | \$588 |
| 2 | \$531 | 9 | \$597 |
| 3 | \$543 | 10 | \$606 |
| 4 | \$552 | 11 | \$615 |
| 5 | \$561 | 12 | \$624 |
| 6 | \$570 | L | \$619 |
| 7 | \$579 | | |

OPEN MARKET

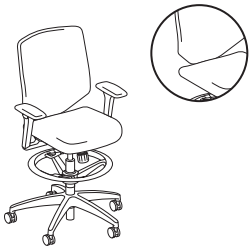
NOTES: Please reference pages 253-254 for additional specifications and mechanism information.

HON Recommendation: HSLVTMU.Y1.A.H.OS.COMF10.COMP10.NL.SB.T - List Price \$614

HOW TO SPECIFY

Select Model Number	Select Control Type	Select Arm Type	Select Caster/Glide	Select Back Color	Select Back Fabric	Select Seat Fabric	Select Lumbar	Select Base	Select Frame
	Y0 Synchro-Tilt Y1 Synchro-Tilt w/ Seat Slider (+ \$20) Y2 Advanced Synchro-Tilt (+ \$65)	HSLVTMU Options N Armless F Fixed Arms (+ \$65) A Height and Width Adjustable Arms (+ \$75) V All-Adjustable Arms (includes pivot) (+ \$115)	H Hard Caster S Soft Caster (+ \$30) G Bell Glide (+ \$25) R Roll Control Caster (+ \$50)	OS Charcoal TI Titanium DW Designer White	COMF46 Bittersweet COMF10 Ink COMF82 Meadow COMF90 Midnight COMF22 Putty COMF19 Sterling	See page 254	NL No Lumbar BL Black Adjustable Lumbar (+ \$30) BY Bullseye Adjustable Lumbar (+ \$30) DW Designer White Adjustable Lumbar (+ \$30) KT Krypton Adjustable Lumbar (+ \$30) MR Ember Adjustable Lumbar (+ \$30) RE Regatta Adjustable Lumbar (+ \$30) TL Titanium Adjustable Lumbar (+ \$30)	SB Standard Base	HSLVTMU Options T Black TI Titanium (+ \$35)
		HSLVTMUS Options ADW Height and Width Adjustable Arms (+ \$75) <i>Available for model HSLVTMUS only</i>							HSLVTMUS Options DW Designer White (+ \$35) <i>Available for model HSLVTMUS only</i>
H S L V T M U	Y 1	A	H	O S	C O M F 1 0	C O M P 1 0	N L	S B	T

HSLVSMU



STOOL

Upholstered Back
Pneumatic
Swivel
Synchro-tilt
Tilt Tension
Tilt Lock

DIMENSIONS

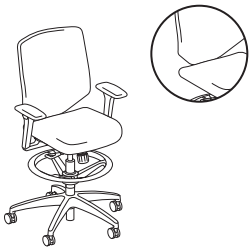
Seat Depth: 19¼ Arm Width: 17½-20
Seat Width: 19 Cube: 10.8
Back Width: 18¼ Weight Rating: 300 lbs.
Back Height: 21½

FABRIC PRICE CODES

1	\$577	8	\$646
2	\$589	9	\$655
3	\$601	10	\$664
4	\$610	11	\$673
5	\$619	12	\$682
6	\$628	L	\$677
7	\$637		

NOTES: Please reference pages 253-254 for additional specifications and mechanism information.

HSLVSMUS



STOOL IN DESIGNER WHITE

Upholstered Back
Pneumatic
Swivel
Synchro-tilt
Tilt Tension
Tilt Lock

DIMENSIONS

Seat Depth: 19¼ Arm Width: 17½-20
Seat Width: 19 Cube: 10.8
Back Width: 18¼ Weight Rating: 300 lbs.
Back Height: 21½

FABRIC PRICE CODES

1	\$577	8	\$646
2	\$589	9	\$655
3	\$601	10	\$664
4	\$610	11	\$673
5	\$619	12	\$682
6	\$628	L	\$677
7	\$637		

OPEN MARKET

NOTES: Please reference pages 253-254 for additional specifications and mechanism information.

HON Recommendation: HSLVSMU.Y1.A.H.OS.COMF10.COMP10.NL.SB.T - List Price \$672

HOW TO SPECIFY

Select Model Number	Select Control Type	Select Arm Type	Select Caster/Glide	Select Back Color	Select Back Fabric	Select Seat Fabric	Select Lumbar	Select Base	Select Frame
	Y0 Synchro-Tilt Y1 Synchro-Tilt w/ Seat Slider (+\$20)	HSLVSMU Options N Armless F Fixed Arms (+\$65) A Height and Width Adjustable Arms (+\$75) V All-Adjustable Arms (includes pivot) (+\$115) HSLVSMUS Options ADW Height and Width Adjustable Arms (+\$75) Available for model HSLVSMUS only	H Hard Caster S Soft Caster (+\$30) G Bell Glide (+\$25) R Roll Control Caster (+\$50)	OS Charcoal TI Titanium DW Designer White	COMF46 Bittersweet COMF10 Ink COMF82 Meadow COMF90 Midnight COMF22 Putty COMF19 Sterling	See page 254	NL No Lumbar BL Black Adjustable Lumbar (+\$30) BY Bullseye Adjustable Lumbar (+\$30) DW Designer White Adjustable Lumbar (+\$30) KT Krypton Adjustable Lumbar (+\$30) MR Ember Adjustable Lumbar (+\$30) RE Regatta Adjustable Lumbar (+\$30) TL Titanium Adjustable Lumbar (+\$30)	SB Standard Base	HSLVSMU Options T Black TI Titanium (+\$35) HSLVSMUS Options DW Designer White (+\$35) Available for model HSLVSMUS only
H S L V S M U	. Y 1 .	. A .	. H .	. O S .	. C O M F 1 0 .	. C O M P 1 0 .	. N L .	. S B .	. T



HSLVTMMKD

MID-BACK TASK

DIMENSIONS

FABRIC PRICE CODES



- 4-Way Stretch Back**
- Pneumatic
- Swivel
- Synchro-tilt
- Tilt Tension
- Tilt Lock

- Seat Depth: 19¼
- Seat Width: 19
- Back Width: 18¼
- Back Height: 21½
- Arm Width: 17½-20
- Cube: 5.6
- Weight Rating: 300 lbs.

- 1 \$432**
- 2 \$444**
- 3 \$456**


NOTES: Please reference pages 253-254 for additional specifications and mechanism information.

HSLVTMRKD

MID-BACK TASK

DIMENSIONS

FABRIC PRICE CODES



- ReActiv® Back**
- Pneumatic
- Swivel
- Synchro-tilt
- Tilt Tension
- Tilt Lock

- Seat Depth: 19¼
- Seat Width: 19
- Back Width: 18¼
- Back Height: 21½
- Arm Width: 17½-20
- Cube: 5.6
- Weight Rating: 300 lbs.

- 1 \$464**
- 2 \$476**
- 3 \$488**

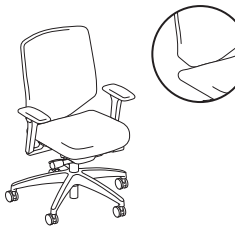
NOTES: Please reference pages 253-254 for additional specifications and mechanism information.

HSLVTMUKD

MID-BACK TASK

DIMENSIONS

FABRIC PRICE CODES



- Upholstered Back**
- Pneumatic
- Swivel
- Synchro-tilt
- Tilt Tension
- Tilt Lock

- Seat Depth: 19¼
- Seat Width: 19
- Back Width: 18¼
- Back Height: 21½
- Arm Width: 17½-20
- Cube: 5.6
- Weight Rating: 300 lbs.

- 1 \$479**
- 2 \$491**
- 3 \$503**

NOTES: Please reference pages 253-254 for additional specifications and mechanism information.

HON Recommendation: HSLVTMMKD.Y1.A.H.IM.CU__BL.SB.T - List Price \$557

HOW TO SPECIFY

Select Model Number	Select Control Type	Select Arm Type	Select Caster	Select Mesh Back	Select Back Color	Select Back Fabric	Select Seat Fabric	Select Lumbar	Select Base	Select Frame
	Y1 Synchro-Tilt w/ Seat Slider (+ \$20)	A Height and Width Adjustable Arms (+ \$75)	H Hard Caster	4-Way Stretch options IM Black <i>Specify for model HSLVTMMKD only</i>	OS Charcoal TI Titanium <i>Specify for models HSLVTMRKD and HSLVTMUKD only</i>	COMF46 Bittersweet COMF10 Ink COMF82 Meadow COMF90 Midnight COMF22 Putty COMF19 Sterling <i>Specify for model HSLVTMUKD only</i>	See page 254	NL No Lumbar BL Black Adjustable Lumbar (+ \$30)	SB Standard Base	T Black
HSLVTMMKD	Y1	A	H	IM			CU10	BL	SB	T
HSLVTMRKD	Y1	A	H		OS		CU10	BL	SB	T
HSLVTMUKD	Y1	A	H		OS	COMF46	CU10	BL	SB	T

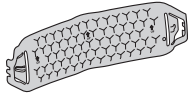


HSLVLMBR

LUMBAR PACK

DIMENSIONS

LIST PRICE



Ship Weight: 1 **S**
Cube: 0.2

\$33

HOW TO SPECIFY

Select Model Number

Select Color

- BY** Bullseye Adjustable Lumbar
- DW** Designer White Adjustable Lumbar
- KT** Krypton Adjustable Lumbar
- MR** Ember Adjustable Lumbar
- RE** Regatta Adjustable Lumbar
- T** Black
- TI** Titanium

H S L V L M B R . T

HSLVFAP

FIXED ARM PACK

DIMENSIONS

LIST PRICE



Ship Weight: 6 **S**
Cube: 1.0

\$112

HSLV2DAP

ADJUSTABLE ARM PACK

DIMENSIONS

LIST PRICE



Height and Width

Adjustable Arms Width: 17½-20
Height from Seat: 7¼-11¼
Ship Weight: 6 **S**
Cube: 1.0

\$122

HSLV4DAP

ALL-ADJUSTABLE ARM PACK

DIMENSIONS

LIST PRICE



Including Pivot

Ship Weight: 6 **S**
Cube: 1.0

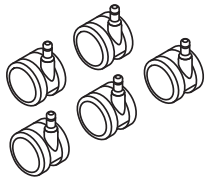
\$164

HSCASTER

SET OF 5 SOFT CASTERS

DIMENSIONS

LIST PRICE



Size: 60mm
Ship Weight: 2 **S**
Cube: 0.1

\$50

i Available in Black finish only, no specification needed.

HOW TO SPECIFY

Select Model Number

Select Color

- T** Black
- TI** Titanium
- DW** Designer White (available on HSLV2DAP only)

H S L V 2 D A P . T

SOOTHE®



Soothe Guest
Chairs and Tables.

SOOTHE®

Soothe offers the comfort and versatility to support a variety of healthcare and waiting environments. This family of patient and guest seats are constructed from durable materials and thoughtfully designed to be easily cleaned. The entire collection maximizes comfort along the patient's journey to recovery, enhances functionality for the caregiver, and creates the versatility required to deliver a higher level of care. Soothe simply helps create happier patients and better caregivers.



FEATURES

- Select Charcoal Urethane or solid hardwood arms in one of eight finishes.
- Wipeout space at the back of the seat allows for easy maintenance.
- Model HHCP1 has a responsive design back that moves with the patient for added comfort.
- Bench seating is available in two-seat or three-seat options.
- Choose Textured Charcoal or Textured Satin Chrome frame.
- Dual fabric option offers endless color combinations.
- Chairs can be ganged together to create straight rows.
- Warranted for users up to 350 lbs. (Model HHCG50 bariatric chair warranted for 750 lbs.)

SOOTHE[®] Options

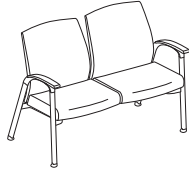
MODEL OPTIONS

HHCG11
HHCG11DF - Dual Fabric



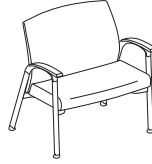
Guest Chair

HHCG21
HHCG21DF - Dual Fabric



Two-Seat Chair

HHCG50
HHCG50DF - Dual Fabric



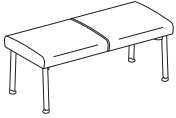
Bariatric Chair

HHCP1
HHCP1DF - Dual Fabric



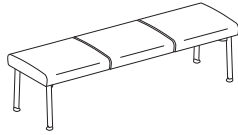
High-Back Patient Chair

HHCGB21



Two-Seat Bench

HHCGB31



Three-Seat Bench

FINISH	CODE	DESCRIPTION	PRICE	FRAME	CODE	DESCRIPTION	PRICE
	S	Charcoal Urethane	+\$0		Grade P1		
	H	Bourbon Cherry	+\$100		P6P	Textured Black Mica	+\$0
	F	Shaker Cherry	+\$100		PK7	Textured Designer White	+\$0
	C	Harvest	+\$100		P7A	Textured Charcoal	+\$0
	D	Natural Maple	+\$100		P7J	Textured Brownstone	+\$0
	N	Mahogany	+\$100		P7L	Textured Loft	+\$0
	MOCH	Mocha	+\$100		P7M	Textured Muslin	+\$0
	COGN	Cognac	+\$100		P8V	Textured Titanium	+\$0
	PINC	Pinnacle	+\$100		Grade P2		
	LKI1	Kingswood Walnut	+\$100		PR8	Textured Silver	+\$0
	LFW1	Florence Walnut	+\$100				

HON BRANDED FABRICS

GRADE 1

Attire
Centurion
Compass
Contourett Polyurethane
Dapper
Hamilton
Inertia
Optic

GRADE 2


Appoint Seating
Clyde
Dotty
Rush
Seed
Spin Seating
Whisper Vinyl

GRADE 3

In Season
Purl
Silvertex™ Vinyl

For a complete list of fabrics, including partnership fabrics, go to hon.com/fabricsandfinishes.

Reference Fabric Color Combinations on pages 18-22 for color codes and legend on page 19 for lead times. For Fire Code and Moisture Barrier model availability and ordering method, refer to pages 26-29. For additional HON to Supply COM fabric grade pricing, go to honready.hon.com and click on the HON to Supply COM link.

 For Fire Code model, availability and ordering method, refer to pages 26-29. Available on select models, contact HON Customer Support for availability.

DUAL FABRIC COM YARDAGE

Due to fabric pattern nesting and potential reduction of fabric yield, some dual fabric models may require more total yardage than standard models.

	SEAT	BACK
HHCG11DF	1.4 yd	1.5 yd
HHCG21DF	1.7 yd	2.3 yd
HHCG50DF	1.4 yd	2.3 yd
HHCP1DF	1.4 yd	1.9 yd

SOOTHE[®]

Table Finish Options

AVAILABLE FINISHES

Soothe[®] Tables are available in 13 laminate colors. Each laminate has a specific selection of edges available.

LAMINATE TOP COLORS	EDGE BAND COLORS
Designer White (LDW1)	Designer White (DW)
Charcoal (S)	Charcoal (S)
Silver Mesh (B9)	Loft (LOFT)
Bourbon Cherry (H)	Bourbon Cherry (H), Muslin (T), White (WHIT)
Mahogany (N)	Mahogany (N), Loft (LOFT), Shadow (SHDW)
Natural Maple (D)	Natural Maple (D), Muslin (T), White (WHIT), Loft (LOFT)
Shaker Cherry (F)	Shaker Cherry (F), Muslin (T), White (WHIT), Loft (LOFT), Shadow (SHDW)
Harvest (C)	Harvest (C), Muslin (T), White (WHIT), Loft (LOFT)
Cognac (COGN)	Cognac (COGN), Muslin (T), White (WHIT)
Mocha (MOCH)	Mocha (MOCH), Muslin (T), White (WHIT), Loft (LOFT), Shadow (SHDW)
Pinnacle (PINC)	Pinnacle (PINC), Muslin (T), White (WHIT), Loft (LOFT), Shadow (SHDW)
Florence Walnut (LFW1)	Florence Walnut (FW)
Kingswood Walnut (LK11)	Kingswood Walnut (KI)



Icon Legend on page 15

HHCG11

GUEST CHAIR



DIMENSIONS

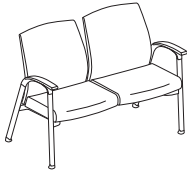
Depth:	27	Arm Width:	20½
Width:	25½	Seat to Floor Height:	18⅞
Height:	35	Usable Seat Depth:	18
Seat Depth:	18	Ship Weight:	55
Seat Width:	21½	Cube:	14.9
Back Width:	21	COM:	2.0
Back Height:	20½	Weight Rating:	350 lbs.

FABRIC PRICE CODES

1	\$1020	8	\$1296
2	\$1020	9	\$1332
3	\$1116	10	\$1368
4	\$1152	11	\$1404
5	\$1188	12	\$1440
6	\$1224	L	—
7	\$1260		

HHCG21

TWO-SEAT CHAIR



Outside Arms

DIMENSIONS

Depth:	27	Arm Width:	42¾
Width:	48	Seat to Floor Height:	18⅞
Height:	35	Usable Seat Depth:	18
Each Seat Depth:	18	Ship Weight:	109
Each Seat Width:	21½	Cube:	33.8
Each Back Width:	21	COM:	3.4
Each Back Height:	20¼	Weight Rating:	350 lbs.

FABRIC PRICE CODES

1	\$1688	8	\$2171
2	\$1772	9	\$2234
3	\$1856	10	\$2297
4	\$1919	11	\$2360
5	\$1982	12	\$2423
6	\$2045	L	—
7	\$2108		

HHCG50

BARIATRIC CHAIR



DIMENSIONS

Depth:	26	Arm Width:	29½
Width:	34½	Seat to Floor Height:	18⅞
Height:	35	Usable Seat Depth:	18
Seat Depth:	18	Ship Weight:	80
Seat Width:	30½	Cube:	25.1
Back Width:	30	COM:	3.0
Back Height:	20½	Weight Rating:	750 lbs.

FABRIC PRICE CODES

1	\$1282	8	\$1765
2	\$1366	9	\$1828
3	\$1450	10	\$1891
4	\$1513	11	\$1954
5	\$1576	12	\$2017
6	\$1639	L	—
7	\$1702		

! HHCG50 is a Single Seat Bariatric chair warranted to 750 lbs.

HHCP1

HIGH-BACK PATIENT CHAIR



DIMENSIONS

Depth:	27	Arm Width:	20½
Width:	25½	Seat to Floor Height:	18⅞
Height:	46½	Usable Seat Depth:	18
Seat Depth:	18	Ship Weight:	61
Seat Width:	21½	Cube:	19.1
Back Width:	21	COM:	2.4
Back Height:	32	Weight Rating:	350 lbs.

FABRIC PRICE CODES

1	\$1137	8	\$1620
2	\$1221	9	\$1683
3	\$1305	10	\$1746
4	\$1368	11	\$1809
5	\$1431	12	\$1872
6	\$1494	L	—
7	\$1557		

! Only available in Silvertex and In Season under HON's Standard Fabric. Healthcare Grade Partnership Fabrics are available. For a complete list, please visit the Fabrics and Finishes page at HON.com.

OPEN MARKET

HOW TO SPECIFY

<p>Select Model Number</p> <p>HHCG11</p>	<p>Select Finish</p> <p>S Charcoal Urethane H Bourbon Cherry (+ \$100) F Shaker Cherry (+ \$100) C Harvest (+ \$100) D Natural Maple (+ \$100) N Mahogany (+ \$100) MOCH Mocha (+ \$100) COGN Cognac (+ \$100) PINC Pinnacle (+ \$100) LK11 Kingswood Walnut (+ \$100) LFW1 Florence Walnut (+ \$100)</p> <p>S</p>	<p>Select Fabric</p> <p>See page 265</p> <p>A190</p>	<p>Select Frame</p> <p>See page 265</p> <p>PR8</p>
---	---	---	---

SOOTHE® Dual Fabric

GSA SIN 33721



Icon Legend on page 15

HHCG11DF



GUEST CHAIR

Dual Fabric

DIMENSIONS

Depth:	27	Arm Width:	20½
Width:	25½	Seat to Floor Height:	18⅞
Height:	35	Usable Seat Depth:	18
Seat Depth:	18	Ship Weight:	55
Seat Width:	21½	Cube:	14.9
Back Width:	21	COM:	See page 265
Back Height:	20½	Weight Rating:	350 lbs.

FABRIC PRICE CODES

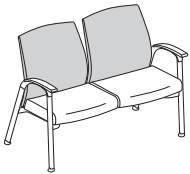
1 \$1101

Add to Base Price Above

	Back	Seat
2	\$24	\$24
3	\$48	\$48
4	\$66	\$66
5	\$84	\$84
6	\$102	\$102
7	\$120	\$120
8	\$138	\$138
9	\$156	\$156
10	\$174	\$174
11	\$192	\$192
12	\$210	\$210

NOTES: For dual fabric models, start with the base price, then add the additional amount for the back and seat from the corresponding matrix to determine final price. Choose any combination of fabric grades for back and seat. See examples below:
HHCG11DF base price (\$1101) + Grade 2 back fabric (add \$24) + Grade 4 seat fabric (add \$66) = Total \$1191 List

HHCG21DF



TWO-SEAT CHAIR

Dual Fabric
Outside Arms

DIMENSIONS

Depth:	27	Arm Width:	42¾
Width:	48	Seat to Floor Height:	18⅞
Height:	35	Usable Seat Depth:	18
Each Seat Depth:	18	Ship Weight:	109
Each Seat Width:	21½	Cube:	33.8
Each Back Width:	21	COM:	See page 265
Each Back Height:	20¼	Weight Rating:	350 lbs.

FABRIC PRICE CODES

1 \$1767

Add to Base Price Above

	Back	Seat
2	\$48	\$36
3	\$96	\$72
4	\$132	\$99
5	\$168	\$126
6	\$203	\$154
7	\$239	\$181
8	\$275	\$208
9	\$311	\$235
10	\$347	\$262
11	\$383	\$289
12	\$419	\$316

NOTES: For dual fabric models, start with the base price, then add the additional amount for the back and seat from the corresponding matrix to determine final price. Choose any combination of fabric grades for back and seat. See examples below:
HHCG21DF base price (\$1767) + Grade 2 back fabric (add \$48) + Grade 4 seat fabric (add \$99) = Total \$1914 List

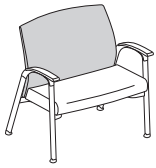
HOW TO SPECIFY

<p>Select Model Number</p>	<p>Select Finish</p> <p>S Charcoal Urethane H Bourbon Cherry (+ \$100) F Shaker Cherry (+ \$100) C Harvest (+ \$100) D Natural Maple (+ \$100) N Mahogany (+ \$100) MOCH Mocha (+ \$100) COGN Cognac (+ \$100) PINC Pinnacle (+ \$100) LK11 Kingswood Walnut (+ \$100) LFW1 Florence Walnut (+ \$100)</p>	<p>Select Back Fabric</p> <p>See page 265</p>	<p>Select Seat Fabric</p> <p>See page 265</p>	<p>Select Frame</p> <p>See page 265</p>
<p>HHCG11DF .</p>	<p>S .</p>	<p>A190 .</p>	<p>RS14 .</p>	<p>PR8</p>



SOOTHE® Dual Fabric

HHCG50DF



SIN 33721

BARIATRIC CHAIR

Dual Fabric

DIMENSIONS

Depth:	26	Arm Width:	29½
Width:	34½	Seat to Floor Height:	18⅞
Height:	35	Usable Seat Depth:	18
Seat Depth:	18	Ship Weight:	80
Seat Width:	30½	Cube:	25.1
Back Width:	30	COM:	See page 265
Back Height:	20½	Weight Rating:	750 lbs.

FABRIC PRICE CODES

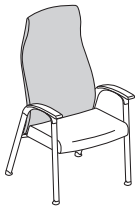
1	\$1361	
<i>Add to Base Price Above</i>		
	Back	Seat
2	\$48	\$36
3	\$96	\$72
4	\$132	\$99
5	\$168	\$126
6	\$203	\$154
7	\$239	\$181
8	\$275	\$208
9	\$311	\$235
10	\$347	\$262
11	\$383	\$289
12	\$419	\$316

NOTES: For dual fabric models, start with the base price, then add the additional amount for the back and seat from the corresponding matrix to determine final price. Choose any combination of fabric grades for back and seat. See examples below:

HHCG50DF base price (\$1361) + Grade 2 back fabric (add \$48) + Grade 4 seat fabric (add \$99) = Total \$1508 List

ⓘ HHCG50DF is a Single Seat Bariatric chair warranted to 750 lbs.

HHCP1DF



OPEN MARKET

HIGH-BACK PATIENT CHAIR

Dual Fabric

DIMENSIONS

Depth:	27	Arm Width:	20½
Width:	25½	Seat to Floor Height:	18⅞
Height:	46½	Usable Seat Depth:	18
Seat Depth:	18	Ship Weight:	61
Seat Width:	21½	Cube:	19.1
Back Width:	21	COM:	See page 265
Back Height:	32	Weight Rating:	350 lbs.

FABRIC PRICE CODES

1	\$1216	
<i>Add to Base Price Above</i>		
	Back	Seat
2	\$60	\$24
3	\$119	\$49
4	\$164	\$67
5	\$209	\$85
6	\$253	\$104
7	\$298	\$122
8	\$343	\$140
9	\$388	\$158
10	\$432	\$177
11	\$477	\$195
12	\$522	\$213

NOTES: For dual fabric models, start with the base price, then add the additional amount for the back and seat from the corresponding matrix to determine final price. Choose any combination of fabric grades for back and seat. See examples below:

HHCP1DF base price (\$1216) + Grade 2 back fabric (add \$60) + Grade 4 seat fabric (add \$67) = Total \$1343 List

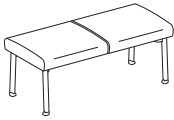
ⓘ Only available in Silvertext and In Season under HON's Standard Fabric. Healthcare Grade Partnership Fabrics are available. For a complete list, please visit the Fabrics and Finishes page at HON.com.

HOW TO SPECIFY

<p>Select Model Number</p>	<p>Select Finish</p> <p>S Charcoal Urethane H Bourbon Cherry (+ \$100) F Shaker Cherry (+ \$100) C Harvest (+ \$100) D Natural Maple (+ \$100) N Mahogany (+ \$100) MOCH Mocha (+ \$100) COGN Cognac (+ \$100) PINC Pinnacle (+ \$100) LK11 Kingswood Walnut (+ \$100) LFW1 Florence Walnut (+ \$100)</p>	<p>Select Back Fabric</p> <p>See page 265</p>	<p>Select Seat Fabric</p> <p>See page 265</p>	<p>Select Frame</p> <p>See page 265</p>
<p>HHCG50DF</p>	<p>S</p>	<p>A190</p>	<p>RS14</p>	<p>PR8</p>



HHCGB21



TWO-SEAT BENCH

DIMENSIONS

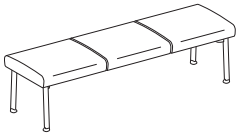
Depth:	20½	Seat to Floor Height:	17¾
Width:	44	Usable Seat Depth:	17¼
Height:	18¾	Ship Weight:	55
Seat Width:	22	Cube:	18.4
		COM:	1.9
		Weight Rating:	350 lbs.

FABRIC PRICE CODES

1	\$1223	8	\$1430
2	\$1259	9	\$1457
3	\$1295	10	\$1484
4	\$1322	11	\$1511
5	\$1349	12	\$1538
6	\$1376	L	—
7	\$1403		

ⓘ Benches cannot be ganged.

HHCGB31



THREE-SEAT BENCH

DIMENSIONS

Depth:	20½	Seat to Floor Height:	17¾
Width:	66	Usable Seat Depth:	17¼
Height:	18¾	Ship Weight:	69
Seat Width:	22	Cube:	25.7
		COM:	2.6
		Weight Rating:	350 lbs.

FABRIC PRICE CODES

1	\$1573	8	\$1780
2	\$1609	9	\$1807
3	\$1645	10	\$1834
4	\$1672	11	\$1861
5	\$1699	12	\$1888
6	\$1726	L	—
7	\$1753		

ⓘ Benches cannot be ganged.

HOW TO SPECIFY

Select
Model Number

H H C G B 2 1 .

Select
Fabric

See page 265

R S 1 4 .

Select
Frame

See page 265

P R 8



HHCTS



IN-LINE TABLE TOP

DIMENSIONS

Depth:	22	Ship Weight:	8
Width:	16	Cube:	1.7
Height:	1½		

LIST PRICE

\$345

NOTES: Can be ganged between two chairs or freestanding.

HHCTC



90-DEGREE RADIUS CORNER TABLE TOP

DIMENSIONS

Depth:	29	Ship Weight:	15
Width:	29	Cube:	2.4
Height:	1½		

LIST PRICE

\$431

! Freestanding only.

HHCTRT



RECTANGLE TABLE TOP

DIMENSIONS

Depth:	22	Ship Weight:	20
Width:	40	Cube:	2.7
Height:	1½		

LIST PRICE

\$574

! Freestanding only.

HHCTL4

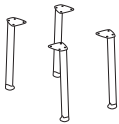


TABLE LEGS

Set of 4

DIMENSIONS

Ship Weight:	8
Cube:	0.4

LIST PRICE

\$231

NOTES: Can be attached to any of the table tops above to create a freestanding table.

HOW TO SPECIFY

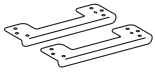
Select Model Number	Select Laminate and Edge See page 266
HHCTS .	DWHIT

HOW TO SPECIFY

Select Model Number	Select Paint Color See page 265
HHCTL4 .	PR8



HHCGBRCH



GANGING BRACKET

DIMENSIONS


Ship Weight: 2
Cube: 0.2

LIST PRICE

\$77

NOTES: For chair to chair connection. Does not connect a bench to other type of seating. Ganging brackets can be used with the seating models on pages 267-269. Bench models do not gang. Brackets are Charcoal only.

HHCGBR



GANGING BRACKET

DIMENSIONS

Ship Weight: 5
Cube: 0.2

LIST PRICE

\$114

NOTES: For chair to table connection. Ganging brackets can be used with the seating models on pages 267-269. Bench models do not gang. Brackets are Charcoal only.

HOW TO SPECIFY

Select
Model Number

H H C G B R C H



HVL951



MID-BACK

360° Motion
Pneumatic
Swivel
Tilt
Functions: **A, E, F, K, L**
(Function Key on pages 16-17)

DIMENSIONS

Depth:	25 ⁵ / ₈	Seat to Floor Height:	17 ⁷ / ₈ -21 ¹ / ₂
Width:	26 ¹ / ₄	Usable Seat Depth:	18 ¹ / ₈
Height:	39 ³ / ₄	Ship Weight:	36 Ⓢ
Seat Depth:	18 ⁷ / ₈	Cube:	5.3
Seat Width:	19 ¹ / ₈	Weight Rating:	250 lbs.
Back Width:	18 ¹ / ₄		

PRICE CODE

Fabric **\$563**

NOTES: Model HVL951 is a mesh-back task chair with an active pivoting 5-star base. Armless. Chrome base cap. Black frame. **HON 5-Year Limited Warranty.**

HON Recommendation: HVL951.ES10.T - List Price \$563

HOW TO SPECIFY

<p>Select Model Number</p> <p>H V L 9 5 1 .</p>	<p>Select Fabric</p> <p>ES10 Black</p> <p>E S 1 0 .</p>	<p>Select Frame</p> <p>T Black</p> <p>T</p>
---	---	---

TOPFLIGHT™ Wood Seating

OPEN MARKET



Icon Legend on page 15

HVL844



HIGH-BACK

Pneumatic
Swivel
Tilt
Tilt Tension
Tilt Lock
Fixed Padded Wood Arms and Base

Functions: **A, E, F, K, L**
(Function Key on pages 16-17)

DIMENSIONS

Depth:	30	Arm Width:	20¼
Width:	28	Seat to Floor Height:	17 ³ / ₁₆ -21 ¹ / ₁₆
Height:	47 ⁵ / ₁₆	Usable Seat Depth:	17½
Seat Depth:	18½	Ship Weight:	58 Ⓢ
Seat Width:	20½	Cube:	6.4
Back Width:	20½	Weight Rating:	250 lbs.
Back Height:	27½		

PRICE CODE

Leather **\$675**

NOTES: Wood accents available in Mahogany. High-back design. SofThread™ Leather. Tailored padded back design provides strong lumbar support. Fixed padded loop arms. Use with coordinated Guest Chair models HVL852 and HVL853 shown below. **HON 5-Year Limited Warranty.**

HON Recommendation: HVL844.N.SB11 - List Price \$675

HVL852



GUEST CHAIR

Leg Base
Arms
Upholstered Back
Wood Frame

DIMENSIONS

Depth:	22	Arm Width:	20
Width:	22½	Seat to Floor Height:	18½
Height:	31	Usable Seat Depth:	17
Seat Depth:	17	Ship Weight:	26 Ⓢ
Seat Width:	20	Cube:	3.4
Back Width:	20	Weight Rating:	250 lbs.
Back Height:	13		

PRICE CODE

Leather **\$422**

NOTES: Wood frames available in Mahogany. Black SofThread™ Leather inset in back and on seat. Black SofThread™ Leather. Easier assembly – seat now attached to frame. Use with coordinating Executive model HVL844 shown above. **HON 5-Year Limited Warranty.**

HON Recommendation: HVL852.N.SB11 - List Price \$422

HVL853



GUEST CHAIR

Leg Base
Arms
Upholstered Back
Wood Frame

DIMENSIONS

Depth:	23¾	Arm Width:	20¼
Width:	23⅝	Seat to Floor Height:	19½
Height:	36⅝	Usable Seat Depth:	18¼
Seat Depth:	18¼	Ship Weight:	35 Ⓢ
Seat Width:	22	Cube:	6.9
Back Width:	18½	Weight Rating:	250 lbs.
Back Height:	15¼		

PRICE CODE

Leather **\$512**

NOTES: Wood frames available in Mahogany. Black SofThread™ Leather on fully-upholstered back panel and on seat. High-back design. Use with coordinating Executive model HVL844 shown above. **HON 5-Year Limited Warranty.**

HON Recommendation: HVL853.N.SB11 - List Price \$512

HOW TO SPECIFY

<p>Select Model Number</p> <p>H V L 8 4 4 .</p>	<p>Select Wood Finish</p> <p>N Mahogany</p> <p>N .</p>	<p>Select Fabric</p> <p>SB11 Black SofThread™ Leather</p> <p>S B 1 1</p>
--	---	---



TORCH™ Mesh Chairs

HVL511



MID-BACK

Pneumatic
Swivel
Tilt
Tilt Tension
Tilt Lock
Fixed Arms

Functions: **A, E, F, K, L**
(Function Key on pages 16-17)

DIMENSIONS

Depth:	26	Arm Width:	18¾
Width:	26	Seat to Floor Height:	16⅝-20⅝
Height:	40½	Usable Seat Depth:	18¾
Seat Depth:	18¼	Ship Weight:	30 Ⓢ
Seat Width:	19½	Cube:	3.8
Back Width:	17¾	Weight Rating:	250 lbs.
Back Height:	21¾		

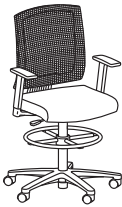
PRICE CODE

Fabric **\$282**

NOTES: Mid-back Mesh chair. Comfortable and breathable mesh back. Black fabric seat. Black frame. Fixed arms. **HON 5-Year Limited Warranty.**

HON Recommendation: HVL511.LH10 - List Price \$282

HVL515



TASK STOOL

Pneumatic
Swivel
Fixed Arms

Functions: **A, E**
(Function Key on pages 16-17)

DIMENSIONS

Depth:	26	Arm Width:	18¾
Width:	26	Seat to Floor Height:	23⅝-33
Height:	52	Usable Seat Depth:	18¾
Seat Depth:	18¼	Ship Weight:	38 Ⓢ
Seat Width:	19½	Cube:	4.6
Back Width:	17¾	Weight Rating:	250 lbs.
Back Height:	21¾		

PRICE CODE

Fabric **\$393**

NOTES: Comfortable and breathable mesh back. Black fabric seat. Fixed arms. **HON 5-Year Limited Warranty.**

HON Recommendation: HVL515.LH10 - List Price \$393

HOW TO SPECIFY

Select Model Number	Select Fabric
	LH10 Black Fabric
HVL511	LH10

TRACTION™ Executive Chairs

OPEN MARKET



Icon Legend on page 15

HVL103



HIGH-BACK

Pneumatic
Swivel
Tilt
Tilt Tension
Tilt Lock
Fixed Padded Arms

Functions: **A, E, F, K, L**
(Function Key on pages 16-17)

DIMENSIONS

Depth:	28 ³ / ₄	Arm Width:	18 ⁷ / ₈
Width:	26 ³ / ₄	Seat to Floor Height:	17 ¹ / ₄ -21
Height:	42 ¹ / ₂	Usable Seat Depth:	18 ³ / ₄
Seat Depth:	18 ¹ / ₄	Ship Weight:	36.0 Ⓢ
Seat Width:	19 ¹ / ₂	Cube:	4.1
Back Width:	19 ¹ / ₂	Weight Rating:	250 lbs.
Back Height:	24 ⁷ / ₈		

PRICE CODE

Leather \$435

NOTES: Black SofThread™ Leather. Red SofThread™ and White SofThread™ Leather options. Polished base. Fixed, padded arms. **HON 5-Year Limited Warranty.**

HON Recommendation: HVL103.SB11 - List Price \$435

HVL102



HIGH-BACK MODERN GUEST CHAIR

Padded Arms
Cantilever Base

DIMENSIONS

Depth:	27 ¹¹ / ₆₄	Arm Width:	18 ⁴⁵ / ₆₄
Width:	20 ⁵ / ₆₄	Seat to Floor Height:	18 ²⁹ / ₃₂
Height:	39 ³ / ₈	Usable Seat Depth:	18 ⁷ / ₆₄
Seat Depth:	18 ⁷ / ₆₄	Ship Weight:	36.8 Ⓢ
Seat Width:	19 ¹¹ / ₁₆	Cube:	4.4
Back Width:	18 ²⁹ / ₃₂	Weight Rating:	250 lbs.
Back Height:	24 ³⁹ / ₆₄		

PRICE CODE

Leather \$326

NOTES: Black SofThread™ Leather. Polished, cantilever base. Polished, padded arms. **HON 5-Year Limited Warranty.**

HON Recommendation: HVL102.SB11 - List Price \$326

HOW TO SPECIFY

Select Model Number

H V L 1 0 3 .

Select Fabric

- SB11** Black SofThread™ Leather
Specify for models HVL102 and HVL103 only
- SB06** White SofThread™ Leather
Specify for model HVL103 only
- SB42** Red SofThread™ Leather
Specify for model HVL103 only

S B 1 1



HVL604



HIGH-BACK

Pneumatic
Swivel
Tilt
Tilt Tension
Tilt Lock
Fixed Arms

Functions: **A, E, F, K, L, T**
(Function Key on pages 16-17)

DIMENSIONS

Depth:	26½	Arm Width:	20½
Width:	25	Seat to Floor Height:	16¼-20¾
Height:	46½	Usable Seat Depth:	18¼
Seat Depth:	18¼	Ship Weight:	40 Ⓢ
Seat Width:	19¾	Cube:	4.1
Back Width:	20	Weight Rating:	250 lbs.
Back Height:	26½		

PRICE CODE

Leather \$279

NOTES: Available in Black SofThread™ Leather SB11. High-back Executive Chair. Black frame. Fixed, tapered loop arms. Coordinating guest chair HVL605. **HON 5-Year Limited Warranty.**

! Available in Black SofThread™ Leather SB11 only.

HON Recommendation: HVL604.SB11 - List Price \$279

HVL605



GUEST CHAIR

Leg Base
Arms
Stacks up to Four High

DIMENSIONS

Depth:	24	Arm Width:	19½
Width:	23½	Seat to Floor Height:	18½
Height:	34½	Usable Seat Depth:	17½
Seat Depth:	17½	Ship Weight:	22.2 Ⓢ
Seat Width:	18½	Cube:	3.0
Back Width:	18½	Weight Rating:	250 lbs.
Back Height:	17¾		

PRICE CODE

Leather \$267

NOTES: Validate™ HVL605 Guest Chair. Waterfall seat edge. Wall-saver design. Fixed arms. Stackable up to 4-high. Contemporary rectilinear steel frame in Matte Black. Use with coordinating Executive Chair model HVL604. **HON 5-Year Limited Warranty.**

HON Recommendation: HVL605.SB11 - List Price \$267

HVL685



HIGH-BACK

Pneumatic
Swivel
Tilt Tension
Tilt Lock
Fixed Padded Arms

Functions: **A, E, K, L**
(Function Key on pages 16-17)

DIMENSIONS

Depth:	32	Back Height:	28½
Width:	27½	Seat to Floor Height:	18¾-21¾
Height:	45	Usable Seat Depth:	20
Seat Depth:	20	Ship Weight:	67 Ⓢ
Seat Width:	22¼	Cube:	9.5
Back Width:	21	Weight Rating:	450 lbs.

PRICE CODE

Leather \$900

NOTES: Large scale model HVL685 will support up to 450 lbs with normal use. Available in Black SofThread™ Leather SB11. **HON 5-Year Limited Warranty.**

HON Recommendation: HVL685.SB11 - List Price \$900

HOW TO SPECIFY

Select Model Number	Select Fabric
	SB11 Black SofThread™ Leather
H V L 6 0 4 .	S B 1 1



HVL205



LOW-BACK

Pneumatic
Swivel
Tilt
Tilt Tension
Tilt Lock

DIMENSIONS

Depth:	23	Back Height:	18
Width:	23	Seat to Floor Height:	15¼-19¼
Height:	39½	Usable Seat Depth:	18
Seat Depth:	18	Ship Weight:	29 Ⓢ
Seat Width:	19	Cube:	3.2
Back Width:	18	Weight Rating:	250 lbs.

PRICE CODE

Mesh **\$243**

NOTES: Comfortable and breathable mesh back. Black Sandwich Mesh seat. Black frame. **HON 5-Year Limited Warranty.**

HON Recommendation: HVL205.MM10.T - List Price \$243

HVL210



TASK LOW-BACK

Pneumatic
Swivel
Tilt
Tilt Tension
Tilt Lock
Functions: **A, E, F, K, L**
(Function Key on pages 16-17)

DIMENSIONS

Depth:	33½	Back Height:	20¼
Width:	24½	Seat to Floor Height:	17-20½
Height:	38¼	Usable Seat Depth:	17¾
Seat Depth:	17¾	Ship Weight:	31 Ⓢ
Seat Width:	19¾	Cube:	3.6
Back Width:	19¾	Weight Rating:	250 lbs.

PRICE CODE

Sandwich Mesh **\$231**

NOTES: Black Sandwich Mesh. Sturdy textured black frame. HVL995 optional arm pack available. **HON 5-Year Limited Warranty.**

HON Recommendation: HVL210.MM10 - List Price \$231

HVL215



TASK STOOL

Pneumatic
Swivel
Functions: **A, E**
(Function Key on pages 16-17)

DIMENSIONS

Depth:	33½	Back Height:	19
Width:	24½	Seat to Floor Height:	24½-33½
Height:	51⅞	Usable Seat Depth:	17¾
Seat Depth:	17¾	Ship Weight:	37 Ⓢ
Seat Width:	19¾	Cube:	5.7
Back Width:	19¾	Weight Rating:	250 lbs.

PRICE CODE

Sandwich Mesh **\$322**

NOTES: Black Sandwich Mesh. Sturdy textured black frame. HVL995 optional arm pack available. **HON 5-Year Limited Warranty.**

HON Recommendation: HVL215.MM10 - List Price \$322

HVL995



HEIGHT-ADJUSTABLE ARMS

Functions: **Q**
(Function Key on pages 16-17)

DIMENSIONS

Adjustable Arms Width:	18¾
Height from Seat:	8-11
Ship Weight:	7 Ⓢ
Cube:	0.6

LIST PRICE

\$95

NOTES: Arm color is black. Height-adjustable. Compatible with HVL205, HVL210, and HVL215. **HON 5-Year Limited Warranty.**

HON Recommendation: HVL995 - List Price \$95

HOW TO SPECIFY

<p>Select Model Number</p> <p>H V L 2 0 5 .</p>	<p>Select Fabric</p> <p>MM10 Black Sandwich Mesh Fabric</p> <p>M M 1 0 .</p>	<p>Select Frame</p> <p>T Black Specify frame color for model HVL205 only</p> <p>T</p>
--	---	--

VERSANT® TANDEM



Versant® Bariatric Seating shown with Laminate End Table.

VERSANT® TANDEM

Everyone deserves a break from time to time, and a comfy seat in which to enjoy one. Bring stylish support to your welcome areas, public spaces and break rooms with Versant. With a combination of tandem seats and bariatric chairs, it's ideal for both healthcare environments and offices. Arched arms support the upper body and padded seats put people at ease for longer periods of time. Versant brings versatility to every corner of your space.



FEATURES

- Stylish arched arm offers greater upper body support.
- Seats are removable for easy cleaning and replacement.
- Contrasting covers are available as special order (please contact customer service).
- Solid hardwood in one of eight attractive finishes.
- Available in hundreds of quality HON fabrics.
- Warranted for users up to 350 lbs. (Model HHCB50 is warranted for users up to 500 lbs.)

VERSANT® Tandem Options

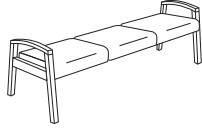
MODEL OPTIONS

HHB02



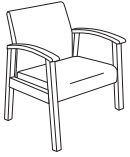
Two-Seat Bench

HHB03



Three-Seat Bench

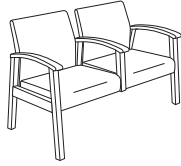
HHCT01



Single Seat

Leg Base, Arms

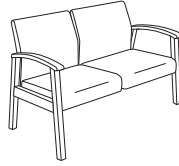
HHCT02



Two-Seat

Leg Base, Center Arm, Arms


HHCT12



Two-Seat

Leg Base, Arms

HHCB50



Bariatric Chair

Leg Base, Arms

AVAILABLE FINISHES

Versant® Tandem Seating is available in 8 wood finishes.

WOOD FINISHES

Bourbon Cherry (H)

Cognac (COGN)

Harvest (C)

Mahogany (N)

Mocha (MOCH)

Natural Maple (D)

Pinnacle (PINC)

Shaker Cherry (F)

HON BRANDED FABRICS

GRADE 1

Attire
Centurion
Contourett Polyurethane
Dapper
Hamilton
Inertia
Optic

GRADE 2


Appoint Seating
Clyde
Dotty
Rush
Seed
Spin Seating
Whisper Vinyl

GRADE 3

In Season
Purl
Silvertex™ Vinyl

For a complete list of fabrics, including partnership fabrics, go to hon.com/fabricsandfinishes.

Reference Fabric Color Combinations on pages 18-22 for color codes and legend on page 19 for lead times. Contrasting covers on seat and back are available as special order. Please contact Customer Service. For additional HON to Supply COM fabric grade pricing, go to honready.hon.com and click on the HON to Supply COM link.

 For Fire Code model, availability and ordering method, refer to pages 26-29. Available on select models, contact HON Customer Support for availability.

AVAILABLE LAMINATES

Versant® Tandem Laminate Occasional Tables are available in 8 laminates.

LAMINATES

Bourbon Cherry (H)

Cognac (COGN)

Harvest (C)

Mahogany (N)

Mocha (MOCH)

Natural Maple (D)

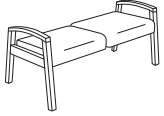
Pinnacle (PINC)

Shaker Cherry (F)



VERSANT® TANDEM

HHB02



TWO-SEAT BENCH

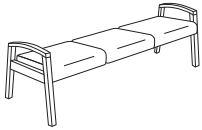
DIMENSIONS

Depth:	20 ³ / ₈	Seat to Floor Height:	19 ¹ / ₂
Width:	45 ¹ / ₂	Usable Seat Depth:	19 ³ / ₄
Height:	23	Ship Weight:	62
Each Seat Depth:	20 ³ / ₈	Cube:	16.2
Each Seat Width:	21 ¹ / ₂	COM:	2.0
Arm Width:	42 ¹ / ₂	Weight Rating:	350 lbs. (per seat)

FABRIC PRICE CODES

1	\$1593	8	\$1869
2	\$1641	9	\$1905
3	\$1689	10	\$1941
4	\$1725	11	\$1977
5	\$1761	12	\$2013
6	\$1797	L	\$1993
7	\$1833		

HHB03



THREE-SEAT BENCH

DIMENSIONS

Depth:	20 ³ / ₈	Seat to Floor Height:	19 ¹ / ₂
Width:	66 ¹ / ₂	Usable Seat Depth:	19 ³ / ₄
Height:	23	Ship Weight:	80
Each Seat Depth:	20 ³ / ₈	Cube:	24.5
Each Seat Width:	21 ¹ / ₂	COM:	2.5
Arm Width:	63 ¹ / ₂	Weight Rating:	350 lbs. (per seat)

FABRIC PRICE CODES

1	\$2048	8	\$2393
2	\$2108	9	\$2438
3	\$2168	10	\$2483
4	\$2213	11	\$2528
5	\$2258	12	\$2573
6	\$2303	L	\$2548
7	\$2348		

HON Recommendation: HHB02.MOCH.SX__ - List Price \$1689

HOW TO SPECIFY

Select Model Number

HHB02

Select Finish

See page 281

MOCH

Select Seat Fabric

See page 281

SX05

VERSANT® TANDEM

Laminate Occasional Tables

OPEN MARKET



Icon Legend on page 15

HHCT048

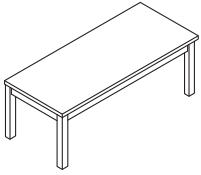
COFFEE TABLE

DIMENSIONS

Length: 48 Ship Weight: 44 Ⓢ
 Width: 20 Cube: 3.0
 Height: 17

LIST PRICE

\$645



HHCT024

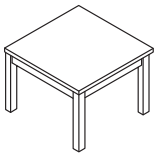
CORNER TABLE

DIMENSIONS

Length: 24 Ship Weight: 20 Ⓢ
 Width: 24 Cube: 1.4
 Height: 17

LIST PRICE

\$540



HHCT020

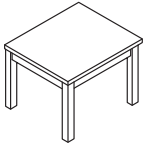
END TABLE

DIMENSIONS

Length: 24 Ship Weight: 22 Ⓢ
 Width: 20 Cube: 1.4
 Height: 17

LIST PRICE

\$507



HON Recommendation: HHCT024.MOCH - List Price \$540

HOW TO SPECIFY

<p>Select Model Number</p>	<p>Select Laminate See page 282</p>
<p>HHCT048</p>	<p>MOCH</p>



VERSANT® TANDEM

HHCT01



SINGLE SEAT

Leg Base
Arms

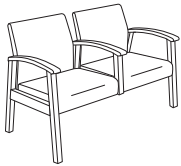
DIMENSIONS

Depth:	27	Arm Width:	20½
Width:	25	Seat to Floor Height:	18
Height:	34	Usable Seat Depth:	19¼
Seat Depth:	20¼	Ship Weight:	57
Seat Width:	21	Cube:	20.1
Back Width:	21	COM:	2.0
Back Height:	17	Weight Rating:	350 lbs.

FABRIC PRICE CODES

1	\$1215	8	\$1491
2	\$1263	9	\$1527
3	\$1311	10	\$1563
4	\$1347	11	\$1599
5	\$1383	12	\$1635
6	\$1419	L	\$1615
7	\$1455		

HHCT02



TWO-SEAT

Leg Base
Center Arm
Arms

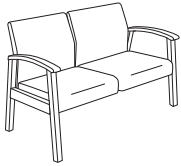
DIMENSIONS

Depth:	27	Seat to Floor Height:	18
Width:	47½	Usable Seat Depth:	19¼
Height:	34	Ship Weight:	87
Each Seat Depth:	20¼	Cube:	33.7
Each Seat Width:	21	COM:	3.5
Each Back Width:	21	Weight Rating:	350 lbs.
Each Back Height:	17		(per seat)

FABRIC PRICE CODES

1	\$2122	8	\$2605
2	\$2206	9	\$2668
3	\$2290	10	\$2731
4	\$2353	11	\$2794
5	\$2416	12	\$2857
6	\$2479	L	\$2822
7	\$2542		

HHCT12



TWO-SEAT

Leg Base
Arms

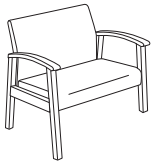
DIMENSIONS

Depth:	27	Arm Width:	41½
Width:	46	Seat to Floor Height:	18
Height:	34	Usable Seat Depth:	19¼
Each Seat Depth:	20¼	Ship Weight:	87
Each Seat Width:	21	Cube:	33.0
Each Back Width:	21	COM:	3.5
Each Back Height:	17	Weight Rating:	350 lbs.
			(per seat)

FABRIC PRICE CODES

1	\$2030	8	\$2513
2	\$2114	9	\$2576
3	\$2198	10	\$2639
4	\$2261	11	\$2702
5	\$2324	12	\$2765
6	\$2387	L	\$2730
7	\$2450		

HHCB50



BARIATRIC SINGLE SEAT

Leg Base
Arms

DIMENSIONS

Depth:	27	Arm Width:	29
Width:	33½	Seat to Floor Height:	18
Height:	34	Usable Seat Depth:	19¼
Each Seat Depth:	20¼	Ship Weight:	80
Each Seat Width:	30	Cube:	29.0
Each Back Width:	30	COM:	3.0
Each Back Height:	17	Weight Rating:	500 lbs.

FABRIC PRICE CODES

1	\$1819	8	\$2233
2	\$1891	9	\$2287
3	\$1963	10	\$2341
4	\$2017	11	\$2395
5	\$2071	12	\$2449
6	\$2125	L	\$2419
7	\$2179		

HON Recommendation: HHCT01.MOCH.SX__ - List Price \$1311

HOW TO SPECIFY

<p>Select Model Number</p> <p>HHCT01</p>	<p>Select Finish</p> <p>See page 281</p> <p>MOCH</p>	<p>Select Seat Fabric</p> <p>See page 281</p> <p>SX05</p>
---	---	--



Volt® Task Chairs and Stools shown with Voi® Desks.

VOLT®

Customizable comfort, distinctive styling and an affordable price point make Volt the family of task seating that supports your body and your budget. The stylish V-shaped back design can be specified in fabric, leather or breathable mesh, giving you more control over your look and feel. The personalized controls and generously proportioned seat and back deliver greater comfort, and are designed support to a wider variety of users. Volt delivers the look you desire, the comfort you demand, and the quality you expect. That's the power of practicality.



FEATURES

- Optional synchro-tilt control provides a smooth, natural recline.
- Optional height-adjustable arms provide a custom fit.
- Optional mesh back offers breathable support.
- Task stools feature an adjustable footring for additional lower body support.
- One-touch seat height adjustment easily moves the seat up and down.
- Tilt tension controls the rate and ease of recline.
- Tilt lock allows the user to lock out the tilt function.
- 360-degree swivel provides freedom of movement in any direction.
- Select models available in hundreds of quality HON fabrics.
- Warranted for users up to 275 lbs.

VOLT® 5700/5710 Series Options

MODEL OPTIONS

H5701



Task Chair

Pneumatic, Swivel, Tilt, Tilt Tension, Tilt Lock

H5703



Task Chair

Pneumatic, Swivel, Synchro-tilt, Tilt Tension, Tilt Lock

H5705



Task Stool

Pneumatic, Swivel, Adjustable Footring

H5711



Task Chair (Mesh Back)

Pneumatic, Swivel, Tilt, Tilt Tension, Tilt Lock

H5713



Task Chair (Mesh Back)

Pneumatic, Swivel, Synchro-tilt, Tilt Tension, Tilt Lock

H5715



Task Stool (Mesh Back)

Pneumatic, Swivel, Adjustable Footring

HON BRANDED FABRICS

GRADE 1

Black Fabric
Crimson Fabric *
Navy Fabric

GRADE 2

GRADE 3

* Fabric is de-emphasized.

For a complete list of fabrics, including partnership fabrics, go to hon.com/fabricsandfinishes.

**Crimson and Navy only available on select models.

Reference Fabric Color Combinations on pages 18-22 for color codes and legend on page 19 for lead times.

⚠ For Fire Code model, availability and ordering method, refer to pages 26-29. Available on select models, contact HON Customer Support for availability.

VOLT® 5700 Series

OPEN MARKET



Icon Legend on page 15

H5701



TASK CHAIR

Pneumatic
Swivel
Tilt
Tilt Tension
Tilt Lock
Functions: **A, E, F, K, L**
(Function Key on pages 16-17)

DIMENSIONS

Depth:	25 ³ / ₄	Seat to Floor Height:	18-22 ¹ / ₄
Width:	26	Usable Seat Depth:	18 ³ / ₄
Height:	40	Ship Weight:	29 Ⓢ
Seat Depth:	18 ³ / ₄	Cube:	5.1
Seat Width:	18 ¹ / ₂	Weight Rating:	275 lbs.
Back Width:	17 ¹ / ₄		
Back Height:	18 ³ / ₄		

FABRIC PRICE CODES

1 \$292 L \$322

H5703



TASK CHAIR

Pneumatic
Swivel
Synchro-tilt
Tilt Tension
Tilt Lock
Functions: **A, E, J, K, L**
(Function Key on pages 16-17)

DIMENSIONS

Depth:	25 ³ / ₄	Seat to Floor Height:	18-22 ¹ / ₄
Width:	26	Usable Seat Depth:	18 ³ / ₄
Height:	40	Ship Weight:	29 Ⓢ
Seat Depth:	18 ³ / ₄	Cube:	5.1
Seat Width:	18 ¹ / ₂	Weight Rating:	275 lbs.
Back Width:	17 ¹ / ₄		
Back Height:	18 ³ / ₄		

FABRIC PRICE CODES

1 \$341 L \$371

H5705



TASK STOOL

Pneumatic
Swivel
Adjustable Footring
Functions: **A, E**
(Function Key on pages 16-17)

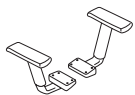
DIMENSIONS

Depth:	29 ¹ / ₂	Seat to Floor Height:	22 ⁷ / ₈ -32 ³ / ₈
Width:	27	Usable Seat Depth:	18
Height:	49 ⁷ / ₈	Ship Weight:	36 Ⓢ
Seat Depth:	20	Cube:	6.0
Seat Width:	19	Weight Rating:	275 lbs.
Back Width:	16 ¹ / ₂		
Back Height:	20		

FABRIC PRICE CODES

1 \$480 L \$510

H5795



HEIGHT-ADJUSTABLE ARMS

Non-upholstered
Functions: **Q**
(Function Key on pages 16-17)

DIMENSIONS

Adjustable Arms Width:	17 ³ / ₈
Height from Seat:	7 ⁵ / ₈ -10 ⁵ / ₈
Ship Weight:	5 Ⓢ
Cube:	0.6

LIST PRICE

\$91

HON Recommendation: H5703.GA10.T with H5795 Arm Pack - List Price \$432

HOW TO SPECIFY

<p>Select Model Number</p> <p>H 5 7 0 3 .</p>	<p>Select Fabric</p> <p>SB11 Black Leather GA10 Black GA42 Crimson Ⓢ (only available on H5701) GA90 Navy (only available on H5701) Ⓢ Fabric is de-emphasized</p> <p>G A 1 0 .</p>	<p>Select Frame</p> <p>T Black</p> <p>T</p>
--	--	--



VOLT® 5710 Series

H5711



TASK CHAIR

Mesh Back
Pneumatic
Swivel
Tilt
Tilt Tension
Tilt Lock
Functions: **A, E, F, K, L**
(Function Key on pages 16-17)

DIMENSIONS

Depth:	25 ³ / ₄	Seat to Floor Height:	18 ³ / ₄ -22 ³ / ₈
Width:	26	Usable Seat Depth:	18
Height:	38 ³ / ₄	Ship Weight:	29 Ⓢ
Seat Depth:	18 ³ / ₄	Cube:	5.1
Seat Width:	19 ¹ / ₄	COM:	1.5
Back Width:	18	Weight Rating:	275 lbs.
Back Height:	18 ³ / ₄		

FABRIC PRICE CODES

1 \$405 L \$435

H5713



TASK CHAIR

Mesh Back
Pneumatic
Swivel
Synchro-tilt
Tilt Tension
Tilt Lock
Functions: **A, E, J, K, L**
(Function Key on pages 16-17)

DIMENSIONS

Depth:	25 ³ / ₄	Seat to Floor Height:	17 ³ / ₈ -21 ¹ / ₈
Width:	26	Usable Seat Depth:	17 ⁷ / ₈
Height:	38 ¹ / ₂	Ship Weight:	32 Ⓢ
Seat Depth:	18 ³ / ₄	Cube:	5.1
Seat Width:	19 ¹ / ₄	COM:	1.5
Back Width:	18	Weight Rating:	275 lbs.
Back Height:	18 ³ / ₄		

FABRIC PRICE CODES

1 \$455 L \$485

H5715



TASK STOOL

Mesh Back
Pneumatic
Swivel
Adjustable Footring
Functions: **A, E**
(Function Key on pages 16-17)

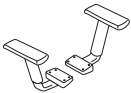
DIMENSIONS

Depth:	28	Seat to Floor Height:	22 ⁷ / ₈ -32 ³ / ₈
Width:	26	Usable Seat Depth:	18
Height:	49 ⁷ / ₈	Ship Weight:	36 Ⓢ
Seat Depth:	20	Cube:	6.0
Seat Width:	19	COM:	1.5
Back Width:	18	Weight Rating:	275 lbs.
Back Height:	18 ¹ / ₂		

FABRIC PRICE CODES

1 \$597 L \$627

H5795



HEIGHT-ADJUSTABLE ARMS

Non-upholstered
Functions: **Q**
(Function Key on pages 16-17)

DIMENSIONS

Adjustable Arms Width:	17 ³ / ₈
Height from Seat:	7 ³ / ₈ -10 ³ / ₈
Ship Weight:	5 Ⓢ
Cube:	0.6

LIST PRICE

\$91

HON Recommendation: H5713.GA10.T with H5795 Arm Pack - List Price \$546

HOW TO SPECIFY

<p>Select Model Number</p> <p>H 5 7 1 3</p>	<p>Select Fabric</p> <p>SB11 Black Leather GA10 Black</p> <p>G A 1 0</p>	<p>Select Frame</p> <p>T Black</p> <p>T</p>
--	---	---

VOLT® 5720/5730 Series Options

MODEL OPTIONS

H5721



Task Chair

Pneumatic, Swivel, Tilt, Tilt Tension, Tilt Lock

H5723



Task Chair

Pneumatic, Swivel, Synchro-tilt, Tilt Tension, Tilt Lock

H5725



Task Stool

Pneumatic, Swivel, Adjustable Footring

H5731



Task Chair (Mesh Back)

Pneumatic, Swivel, Tilt, Tilt Tension, Tilt Lock

H5733



Task Chair (Mesh Back)

Pneumatic, Swivel, Synchro-tilt, Tilt Tension, Tilt Lock

H5735



Task Stool (Mesh Back)

Pneumatic, Swivel, Adjustable Footring

CASTERS



CODE	DESCRIPTION	PRICE
H	Hard Caster	+\$0



S	Soft Caster	+\$30
----------	-------------	--------------

FRAME

CODE	DESCRIPTION	PRICE
T	Black	+\$0

5720/5730 Series Fabric Options

HON BRANDED FABRICS

GRADE 1

Attire
 Centurion
 Compass
 Contourett Polyurethane
 Dapper
 Hamilton
 Inertia
 Optic

GRADE 2


Appoint Seating
 Clyde
 Dotty
 Rush
 Seed
 Spin Seating
 Whisper Vinyl

GRADE 3

In Season
 Purl
 Silvertex™ Vinyl

For a complete list of fabrics, including partnership fabrics, go to hon.com/fabricsandfinishes.

Reference Fabric Color Combinations on pages 18-22 for color codes and legend on page 19 for lead times. For additional HON to Supply COM fabric grade pricing, go to honready.hon.com and click on the HON to Supply COM link.

 For Fire Code model, availability and ordering method, refer to pages 26-29. Available on select models, contact HON Customer Support for availability.

VOLT® 5720 Series

GSA SIN 33721 EXCEPT AS NOTED



Icon Legend on page 15

H5721



TASK CHAIR

Pneumatic
Swivel
Tilt
Tilt Tension
Tilt Lock

Functions: **A, E, F, K, L**
(Function Key on pages 16-17)

DIMENSIONS

Depth:	25 ³ / ₄	Seat to Floor Height:	17 ¹ / ₄ -22 ¹ / ₄
Width:	25 ³ / ₄	Usable Seat Depth:	18 ³ / ₄
Height:	40	Ship Weight:	36
Seat Depth:	18 ³ / ₄	Cube:	5.1
Seat Width:	18 ¹ / ₂	Weight Rating:	275 lbs.
Back Width:	17 ¹ / ₄		
Back Height:	18 ³ / ₄		

FABRIC PRICE CODES

1	\$384	8	\$522
2	\$408	9	\$540
3	\$432	10	\$558
4	\$450	11	\$576
5	\$468	12	\$594
6	\$486	L	—
7	\$504		

H5723



TASK CHAIR

Pneumatic
Swivel
Synchro-tilt
Tilt Tension
Tilt Lock

Functions: **A, E, J, K, L**
(Function Key on pages 16-17)

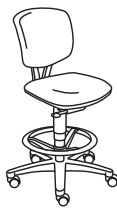
DIMENSIONS

Depth:	25 ³ / ₄	Seat to Floor Height:	17 ¹ / ₄ -22 ¹ / ₄
Width:	25 ³ / ₄	Usable Seat Depth:	18 ³ / ₄
Height:	40	Ship Weight:	38
Seat Depth:	18 ³ / ₄	Cube:	5.1
Seat Width:	18 ¹ / ₂	Weight Rating:	275 lbs.
Back Width:	17 ¹ / ₄		
Back Height:	18 ³ / ₄		

FABRIC PRICE CODES

1	\$429	8	\$567
2	\$453	9	\$585
3	\$477	10	\$603
4	\$495	11	\$621
5	\$513	12	\$639
6	\$531	L	—
7	\$549		

H5725



TASK STOOL

Pneumatic
Swivel
Adjustable Footring

Functions: **A, E**
(Function Key on pages 16-17)

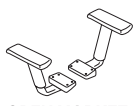
DIMENSIONS

Depth:	29 ¹ / ₂	Seat to Floor Height:	22 ⁷ / ₈ -32 ³ / ₈
Width:	27	Usable Seat Depth:	18 ³ / ₄
Height:	49 ⁷ / ₈	Ship Weight:	39
Seat Depth:	20	Cube:	6.0
Seat Width:	19	Weight Rating:	275 lbs.
Back Width:	17 ¹ / ₄		
Back Height:	18 ³ / ₄		

FABRIC PRICE CODES

1	\$559	8	\$697
2	\$583	9	\$715
3	\$607	10	\$733
4	\$625	11	\$751
5	\$643	12	\$769
6	\$661	L	—
7	\$679		

H5795



OPEN MARKET

HEIGHT-ADJUSTABLE ARMS

Non-upholstered

Functions: **Q**
(Function Key on pages 16-17)

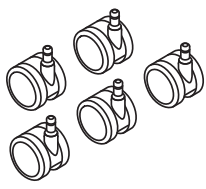
DIMENSIONS

Adjustable Arms Width:	17 ³ / ₈
Height from Seat:	7 ⁷ / ₈ -10 ⁵ / ₈
Ship Weight:	5
Cube:	0.6

LIST PRICE

\$91

HSCASTER



OPEN MARKET

SET OF 5 SOFT CASTERS

DIMENSIONS

Size:	60mm
Ship Weight:	2
Cube:	0.1

LIST PRICE

\$50

Available in Black finish only, no specification needed.

HON Recommendation: H5723.H.CU__T with H5795 Arm Pack - List Price \$520

HOW TO SPECIFY

Select Model Number H 5 7 2 3 .	Select Caster H Hard Caster S Soft Caster (+ \$30)	Select Fabric See page 291	Select Frame T Black
---	---	--------------------------------------	--------------------------------



Icon Legend on page 15

VOLT® 5730 Series

H5731



TASK CHAIR

Mesh Back
Pneumatic
Swivel
Tilt
Tilt Tension
Tilt Lock
Functions: **A, E, F, K, L**
(Function Key on pages 16-17)

DIMENSIONS

Depth: 25³/₄ Seat to Floor Height: 18³/₄-22³/₈
Width: 26 Usable Seat Depth: 18
Height: 38³/₄ Ship Weight: 29 **Ⓢ**
Seat Depth: 18³/₄ Cube: 5.1
Seat Width: 19¹/₄ COM: 1.5
Back Width: 18 Weight Rating: **275 lbs.**
Back Height: 18³/₄

FABRIC PRICE CODES

1	\$500	8	\$569
2	\$512	9	\$578
3	\$524	10	\$587
4	\$533	11	\$596
5	\$542	12	\$605
6	\$551	L	—
7	\$560		

H5733



TASK CHAIR

Mesh Back
Pneumatic
Swivel
Synchro-tilt
Tilt Tension
Tilt Lock
Functions: **A, E, J, K, L**
(Function Key on pages 16-17)

DIMENSIONS

Depth: 25³/₄ Seat to Floor Height: 17³/₈-21¹/₈
Width: 26 Usable Seat Depth: 17⁷/₈
Height: 38¹/₂ Ship Weight: 32 **Ⓢ**
Seat Depth: 18³/₄ Cube: 5.1
Seat Width: 19¹/₄ COM: 1.5
Back Width: 18 Weight Rating: **275 lbs.**
Back Height: 18³/₄

FABRIC PRICE CODES

1	\$546	8	\$615
2	\$558	9	\$624
3	\$570	10	\$633
4	\$579	11	\$642
5	\$588	12	\$651
6	\$597	L	—
7	\$606		

H5735



TASK STOOL

Mesh Back
Pneumatic
Swivel
Adjustable Footring
Functions: **A, E**
(Function Key on pages 16-17)

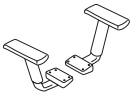
DIMENSIONS

Depth: 28 Seat to Floor Height: 22⁷/₈-32³/₈
Width: 26 Usable Seat Depth: 18
Height: 49⁷/₈ Ship Weight: 36 **Ⓢ**
Seat Depth: 20 Cube: 6.0
Seat Width: 19 COM: 1.5
Back Width: 18 Weight Rating: **275 lbs.**
Back Height: 18¹/₂

FABRIC PRICE CODES

1	\$680	8	\$749
2	\$692	9	\$758
3	\$704	10	\$767
4	\$713	11	\$776
5	\$722	12	\$785
6	\$731	L	—
7	\$740		

H5795



HEIGHT-ADJUSTABLE ARMS

Non-upholstered
Functions: **Q**
(Function Key on pages 16-17)

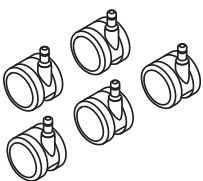
DIMENSIONS

Adjustable Arms Width: 17³/₈
Height from Seat: 7³/₈-10³/₈
Ship Weight: 5 **Ⓢ**
Cube: 0.6

LIST PRICE

\$91

HSCASTER



SET OF 5 SOFT CASTERS

DIMENSIONS

Size: 60mm
Ship Weight: 2 **Ⓢ**
Cube: 0.1

LIST PRICE

\$50

! Available in Black finish only, no specification needed.

HON Recommendation: H5733.H.CU__T with H5795 Arm Pack - List Price \$637

HOW TO SPECIFY

Select Model Number H 5 7 3 3 -	Select Caster H Hard Caster S Soft Caster (+ \$30) H -	Select Fabric See page 291 CU10 -	Select Frame T Black T
---	--	--	---

WAVE™ Mesh Chairs

GSA SIN AS NOTED



Icon Legend on page 15

HVL701



SIN 33721

HIGH-BACK

Pneumatic
Swivel
Knee Tilt
Tilt Tension
Infinite Tilt Lock
Adjustable Lumbar
Height-adjustable Arms

Functions: **A, E, H, K, L, Q, W**
(Function Key on pages 16-17)

DIMENSIONS

Depth:	28	Arm Width:	19½
Width:	27½	Seat to Floor Height:	18½-21¼
Height:	44⅝	Usable Seat Depth:	19¼
Seat Depth:	20¾	Ship Weight:	53 Ⓢ
Seat Width:	22	Cube:	5.8
Back Width:	23	Weight Rating:	250 lbs.
Back Height:	23¾		

PRICE CODE

Leather **\$656**

NOTES: Comfortable and breathable mesh back. Sturdy textured black frame. HVL701 has a Black leather upholstered seat with side mesh panels. Adjustable lumbar support. **HON 5-Year Limited Warranty.**

HON Recommendation: HVL701.SB11 - List Price \$656

HVL702



OPEN MARKET

HIGH-BACK

Pneumatic
Swivel
Synchro-tilt
Tilt Tension
Tilt Lock
Height-adjustable Arms

Functions: **A, E, J, K, L, Q**
(Function Key on pages 16-17)

DIMENSIONS

Depth:	26½	Arm Width:	19½
Width:	26½	Seat to Floor Height:	18½-23½
Height:	40½	Usable Seat Depth:	19¾
Seat Depth:	19¾	Ship Weight:	40 Ⓢ
Seat Width:	21	Cube:	5.0
Back Width:	19½	Weight Rating:	250 lbs.
Back Height:	24		

PRICE CODE

Sandwich Mesh **\$532**

NOTES: Black Sandwich Mesh seat and mesh back. **HON 5-Year Limited Warranty.**

HON Recommendation: HVL702.MM10 - List Price \$532

HVL705



OPEN MARKET

EXECUTIVE BIG AND TALL

Pneumatic
Knee Tilt
Tilt Tension
Tilt Lock
Height and Width Adjustable Arms
Integrated Lumbar Support

Functions: **A, E, H, K, L, S**
(Function Key on pages 16-17)

DIMENSIONS

Depth:	25⅝	Back Height:	28
Width:	30¼	Seat to Floor Height:	19¼-22¼
Height:	42⅝	Usable Seat Depth:	18¾
Seat Depth:	18¾	Ship Weight:	59 Ⓢ
Seat Width:	21⅝	Cube:	6.1
Back Width:	22¾	Weight Rating:	450 lbs.

PRICE CODE

Mesh **\$784**

NOTES: Large scale model HVL705 will support up to 450 lbs with normal use. Available in Black Mesh fabric VM10. **HON 5-Year Limited Warranty.**

HON Recommendation: HVL705.VM10 - List Price \$784

HVL712



SIN 33721

MID-BACK

Pneumatic
Swivel
Synchro-tilt
Tilt Tension
Tilt Lock
Height-adjustable Arms

Functions: **A, E, J, K, L, Q**
(Function Key on pages 16-17)

DIMENSIONS

Depth:	28½	Arm Width:	18⅝
Width:	29½	Seat to Floor Height:	18-22¼
Height:	41¾	Usable Seat Depth:	18
Seat Depth:	18½	Ship Weight:	39 Ⓢ
Seat Width:	19¾	Cube:	5.4
Back Width:	20½	Weight Rating:	250 lbs.
Back Height:	20¾		

PRICE CODE

Sandwich Mesh **\$449**

NOTES: Black Sandwich Mesh seat and mesh back. **HON 5-Year Limited Warranty.**

HON Recommendation: HVL712.MM10 - List Price \$449

HOW TO SPECIFY

Select Model Number	Select Fabric
SB11 Black SofThread™ Leather <i>Specify for model HVL701 only</i>	
MM10 Black Sandwich Mesh Fabric <i>Specify for models HVL702 and HVL712 only</i>	
VM10 Black Mesh Fabric <i>Specify for model HVL705 only</i>	

H V L 7 0 1 . S B 1 1



EXECUTIVE CHAIRS

HVL105



HIGH-BACK

Pneumatic
Swivel
Tilt
Tilt Tension
Tilt Lock
Fixed Padded Arms

Functions: **A, E, F, K, L**
(Function Key on pages 16-17)

DIMENSIONS

Depth:	27½	Arm Width:	19
Width:	25	Seat to Floor Height:	17½-20¼
Height:	45¾	Usable Seat Depth:	20¼
Seat Depth:	20¼	Ship Weight:	46.0 Ⓢ
Seat Width:	19½	Cube:	6.6
Back Width:	20½	Weight Rating:	250 lbs.
Back Height:	28¾		

PRICE CODE

Leather **\$505**

NOTES: Black SofThread™ Leather. Polished base. Fixed, padded arms. **HON 5-Year Limited Warranty.**

HON Recommendation: HVL105.SB11 - List Price \$505

HVL131



HIGH-BACK

Pneumatic
Swivel
Tilt
Tilt Tension
Tilt Lock
Fixed Padded Loop Arms

Functions: **A, E, F, K, L, T**
(Function Key on pages 16-17)

DIMENSIONS

Depth:	40	Arm Width:	20½
Width:	28½	Seat to Floor Height:	18½-22
Height:	45½	Usable Seat Depth:	18¼
Seat Depth:	18¼	Ship Weight:	42 Ⓢ
Seat Width:	20¾	Cube:	6.3
Back Width:	20¾	Weight Rating:	250 lbs.
Back Height:	26⅞		

PRICE CODE

Vinyl **\$442**

NOTES: Black vinyl with contrasting top stitch. Black frame. Padded loop arms. **HON 5-Year Limited Warranty.**

HON Recommendation: HVL131.EN11 - List Price \$442

HVL151



HIGH-BACK

Pneumatic
Swivel
Tilt
Tilt Tension
Tilt Lock
Fixed Padded Loop Arms

Functions: **A, E, F, K, L, T**
(Function Key on pages 16-17)

DIMENSIONS

Depth:	37½	Arm Width:	20½
Width:	27	Seat to Floor Height:	17¾-21½
Height:	45½	Usable Seat Depth:	18⅝
Seat Depth:	18⅝	Ship Weight:	38 Ⓢ
Seat Width:	20½	Cube:	5.1
Back Width:	20½	Weight Rating:	250 lbs.
Back Height:	27¼		

PRICE CODE

Leather **\$382**

NOTES: Black SofThread™ Leather. Black frame. Padded loop arms. **HON 5-Year Limited Warranty.**

HON Recommendation: HVL151.SB11 - List Price \$382

HOW TO SPECIFY

<p>Select Model Number</p>	<p>Select Fabric</p> <p>SB11 Black SofThread™ Leather Specify for models HVL105 and HVL151 only</p> <p>EN11 Black Vinyl Specify for model HVL131 only</p>										
<table border="1" style="display: inline-table; border-collapse: collapse;"> <tr> <td style="padding: 2px 5px;">H</td> <td style="padding: 2px 5px;">V</td> <td style="padding: 2px 5px;">L</td> <td style="padding: 2px 5px;">1</td> <td style="padding: 2px 5px;">0</td> <td style="padding: 2px 5px;">5</td> </tr> </table>	H	V	L	1	0	5	<table border="1" style="display: inline-table; border-collapse: collapse;"> <tr> <td style="padding: 2px 5px;">S</td> <td style="padding: 2px 5px;">B</td> <td style="padding: 2px 5px;">1</td> <td style="padding: 2px 5px;">1</td> </tr> </table>	S	B	1	1
H	V	L	1	0	5						
S	B	1	1								



EXECUTIVE CHAIRS

HVL161



HIGH-BACK

Pneumatic
Swivel
Tilt
Tilt Tension
Tilt Lock
Fixed Padded Loop Arms
Functions: **A, E, F, K, L, T**
(Function Key on pages 16-17)

DIMENSIONS

Depth:	39¼	Arm Width:	19
Width:	25½	Seat to Floor Height:	18¾-22½
Height:	45	Usable Seat Depth:	18¾
Seat Depth:	18¾	Ship Weight:	35 Ⓢ
Seat Width:	19	Cube:	4.8
Back Width:	19	Weight Rating:	250 lbs.
Back Height:	26¾		

PRICE CODE

Leather **\$358**

NOTES: Black SofThread™ Leather. Black frame. Padded loop arms. **HON 5-Year Limited Warranty.**
HON Recommendation: HVL161.SB11 - List Price \$358

HVL171



MID-BACK

Pneumatic
Swivel
Tilt
Tilt Tension
Tilt Lock
Fixed Loop Arms
Functions: **A, E, F, K, L, T**
(Function Key on pages 16-17)

DIMENSIONS

Depth:	34½	Arm Width:	19¾
Width:	25¾	Seat to Floor Height:	16¾-20½
Height:	38¾	Usable Seat Depth:	17¾
Seat Depth:	17¾	Ship Weight:	26 Ⓢ
Seat Width:	19¾	Cube:	3.9
Back Width:	18¾	Weight Rating:	250 lbs.
Back Height:	21¾		

PRICE CODE

Leather **\$291**

NOTES: Black SofThread™ Leather. Black frame. Loop arms. **HON 5-Year Limited Warranty.**
HON Recommendation: HVL171.SB11 - List Price \$291

HVL402



HIGH-BACK

Pneumatic
Swivel
Tilt
Tilt Tension
Tilt Lock
Fixed Padded Loop Arms
Functions: **A, E, F, K, L, T**
(Function Key on pages 16-17)

DIMENSIONS

Depth:	28	Arm Width:	19½
Width:	26	Seat to Floor Height:	16½-20½
Height:	45½	Usable Seat Depth:	17½
Seat Depth:	17½	Ship Weight:	44 Ⓢ
Seat Width:	19½	Cube:	6.1
Back Width:	19	Weight Rating:	250 lbs.
Back Height:	24½		

PRICE CODE

Vinyl **\$425**

NOTES: Available in Black and Brown vinyl with contrasting top stitch. EN11 features silver frame. EN45 features black frame. Padded loop arms. **HON 5-Year Limited Warranty.**
HON Recommendation: HVL402.EN11 - List Price \$425

HOW TO SPECIFY

<p>Select Model Number</p>	<p>Select Fabric</p> <p>SB11 Black SofThread™ Leather Specify for models HVL161 and HVL171</p> <p>EN11 Black Vinyl Specify for model HVL402 only</p> <p>EN45 Brown Vinyl Specify for model HVL402 only</p>
<p>H V L 1 6 1 .</p>	<p>S B 1 1</p>



EXECUTIVE CHAIRS

HVL601



HIGH-BACK

Pneumatic
Swivel
Tilt
Tilt Tension
Tilt Lock
Loop Arms

Functions: **A, E, F, K, L, T**
(Function Key on pages 16-17)

DIMENSIONS

Depth:	27	Arm Width:	20½
Width:	26½	Seat to Floor Height:	16¾-20½
Height:	44	Usable Seat Depth:	17
Seat Depth:	17	Ship Weight:	38 Ⓢ
Seat Width:	20½	Cube:	4.1
Back Width:	20½	Weight Rating:	250 lbs.
Back Height:	26½		

PRICE CODE

Fabric	\$281
Leather	\$311

NOTES: Tailored stitching detail in Black SofThread™ Leather or Black or Navy fabric. Fixed loop arms. Black frame. **HON 5-Year Limited Warranty.**

HON Recommendation: HVL601.SB11 - List Price \$311

HOW TO SPECIFY

Select Model Number

Select Fabric

SB11 Black SofThread™ Leather
VA10 Black Fabric
VA90 Navy Fabric

H V L 6 0 1 .

S B 1 1



Icon Legend on page 15

GUEST CHAIRS

HVL653



GUEST CHAIR

Sled Base
Padded Arms

DIMENSIONS

Depth:	23	Arm Width:	17 ³ / ₄
Width:	22 ¹ / ₄	Seat to Floor Height:	17 ⁵ / ₈
Height:	32	Usable Seat Depth:	16 ³ / ₄
Seat Depth:	17	Ship Weight:	28
Seat Width:	20 ¹ / ₄	Cube:	3.1
Back Width:	18 ¹ / ₂	Weight Rating:	250 lbs.
Back Height:	12		

PRICE CODE

Leather **\$246**

NOTES: Black SofThread™ Leather with tailored stitching detail. Frame features steel tubular construction. Black frame.

HON Recommendation: HVL653.SB11 - List Price \$246

HOW TO SPECIFY

Select Model Number	Select Fabric SB11 Black SofThread™ Leather
H V L 6 5 3 .	S B 1 1



MESH CHAIRS

HVL521



MID-BACK

Pneumatic
Swivel
Tilt
Tilt Tension
Tilt Lock
Arms

Functions: **A, E, F, K, L**
(Function Key on pages 16-17)

DIMENSIONS

Depth:	35¼	Arm Width:	18½
Width:	26¼	Seat to Floor Height:	17½-22
Height:	41	Usable Seat Depth:	17¾
Seat Depth:	17¾	Ship Weight:	30 Ⓢ
Seat Width:	19½	Cube:	4.1
Back Width:	18¾	Weight Rating:	250 lbs.
Back Height:	21½		

PRICE CODE

Fabric **\$331**

NOTES: Comfortable and breathable mesh back. Black fabric seat. Sturdy textured black frame. Fixed-height arms. **HON 5-Year Limited Warranty.**

HON Recommendation: HVL521.VA10 - List Price \$331

HVL525



HIGH-BACK

Pneumatic
Swivel
Tilt
Tilt Tension
Tilt Lock
Fixed Loop Arms

Functions: **A, E, F, K, L, T**
(Function Key on pages 16-17)

DIMENSIONS

Depth:	26	Arm Width:	20⅞
Width:	26	Seat to Floor Height:	16¾-21¼
Height:	42¾	Usable Seat Depth:	19
Seat Depth:	19	Ship Weight:	33 Ⓢ
Seat Width:	19¾	Cube:	3.8
Back Width:	19¾	Weight Rating:	250 lbs.
Back Height:	23		

PRICE CODE

Fabric **\$338**

NOTES: Comfortable and breathable mesh back. Black upholstered seat. Fixed, loop arms. **HON 5-Year Limited Warranty.**

HON Recommendation: HVL525.ES10 - List Price \$338

HOW TO SPECIFY

Select
Model Number

Select
Fabric

VA10 Black Fabric
Specify for model HVL521 only

ES10 Black Fabric
Specify for model HVL525 only

H V L 5 2 1 .

V A 1 0



NESTING CHAIRS

HVL303



SANDWICH MESH BACK AND SEAT

Upholstered Seat and Back
Casters
Arms

DIMENSIONS

Depth:	23 ³ / ₄	Back Height:	16
Width:	23 ³ / ₄	Seat to Floor Height:	19 ¹ / ₄
Height:	33 ¹ / ₂	Usable Seat Depth:	18 ¹ / ₂
Seat Depth:	18 ¹ / ₂	Ship Weight:	27
Seat Width:	19 ¹ / ₂	Cube:	2.1
Back Width:	19 ¹ / ₂	Weight Rating:	250 lbs.

LIST PRICE

\$299

NOTES: Seat and back upholstered in comfortable and breathable Black Sandwich Mesh. Specify Black (T) or Silver (X) frame. Ships one per carton. **HON 5-Year Limited Warranty.**

HON Recommendation: HVL303.MM10.T - List Price \$299

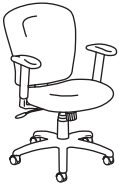
HOW TO SPECIFY

<p>Select Model Number</p> <p>H V L 3 0 3 .</p>	<p>Select Fabric</p> <p>MM10 Black Sandwich Mesh Fabric (only)</p> <p>M M 1 0 .</p>	<p>Select Frame</p> <p>T Black X Silver</p> <p>T</p>
--	---	---



TASK CHAIRS

HVL220



TASK MID-BACK

Pneumatic
Swivel
Tilt
Tilt Tension
Tilt Lock
Height-adjustable Arms

Functions: **A, E, F, K, L, Q**
(Function Key on pages 16-17)

DIMENSIONS

Depth:	34½	Arm Width:	17¾
Width:	26¾	Seat to Floor Height:	17½-21¼
Height:	41	Usable Seat Depth:	16¾
Seat Depth:	16¾	Ship Weight:	35 Ⓢ
Seat Width:	20	Cube:	3.7
Back Width:	20¼	Weight Rating:	250 lbs.
Back Height:	22½		

PRICE CODE

Fabric **\$358**

NOTES: Black fabric. Sturdy textured black frame. Height-adjustable arms. **HON 5-Year Limited Warranty.**

HON Recommendation: HVL220.VA10 - List Price \$358

HOW TO SPECIFY

Select Model Number

Select Fabric

VA10 Black Fabric

H V L 2 2 0 .

V A 1 0

COLLABORATIVE CHAIRS


Modular Lounge

OPEN MARKET



Icon Legend on page 15

HVL864



MODULAR CHAIR

DIMENSIONS

Depth:	25	Arm Width:	25
Width:	25	Seat to Floor Height:	17¼
Height:	30⅞	Usable Seat Depth:	18½
Seat Depth:	18½	Ship Weight:	33 Ⓢ
Seat Width:	25	Cube:	5.5
Back Width:	21½	Weight Rating:	250 lbs.
Back Height:	15⅜		

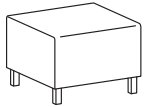
PRICE CODE

Leather **\$668**

NOTES: Thick cushioning and individually pocketed coil springs provide long-lasting comfort. Lightweight frame. Easier assembly – no tools required. SofThread™ leather.

HON Recommendation: HVL864.SB11 - List Price \$668

HVL862



OTTOMAN

DIMENSIONS

Depth:	25	Seat to Floor Height:	17¼
Width:	25	Usable Seat Depth:	25
Height:	18¼	Ship Weight:	31 Ⓢ
Seat Depth:	25	Cube:	5.5
Seat Width:	25	Weight Rating:	250 lbs.

PRICE CODE

Leather **\$485**

NOTES: Thick cushioning and individually pocketed coil springs provide long-lasting comfort. Functions as footrest, seat or side table. SofThread™ leather. Easier assembly – no tools required.

HON Recommendation: HVL862.SB11 - List Price \$485

HOW TO SPECIFY

<p>Select Model Number</p>	<p>Select Fabric</p> <p>SB11 Black SofThread™ Leather (only)</p>										
<table border="1"> <tr> <td>H</td><td>V</td><td>L</td><td>8</td><td>6</td><td>4</td> </tr> </table>	H	V	L	8	6	4	<table border="1"> <tr> <td>S</td><td>B</td><td>1</td><td>1</td> </tr> </table>	S	B	1	1
H	V	L	8	6	4						
S	B	1	1								



HVL981



RECTANGLE WOBBLE BOARD

Anti-Fatigue Mat

DIMENSIONS

Depth: 18
Width: 22¼
Height: 3

Ship Weight: 10.0 Ⓢ
Cube: 0.9
Weight Rating: 250 lbs.

LIST PRICE

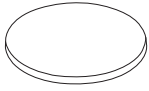
\$120

NOTES: HON 5-Year Limited Warranty.

ⓘ Available in Black (T) finish ONLY.

SPECIFYING EXAMPLE: HVL981.T

HVL982



ROUND WOBBLE BOARD

Anti-Fatigue Mat

DIMENSIONS

Depth: 18½
Width: 18½
Height: 2½

Ship Weight: 5.8 Ⓢ
Cube: 0.6
Weight Rating: 250 lbs.

LIST PRICE

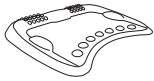
\$102

NOTES: HON 5-Year Limited Warranty.

ⓘ Available in Black (T) finish ONLY.

SPECIFYING EXAMPLE: HVL982.T

HBEAFM1



ANTI-FATIGUE MAT

Ergonomic

DIMENSIONS

Depth: 25
Width: 29⅞
Height: 2¾

Ship Weight: 7.0
Cube: 1.4

LIST PRICE

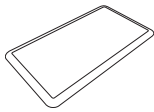
\$219

NOTES: HON 5-Year Limited Warranty.

ⓘ Available in Black ONLY. No specification needed.

SPECIFYING EXAMPLE: HBEAFM1

HBAFM2036



ANTI-FATIGUE MAT

Rectangle

DIMENSIONS

Depth: 20
Width: 36
Height: ¾

Ship Weight: 5.4
Cube: 0.4

LIST PRICE

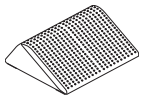
\$100

NOTES: HON 5-Year Limited Warranty.

ⓘ Available in Black ONLY. No specification needed.

SPECIFYING EXAMPLE: HBAFM2036

HVL991



FOOTREST

Anti-Slip Cover

DIMENSIONS

Depth: 13¾
Width: 16
Height: 5½

Ship Weight: 7.0 Ⓢ
Cube: 0.9
Weight Rating: 250 lbs.

LIST PRICE

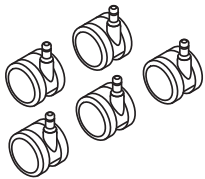
\$82

NOTES: HON 5-Year Limited Warranty.

ⓘ Available in Black (T) finish ONLY.

SPECIFYING EXAMPLE: HVL991.T

HSCASTER



SET OF 5 SOFT CASTERS

DIMENSIONS

Size: 60mm
Ship Weight: 2 Ⓢ
Cube: 0.1

LIST PRICE

\$50

ⓘ Available in Black finish only, no specification needed.

HOW TO SPECIFY

Select Model Number

H V L 9 8 1 .

Select Finish

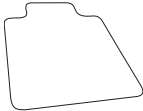
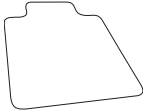
T Black

T

WORKPLACE TOOLS

Chair Mats

OPEN MARKET

	DESCRIPTION	MODEL	SHIP WEIGHT	CUBE	LIST PRICE
	Lipped Chair Mat with Studs 60"W x 46"D 48"W x 36"D NOTES: Clear finish only. Available in 60"W x 46"D and 48"W x 36"D sizes. Features rectangle and lipped shapes. Available with studs for carpet and without studs for hard-surface floors. Ships rolled. HON 5-Year Limited Warranty. ⓘ Clear finish only. No specification needed.	HCM4660LS	13.9	1.0	\$146
		HCM3648LS	8.8	0.6	\$88
	Lipped Chair Mat without Studs 60"W x 46"D 48"W x 36"D NOTES: Clear finish only. Available in 60"W x 46"D and 48"W x 36"D sizes. Features rectangle and lipped shapes. Available with studs for carpet and without studs for hard-surface floors. Ships rolled. HON 5-Year Limited Warranty. ⓘ Clear finish only. No specification needed.	HCM4660LN	13.2	0.5	\$146
		HCM3648LN	8.3	0.3	\$88

HOW TO SPECIFY

Select Model Number

H C M 4 6 6 0 L S

CROSS REFERENCE INDEX

MODEL	PAGE	MODEL	PAGE	MODEL	PAGE	MODEL	PAGE
H2091	226	H5991	57	HFLYO1DF	103	HICS7	154
H2092	226	H5995	57	HFSS7	96	HICS7DF	156
H2093	226	HBAFM2036	303	HFSS74L	96	HIEH1	140
H2095	226	HBEAFM1	220, 303	HFSS74LDF	98	HIEH2	140
H2111	160	HCAT1MM	62	HFTB17N	108	HIEH3	140
H2112	160	HCG6	49	HFTLA2460	107	HIGB1	151, 156
H2141	161	HCG6DF	49	HFTLA3372	107	HIGCL	153
H2142	161	HCM3648LN	304	HFTLA3384	107	HIGS6	154
H2143	161	HCM3648LS	304	HFTLA3396	107	HIGS6DF	155
H2144	161	HCM4660LN	304	HFTLC2460	107	HILMBR	151
H2145	161	HCM4660LS	304	HFTLC3372	107	HIPAA	76, 142, 151
H2146	161	HCT1MM	61	HFTLC3384	107	HISB6	154
H2164	43	HCW1	48	HFTLC3396	107	HISB6DF	155
H2165	43	HFAA01	164	HFTLD26	111	HITL1	138
H2191	229	HFAL02	164	HFTLD30	107	HITL2	138
H2192	229	HFAS03	164	HFTLD36	107	HITL3	138
H2194	229	HFCG6	96	HFTLR12	111	HITLM	145
H2281	168	HFCG6DF	98	HFTLS24	111	HITLMKD	146
H2282	169	HFCL2	97	HFTLS30	107	HITLRA	147
H2283	168	HFCL2DF	99	HFTLS36	107	HITLRAKD	148
H2284	169	HFDB17B	108	HFTLW45	111	HITS5	141
H2285	170	HFDB17N	108	HFTPTL18	110	HITSM	145
H4001	250	HFDB29A	108	HFTTAL14	112, 125, 130	HITSRA	147
H4002	250	HFDB29AN	108	HFXB17B	108	HIWM1	139
H4003	250	HFDB29B	108	HFXB29A	108	HIWM2	139
H4008	250	HFDB42A	109	HFXB29AN	108	HIWM3	139
H4031	132	HFDB42AF	109	HFXB29B	108	HIWM8	141
H4033	132	HFDB42AF72	109	HFXB42A	109	HIWMM	145
H4039	132	HFDB42AF84	109	HFXB42AN	109	HIWMMKD	146
H4041	205	HFDB42AF96	109	HFXB42B	109	HIWMRA	147
H4043	205	HFDB42AFN	109	HGDK3-F	245	HIWMRAKD	148
H4048	205	HFDB42AN	109	HGRMTAC	113, 125, 130	HIWMU	149
H4049	205	HFDB42B	109	HGRMTAC2	113, 125, 130	HIWMUKD	150
H4069	213	HFDB42BF	109	HGRMTDATA	113	HIWMUL	149
H4071	209	HFL450	86	HGRMTUSB2	113, 125, 130	HIWMULKD	150
H4073	209	HFLB2	93	HGTMM	116	HL2DARM	76
H4075	210	HFLB3	93	HGV1MM	117	HL4DARM	76
H4077	210	HFLCC1	85	HHB02	283	HLEU	71
H4079	213	HFLCC1DF	91	HHB03	283	HLEUBT	74
H4091	211	HFLCO1	102	HHCB50	285	HLMSSHRR	76
H4093	211	HFLCO1DF	103	HHCG11	267	HITM	73
H4095	212	HFLGANG	86	HHCG11DF	268	HITP	73
H4097	212	HFLMC1	84	HHCG21	267	HITSM	75
H4099	213	HFLMC1DF	89	HHCG21DF	268	HITSP	75
H5001	216	HFLMC1S	87	HHCG50	267	HITSU	75
H5002	216	HFLMC1SDF	92	HHCG50DF	269	HLTU	73
H5021	219	HFLML1	84	HHCGB21	270	HLWM	72
H5022	219	HFLML1DF	89	HHCGB31	270	HLWMBT	74
H5023	219	HFLMR1	84	HHCGBR	272	HLWU	72
H5701	288	HFLMR1DF	90	HHCGBRCH	272	HLWUBT	74
H5703	288	HFLRC1	83	HHCP1	267	HME3	174
H5705	288	HFLRC1DF	88	HHCP1DF	269	HMG1	184
H5711	289	HFLRC1S	87	HHCT01	285	HMG2	184
H5713	289	HFLRC1SDF	92	HHCT02	285	HMG3	185
H5715	289	HFLSC1	83	HHCT020	284	HMG4	185
H5721	292	HFLSC1DF	88	HHCT024	284	HMG5	185
H5723	292	HFLSC1S	87	HHCT048	284	HMG7	185
H5725	292	HFLSC1SDF	92	HHCT12	285	HMG11	191
H5731	293	HFLSC2	97	HHCT	271	HMG12	191
H5733	293	HFLSC2DF	99	HHCTL4	271	HMH01	40
H5735	293	HFLSO1	86	HHCTRT	271	HMH02	40
H5795	288, 289, 292, 293	HFLWI45	85	HHCTS	271	HML1S	122
H5901	56	HFLWI45DF	91	HI2AAA	142, 151	HML1SDF	126
H5902	56	HFLWO45	85	HI2ATA	142, 151	HML2S	122
H5903	56	HFLWO45DF	91	HI2FHA	76, 142, 151	HML2SDF	127
H5905	57	HFLYO1	102	HIB50	153	HML2ST	124

CROSS REFERENCE INDEX

MODEL	PAGE	MODEL	PAGE	MODEL	PAGE	MODEL	PAGE
HML2STDF	129	HSCS1	33	HTSSRD	93	HVL539	231
HML3S	123	HSCS1DF	35	HVL102	276	HVL541	77
HML3SDF	128	HSCS2	34	HVL103	276	HVL581	65
HML8851	64	HSCS2DF	36	HVL105	295	HVL582	65
HML8852	64	HSGANG	33, 36	HVL108	66	HVL585	65
HMN1	188	HSGS6	33	HVL131	295	HVL601	297
HMN2	188	HSGS6DF	35	HVL149	237	HVL604	277
HMNT1	194	HSLV2DAP	262	HVL151	295	HVL605	277
HMNT2	194	HSLV4DAP	262	HVL161	296	HVL606	238
HMS1	180	HSLVFAP	262	HVL171	296	HVL616	238
HMS2	180	HSLVLMBR	262	HVL205	278	HVL643	50
HMSCART	180	HSLVSMM	256	HVL210	278	HVL653	298
HMSFLTGLD	181	HSLVSMMS	256	HVL215	278	HVL685	277
HMSGANG	181	HSLVSMR	258	HVL220	301	HVL691	52
HMSGLD	181	HSLVSMRS	258	HVL232	172	HVL693	52
HMSSTLGLD	181	HSLVSMU	260	HVL238	172	HVL701	294
HMT1	178	HSLVSMUS	260	HVL281	195	HVL702	294
HMT5	178	HSLVTMM	255	HVL282	195	HVL705	294
HMTS01	37	HSLVTMMKD	261	HVL283	195	HVL712	294
HMTS11	37	HSLVTMMS	255	HVL289	195	HVL721	78
HN1	202	HSLVTMR	257	HVL303	300	HVL791	197
HN1U	202	HSLVTMRKD	261	HVL304	38	HVL844	274
HN6	203	HSLVTMRS	257	HVL314	38	HVL852	274
HN7	203	HSLVTMU	259	HVL402	296	HVL853	274
HNATA	203	HSLVTMUKD	261	HVL508	157	HVL862	302
HNFPA	203	HSLVTMUS	259	HVL511	275	HVL864	302
HPN1	223	HSS4L-06A	244	HVL515	275	HVL871	51
HPN2	223	HSS4L-12A	244	HVL518	157	HVL872	51
HPWRMOD2UWM	113	HSS4L-14A	244	HVL521	299	HVL873	51
HPWRMOD3UWM	113	HSS4L-16B	245	HVL525	299	HVL887	63
HQQ1	240	HSS4L-18B	245	HVL528	157	HVL888	63
HQQ1CUSH	240	HSSA-WB1618	245	HVL530	230	HVL951	273
HQTMM	235	HSSCL-14A	246	HVL531	230	HVL981	303
HQTSM	235	HSSCL-16B	246	HVL532	230	HVL982	303
HSB50	34	HSSCL-18B	246	HVL534	231	HVL991	220, 303
HSB50DF	36	HSSST-18B	247	HVL536	231	HVL995	278
HSCASTER	61, 62, 76, 142, 151, 262, 292, 293, 303	HSSTK-18B	247	HVL537	231	HVLPERCH	220
		HTPWRGROM1	125, 130	HVL538	157		

NOTES

NOTES

NOTES

NOTES

NOTES

NOTES

INFORMATION ON ORDERING PARTS

When parts are needed to repair HON products, the following guidelines should be followed to expedite the process.

1. Warranty orders are submitted on HON Ready via the Quick Claim tool. To purchase repair parts, please visit HONAccessories.com which can be found on HON.com.
2. There are no discounts applied to parts. Pricing quoted is the net value. Parts pricing is subject to change without notice.
3. For a part not covered by warranty applicable shipping charges will apply.
4. Parts may be paid for with an approved credit card. Approved Cards: MasterCard, VISA and American Express.
5. Payment terms for invoiced parts are Net 30 days.
6. Due to short lead times on parts, no changes will be accepted after the order has been placed.
7. When placing a **warranty** parts order:

If the product is under warranty, the product serial number must be provided. Most finished goods products have a serial number placed on them at the factory. The label containing the serial number is located:

Tables and Stands — underside of the top

Table Trucks — underside of side rail

Seating — underside of the seat

NOTE: Removal of the serial number tag from the product voids the warranty.

An important note regarding Product Serial Numbers:

HON tables and chairs are tagged with a serial number. This number helps us identify *when and where your product was made*, and to identify and correct the root causes for the problem. NEITHER THE DEALER NOR THE CONSUMER SHOULD REMOVE THIS TAG UNDER ANY CIRCUMSTANCES. To do so immediately voids your Warranty coverage for that particular item *and prevents us from further identifying it*. Instead, please transcribe the number and call your Dealer.