

LOW

# SEATING

## LIST PRICER

Effective Date Dec. 10, 2018  
Supersedes HON Seating List Pricer  
Dated November 15, 2018

MADE IN THE  
**USA**   
SEE PAGE 5

*easy search tip:*

Press:  
**Ctrl + F** for **FIND**  
Enter Model



# TABLE OF CONTENTS

## By Series Name

### BY SERIES NAME

Accommodate®	32-38
Adjustable Task/Lab Stools	39
Assemble™	40-41
Boda™	42-43
Cambia™ 2160 Series	44-46
Ceres®	47-52
Charge™	53
Circulate™	54
Client™	55
ComforTask® 5900 Series	56-60
Convergence®	61-65
Corral™	66
Contemporary Occasional Tables	67
Crio	68
Define™	69
Endorse® Collection	70-79
Entire™	80
Exposure™	81
Flock®	82-114
Gateway™	115-117
Grove®	118-130
GuestStacker® 4030 Series	131-132
Ignition®	133-152
Instigate™	153
Invitation® 2110 Series	154-157
Invitation® Lounge	158-160
Lota®	161-166
Motivate® Chairs	167-186
Network™	187
Nucleus®	188-193
High-Density Olson Stacker® 4040 Series	194-195
Pagoda®	196-203
Park Avenue Collection® 5000 Series	204-206
Park Avenue Collection® 5020 Series	207-209
Perch™	210
Perpetual® Nesting Chairs	211-213
Pillow-Soft® 2090 Series	214-216
Pillow-Soft® 2190 Series	217-219
Prominent™	220-221
Purpose®	222-227
Quotient®	228-231
Riley™	232-236
Scatter™	237
SmartLink®	238-244
Solutions Seating® 4000 Series	245-247

Solve®	248-259
Soothe®	260-269
Tilt™	270
TopFlight™	271
Torch™	272
Traction™	273
Validate™	274
ValuTask®	275
Versant® Tandem	276-282
Volt®	283-290
Wave™	291
Executive Chairs	292-294
Guest Chairs	295
Mesh Chairs	296
Nesting Chairs	297
Task Chairs	298
Collaborative Chairs	299
Workplace Tools	300-301

### BY APPLICATION

#### EXECUTIVE AND CONFERENCE

Ceres®	51
Charge™	53
Client™	55
Define™	69
Entire™	80
Endorse®	74, 77
Executive Chairs	292-294
Exposure™	81
Ignition®	140-141
Nucleus®	192
Park Avenue Collection®	206, 209
Pillow-Soft®	216, 219
Solutions Seating®	247
TopFlight™	271
Traction™	273
Validate™	274
Wave™	291

#### TASK CHAIRS

Boda™	43
Ceres®	51
ComforTask®	59
Convergence®	64-65
Crio	68
Endorse®	75-77

Entire™	80
Exposure™	81
Gateway™	116-117
Ignition®	138-139, 145-146A
Lota®	164-165
Mesh Chairs	296
Motivate®	170
Nucleus®	192
Park Avenue Collection®	206, 209
Pillow-Soft®	216, 219
Prominent™	220-221
Purpose®	225
Quotient®	231
Solutions Seating®	247
Solve®	252, 254, 256, 258
Task Chairs	298
Tilt™	270
Torch™	272
ValuTask®	275
Volt®	285-286, 289-290
Wave™	291

#### GUEST CHAIRS

Accommodate®	35, 37
Cambia™	46
Ceres®	52
Charge™	53
Client™	55
Flock®	98-99
Guest Chairs	295
Ignition®	149-150
Instigate™	153
Invitation®	156
Lota®	166
Nucleus®	193
Pagoda®	199-202
Park Avenue Collection®	209
Pillow-Soft®	216, 219
Riley™	235-236
Scatter™	237
Solutions Seating®	247
Soothe®	264-266
TopFlight™	271
Traction™	273
Validate™	274
Versant® Tandem	282

- All illustrations and specifications in this publication are based on the latest product information available at the time of print. For the most recent version, please go to <https://www.hon.com/pricer>.
- Software support packages furnished to the customer, either by The HON Company or by another source, which support the sale of HON products are superseded by printed price lists.
- All dimensions shown in this publication are nominal.
- Pricing is subject to change without notice.

- All orders are subject to prices in effect at the time of order.
- Ordering information appears at the beginning of a section complete with examples on how to specify. These specifying information pages are referenced at the bottom center of product pages.
- HON Full Lifetime Warranty applies unless otherwise noted.
- HON nationwide customer service:  
Phone: (800) 833-3964.

# TABLE OF CONTENTS

## By Series Name

### BY APPLICATION

#### STACKING AND NESTING CHAIRS

Assemble™	40
Ceres®	52
GuestStacker®	132
Ignition®	150-151
Lota®	166
Mesh Nesting Chairs	297
Motivate®	172, 176, 180
Nucleus®	193
High-Density Olson Stacker®	195
Pagoda®	199-202
Perpetual®	213

#### COLLABORATIVE AND PUBLIC SPACES

Accommodate®	35-38
Circulate™	54
Collaborative Chairs	299
Corral™	66
Flock®	85-94, 97-99, 102-104
Grove®	122-124, 126-129
Ignition®	149
Invitation®	160
Soothe®	264-267
Versant® Tandem	280, 282

#### STOOLS AND MULTI-PURPOSE

Accommodate®	35-38
Adjustable Task/Lab	39
ComforTask®	60
Endorse®	78
Flock®	97-99
Ignition®	141, 145, 149-152
Instigate™	153
Lota®	166
Motivate®	170, 176-177, 180, 183, 186
Nucleus®	193
Pagoda®	203
Perpetual®	213
Prominent™	220-221
Purpose®	226
Quotient®	231
Solve®	253, 255, 257
Torch™	272
Volt®	285-286, 289-290

#### ACTIVE

Perch™	210
Tilt™	270
Workplace Tools	300-301

#### BIG AND TALL

Endorse®	77
Ignition®	141
Wave™	291

#### BARIATRIC

Accommodate®	36, 38
Ignition®	149
Riley™	235-236
Soothe®	264, 266
Versant® Tandem	282

#### COORDINATING TABLES

Contemporary Occasional Tables	67
Flock®	108-113
Invitation®	157
Soothe®	268
Versant® Tandem	281

#### WORKPLACE TOOLS

Workplace Tools	300-301
-----------------	---------

- All illustrations and specifications in this publication are based on the latest product information available at the time of print. For the most recent version, please go to [hon.com/tools-ideas/resources/pricer](http://hon.com/tools-ideas/resources/pricer).
- Software support packages furnished to the customer, either by The HON Company or by another source, which support the sale of HON products are superseded by printed price lists.
- All dimensions shown in this publication are nominal.
- Pricing is subject to change without notice.

- All orders are subject to prices in effect at the time of order.
- Ordering information appears at the beginning of a section complete with examples on how to specify. These specifying information pages are referenced at the bottom center of product pages.
- HON Full Lifetime Warranty applies unless otherwise noted.
- HON nationwide customer service:  
Phone: (800) 833-3964.

# ADDITIONS

---

## NEW ADDITIONS: PRODUCTS

<b>Seating</b>	<b>Effective Date</b>
Gateway™ Models: HGTMM, HGV1MM	March 2019
Solve® Models: HSLVSMMS, HSLVSMRS, HSLVSMUS, HSLVTMMS, HSLVTMRS, HSLVTMUS	July 2018



# DISCONTINUATIONS

Seating	Effective Date	Fabrics and Finishes	Effective Date
2400 Series Model: H2403	December 31, 2018	<b>Seating Fabric</b> Centurion	July 31, 2018
6540 Series Models: H6541, H6545	December 31, 2018	Burgundy CU99	
6550 Series Models: H6551, H6552	December 31, 2018	Caramel CU26	
7800 Series Models: H7803, H7808, H7823, H7828, H7895	December 31, 2018	Glacier CU96	
Assemble™ Models: HBMPT4824P, HBMPT4824X, HBMPT48MOD, HBMPT6024X, HBMPT7224X	December 31, 2018	Tangerine CU46	
basyx by HON® Models: HVL862, HVL864	December 2018	Tomato CU66	
Charge™ Model: HVL641	December 31, 2018	Confetti	July 31, 2018
ComfortSelect™ Models: HACC1TMM, HSUR2TMM, HXCL2TMM	July 17, 2018	Black AB10	
Convera™ Lounge Models: HDAA01, HDAC01, HDAL02	December 31, 2018	Blue AB90	
Crio Model: HVL585.SB11 only	December 31, 2018	Burgundy AB62	
Endorse® Models: HIFHA, HL1SL, HL2SL, HL3SL, HLOCC1, HLOCC2, HLOCC3	December 31, 2018	Gray AB12	
Flock® Models: HFAFL1, HFALA1, HFASH1	December 31, 2018	<b>Paints</b> Textured Satin Chrome P6N	December 31, 2018
Gamut® 2070 Series Models: H2071, H2072, H2073	December 31, 2018		
Greet™ Modular Lounge Models: HVL891, HVL892, HVL893, HVL894, HVL895	July 3, 2018		
HVL Models Models: HVL302, HVL443, HVL551	December 31, 2018		
Ignition® Models: HIAAAA, HIATA, HIFHA, HIHC, HIL2L, HILTL	December 31, 2018		
Park Avenue Collection® 5000 Series Model: H5003	December 31, 2018		
Riley™ Models: HWGN2, HWGN2B, HWGN3, HWGN3B, HWGN4, HWGN4B, HWGNC, HWGNT	December 31, 2018		
TopFlight™ Bourbon Cherry (.H)	December 31, 2018		
Validate™ Model: HVL604.ES10 only	December 31, 2018		
ValuTask® Model: HVL206	December 31, 2018		

**MADE IN THE USA**

MADE IN THE  
**USA** 

**PROUDLY MADE IN THE USA**

When you buy HON office furniture, you're not just buying inspired, practical solutions — you're buying quality, American-built furniture, backed by a lifetime warranty and a network of dealers.

**LOOK FOR THIS ICON ON MODEL PAGES:** 

**USA** 

DESIGNED, ENGINEERED  
& ASSEMBLED IN THE USA

**PROUDLY DESIGNED, ENGINEERED  
& ASSEMBLED IN THE USA**

When you buy HON office furniture, you're not just buying inspired, practical solutions — you're buying quality, American designed, engineered and assembled furniture backed by a lifetime warranty and a network of dealers.

**LOOK FOR THIS ICON ON MODEL PAGES:** 

# HON FULL LIFETIME WARRANTY INFORMATION

## HON®

### FULL LIFETIME WARRANTY

#### YOUR HON FULL LIFETIME WARRANTY

Every time you purchase a HON product, you're making an investment in your future. We're proud to play a part in that future, and you can trust us to do our best for as long as you need us.

The HON Full Lifetime Warranty is our assurance to you that the HON desks, workstations, seating, tables, or storage you purchase will be free from defective material or workmanship for the life of the product.

In the unlikely event that any HON product or component covered by the HON Full Lifetime Warranty should fail under normal workplace use as a result of defective material or workmanship, **HON shall repair or replace with comparable product (at HON's discretion), free of charge.**

#### WHAT'S COVERED BY THE HON FULL LIFETIME WARRANTY?

Your HON Full Lifetime Warranty applies to product manufactured after January 1, 2011. All HON product lines, materials, and components are covered by the HON Full Lifetime Warranty except for the items described below.

The specific product lines, materials, and components listed below are covered under HON's Full 12-Year, Full 10-Year, and Full 5-Year Warranties (from date of purchase).

#### HON'S FULL 12-YEAR WARRANTY

- Electrical components (LED task lights, lamps and ballasts are not covered)
- 4-Way Stretch
- Seating controls
- Pneumatic Cylinders
- Wood Seating
- Accessories
- Laminate Surfaces
- Veneer Surfaces

#### HON'S FULL 10-YEAR WARRANTY

- Soothe® Patient Recliner Mechanism

#### HON'S FULL 5-YEAR WARRANTY

- All LED task lights
- Panel and seating textiles
- Electric Height-Adjustable Bases (Including Memory Control)
- Coordinate™ Desktop Sit-to-Stand Risers
- Soothe® Patient Recliner Central Lock Mechanism
- Soothe® Patient Recliner Pivoting Arm

These warranties apply to HON products sold within the United States of America, U.S. Territories, and Canada, as well as U.S. Military and Federal Agency purchases (regardless of location).

#### IS ANYTHING NOT COVERED?

There are a few exclusions to the HON Full Lifetime Warranty and to the 12-, 10-, and 5-year warranties. These exclusions are:

- All HON products that are covered under a separate 5-year warranty.
- Color-fastness or matching of colors, woodgrains, or textures occurring in wood, leather, or other materials that naturally exhibit inherent color variations.
- Customer's own materials (COM) selected by and used at the request of the user.
- Modifications or attachments to the product that are not approved by The HON Company and product failures resulting from such modifications or attachments.
- Product normal wear and tear, which are to be expected over the course of ownership.
- Products that were not installed, used, or maintained in accordance with product instructions and warnings.
- Products used for rental purposes.
- Damage caused by cleaning chemicals.
- Dye transfer caused by external contaminants (including clothing and accessory dyes such as those used on denim jeans) may migrate to lighter colors. This phenomenon is increased by humidity and temperature and is irreversible.
- Fabric pattern match seat to back or chair to chair. If pattern match is needed, please submit a Tailored Solutions request or contact HON Customer Support/Tailored Solutions with questions.

#### WARRANTY REQUESTS OR QUESTIONS?

Your HON Dealer is our mutual partner in supporting your warranty requests. To obtain service under this warranty, please contact your HON dealer. If you are not sure who your dealer is, please call HON Customer Support at 800.833.3964.

**THAT'S YOUR HON FULL LIFETIME WARRANTY AS AN OWNER OF HON PRODUCT, THE WARRANTY EXPLAINED HERE IS YOUR SOLE AND EXCLUSIVE REMEDY. THERE ARE SOME EXCEPTIONS IF YOU PURCHASED THE PRODUCT FOR HOME OR PERSONAL USE WHICH ARE EXPLAINED BELOW. TO THE EXTENT ALLOWED BY LAW, THE HON COMPANY MAKES NO OTHER WARRANTY, EITHER EXPRESS OR IMPLIED, INCLUDING ANY WARRANTY OF MERCHANTABILITY OR FITNESS FOR A PARTICULAR PURPOSE. THE HON COMPANY WILL NOT BE LIABLE FOR ANY CONSEQUENTIAL OR INCIDENTAL DAMAGES.**

#### A WORD ABOUT PURCHASES FOR HOME OR PERSONAL USE

Please note, this section only applies if you purchased your HON product for your home or for your own personal or family use. HON's warranties give you specific legal rights and you may have other rights, which vary from state to state. As a consumer purchaser, the complete exclusion of implied warranties noted in the above paragraph does not apply to you, however, to the extent allowed by applicable state law, the implied warranties are limited to the applicable term of the warranty. Some states do not allow the exclusion or limitation of incidental or consequential damages, so the above exclusion or limitation may not apply to you.

# HON LIMITED 5-YEAR WARRANTY INFORMATION



## LIMITED 5-YEAR WARRANTY

The HON Company promises to repair or replace HON products or components covered under this warranty that are found to be defective in material or workmanship within five (5) years from the date of original purchase so long as you, the original purchaser, still owns it. This is your sole and exclusive remedy. This warranty is subject to the provisions below. It applies to the products listed here manufactured after January 1, 2018.

### LIMITATIONS:

- Upholstery on chairs is warranted for two years from date of purchase.
- Damage caused by the carrier in-transit is handled under separate terms.

### EXCLUSIONS:

This warranty does not apply and no other warranty applies to:

- Normal wear and tear, which are to be expected over the course of ownership.
- Modifications or attachments to the product that are not approved by The HON Company.
- Products that were not installed, used or maintained in accordance with product instructions and warnings.
- Products used for rental purposes.

### SEATING USAGE

Normal commercial use for seating is identified as the equivalent of a single shift, forty-(40) hour workweek. To the extent that a seating product is used in a manner exceeding this, the applicable warranty period will be reduced in a pro-rata manner.

### A WORD ABOUT COLOR VARIATIONS, FABRICS AND FINISHES:

The HON Company does not warrant the color-fastness or matching of colors, grains or textures of covering materials.

### CUSTOMER'S OWN MATERIAL (COM)

Not available on HON products covered under the HON 5-year warranty.

**TO THE EXTENT ALLOWED BY LAW, THE HON COMPANY MAKES NO OTHER WARRANTY, EITHER EXPRESS OR IMPLIED, INCLUDING ANY WARRANTY OF MERCHANTABILITY OR FITNESS FOR A PARTICULAR PURPOSE. THE HON COMPANY WILL NOT BE LIABLE FOR ANY CONSEQUENTIAL OR INCIDENTAL DAMAGES.**

### NOTICE TO PURCHASERS FOR HOME OR PERSONAL USE:

Federal law does not permit the exclusion of certain implied warranties for consumer products. Therefore, if you are purchasing this product for home or personal use, the exclusion of implied warranties noted in the above paragraph does not apply to you. Some states do not allow the exclusion or limitation of incidental or consequential damages, so the above limitation or exclusion may not apply to you. This warranty gives you specific legal rights, and you may also have other rights which vary from state to state.

This warranty applies only to products sold within the United States of America and the Commonwealth of Canada.

### TO OBTAIN SERVICE UNDER THIS WARRANTY:

Your HON® Dealer is our mutual partner in supporting your warranty requests. By following the procedures outlined below, you can be assured of the best level of service. Please note: Consent of The HON Company must be obtained before any warranty work is performed. To obtain consent, please take the following steps:

1. Contact the Dealer from whom the product was purchased within 30 days of discovery of the defect. Be prepared to affirm that you are the original purchaser of the product and to provide the serial number(s) from the product in question.
2. Your Dealer will gather all pertinent information regarding the claim, inspect the product and contact a HON Company customer service representative. (Please allow a reasonable amount of time for inspection and review.)
3. If The HON Company affirms that the product in question is eligible under the conditions of the warranty as stated above, the customer service representative or another representative of the Company will determine whether to provide replacement parts, authorize repairs or replace the product.

# NOTES

## ORDERING

Electronic ordering is the standard order process for HON. HON supports the following primary methods for the electronic transmission of orders and order related documents:

### E-Ordering

Available in the HONReady portal at [honready.hon.com](http://honready.hon.com). There are multiple options available for utilizing the E-Ordering application:

Integration with the standard Office Furniture business systems or other pre-approved proprietary software packages.

SIF file upload using fully optioned SIF files into the E-Ordering application.

Manual entry of line items into the E-Ordering application.

### EDI-System to System Integration

With standard Office Product systems or other pre-approved proprietary software systems.

Training, technical set-up and support is available through our Customer Technology Services Team at [honready@honcompany.com](mailto:honready@honcompany.com).

## ORDER REQUIREMENTS

- Customer must provide complete and correct information, including complete model number, finishes, colors, options, and quantity.
- If a bid quotation or other special pricing applies, such information must be clearly stated on the order with applicable bid number or contract number.
- Order Management contact name and phone number.
- Delivery Appointment contact name and phone number at the dealership or installation company. HON does not accept orders with end user appointment contacts.
- Dealer Sales Representative, primary or multiple DSRs.
- “Best Date Available” for the entire order is standard service for HON. If eligible, other Date Requests may be requested and must be submitted with the order. Other Date Requests are subject to review by HON prior to acceptance:
  - “Ship After” requests are eligible on all order sizes
  - “Deliver On” requests are eligible for orders over \$140,000 list
- Additional services outside of HON’s standard services may be available through HON’s ‘Enhanced Services’ for a corresponding fee. Requested services from ‘Enhanced Services’ must be provided at time of order placement.
- The Company reserves the right to require electronic orders or charge \$50 fee per Purchase Order (PO) for manual order processing.
- Failure to provide complete and accurate information results in delayed order entry and acknowledgment. Incomplete orders will not be produced and will be returned to Dealer for correction.

## ACKNOWLEDGMENT SERVICE

- E-mailed acknowledgments are available by customer request.
- An acknowledgment will be emailed the morning of the next business day, unless order is placed on credit or other order hold.
- The order will not receive an acknowledged shipment date until all order holds are released.

## ORDER CHANGES OR CANCELLATIONS

For Order Changes or Cancellations, please contact Customer Support at 800-833-3964 or email [OrderChanges@honcompany.com](mailto:OrderChanges@honcompany.com).

## TERMS AND CONDITIONS

See **HON’s Express Overview Guide** on [honready.hon.com](http://honready.hon.com) for more information about HON Express delivery, services and ordering information.

See **HON NOW** on [honready.hon.com](http://honready.hon.com) for more information about HON NOW delivery, services and ordering information.

# INTEGRATED DESIGN SOLUTIONS

## HON INTEGRATED DESIGN SOLUTIONS

Need design assistance? We can help! Our expert design staff will create a professional design package that is sure to put you one step ahead of the competition. And the best part is – it's free!

### AUDIT

We will check your drawing and parts list for accuracy. We verify quantity, specification accuracy, product compatibility and structural support.

### PLAN & SPECIFY

We will provide a professional design package including a CAD furniture plan, 3-D line drawing and complete parts list based on the rough sketch and work order forms you supply.

### VALUE ENGINEERING

We will optimize workstation layouts and propose potential cost saving measures to help your customer save money and make you more competitive and profitable.

### RENDERING

We will create a photo realistic rendering of your furniture plan to help your customer visualize what their desired office space will look like.

### \*SPACE PLANNING (BILLABLE SERVICE)

Let our team do the creative work for you. Our low rates and expert staff will create a furniture layout and design that best suits your customer.

### PLANNING TYPICALS

Quick planning ideas to share with your clients. Various settings showcasing desks, tables and workstations available in multiple formats. View them today under Design Resources on the HON Ready Portal.

### CONTACT INTEGRATED DESIGN SOLUTIONS

Questions? Please reach out to your region's dedicated designer. Not sure how to reach your designer? Send us a note at the email below.

E-Mail: [integrateddesign@honcompany.com](mailto:integrateddesign@honcompany.com)



**Solve® Chair shown with Coordinate™ Height Adjustable Table.**

## MyProjects

### A place for all HON Project Services

MyProjects provides one platform to access the full portfolio of HON services including:

- Plan & Specify
- Audit
- Product Modification
- Special Laminates
- Value Engineering
- Rendering
- Customer's Own Material
- Dual Fabric Applications
- Space Planning
- Special Paints
- Project Bid Pricing

**Submit your request on the HON Ready Portal at [honready.hon.com](http://honready.hon.com), MyProjects.**

MyProjects Lead Time: 1-3 business days depending on complexity and size of your project.



# TAILORED SOLUTIONS ORDERING INFORMATION

## PRODUCT MODIFICATIONS

Modifications include structural and dimensional modifications to existing product and Dual Fabric Applications, when standard model is not available.

The HON Company, at its own discretion, may modify standard products to meet specific needs. Product specials can be requested on HON brand product only; Product specials are not offered on *basyx* by HON® products.

List prices contained in published list pricers are for standard catalog items only. Changes or alterations to catalog items other than those listed as catalog options are subject to additional charges. Pricing will only be furnished upon approval of the special request.

Requests to have the product produced in more than one fabric (e.g., fabric on the seat is different than the fabric on the back), are considered a Dual Fabric Applications request and follow the Product Modification request process within MyProjects.

## SPECIAL LAMINATES

Special laminates include requests for laminates not available as part of The HON Company's standard offering. Requests for special laminates are subject to manufacturing approval and minimum order quantities. The HON Company approved special laminates will be subject to a designated upcharge per unit.

Requests for special laminates should be submitted through the MyProjects Application on the HON Ready portal. Pricing will only be furnished upon approval of the special request.

## SPECIAL PAINTS

- The HON Company's paint matching equipment can match almost any color, excluding some metallic and whites.
- Special paint requests must be submitted on the HON Ready Portal MyProjects application.
- In order to request a paint sample, the customer must have a minimum order of 10 like product units. Any requests with less than that amount will not be processed.
  - For each new paint request, there will be a \$500 net charge. A sample of the exact color desired is required for matching and approval. The exception to the sample requirement is if the customer provides a Sherwin Williams® or PANTONE® color code. The HON Company will match the color and provide a production sample for the customer to review and approve.
  - If the customer is requesting a paint that has been previously matched, a painted match sample is provided with a \$100 net charge.

- Once the signed paint sample is received at The HON Company, the request will be approved.
- Each unique color or finish combination incurs a designated upcharge per color per order. For pricing, see individual pricer pages for eligible series and upcharges for Custom paints (all standard discounts/competitive project pricing applies).

**Special note:** Some custom colors could fall outside of this program due to production costs or not meeting The HON Company's quality standards. This could include Sherwin Williams developed colorants. The HON Company may apply additional charges to some colors which are costly to apply, and refuse some orders on colors that cannot meet The HON Company's high quality standards. The HON Company will notify the customer upon completion of The HON Company's evaluation if a change in price is required or rejection of the order.

## DISCONTINUED PRODUCT

Requests for discontinued product require engineering evaluation, safety review, and testing to current standards prior to approval. Many discontinued products are not available for order. Requests for discontinued products should be submitted through the MyProjects Application on the HON Ready portal.

## LEAD TIMES FOR SPECIALS PRODUCT

Lead times on orders containing specials are subject to production capacity and material availability. When possible, the customer should order special products separately to avoid extended lead times for standard products. Extended lead times will be noted on the specials request.

## CHANGES TO SPECIALS PRODUCT

A special model will be provided for each approved special item to process orders. Once an order is placed, no changes or cancellations can be made to the order without approval from Tailored Solutions.

## CONTACT TAILORED SOLUTIONS

Phone: 800.833.3964 and listen for Tailored Solutions offering on the menu.

Email: [HONSpecials@honcompany.com](mailto:HONSpecials@honcompany.com)



# CUSTOMER'S OWN MATERIAL ORDERING INFORMATION

## CUSTOMER'S OWN MATERIAL (COM) PROGRAM

Customer's Own Material (COM) is a request to use fabrics not available as part of HON's standard fabric offering. Manufacture to Supply (MTS) and Dealer to Supply (DTS) are the two ordering methods. The HON Company has partnered with fabric manufacturers to provide competitive pricing and selection through the MTS program. MTS will be the standard offering unless The HON Company is unable to procure the fabric. If there is a DTS request submitted, The HON Company will advise at the time of the request if DTS is available.

## CUSTOMER WARRANTY EXCLUSION

The HON Company shall have no responsibility for the condition, quality, value, performance, physical properties, or any other aspects of the COM.

The HON Company shall have no liability for any damages, injuries, or losses to the customer or to any third party that shall be caused by any COM or product modification, and the customer shall hold The HON Company harmless for all liability.

The HON Company assumes no responsibility for the overall appearance, flammability, normal durability, colorfastness, or any other quality of the COM or product modification after its application on a HON product beyond normal quality standards. The HON Company reserves the right to reject a COM fabric if the quality of the COM is not satisfactory for the product. Should this occur, the customer will be notified with an explanation of the issue.

The HON Company is not responsible for fabric that has become obsolete at the COM supplier, that is of poor quality, or that is delivered late to The HON Company from the COM supplier. The HON Company is not responsible for excess yardage created by DTS orders and reserves the right to dispose of the excess fabric.

As a standard HON does not pattern match any standard, partnership or COM fabric, therefore pattern match is not applicable under warranty. If pattern match is needed please submit a Tailored Solutions request or contact HON Customer Support/Tailored Solutions once your COM has been approved.

## COM TESTING

As a result of recent legal requirements, The HON Company will need to obtain specific information from the fabric supplier about treatments and chemicals used in the fabric. To the extent the supplier is unwilling or unable to provide the necessary information, which could extend the testing lead time of the request.

To check if a COM has been tested previously, utilize the COM Search Tool on the HON Ready Portal > Design Resources > Textiles & Finishes section using the following information:

- COM Supplier's Name
- Fabric Pattern Name
- Color Name
- If the COM fabric has been tested and previously approved, the COM will not need to be re-tested unless testing

standards have changed, fabric is to be used on a different series, or direction of the fabric has changed from what was previously approved. Please note that Panel product must be approved for each model and color.

- If the pattern has previously been tested and approved, but not in the specific requested color, the customer will need to request an order code for that color only. No further testing will be necessary since the pattern has already been approved.

If the fabric has not previously been tested, the customer must enter the COM request on the HON Ready Portal > Textiles & Finishes > COM Search Tool.

Complete the Supplier Name, Pattern, and Color drop-down fields. For quicker results in these fields, type the first letter of the (supplier, pattern, color) name and, when done, click Add and then Submit. (Multiple series can be added to the same request if they are the same supplier, pattern, and color.)

An email will be sent to the requestor stating the COM Request was successfully submitted. Up to four emails could be received: submitted, in testing, testing materials requested, and final approval/denial with price grade and fabric code. The testing process takes approximately 48 hours.

COM yardage in the pricer is shown as pattern cut only.

## COM TESTING — CAL 133 TESTING INFORMATION

The customer is responsible for ensuring that the COM fabric is certified to meet all flame-retardant requirements. All COM seating fabric must, at minimum, meet CAL 117 requirements. If the customer requires the chair be tested to meet the fire safety standards of CAL 133, additional testing and information is required.

All CAL 133 requests must be submitted through the MyProjects application on the HON Ready Portal. Each request must be entered separately since each request will need to be tested individually.

Once the supplier provides the requirements to The HON Company, testing will begin. The customer will receive approval or denial information upon completion of testing.

If the test is approved, a specific model number including "FC" at the end will be provided with an appropriate price.

## MTS COM

As previously mentioned, MTS is the primary COM method.

If the COM fabric has not been tested, a COM request must be submitted on the HON Ready Portal.

For MTS orders, The HON Company will procure fabric needed for production. Should The HON Company not be able to obtain fabric yardage, the customer will be contacted.

# CUSTOMER'S OWN MATERIAL ORDERING INFORMATION

When testing has been completed, the customer will be notified by the COM team of the test results. If the COM is approved, The HON Company will provide a COM tracking order code for MTS. That tracking code is required on the order in place of the standard fabric code.

If approved, MTS product will be assigned an appropriate fabric grade for pricing. The pricing can be found on the HON Ready Portal > Design Resources > Textiles & Finishes. (All standard discounts/competitive project pricing applies).

Written COM price quotes are valid for 90 days after the issue date.

## DTS COM

DTS COM is only available if the COM fabric cannot be procured by The HON Company. If the fabric can be procured by The HON Company, the customer will be contacted to switch to MTS or cancel the request.

If your fabric is not listed as approved, and it is not a Partnership fabric you may request a "Dealer to Supply" code. Select the "Request COM Test" link on the COM Search website. Complete the Supplier Name, Pattern, and Color drop-down fields. For quicker results in these fields, type the first letter of the (supplier, pattern, color) name and, when done, click Add and then Submit. (Multiple series can be added to the same request if they are the same supplier, pattern, and color.)

An email will be sent to the requestor stating the COM Request was successfully submitted. Up to four emails could be received: submitted, in testing, testing materials requested, and final approval/denial with price grade and fabric code. It's rare actual test yardage is required. Testing is mainly done by reviewing the attributes of the fabric. The testing process takes approximately 48 hours.

If the COM has not been tested, a COM request must be submitted on the HON Ready Portal > Design Resources > Textiles & Finishes.

When testing has been completed, the customer will be notified by the COM team of the test results. If the COM is approved, The HON Company will provide a COM tracking order code. That tracking code is required on the order in the place of the standard fabric code.

DTS product is priced at the following grades (all standard discounts/competitive project pricing applies):

- Chairs are a Grade 4
- Panel product is a Grade D

Written COM price quotes are valid for 90 days after the issue date.

## COM LEAD TIME

Ship dates will be based on fabric receipt and The HON Company's standard lead time. All fabric must be properly tagged and shipped to the appropriate producing location (provided in the approval email).

- Specific to DTS orders, COM orders will not receive a ship (acknowledged) date until The HON Company has the fabric in its possession for production.
- Specific to DTS orders, the customer may send the required yardage for the order to the address listed on the approval email to arrive no sooner than 4 weeks in advance of the acknowledgment date.

HON will make every effort to locate mis-directed COM shipments on behalf of the customer. However, The HON Company will not be responsible for any COM received without a tracking number or incorrectly shipped by the fabric vendor to an incorrect producing facility.

## COM ORDERING INFORMATION

The following information must appear on or accompany the product purchase order:

- Approval tracking number and the customer's purchase order number
- COM supplier, pattern, and color name/number

The packing list for the COM must include the following information when The HON Company receives the shipment for production:

- Dealer or Wholesaler Name
- Purchase order number submitted to The HON Company
- Fabric name
- Yardage shipped
- Approval ordering code

If The HON Company receives fabric with incorrect labeling that cannot be linked to an order, The HON Company will hold the fabric for up to 7 days while the COM team attempts to identify the order. After 7 days, The HON Company will return the fabric to the sender.

Specific to DTS orders; the customer should send only the amount needed for the order. Excess yardage will be disposed of at The HON Company's discretion.

## CHANGES TO COM PRODUCT

Once a COM product is ordered, no changes or cancellations can be made to the COM product without approval from the HON COM team.

## CONTACT COM TEAM

Phone: 800.833.3964 and listen for COM TEAM offering on the menu.

COM Email: HONCOMTeam@honcompany.com

# PARTNERSHIP TEXTILE INFORMATION

Partnership Textiles is the result of The HON Company's partnership with textile industry leaders Camira, Maharam, Stinson, and Ultrafabrics, LLC. The extensive collection of design-driven textiles create a superior offering at a great value. Partnership Textiles significantly updates HON's offering, expanding it with fresh and exciting options.

- **Fabric Warranty:** Partnership Textiles are covered by HON's Full Lifetime Warranty.
- **Lead Times:** Orders specified with Partnership Textiles will be acknowledged based on the supplier's availability and delivery schedule.
- **Availability:** The HON Company will regularly introduce new Partnership Textiles and reserves the right to change the offering at any time.
- **Fabric Cards:** A curated set of Partnership Textiles are carded jointly by HON and the supplier.

## Camira

- Blazer

## Maharam

- Collection 1
- Lariat
- Manner, Medium, Messenger, Metric
- Value Reference 5

## Stinson

- Edge
- Flow
- Habitation
- Reliance III
- Square One

## Ultrafabrics, LLC

- Brisa
- Ultraleather Pro
- **Fabric Memo Samples:** Please contact the supplier directly:  
Camira: [memos@camirafabrics.com](mailto:memos@camirafabrics.com)  
Maharam: (800) 645-3943  
Stinson: (800) 841-6279  
Ultrafabrics: (877) 309-6648

## HON BRANDED, PARTNERSHIP AND COM PATTERN MATCH

- **Seat to Back Pattern Match** provides alignment of patterns or stripes on chair front surfaces. Additional yardage may be required depending on pattern repeat. If Seat to Back Pattern Match is needed, please contact HON Customer Support/Tailored Solutions. Upcharges are limited to the following product series: Flock® Collaborative Seating, Grove® Seating, Invitation® Lounge Seating, Soothe® Seating.

Single Chair	\$45.00 ea. list upcharge
Two-seat Chair	\$60.00 ea. list upcharge
Three-seat Chair	\$75.00 ea. list upcharge
- **Chair to Chair Pattern Match** provides identical pattern alignment from unit to unit and is available with an upcharge. Chair to Chair Pattern Match is reviewed on a case by case basis as several factors are reviewed to determine additional yardage required, including repeat and pattern direction. If Chair to Chair Pattern Match is needed, please contact HON Customer Support/Tailored Solutions.





# ENVIRONMENTAL STATEMENT

## Clearing the air.

In 2006, The HON Company became the world's first office furniture manufacturer to have products certified under the Indoor Advantage™ program. Virtually all manufactured products emit chemical compounds into the air. Indoor Advantage™ certification helps assure customers that certified products will help improve the air quality within their offices and workspaces.

Developed by SCS Global Services, Indoor Advantage™ evaluates products against indoor air quality standards, like ANSI/BIFMA Furniture Emissions Standard, X7.1. The ANSI/BIFMA X7.1 standard allows manufacturers to test individual components, as well as complete products for emissions from volatile organic compounds (VOCs). This allows us to identify problematic materials and phase them out of our products.

Indoor Advantage™ certified products meet the LEED v4 credits for low-emitting materials.

Indoor Advantage™ offers two levels of certification:



## On the level®.

level®, the BIFMA e3 Sustainability Standard, was developed in response to increasing demand for proof that manufacturers were living up to their environmental claims. level® is a multi-attribute sustainability certification label for products that have met criteria in four categories of impact: Materials, Energy and Atmosphere, Human and Ecosystem Health, and Social Responsibility.

level® offers three levels of certification:



Products that meet these specifications are identified throughout this publication with the following icons:

Certified SCS Indoor Advantage™



level® certified to the BIFMA e3 Sustainability Standard



# IMPORTANT INFORMATION

## HON. EXPRESS

- Simple
- Affordable
- Fast
- Easy

Your go-to for office furniture delivered fast at an affordable price. Simple to sell and easy to assemble. Add the confidence you'll receive from our industry-leading warranties all **delivered in 5 business days or less.**

## HON NOW™

### NOW THAT'S FAST

Getting your business up and running fast with HON NOW. Easy to plan, order and install. It's your workstation, your way. Providing small project solutions delivered in 5 days or less.

### GSA CONTRACT INFORMATION

Model numbers identified with the verbiage "**Open Market**" are not offered on HON's GSA contract GS-27F-0015S. Model numbers identified with the following verbiage "Must be purchased with a configurable end product. If ordered separately, not on GSA contract" is to mean that these configurable components or options:

- Have no functionality or capability without being integrated into an end product, and
- Are not separately orderable; an eligible Schedule ordering activity may only purchase them with a configured system that is on contract.

## HON CUSTOMER SUPPORT CONTACT INFORMATION

**Nationwide CS Phone** – (800) 833-3964

**Nationwide Product Solutions Team/Phone** – (800) 336-8398

**Nationwide Order Entry** – email: HONOE@honcompany.com

**HON Express** – email: HONOE@honcompany.com  
(subject line: Express Order)

**Government CS Phone** – (800) 466-8694

**GSA Team:** HONGSATEAM@honcompany.com

**GSA Order Entry:** HONGSAOE@honcompany.com

**Integrated Design Solutions** – (800) 433-7264

**HON Online Order Support** – HONReady@honcompany.com

**DASH (transportation and delivery assistance)** – (800) 334-8057

**HON Literature Fulfillment Phone** – (800) 466-4808

**HON Literature Fulfillment Fax** – (800) 466-1865



**Nationwide CS Phone**  
**800-833-3964**

## THE FOLLOWING ICONS ARE USED THROUGHOUT THIS PUBLICATION

- 
Meets or exceeds ANSI/BIFMA and ISTA performance standards
- 
Certified SCS Indoor Advantage™  
See page 15 for more details.
- 
Complies to the BIFMA e3 Sustainability Standard.  
See page 15 for more details.
- 
Caution
- 
Easy to assemble
- 
Shippable by small-package carrier
- 
Wheel-chair compatible
- 
Soft-tread caster option available
- 
Readily Available. For additional lead time information see page 21.
- 
Available within a “standard” or “extended” lead time. For additional lead time information see page 21.
- 
May have extended lead times. For additional lead time information see page 21.
- 
Product shipped two to a carton
- 
Product shipped four to a carton
- 
Fire Code
- 
Core Product Line
- 
ColorCorrect® Eligible Product
- 
Product scheduled for discontinuation
- 
**DE-EMPHASIZED:** Product or fabric/surface material is de-emphasized, effective date as noted. Not carded. View online at [honready.hon.com](http://honready.hon.com)
- 
Proudly Made in the USA. See page 5 for more details.
- 
Proudly Designed, Engineered & Assembled in the USA. See page 5 for more details.
- 
Warranted for multiple shift use, 24 hours a day 7 days a week

# SEATING FUNCTIONS

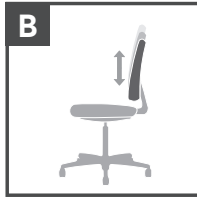
Work/task chairs need to be adjusted to deliver optimum support. Cross-reference the letter key below to identify the chairs in this section that best meet your needs.

## PROPORTIONAL ADJUSTMENTS

These controls adapt the dimensions of the chair to fit the user.



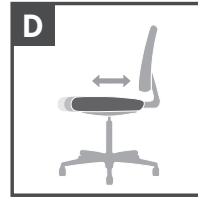
**A. Pneumatic seat height adjustment** — Regulates height of chair relative to floor.



**B. Back height adjustment** — Positions lumbar support within a fixed range.



**C. Seat depth adjustment** — Positions chair back relative to seat.




**D. Seat slide mechanism** — Seat cushion travels forward and back, then locks into position.

## ARM OPTIONS

These adjustments accommodate different sized users and support keyboarding.



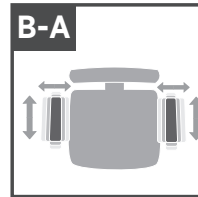
**Q. Adjustable height arms** — Provide improved upper-torso support. Can be adjusted periodically to relieve strain and provide variety.



**S. Height and width adjustable arms** — Controls both height and width of arms for optimum comfort.



**T. Loop arms** — Largely specified for aesthetics. Frequently used in management settings.



**B-A. All-adjustable arms** — Arms adjust in height, width, and depth.


# SEATING FUNCTIONS

## POSTURE CONTROLS


The controls modify the position and angle of the seat and back to respond to changing tasks.



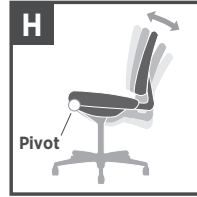
**E. 360° Swivel**




**F. Tilt** — Pivot point located directly above center of chair base.




**G. Mid-range knee tilt** — Pivot point located slightly ahead of center of chair base. Allows user to recline at a slightly more relaxed angle than conventional tilt.



**H. Knee tilt** — Pivot point located near front edge of chair. Allows user to keep feet flat on floor while chair reclines.



**I. Synchronized knee tilt** — Back reclines at a 2-to-1 ratio to seat angle. Pivot point located near front edge of chair.



**J. Synchro-tilt** — Back reclines at a 2-to-1 ratio to seat angle. Allows user to recline while keeping seat cushion relatively level to floor.



**K. Tilt tension** — Controls rate and ease of recline.



**L. Tilt lock** — Locks out tilt function.



**M. Posture mechanism/lock** — Back angle adjusts independently of seat, and can be locked in an infinite number of positions within a fixed range.



**N. Multi-task control** — Adjusts seat and back angles independently with a single lever (infinite locking within a fixed range).



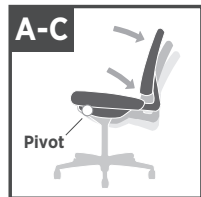
**O. Asynchronous control** — High performance system with three levers to modify: angle of back relative to seat, tilt (free float or infinite locking) and forward tilt.



**W. Integral lumbar support** — Easily adjusts to enhance comfort.



**X. Dual-clutch posture control** — Adjusts seat and back angles independently with two levers (infinite locking within a fixed range).



**A-C. Synchronized tilt** — Back reclines at a 2.5 to 1 ratio to seat angle. Variable lock.



**A-D. Side tilt tension** — Controls rate and ease of recline. Conveniently located on the right side.



**A-E. Back reclines at a 2 to 1 ratio to seat angle.** Back angle adjusts independently of seat and can be locked in infinite number of positions within a fixed range.



# FABRIC PATTERNS & CODES



## FABRIC PATTERNS & CODES

- For additional HON to Supply COM fabric grade pricing, go to [honready.hon.com](http://honready.hon.com) and search on the HON to Supply COM link.
- All specifications in this publication are based on the latest product information available at the time of print.
- Certain dyes (including clothing and accessory dyes such as those used on denim jeans) may migrate to lighter colors. This phenomenon is increased by humidity and temperature and is irreversible. The HON Company LLC does not assume responsibility for dye transfer caused by external contaminants.
- COM Ordering Information and pricing on page 13.
- See page 14 for Partnership Textile program information.
- All standard fabrics are carded. Cards are available through HON Literature Fulfillment.
- Remember to add an FC to the base model number when fire code fabric is selected. New Models with FC Fire Code suffix meet CA Technical Bulletin 133. See pages 28-31 for available models/fabrics.
- Fabrics and foam meet requirements for CAL-TB 117-2013.
- Fire Code fabrics with FC foam meet requirements for CA Technical Bulletin 133.

# LEAD TIMES

## THE FOLLOWING ICONS ARE USED TO DENOTE FABRIC OPTION LEAD TIMES

### FABRIC/FINISH LEAD TIME INDICATOR



Fabric is readily available. Products using these fabrics will receive the best available product lead time and are a good option for standards programs as they will be in the HON portfolio for several years. Go to [honready.hon.com](https://honready.hon.com) and search “lead time” for product lead times by series.



Fabric is available within standard lead times. Products using these fabrics will receive a “standard” or “extended” lead time. The lead time will be determined by the combination of product and fabric. Go to [honready.hon.com](https://honready.hon.com) and search “lead time” for product lead times by series.



Fabric may have extended lead times. Products using these fabrics will typically have a 4+ week lead time. Go to [honready.hon.com](https://honready.hon.com) and search “lead time” for product lead times by series.

### HON EXPRESS QUICK SHIP PROGRAM

For the full list of products delivered in 5 business days or less, visit [honready.hon.com](https://honready.hon.com).

### PRODUCT LEAD TIMES

Standard lead times for products are between 2-4 weeks. For current exceptions to our standard lead time, go to the [honready.hon.com](https://honready.hon.com) and search “lead time.”

In order to establish accurate expectations for your project, please review this listing prior to submitting your purchase order.

Lead time calculation begins when order is free from any holds (i.e., bad lines, material, credit, etc.).

Please note, these production lead time estimates do NOT include delivery time. All published lead times are estimates, not guarantees of delivery.

For further information concerning lead times, please contact HON Customer Support via email [HONTeamBox@honcompany](mailto:HONTeamBox@honcompany) or by phone at **800-833-3964**.

# FABRIC PATTERNS & CODES

## GRADE 1

ATTIRE	AI
◆ Blaze	AI42
◆ Blue Lagoon	AI90
◆ Crimson	AI62
◆ Fatigue	AI76
◆ Ivy	AI82
◆ Lithium	AI19
◆ Onyx	AI10
◆ Sable	AI49
◆ Taupe	AI26
◆ Turquoise	AI96

## BLACK FABRIC ACCF

◆ Black	ACCF10
---------	--------

## BLACK MESH ACCM

◆ Black	ACCM10
---------	--------

## CENTURION CU

◆ Apricot	CU47
◆ Bark	CU25
◆ Black	CU10
◆ Espresso	CU49
◆ Fog	CU03
◆ Frost	CU22
◆ Goldenrod	CU27
◆ Indigo	CU06
◆ Iris	CU50
◆ Iron Ore	CU19
◆ Jade	CU83
◆ Marsala	CU63
◆ Morel	CU24
◆ Navy	CU98
◆ Peacock	CU97
◆ Pear	CU84
◆ Ruby	CU67
◆ Sapphire	CU09

## COMPASS COMP

◆ Beach	COMP16
◆ Bittersweet	COMP46
◆ Chocolate	COMP49
◆ Ink	COMP10
◆ Meadow	COMP82
◆ Midnight	COMP90
◆ Putty	COMP22
◆ Ruby	COMP62
◆ Sterling	COMP19
◆ Taupe	COMP26
◆ Tide	COMP96

## GRADE 1 *continued*

COMPASS FOAM*	COMF
◆ Bittersweet	COMF46
◆ Ink	COMF10
◆ Meadow	COMF82
◆ Midnight	COMF90
◆ Putty	COMF22
◆ Sterling	COMF19

*\*This fabric available for Solve\*  
Upholstered Back models only.*

## CONTOURETT POLYURETHANE UR

◆ Baltic	UR94
◆ Beach	UR23
◆ Black	UR10
◆ Bordeaux	UR63
◆ Buff	UR22
◆ Cloud	UR18
◆ Coffee Bean	UR49
◆ Crater	UR51
◆ Flame	UR62
◆ Graphite	UR19
◆ Iron	UR20
◆ Luggage	UR26
◆ Marine	UR92
◆ Navy	UR95
◆ Nimbus	UR93
◆ Ocean	UR96
◆ Pumpkin	UR42
◆ Quarry	UR24
◆ Red	UR64
◆ Safari	UR27
◆ Sage	UR82
◆ Steel	UR21
◆ Storm	UR17
◆ Taupe	UR28
◆ Trunk	UR50

## GRADE 1 *continued*

DAPPER	DAPR
◆ Ash	DAPR20
◆ Azalea	DAPR95
◆ Breeze	DAPR06
◆ Canvas	DAPR25
◆ Currant	DAPR00
◆ Emerald	DAPR75
◆ Fawn	DAPR35
◆ Fern	DAPR85
◆ Jewel	DAPR08
◆ Marigold	DAPR65
◆ Onyx	DAPR10
◆ Orchid	DAPR90
◆ Peony	DAPR50
◆ Pool	DAPR05
◆ Rose	DAPR40
◆ Sapphire	DAPR07
◆ Scarlet	DAPR45
◆ Sepia	DAPR30
◆ Slate	DAPR15
◆ Sorbet	DAPR55
◆ Spice	DAPR60
◆ Spring	DAPR80
◆ Varsity	DAPR09
◆ Zest	DAPR70

## HAMILTON HAML

◆ Azure	HAML10
◆ Biscotti	HAML11
◆ Cabernet	HAML08
◆ Carolina	HAML21
◆ Charcoal	HAML17
◆ Chocolate	HAML13
◆ Cloud	HAML18
◆ Dane	HAML16
◆ Dusty Rose	HAML07
◆ Esmeralda	HAML06
◆ Fern	HAML04
◆ Fresh	HAML03
◆ Granola	HAML19
◆ Lilac	HAML14
◆ Lime	HAML05
◆ Lipstick	HAML09
◆ Oxford	HAML20
◆ Passion Fruit	HAML02
◆ Pepper	HAML15
◆ Powder	HAML12
◆ Sunrise	HAML01

## GRADE 1 *continued*

INERTIA	NR
◆ Amethyst	NR61
◆ Bronze	NR28
◆ Calypso	NR98
◆ Cherry	NR66
◆ Clover	NR74
◆ Cobalt	NR91
◆ Coffee	NR49
◆ Fog	NR19
◆ Fuchsia	NR63
◆ Gecko	NR76
◆ Glow	NR27
◆ Leaf	NR75
◆ Lime	NR82
◆ Loft	NR22
◆ Mandarin	NR47
◆ Meteor	NR30
◆ Mulberry	NR60
◆ Mustard	NR26
◆ Nickel	NR23
◆ Onyx	NR10
◆ Regatta	NR90
◆ Shadow	NR20
◆ Surf	NR96
◆ Tangelo	NR46

## OPTIC OP

◆ Aurora	OP72
◆ Bark	OP24
◆ Canopy	OP84
◆ Char	OP49
◆ Dune *	OP16
◆ Forest *	OP82
◆ Ruby	OP42
◆ Sand	OP17
◆ Sky	OP83
◆ Slate	OP19
◆ Sprout	OP74
◆ Starry Night	OP11
◆ Storm	OP56
◆ Wildfire	OP66

## TECTONIC NT

◆ Black *	NT10
◆ Charcoal *	NT19
◆ Chive *	NT78
◆ Mariner *	NT90
◆ Periwinkle *	NT85
◆ Taupe *	NT26
◆ Wine *	NT69

\* Fabric is de-emphasized.

# FABRIC PATTERNS & CODES

## GRADE 2

APPOINT SEATING	PNS
◆ Blackberry	PNS012
◆ Bronze	PNS002
◆ Carbon	PNS008
◆ Cherry	PNS010
◆ Espresso	PNS003
◆ Framboise	PNS011
◆ Jet	PNS007
◆ Lawn	PNS005
◆ Mandarin	PNS009
◆ Morel	PNS001
◆ Platinum	PNS004
◆ Turquoise	PNS006

CLYDE	CLYD
◆ Antique	CLYD04
◆ Artifact	CLYD01
◆ Blacksmith	CLYD10
◆ Claret	CLYD13
◆ Craftsman	CLYD08
◆ Crate	CLYD12
◆ Fossil	CLYD02
◆ Heirloom	CLYD05
◆ Iron	CLYD11
◆ Linen	CLYD14
◆ Relic	CLYD06
◆ Seasoned	CLYD03
◆ Trestle	CLYD07
◆ Weathered	CLYD09

DOTTY	DOT
◆ Berry	DOT62
◆ Black	DOT10
◆ Candy	DOT63
◆ Crimini	DOT28
◆ Gelato	DOT34
◆ Indigo	DOT31
◆ Mosaic	DOT26
◆ Onyx	DOT35
◆ Park	DOT83
◆ Peat	DOT24
◆ Peony	DOT32
◆ Pewter	DOT19
◆ Sepia	DOT49
◆ Suit	DOT20
◆ Sunflower	DOT33
◆ Tailor	DOT21
◆ Tide	DOT90
◆ Toffee	DOT76
◆ Tomatillo	DOT82
◆ Velum	DOT29
◆ Violet	DOT30

## GRADE 2 *continued*

RUSH	RUSH
◆ Anchor	RUSH07
◆ Basil	RUSH16
◆ Blueberry	RUSH10
◆ Flamingo	RUSH21
◆ Greenery	RUSH15
◆ Greyhound	RUSH06
◆ Marina	RUSH13
◆ Merlot	RUSH19
◆ Midnight	RUSH11
◆ Mint	RUSH09
◆ Mulberry	RUSH18
◆ Pumice	RUSH01
◆ Punch	RUSH20
◆ Sage	RUSH14
◆ Salsa	RUSH24
◆ Sand	RUSH05
◆ Seal	RUSH08
◆ Soot	RUSH02
◆ Stout	RUSH03
◆ Sunshine	RUSH23
◆ Tapestry	RUSH04
◆ Tiger	RUSH22
◆ Vintage	RUSH17
◆ Wave	RUSH12

SEED	SED
◆ Apple	SED11
◆ Ash	SED15
◆ Cardinal	SED09
◆ Cinder	SED17
◆ Cream	SED12
◆ Driftwood	SED13
◆ Harbor	SED10
◆ Onyx	SED18
◆ Smoke	SED16
◆ Truffle	SED14

SPIN SEATING	SPNN
◆ Alabaster	SPNN02
◆ Cavern	SPNN03
◆ Cobblestone	SPNN04
◆ Ember	SPNN06
◆ Flame	SPNN07
◆ Heron	SPNN13
◆ Oat	SPNN01
◆ Ocean	SPNN12
◆ Plum	SPNN15
◆ Pool	SPNN11
◆ Raven	SPNN10
◆ Rhubarb	SPNN14
◆ Tropic	SPNN08
◆ Willow	SPNN05

## GRADE 2 *continued*

WHISPER VINYL	WP
◆ Antelope	WP20
◆ Black	WP40
◆ Bone	WP17
◆ Bordeaux	WP26
◆ Brick Red	WP99
◆ Camel	WP18
◆ Cappuccino	WP21
◆ Carotene	WP97
◆ Cashew	WP29
◆ Cerulean	WP36
◆ Charcoal	WP39
◆ Cinnamon	WP25
◆ Cognac	WP62
◆ Cucumber	WP88
◆ Elephant	WP38
◆ Espresso	WP49
◆ Fawn	WP91
◆ Fog	WP100
◆ Forest	WP82
◆ Gravel	WP19
◆ Indigo	WP86
◆ Luggage	WP23
◆ Mahogany	WP93
◆ Mallard	WP90
◆ Merlot	WP27
◆ Molten	WP98
◆ Navy	WP37
◆ Ochre	WP96
◆ Paradise	WP85
◆ Patina	WP34
◆ Pewter	WP83
◆ Putty	WP84
◆ Salsa	WP42
◆ Sangre	WP28
◆ Sassafras	WP89
◆ Storm	WP92
◆ Truffle	WP95
◆ Zest	WP87

## GRADE 3

IN SEASON	ISN
◆ Black	ISN001
◆ Blue Jay	ISN007
◆ Fire	ISN004
◆ Jungle	ISN008
◆ Lake	ISN006
◆ Lead	ISN002
◆ Limestone	ISN041
◆ Ocean	ISN005
◆ Silver	ISN003
◆ Smoke	ISN020
◆ Tundra	ISN011

PURL	PURL
◆ Alpaca	PURL08
◆ Braid	PURL10
◆ Deep	PURL12
◆ Graze	PURL05
◆ Loom	PURL06
◆ Needle	PURL07
◆ Pasture	PURL02
◆ Ranch	PURL04
◆ Shuttle	PURL09
◆ Skein	PURL01
◆ Thistle	PURL11
◆ Yearling	PURL03

# FABRIC PATTERNS & CODES

## GRADE 3

*continued*

SILVERTEX™ VINYL	SX
◆ Acid	SX34
◆ Basil	SX20
◆ Bazaar	SX37
◆ Blackberry	SX17
◆ Borscht	SX15
◆ Bottle	SX21
◆ Bronze	SX32
◆ Carbon	SX23
◆ Celery	SX19
◆ Champagne	SX08
◆ Chestnut	SX10
◆ Cream	SX07
◆ Crème de Menthe	SX33
◆ Ice	SX06
◆ Imperial	SX38
◆ Jet	SX05
◆ Lagoon	SX02
◆ Limoncello	SX42
◆ Luggage	SX13
◆ Mandarin	SX11
◆ Marine Blue	SX01
◆ Marsh	SX31
◆ Meteor	SX24
◆ Mocha	SX25
◆ Neutra	SX30
◆ Peat	SX35
◆ Plata	SX39
◆ Poppy	SX12
◆ Raspberry	SX16
◆ Sage	SX18
◆ Sapphire	SX04
◆ Sterling	SX40
◆ Storm	SX22
◆ Taupe	SX09
◆ Turquoise	SX03
◆ Umber	SX14
◆ Zest	SX41

## GRADE L

DENVER LEATHER	SS
◆ Black	SS11

For a complete list of fabrics, including partnership fabrics, go to [hon.com/fabricsandfinishes](http://hon.com/fabricsandfinishes).

# ORDERING INFORMATION

Steel Seating	Standard Fabric Selections by Series with Price Code and Fabric Material																								
	1	1	1	1	1	1	1	1	1	1	1	1	1	1	2	2	2	2	2	2	3	3	3	L	
Model/Series	AI	EB	VA	GA	MM	EA	CU	COMP	COMF	UR	DAPR	HAML	NR	OP	PNS	CLYD	DOT	RUSH	SED	SPNN	WP	ISN	PURL	SX	SS
	Attire	Black & Burgundy Vinyl	Black, Charcoal, Burgundy, & Navy Fabric	Black, Crimson, & Navy Fabric	Black Sandwich Mesh Fabric	Black Vinyl	Centurion	Compass	Compass Foam	Contourett Polyurethane	Dapper	Hamilton	Inertia	Optic	Appoint Seating	Clyde	Doty	Rush	Seed	Spit Seating	Whisper Vinyl	In Season	Purl	Silvertex™ Vinyl	Denver Leather
Accommodate®	•						•	•		•	•	•	•	•	•	•	•	•	•	•	•	•	•	•	•
Adjustable Task/Lab Stool						•																			
Boda™					•																				
Ceres® Series	•						•	•		•	•	•	•	•	•	•	•	•	•	•	•	•	•	•	•
ComforTask® 5900 Series	•							•	•		•	•	•	•	•	•	•	•	•	•	•	•	•	•	•
Convergence®	•							•	•		•	•	•	•	•	•	•	•	•	•	•	•	•	•	•
Endorse® Task	•							•	•		•	•	•	•	•	•	•	•	•	•	•	•	•	•	•
Flock**	•							•	•		•	•	•	•	•	•	•	•	•	•	•	•	•	•	•
Flock® Round Lounge HFLRC1/DF and Stool HFSS7												•	•	•	•	•						•	•	•	•
Grove®								•	•		•	•	•	•	•	•	•	•	•	•	•	•	•	•	•
Ignition® Series	•							•	•		•	•	•	•	•	•	•	•	•	•	•	•	•	•	•
Invitation® Lounge Series	•							•	•		•	•	•	•	•	•	•	•	•	•	•	•	•	•	•
Lota® H2281 / H2283 / H2285			•																						
Lota® H2282 / H2284	•							•	•		•	•	•	•	•	•	•	•	•	•	•	•	•	•	•
Motivate®	•							•	•		•	•	•	•	•	•	•	•	•	•	•	•	•	•	•
Nucleus® Series	•							•	•		•	•	•	•	•	•	•	•	•	•	•	•	•	•	•
Pagoda® 4070/4090 Series**	•							•	•		•	•	•	•	•	•	•	•	•	•	•	•	•	•	•
Park Avenue Collection® 5020 Series	•							•	•		•	•	•	•	•	•	•	•	•	•	•	•	•	•	•
Perpetual® Nesting	•							•	•		•	•	•	•	•	•	•	•	•	•	•	•	•	•	•
Pillow-Soft® 2090 Series		•						•	•		•	•	•	•	•	•	•	•	•	•	•	•	•	•	•
Purpose®								•	•																•
Quotient®	•							•	•		•	•	•	•	•	•	•	•	•	•	•	•	•	•	•
Solutions Seating® 4000 Series	•							•	•		•	•	•	•	•	•	•	•	•	•	•	•	•	•	•
Solve®	•							•	•	•	•	•	•	•	•	•	•	•	•	•	•	•	•	•	• (Seat Only)
Soothe®	•							•	•		•	•	•	•	•	•	•	•	•	•	•	•	•	•	•
Soothe® High Back & Recliner																							•	•	
Volt® 5700/5710 Series				•																					
Volt® 5720/5730 Series	•							•	•		•	•	•	•	•	•	•	•	•	•	•	•	•	•	•
Credenza/Pedestal Cushions	•							•	•		•	•	•	•	•	•	•	•	•	•	•	•	•	•	•

\*Flock® chair model HFLRC1 has fabric limitations, please see the Flock® seating pages 85-94 for details.

\*\*Pagoda® wood back models available in Harvest (C), Natural Maple (D), Shaker Cherry (F), Bourbon Cherry (H) and Mahogany (N) only.

# ORDERING INFORMATION

- Seating pages are now arranged in alpha, then numeric, order.
- **All specifications in this publication are based on the latest product information available at the time of print.**
- COM Ordering Information and pricing on page 13.
- Remember to add an FC to the base model number when fire code fabric is selected. New Models with FC Fire Code suffix meet CA Technical Bulletin 133. See pages 28-31 for available models/fabrics.
- Wood components are well-seasoned select hardwoods, chosen for their strength, their ability to machine well and their superior uniformity of stain and finish.
- Chairs with leather feature matching vinyl backs and vinyl seat bottom when applicable (Non-contact areas are vinyl).

## FIRE CODE (CAL133)

Refer to CAL133 Compliant Seating matrices on pages 28-31 for a list of compliant models and fabrics. Add FC to the base model number.

Examples:

STANDARD: H2111.J.AB10

FIRE CODE: H2111FC.J.AB10

Wood Seating	Finish Codes								Standard Fabric Selections by Series with Price Code and Fabric Material																						
	Bourbon Cherry	Cognac	Harvest	Mahogany	Mocha	Natural Maple	Pinnacle	Shaker Cherry	AI	EB	CU	COMP	COMF	UR	DAPR	HAML	NR	OP	PNS	CLYD	DOT	RUSH	SED	SPNN	WP	ISN	PURL	SX	SS	L	
Cambia™ 2160 Series	H	COGN	C	N	MOCH	D	PINC	F	•	•	•	•	•	•	•	•	•	•	•	•	•	•	•	•	•	•	•	•	•	•	•
Invitation® 2110 Series	H	COGN	C	N	MOCH	D	PINC	F	•	•	•	•	•	•	•	•	•	•	•	•	•	•	•	•	•	•	•	•	•	•	•
Park Avenue Collection® 5000 Series	H	COGN	C	N	MOCH	D	PINC	F	•	•	•	•	•	•	•	•	•	•	•	•	•	•	•	•	•	•	•	•	•	•	•
Pillow-Soft® 2190 Series	H	COGN	C	N	MOCH	D	PINC	F	•	•	•	•	•	•	•	•	•	•	•	•	•	•	•	•	•	•	•	•	•	•	•
Riley™ Series	H	COGN	C	N	MOCH	D	PINC	F	•	•	•	•	•	•	•	•	•	•	•	•	•	•	•	•	•	•	•	•	•	•	•
Versant® Tandem Wood	H	COGN	C	N	MOCH	D	PINC	F	•	•	•	•	•	•	•	•	•	•	•	•	•	•	•	•	•	•	•	•	•	•	•

Note: Gathers and creases may be more visible with AI and OP fabrics due to the inherent design and construction of these fabrics.

# ORDERING INFORMATION

<b>veneers for 2110 series — invitation® tables and table connectors</b>	<b>codes</b>
Bourbon Cherry	H
Cognac	COGN
Harvest	C
Mahogany	N
Mocha	MOCH
Natural Maple	D
Pinnacle	PINC
Shaker Cherry	F

<b>laminates for versant® tandem freestanding tables</b>	<b>codes</b>
Bourbon Cherry	H
Cognac	COGN
Harvest	C
Mahogany	N
Mocha	MOCH
Natural Maple	D
Pinnacle	PINC
Shaker Cherry	F

<b>veneers for wgn series — riley™ ganging tables</b>	<b>codes</b>
Bourbon Cherry	H
Cognac	COGN
Mahogany	N
Mocha	MOCH
Natural Maple	D
Pinnacle	PINC
Shaker Cherry	F



# FIRE CODE/COMPLIANT SEATING

## FIRE SAFETY WITHOUT COMPROMISE

### Elevate Fire Safety to a Higher Standard

- You asked for more seating choices that meet the CAL 133 standard. Here they are. Many of The HON Company's most popular chair models are now available in an array of fabrics that include an advanced barrier of fire protection. This barrier helps HON chairs comply with CAL 133 (California Technical Bulletin 133), the industry's most stringent test for fire-retardant furniture.

### Definitive Protection

- The resilient filling materials used in upholstered seating manufactured by The HON Company meet or exceed the flame retardant requirements of the State of California, Department of Consumer Affairs, Bureau of Electronic and Home Appliance Repair, Home Furnishings and Thermal Insulation Technical Bulletin 117-2013. The label attached to the seat bottom indicates compliance with these requirements.
- For public buildings with at least 10 chairs in use, CAL 133 sets the bar as the accepted standard of fire safety. The CAL-TB 117-2013 standard referenced above evaluates the fire resistance of fabric, but only CAL 133 tests the entire assembled chair. Result: Greater assurance that your seating will not accelerate an actual fire.

### How to Order

- To ensure that the chairs you order comply with CAL 133, specify one of the fabrics listed here on any of the seating models from the pages that follow. Then simply add "FC" to the model number when ordering.

**SPECIFYING EXAMPLE: HSGS6FC.N.E.CU10.BLCK.**

**A standard upcharge of \$90 will be applied per seat model for all single seat chairs.**

**For Lounge Seating, the following upcharges will apply: (Please note, the lounge upcharges do not apply to the Ignition® or Versant® seating lines. For these models, the \$90 per seat applies.)**

**Single Seat/Club Lounge: \$250 list**

**2-Seat/Love Seat Lounge: \$325 list**

**3-Seat/Sofa: \$400 list**

## MOISTURE BARRIER

- This extra layer of protection prevents moisture from penetrating the foam to improve cleanability and extend product longevity. Moisture barrier is available as an option for the seat only. The recliner gets moisture barrier on seat and footrest.
- Moisture barrier is not available for the fire code models.**

### How to Order

- Fire Code:** To ensure that the chairs you order comply with CAL 133, specify one of the fabrics listed here on any of the seating models from the pages that follow. Then simply add "FC" to the model number when ordering.

**SPECIFYING EXAMPLE: HHCG11FC.S.AI90.PR8.**

- Moisture Barrier:** When specifying Moisture Barrier simply add "MB" to the model number when ordering.

**SPECIFYING EXAMPLE: HHCG11MB.S.AI90.P6N.PR8.**

Upcharges for Fire Code and Moisture Barrier on Soothe® models

Model	Fire Code	Moisture Barrier
HHCG11	\$90	\$80
HHCG50	\$90	\$120
HHCG21	\$180	\$160
HHCGB21	\$180	\$160
HHCGB31	\$270	\$240
HHCP1	\$90	\$80

# FIRE CODE/COMPLIANT SEATING

## CAL 133 COMPLIANT FABRIC

### GRADE 1

**AI** Attire  
**COMP** Compass  
**CU** Centurion  
**NR** Inertia  
**OP** Optic

### GRADE 2

**DOT** Dotty  
**PNS** Appoint Seating  
**WP** Whisper Vinyl

### GRADE 3

**SX** Silvertex™ Vinyl

### GRADE L

**SS** Leather

Motivate®, Olson® and GuestStacker® shell chairs available in CAL 133 compliant color options as of June 2014. Please see matrix below.

SHELL COLOR	MOTIVATE®	OLSON® H4041	GUESTSTACKER® H4031
Onyx (ON)	X	X	X
Lava (LA)	X	X	X
Regatta (RE)	X	X	X
Mulberry (MB)	X	X	X
Shadow (SD)	X	X	
Platinum (PT)	X	X	
Lime (LM)	X	X	
Tangelo (RG)	X	X	
Surf (BU)	X	X	
Calypso (CP)	X	X	
Loft (LO)	X	X	
Cherry (CR)	X	X	
White (WT)	X	X	

Creases and gathers may be visible with CAL 133 Fire Code seating due to the construction of the fire barrier material used.

# FIRE CODE/COMPLIANT SEATING

To ensure that the chairs you order comply with CAL 133, choose one of these seating fabrics with the seating models listed here. Then simply add "FC" to the model number when ordering as shown here: **HIWM2FC.A.H.M.CU10.T.SB. A standard upcharge of \$90 will be applied per seat. Example, HMG2 has 2 seats @ \$90 per seat, \$180 upcharge.**

## CAL 133 Compliant Seating

ALL MODELS INCLUDED IN THIS PROGRAM ARE LISTED BELOW.

Fabric Grade	1	1	1	1	1	2	2	2	3	L
Series/Model Numbers	Attire	Centurion	Compass	Inertia	Optic	Appoint	Dotty	Whisper Vinyl	Silvertex Vinyl	Leather
	AI	CU	COMP	NR	OP	PNS	DOT	WP	SX	SS
<b>Accommodate*</b>										
HSGS6FC, HSGS6DFFC, HSCS1FC	•	•	•	•	•	•	•	•	•	•
HSCS1DFFC, HSCS2FC, HSCS2DFFC	•	•	•	•	•	•	•	•	•	•
HSB50FC, HSB50DFFC	•	•	•	•	•	•	•	•	•	•
<b>Cambia™</b>										
H2164FC, H2165FC	•	•	•	•	•	•	•	•	•	•
<b>Ceres*</b>										
HCW1FC, HCG6FC	•	•	•	•	•	•	•	•	•	•
<b>ComforTask*</b>										
H5901FC, H5902FC, H5903FC	•	•	•	•	•	•	•	•	•	
H5905FC	•	•	•	•	•	•	•	•	•	
<b>Endorse*</b>										
HLEUFC, HLWMFC, HLTMFC	•	•	•	•	•	•	•	•	•	•
HLWMBTFC, HLTMFC	•	•	•	•	•	•	•	•	•	•
HLWUFC, HLTUFC, HLTDFC	•	•	•	•	•	•	•	•	•	•
HLWUBTFC, HLEUBTFC, HLTSUFC	•	•	•	•	•	•	•	•	•	•
HLTSPFC	•	•	•	•	•	•	•	•	•	•
<b>Flock* Seating</b>										
HFLSC1FC, HFLMC1FC, HFLML1FC	•	•	•	•	•	•	•	•		•
HFLMR1FC, HFLSO1FC	•	•	•	•	•	•	•	•		•
<b>Grove*</b>										
HML1SFC, HML1SDFFC, HML2SFC		•	•	•	•	•	•	•		•
HML2SDFFC, HML3SFC, HML3SDFFC		•	•	•	•	•	•	•		•
HML2STFC, HML2STDFFC		•	•	•	•	•	•	•		•
<b>Ignition* Seating</b>										
HIEH1FC, HIEH2FC, HIEH3FC	•	•	•	•	•	•	•	•	•	•
HIWM1FC, HIWM2FC, HIWM3FC	•	•	•	•	•	•	•	•	•	•
HIWM8FC, HITL1FC, HITL2FC	•	•	•	•	•	•	•	•	•	•
HITL3FC, HITS5FC, HIGCLFC	•	•	•	•	•	•	•	•	•	•
HIGS6FC, HISB6FC, HICS7FC	•	•	•	•	•	•	•	•	•	•
HIB50FC, HITLMFC, HIWMMFC	•	•	•	•	•	•	•	•	•	•
HITSMFC	•	•	•	•	•	•	•	•	•	•
<b>Invitation*</b>										
H2111FC, H2112FC	•	•	•	•	•	•	•	•	•	
<b>Invitation* Lounge</b>										
HFAA01FC, HFAL02FC, HFAS03FC	•	•	•	•	•	•	•	•		•
<b>Motivate*</b>										
HMG2FC, HMG7FC, HMG2FC	•	•	•	•	•	•	•	•	•	•
HMN2FC, HMNT2FC, HMS2FC	•	•	•	•	•	•	•	•	•	•
HMT1FC, HMT5FC	•	•	•	•	•	•	•	•	•	•
HMN1FC (Fire Code Lava shell only)										
HMNT1FC (Fire Code Lava shell only)										

# FIRE CODE/COMPLIANT SEATING

To ensure that the chairs you order comply with CAL 133, choose one of these seating fabrics with the seating models listed here. Then simply add “FC” to the model number when ordering as shown here: **HIWM2FC.A.H.M.CU10.T.SB. A standard upcharge of \$90 will be applied per seat. Example, HMG2 has 2 seats @ \$90 per seat, \$180 upcharge.**

## CAL 133 Compliant Seating

ALL MODELS INCLUDED IN THIS PROGRAM ARE LISTED BELOW.

Fabric Grade	1	1	1	1	1	2	2	2	3	L
Series/Model Numbers	Attire	Centurion	Compass	Inertia	Optic	Appoint	Dotty	Whisper Vinyl	Silvertex Vinyl	Leather
	AI	CU	COMP	NR	OP	PNS	DOT	WP	SX	SS
<b>Nucleus® Seating</b>										
HN1FC, HN6FC, HN7FC	•	•	•	•	•	•	•	•	•	•
<b>Pagoda®</b>										
H4071FC, H4073FC, H4075FC	•	•	•	•	•	•	•	•	•	
H4077FC, H4079FC, H4091FC	•	•	•	•	•	•	•	•	•	
H4093FC, H4095FC, H4097FC	•	•	•	•	•	•	•	•	•	
H4099FC	•	•	•	•	•	•	•	•	•	
<b>Park Avenue Collection®</b>										
H5001FC, H5002FC		•	•	•		•				•
H5021FC, H5022FC		•	•	•		•				•
H5023FC		•	•	•	•	•		•	•	•
<b>Perpetual® Nesting Chairs</b>										
HPN2FC	•	•	•	•	•	•	•	•	•	
<b>Pillow-Soft®</b>										
H2091FC, H2092FC, H2191FC		•	•	•	•	•				
H2192FC		•	•	•	•	•				
H2093FC, H2194FC		•	•	•	•	•	•	•	•	
<b>Purpose®</b>										
HR1PFC, HR1SFC, HR1WFC		•							•	
HR5PFC, HR5SFC, HR5WFC		•							•	
<b>Quotient®</b>										
HQTMMFC, HQTSMFC	•	•	•	•	•	•	•	•	•	•
<b>Riley™</b>										
HWGN1FC, HWGN5FC	•	•	•	•	•	•	•	•	•	•
HWGN1BFC, HWGN5BFC	•	•	•	•	•	•	•	•	•	•
<b>Solutions Seating®</b>										
H4001FC, H4002FC	•	•	•	•		•				
H4003FC, H4008FC	•	•	•	•	•	•	•	•	•	
<b>Solve®</b>										
HSLVTMMFC, HSLVSMFC	•	•	•	•	•	•	•	•	•	•
HSLVTMMSFC, HSLVSMMSFC	•	•	•	•	•	•	•	•	•	•
<b>Soothe®</b>										
HHCG11FC, HHCG50FC, HHCG21FC	•	•	•	•	•	•	•	•	•	•
HHCB21FC, HHCB31FC	•	•	•	•	•	•	•	•	•	•
HHCP1FC									•	
<b>Versant®</b>										
HHCT01FC, HHCT12FC, HHCT02FC	•	•	•	•	•	•	•	•	•	•
HHCB50FC, HHB02FC, HHB03FC	•	•	•	•	•	•	•	•	•	•

# ACCOMMODATE®



Accommodate Guest Chairs shown with Arrange® Table.

## ACCOMMODATE®

The key to designing a collaborative environment is to support productivity throughout the space. From waiting areas and cafés to meeting spaces and offices, Accommodate creates opportunities for people to get work done in a comfortable, casual setting. Cluster together. Form neat rows. Stack four high. With guest and bariatric chairs, as well as café and counter-height stools, Accommodate brings greater comfort, versatility and continuity throughout your space with a seating collection that adapts to your environment, people and budget.



## FEATURES

- Thin profile seat cushion conforms to your body.
- Contoured back ergonomically supports the spine.
- Chairs can stack up to four high.
- Chairs can gang together to form neat rows.
- Waterfall seat edge enhances leg circulation.
- Lightweight frame is easy to move.
- Nylon glides slide effortlessly on hard surfaces.
- Tube rolled steel frame adds durability.
- Wall-saver design protects walls and cabinets.
- Warranted for users up to 300 lbs. (Models HSB50 and HSB50DF are warranted for users up to 500 lbs.)

## MODEL OPTIONS

**HSGS6**  
HSGS6DF - Dual Fabric



**Guest Chair**

**HSCS1**  
HSCS1DF - Dual Fabric



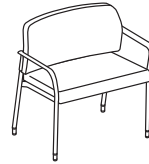
**Counter-Height Stool**

**HSCS2**  
HSCS2DF - Dual Fabric



**Café-Height Stool**

**HSB50**  
HSB50DF - Dual Fabric



**Bariatric Chair**

### ARM STYLE

CODE	DESCRIPTION	PRICE
<b>N</b>	Armless	<b>+\$0</b>
<b>F</b>	Fixed Arms	<b>+\$30</b>



### FRAME

CODE	DESCRIPTION	PRICE
<b>PR8</b>	Textured Silver	<b>+\$0</b>
<b>BLCK</b>	Textured Black	<b>+\$0</b>



### CASTERS/ GLIDES

CODE	DESCRIPTION	PRICE
<b>E</b>	Standard Nylon Glide	<b>+\$0</b>
<b>H</b>	Hard Caster	<b>+\$0</b>
<b>S</b>	Soft Caster	<b>+\$20</b>
<b>B</b>	Both Hard Casters and Standard Nylon Glides	<b>+\$20</b>



*\*Options H, S & B available for HSGS6 and HSGS6DF models only*

# ACCOMMODATE®

## Fabric Options

### HON BRANDED FABRICS

#### GRADE 1

Attire  
Centurion  
Compass  
Contourett Polyurethane  
Dapper  
Hamilton  
Inertia  
Optic

#### GRADE 2


Appoint Seating  
Clyde  
Dotty  
Rush  
Seed  
Spin Seating  
Whisper Vinyl

#### GRADE 3

In Season  
Purl  
Silvertex™ Vinyl

**For a complete list of fabrics, including partnership fabrics, go to [hon.com/fabricsandfinishes](http://hon.com/fabricsandfinishes).**

Reference Fabric Color Combinations on pages 20-24 for color codes and legend on page 21 for lead times.

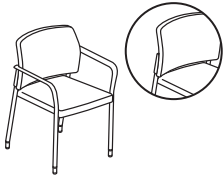
 For Fire Code model, availability and ordering method, refer to pages 28-31. Available on select models, contact HON Customer Support for availability.



Icon Legend on page 17

# ACCOMMODATE®

## HSGS6



### GUEST CHAIR

Set of Two Guest Chairs

### DIMENSIONS

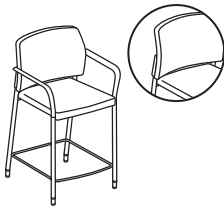
Depth:	22¼	Seat to Floor Height:	18¼
Height:	31½	Usable Seat Depth:	17
Seat Depth:	20¾	Ship Weight (with arms):	50
Seat Width:	17½	Ship Weight (armless):	48
Back Width:	19¾	Cube (with arms):	15.8
Back Height:	16¼	Cube (armless):	15.8
Width (with arms):	23½	COM (with arms):	2.0
Width (armless):	19¾	COM (armless):	2.0
Arm Width:	20¼	Weight Rating:	300 lbs.

### FABRIC PRICE CODES

1	\$750	8	\$1164
2	\$822	9	\$1218
3	\$894	10	\$1272
4	\$948	11	\$1326
5	\$1002	12	\$1380
6	\$1056	L	—
7	\$1110		

NOTES: For Ganging Brackets see page 38. Accommodate® Guest Chairs stack 4-high.

## HSCS1



### COUNTER-HEIGHT STOOL

### DIMENSIONS

Depth:	23½	Seat to Floor Height:	25½
Height:	38¾	Usable Seat Depth:	17
Seat Depth:	20¾	Ship Weight (with arms):	36
Seat Width:	17½	Ship Weight (armless):	35
Back Width:	19¾	Cube (with arms):	15.8
Back Height:	16¼	Cube (armless):	15.8
Width (with arms):	23½	COM (with arms):	2.0
Width (armless):	19¾	COM (armless):	2.0
Arm Width:	20¼	Weight Rating:	300 lbs.

### FABRIC PRICE CODES

1	\$446	8	\$653
2	\$482	9	\$680
3	\$518	10	\$707
4	\$545	11	\$734
5	\$572	12	\$761
6	\$599	L	—
7	\$626		

**HON Recommendation: HSGS6.N.E.CU\_\_PR8 - List Price \$750**

## HOW TO SPECIFY

<p><b>Select Model Number</b></p>	<p><b>Select Arm Type</b></p> <p><b>N</b> Armless <b>F</b> Fixed Arms (+ \$30 per chair)</p>	<p><b>Select Caster/Glide</b></p> <p><b>E</b> Standard Nylon Glide <b>H</b> Hard Caster <b>S</b> Soft Caster (+ \$20 per chair) <b>B</b> Both Hard Casters and Standard Nylon Glides (+ \$20 per chair)</p> <p><i>Options H, S &amp; B available for HSGS6 model only</i></p>	<p><b>Select Fabric</b></p> <p>See page 34</p>	<p><b>Select Frame</b></p> <p><b>PR8</b> Textured Silver <b>BLCK</b> Textured Black</p>
H S G S 6 .	N .	E .	C U 1 0 .	P R 8



# ACCOMMODATE®



Icon Legend on page 17

## HSCS2

### CAFÉ-HEIGHT STOOL

### DIMENSIONS

Depth:	24½	Seat to Floor Height:	31½
Height:	44¾	Usable Seat Depth:	17
Seat Depth:	20¾	Ship Weight (with arms):	38
Seat Width:	17½	Ship Weight (armless):	37
Back Width:	19¾	Cube (with arms):	19.1
Back Height:	16¼	Cube (armless):	19.1
Width (with arms):	23½	COM (with arms):	2.0
Width (armless):	19¾	COM (armless):	2.0
Arm Width:	20¼	Weight Rating:	300 lbs.

### FABRIC PRICE CODES

1	\$489	8	\$696
2	\$525	9	\$723
3	\$561	10	\$750
4	\$588	11	\$777
5	\$615	12	\$804
6	\$642	L	—
7	\$669		



## HSB50

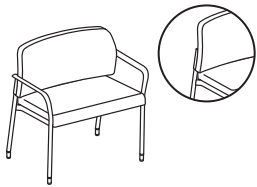
### BARIATRIC CHAIR

### DIMENSIONS

Depth:	21½	Seat to Floor Height:	19
Height:	32½	Usable Seat Depth:	16¾
Seat Depth:	20¼	Ship Weight (with arms):	50
Seat Width:	28	Ship Weight (armless):	49
Back Width:	29	Cube (with arms):	27.2
Back Height:	16½	Cube (armless):	27.2
Width (with arms):	33½	COM (with arms):	2.0
Width (armless):	30	COM (armless):	2.0
Arm Width:	30	Weight Rating:	500 lbs.

### FABRIC PRICE CODES

1	\$789	8	\$1065
2	\$837	9	\$1101
3	\$885	10	\$1137
4	\$921	11	\$1173
5	\$957	12	\$1209
6	\$993	L	—
7	\$1029		



**HON Recommendation: HSCS2.N.E.CU\_\_PR8 - List Price \$489**

## HOW TO SPECIFY

### Select Model Number

H S C S 2 .

### Select Arm Type

**N** Armless  
**F** Fixed Arms  
(+ \$30 per chair)

N .

### Select Caster/Glide

**E** Standard Nylon Glide

E .

### Select Fabric

See page 34

C U 1 0 .

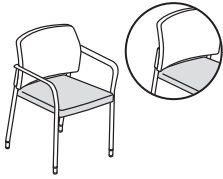
### Select Frame

**PR8** Textured Silver  
**BLCK** Textured Black

P R 8



## HSGS6DF



### GUEST CHAIR

**Dual Fabric**  
Set of Two Guest Chairs

### DIMENSIONS

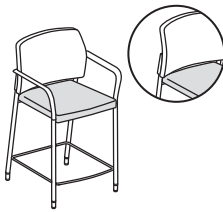
Depth:	22¼	Seat to Floor Height:	18¼
Height:	31½	Usable Seat Depth:	17
Seat Depth:	20¾	Ship Weight (with arms):	50
Seat Width:	17½	Ship Weight (armless):	48
Back Width:	19¾	Cube (with arms):	15.8
Back Height:	16¼	Cube (armless):	15.8
Width (with arms):	23½	COM (with arms):	2.0
Width (armless):	19¾	COM (armless):	2.0
Arm Width:	20¼	Weight Rating:	300 lbs.

### FABRIC PRICE CODES

<b>1</b>	<b>\$904</b>	
<i>Add to Base Price Above</i>		
	<b>Back</b>	<b>Seat</b>
<b>2</b>	<b>\$36</b>	<b>\$36</b>
<b>3</b>	<b>\$72</b>	<b>\$72</b>
<b>4</b>	<b>\$99</b>	<b>\$99</b>
<b>5</b>	<b>\$126</b>	<b>\$126</b>
<b>6</b>	<b>\$153</b>	<b>\$153</b>
<b>7</b>	<b>\$180</b>	<b>\$180</b>
<b>8</b>	<b>\$207</b>	<b>\$207</b>
<b>9</b>	<b>\$234</b>	<b>\$234</b>
<b>10</b>	<b>\$261</b>	<b>\$261</b>
<b>11</b>	<b>\$288</b>	<b>\$288</b>
<b>12</b>	<b>\$315</b>	<b>\$315</b>

NOTES: For Ganging Brackets see page 38. Accommodate® Guest Chairs stack 4-high.

## HSCS1DF



### COUNTER-HEIGHT STOOL

**Dual Fabric**

### DIMENSIONS

Depth:	23½	Seat to Floor Height:	25½
Height:	38¾	Usable Seat Depth:	17
Seat Depth:	20¾	Ship Weight (with arms):	36
Seat Width:	17½	Ship Weight (armless):	35
Back Width:	19¾	Cube (with arms):	15.8
Back Height:	16¼	Cube (armless):	15.8
Width (with arms):	23½	COM (with arms):	2.0
Width (armless):	19¾	COM (armless):	2.0
Arm Width:	20¼	Weight Rating:	300 lbs.

### FABRIC PRICE CODES

<b>1</b>	<b>\$524</b>	
<i>Add to Base Price Above</i>		
	<b>Back</b>	<b>Seat</b>
<b>2</b>	<b>\$18</b>	<b>\$18</b>
<b>3</b>	<b>\$36</b>	<b>\$36</b>
<b>4</b>	<b>\$50</b>	<b>\$50</b>
<b>5</b>	<b>\$63</b>	<b>\$63</b>
<b>6</b>	<b>\$77</b>	<b>\$77</b>
<b>7</b>	<b>\$90</b>	<b>\$90</b>
<b>8</b>	<b>\$104</b>	<b>\$104</b>
<b>9</b>	<b>\$117</b>	<b>\$117</b>
<b>10</b>	<b>\$131</b>	<b>\$131</b>
<b>11</b>	<b>\$144</b>	<b>\$144</b>
<b>12</b>	<b>\$158</b>	<b>\$158</b>

**HON Recommendation: HSGS6DF.N.E.CU\_\_CU\_\_PR8 - List Price \$976**

## HOW TO SPECIFY

<p><b>Select Model Number</b></p> <p>H S G S 6 D F</p>	<p><b>Select Arm Type</b></p> <p><b>N</b> Armless <b>F</b> Fixed Arms (+ \$30 per chair)</p> <p>N</p>	<p><b>Select Caster/Glide</b></p> <p><b>E</b> Standard Nylon Glide <b>H</b> Hard Caster <b>S</b> Soft Caster (+ \$20 per chair) <b>B</b> Both Hard Casters and Standard Nylon Glides (+ \$20 per chair)</p> <p><i>Options H, S &amp; B available for HSGS6DF model only</i></p> <p>E</p>	<p><b>Select Back Fabric</b></p> <p>See page 34</p> <p>C U 2 2</p>	<p><b>Select Seat Fabric</b></p> <p>See page 34</p> <p>C U 1 0</p>	<p><b>Select Frame</b></p> <p><b>PR8</b> Textured Silver <b>BLCK</b> Textured Black</p> <p>PR 8</p>
--	---	--	--	--	---

# ACCOMMODATE®



Icon Legend on page 17

## HSCS2DF



### CAFÉ-HEIGHT STOOL

Dual Fabric

### DIMENSIONS

Depth:	24½	Seat to Floor Height:	31½
Height:	44¾	Usable Seat Depth:	17
Seat Depth:	20¾	Ship Weight (with arms):	38
Seat Width:	17½	Ship Weight (armless):	37
Back Width:	19¾	Cube (with arms):	19.1
Back Height:	16¼	Cube (armless):	19.1
Width (with arms):	23½	COM (with arms):	2.0
Width (armless):	19¾	COM (armless):	2.0
Arm Width:	20¼	Weight Rating:	300 lbs.

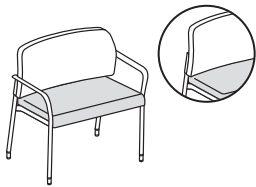
### FABRIC PRICE CODES

1 \$567

Add to Base Price Above

	Back	Seat
2	\$18	\$18
3	\$36	\$36
4	\$50	\$50
5	\$63	\$63
6	\$77	\$77
7	\$90	\$90
8	\$104	\$104
9	\$117	\$117
10	\$131	\$131
11	\$144	\$144
12	\$158	\$158

## HSB50DF



### BARIATRIC CHAIR

Dual Fabric

### DIMENSIONS

Depth:	21½	Seat to Floor Height:	19
Height:	32½	Usable Seat Depth:	16¾
Seat Depth:	20¼	Ship Weight (with arms):	50
Seat Width:	28	Ship Weight (armless):	49
Back Width:	29	Cube (with arms):	27.2
Back Height:	16½	Cube (armless):	27.2
Width (with arms):	33½	COM (with arms):	2.0
Width (armless):	30	COM (armless):	2.0
Arm Width:	30	Weight Rating:	500 lbs.


### FABRIC PRICE CODES

1 \$865

Add to Base Price Above

	Back	Seat
2	\$24	\$24
3	\$48	\$48
4	\$66	\$66
5	\$84	\$84
6	\$102	\$102
7	\$120	\$120
8	\$138	\$138
9	\$156	\$156
10	\$174	\$174
11	\$192	\$192
12	\$210	\$210

## HSGANG



### GANGING BRACKET

(hardware included)

### DIMENSIONS

Ship Weight: 5 Ⓞ

### LIST PRICE

\$34

NOTES: For use on models HSGS6 and HSGS6DF.

ⓘ No specification required for bracket. The ganging bracket is only available in black. The ganging bracket does not work on the bariatric unit.

**HON Recommendation: HSCS2DF.N.E.CU\_\_CU\_\_PR8 - List Price \$603**

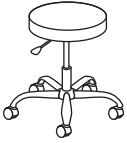
## HOW TO SPECIFY

Select Model Number	Select Arm Type	Select Caster/Glide	Select Back Fabric	Select Seat Fabric	Select Frame
	N Armless F Fixed Arms (+ \$30)	E Standard Nylon Glide	See page 34	See page 34	PR8 Textured Silver BLCK Textured Black
H S C S 2 D F .	N .	E .	C U 2 2 .	C U 1 0 .	P R 8



# ADJUSTABLE TASK/LAB Stools

## HMTS01



### TASK/LAB STOOL

**without Back**

Pneumatic  
Swivel

Functions: **A, E**

(Function Key on pages 18-19)

### DIMENSIONS

Depth:	27¼	Seat to Floor Height:	17¾-22
Width:	24⅝	Usable Seat Depth:	16
Height:	17¾-22	Ship Weight:	22 <b>Ⓢ</b>
Seat:	16" Dia.	Cube:	2.5
		Weight Rating:	250 lbs.

### FABRIC PRICE CODE

**1 \$330**

NOTES: EA vinyl is a healthcare covering that meets AATCC Test Method 147-2004.

**!** Available in polished base ONLY. Available in Grade 1, Black, EA11 fabric ONLY.

## HMTS11



### TASK/LAB STOOL

**with Back**

Pneumatic  
Back Height  
Seat Depth  
Swivel

Functions: **A, B, C, E**

(Function Key on pages 18-19)

### DIMENSIONS

Depth:	27¼	Seat to Floor Height:	17¾-22
Width:	24⅝	Usable Seat Depth:	14¾-16
Height:	31½-38	Ship Weight:	29 <b>Ⓢ</b>
Seat:	16" Dia.	Cube:	2.7
Back Width:	15½	Weight Rating:	250 lbs.
Back Height:	8¾-16		

### FABRIC PRICE CODE

**1 \$441**

NOTES: EA vinyl is a healthcare covering that meets AATCC Test Method 147-2004.

**!** Available in polished base ONLY. Available in Grade 1, Black, EA11 fabric ONLY.

## HOW TO SPECIFY

<b>Select Model Number</b>	<b>Select Fabric</b>
	EA11 Black, Grade 1 (only)
H M T S 0 1 .	E A 1 1

# ASSEMBLE™ Nesting/Stacking Chairs

OPEN MARKET



Icon Legend on page 17

## HVL304



### NESTING/STACKING

Upholstered Seat and Mesh  
Back  
Casters  
Armless  
Ships 2 per Carton

### DIMENSIONS

Depth:	24	Seat to Floor Height:	17
Width:	24	Usable Seat Depth:	17
Height:	34¾	Ship Weight:	57
Seat Depth:	17	Cube:	9.0
Seat Width:	18	Weight Rating:	250 lbs.
Back Width:	16¾		

### LIST PRICE PER CARTON

**\$480**  
*(reference single unit @*  
**\$240.00**

NOTES: Stacks 4-high. Comfortable and breathable mesh back. Armless. Black fabric seat. Specify Black (T) or Silver (X) frame. Ships two per carton. **HON 5-Year Limited Warranty.**

Mesh Nesting Chairs are ordered and shipped two (2) chairs per carton. Pricing shown is per carton. Each set of two chairs (one carton) must have the same fabric/frame color. Ordering 2 of any model will result in 2 cartons being shipped, giving you 4 chairs.

**HON Recommendation: HVL304.VA10.T - List Price \$480**

## HVL314



### NESTING/STACKING

Upholstered Seat and Mesh  
Back  
Casters  
Arms  
Ships 2 per Carton

### DIMENSIONS

Depth:	24	Arm Width:	18
Width:	24	Seat to Floor Height:	17
Height:	34¾	Usable Seat Depth:	17
Seat Depth:	17	Ship Weight:	57
Seat Width:	18	Cube:	9.2
Back Width:	16¾	Weight Rating:	250 lbs.

### LIST PRICE PER CARTON

**\$503**  
*(reference single unit @*  
**\$251.50**

NOTES: Stacks 4-high. Comfortable and breathable mesh back. With arms. Black fabric seat. Specify Black (T) or Silver (X) frame. Ships two per carton. **HON 5-Year Limited Warranty.**

Mesh Nesting Chairs are ordered and shipped two (2) chairs per carton. Pricing shown is per carton. Each set of two chairs (one carton) must have the same fabric/frame color. Ordering 2 of any model will result in 2 cartons being shipped, giving you 4 chairs.

**HON Recommendation: HVL314.VA10.T - List Price \$503**

## HOW TO SPECIFY

Select  
Model Number

H V L 3 0 4 .

Select  
Fabric

VA10 Black

V A 1 0 .

Select  
Frame

T Black  
X Silver

T

# ASSEMBLE™ Multi-Purpose Tables



OPEN MARKET

**DESCRIPTION**

Flip Base Table  
72"W x 24"D  
60"W x 24"D

**MODEL**

**HBMPT7224P**  
**HBMPT6024P**

**SHIP WEIGHT**

100  
88

**CUBE**

8.9  
7.5

**LIST PRICE**

**\$620**  
**\$585**

NOTES: Choose from two widths and one base style. All table tops 24"D. Table tops standard with two round 2½" grommets. Table tops and bases ship in one box. **HON 5-Year Limited Warranty.**

ⓘ Bases available in Black paint only, no need to specify.



OPEN MARKET

Mesh Modesty Panels  
72"W  
60"W

**HBMPT72MOD**  
**HBMPT60MOD**

4 ⓘ  
3 ⓘ

0.3  
0.3

**\$164**  
**\$145**

NOTES: Mesh Modesty Panels work with Multi-Purpose Table and Manage® Desk models. **HON 5-Year Limited Warranty.**

ⓘ Available in Black Mesh fabric only, specify .X.



SIN 711-11

Ganging Hardware

**HMAGANG**

1 ⓘ

0.1

**\$89**

- Must be ordered and installed on tables when using 4-trac electrical systems.
- Attaches to underside of table in pre-drilled pilot holes.
- Includes two ganging links and two screws
- No color designator when specifying. *Example: HMAGANG.*
- **HON 5-Year Limited Warranty.**

## HOW TO SPECIFY

Select Model Number

H B M P T 7 2 2 4 P .

Select Laminate

- C1** Chestnut
- QZ** Light Gray
- WH** Wheat

C 1

# BODA™



Shown with 10500 Series™ desks.

## BODA™

Look cool. Stay cool. Boda task chairs rely on breathable mesh that increases airflow to prevent hot spots and maximize comfort. Each high-back task chair features a mesh back with a choice of mesh seat or upholstered seat for maximum comfort. To take the comfort to an even higher level, the 2-to-1 synchro-tilt recline control provides a stable, comfortable ride, making it perfect for executive offices and meeting spaces.



## FEATURES

- Breathable mesh back delivers all-day comfort.
- Mesh seat option is breathable and offers all-day support.
- Upholstered seat option includes ample foam cushioning.
- Responsive synchro-tilt control provides a smooth, natural recline.
- Arms move up or down for shoulder and upper body support.
- Tilt tension controls the rate and ease of recline.
- Tilt lock allows the user to lock out the tilt function.
- One-touch seat height adjustment easily moves the seat up and down.
- 360-degree swivel provides freedom of movement in any direction.
- Warranted for users up to 275 lbs.





**HMH01**



**TASK CHAIR**

**High-back**  
 Pneumatic  
 Synchro-tilt  
 Tilt Tension  
 Tilt Lock  
 Height-adjustable Arms  
 Mesh Sandwich Fabric Seat and Mesh Back

**DIMENSIONS**

Depth:	35½	Arm Width:	19¼
Width:	27¾	Seat to Floor Height:	18¼-22½
Height:	44	Usable Seat Depth:	17⅞
Seat Depth:	17⅞	Ship Weight:	43 <b>Ⓢ</b>
Seat Width:	20¾	Cube:	5.1
Back Width:	19¾	Weight Rating:	250 lbs.
Back Height:	24¼		

**LIST PRICE**

**\$810**

Functions: **A, E, J, K, L, Q**  
 (Function Key on pages 18-19)

NOTES: Model HMH01 available with Black Mesh back and Black Sandwich Mesh fabric seat.

**!** Titanium frame only available on both models.

**HMH02**



**TASK CHAIR**

**High-back**  
 Pneumatic  
 Synchro-tilt  
 Tilt Tension  
 Tilt Lock  
 Height-adjustable Arms  
 Mesh Seat and Back

**DIMENSIONS**

Depth:	35½	Arm Width:	17½
Width:	27	Seat to Floor Height:	18½-22¾
Height:	44¼	Usable Seat Depth:	18¼
Seat Depth:	18¼	Ship Weight:	44 <b>Ⓢ</b>
Seat Width:	20	Cube:	5.1
Back Width:	19¾	Weight Rating:	250 lbs.
Back Height:	24¾		

**LIST PRICE**

**\$934**

Functions: **A, E, J, K, L, Q**  
 (Function Key on pages 18-19)

NOTES: HMH02 available with Black Mesh seat and back.

**!** Titanium frame only available on both models.

**HON Recommendation: HMH01.MM10.C - List Price \$810**

**HOW TO SPECIFY**

<p><b>Select Model Number</b></p>    <p style="border: 1px solid black; display: inline-block; padding: 2px;">H M H 0 1</p> .	<p><b>Select Seat</b></p> <p><b>MM10</b> Black Sandwich Mesh — (HMH01 ONLY)  <b>MST1</b> Black Mesh — (HMH02 ONLY)</p>   <p style="border: 1px solid black; display: inline-block; padding: 2px;">M M 1 0</p> .	<p><b>Select Frame</b></p> <p><b>C</b> Titanium</p>   <p style="border: 1px solid black; display: inline-block; padding: 2px;">C</p> .
---	--	---

# CAMBIA™ 2160 SERIES



Cambia Upholstered Back Guest Chairs shown with Preside® table.

## CAMBIA™ 2160 SERIES

Cambia's comfort and style is a warm invitation for any guest or coworker. With two back variations and arm options, this is a guest chair collection designed to adapt. Each back option offers a choice of a wood slat design or upholstered panel to suit any space or personal taste. Choose from eight rich hardwood finishes and hundreds of quality HON fabrics to express your style and reflect your brand.



## FEATURES

- Wood slat back panel complements a variety of surroundings.
- Upholstered seat and back features cushioning for additional comfort and support.
- Personalize your space with a choice of back styles.
- Fixed arms enhance take pressure off the upper body and shoulders.
- Solid hardwood in one of eight attractive finishes.
- Available in hundreds of quality HON fabrics.
- Warranted for users up to 250 lbs.

# CAMBIA™

## 2160 Series Options

### MODEL OPTIONS

#### H2164



#### Guest Chair

Upholstered Back, Leg Base, Arch Arms

#### H2165



#### Guest Chair

Wood Slat Back, Leg Base, Arch Arms

### AVAILABLE FINISHES

Cambia™ 2160 Series Seating is available in 8 wood finishes.

#### WOOD FINISHES

Bourbon Cherry (H)

Cognac (COGN)

Harvest (C)

Mahogany (N)

Mocha (MOCH)

Natural Maple (D)

Pinnacle (PINC)

Shaker Cherry (F)

### HON BRANDED FABRICS

#### GRADE 1

Attire  
Centurion  
Compass  
Contourett Polyurethane  
Dapper  
Hamilton  
Inertia  
Optic

#### GRADE 2

Appoint Seating  
Clyde  
Dotty  
Rush  
Seed  
Spin Seating  
Whisper Vinyl

#### GRADE 3

In Season  
Purl  
Silvertex™ Vinyl

#### GRADE L

Denver Leather

**For a complete list of fabrics, including partnership fabrics, go to [hon.com/fabricsandfinishes](http://hon.com/fabricsandfinishes).**

Reference Fabric Color Combinations on pages 20-24 for color codes and legend on page 21 for lead times. For additional HON to Supply COM fabric grade pricing, go to [honready.hon.com](http://honready.hon.com) and click on the HON to Supply COM link.

⚠ For Fire Code model, availability and ordering method, refer to pages 28-31. Available on select models, contact HON Customer Support for availability.

# CAMBIA™ 2160 Series

GSA SIN 711-18



Icon Legend on page 17

## H2164



### GUEST CHAIR

**Upholstered Back**  
Leg Base  
Arch Arms

### DIMENSIONS

Depth:	24¼	Arm Width:	19
Width:	21¾	Seat to Floor Height:	19
Height:	31¾	Usable Seat Depth:	21
Seat Depth:	21	Ship Weight:	30
Seat Width:	21¾	Cube:	22.6
Back Width:	21¾	COM:	1.3
Back Height:	13¾	Weight Rating:	250 lbs.

### FABRIC PRICE CODES

1	\$632	8	\$977
2	\$692	9	\$1022
3	\$752	10	\$1067
4	\$797	11	\$1112
5	\$842	12	\$1157
6	\$887	L	\$1132
7	\$932		

## H2165



### GUEST CHAIR

**Wood Slat Back**  
Leg Base  
Arch Arms

### DIMENSIONS

Depth:	24¼	Arm Width:	19
Width:	21¾	Seat to Floor Height:	19
Height:	31¾	Usable Seat Depth:	21
Seat Depth:	21	Ship Weight:	30
Seat Width:	21¾	Cube:	22.6
Back Width:	21¾	COM:	1.5
Back Height:	13¾	Weight Rating:	250 lbs.

### FABRIC PRICE CODES

1	\$666	8	\$873
2	\$702	9	\$900
3	\$738	10	\$927
4	\$765	11	\$954
5	\$792	12	\$981
6	\$819	L	\$966
7	\$846		

**HON Recommendation: H2164.MOCH.CU\_\_ - List Price \$632**

## HOW TO SPECIFY

Select  
Model Number

H 2 1 6 4 .

Select  
Finish

See page 45

M O C H .

Select  
Fabric

See page 45

C U 1 0 .



**Task and Guest Chair shown with Announce® desks.**

## CERES®

Seating is personal. At the same time, it's also universal. Ceres is designed to bridge that gap by creating a holistic seating family that allows everyone to stay in control of their own comfort. As the result of exhaustive ergonomic research, the stunning Ceres collection of task and guest chairs feature total support for anyone and any space. The comfort contours cradle you throughout the workday, while projecting the right personality for your brand.



### GUEST FEATURES

- 4-Way Stretch mesh back is available in five colors.
- Model HCG6 is a four-leg multi-purpose chair with a pivoting back for added comfort.
- Model HCG6 stacks up to four high on the floor.
- Guest chairs are available with or without arms.
- Available in dual fabric.
- Warranted for users up to 300 lbs.

### TASK CHAIR FEATURES

- Height- and width-adjustable arms provide a custom fit.
- Seat depth adjustment adapts to users of various heights.
- One-touch seat height adjustment easily moves the seat up and down.
- Tilt tension controls the rate and ease of recline.
- Tilt lock allows the user to lock the back in multiple recline positions.
- Warranted for users up to 300 lbs.

# CERES® Task Chair Options


## MODEL OPTION



HCW1





### Task Chair

Pneumatic, Swivel, Synchro-tilt,  
Seat Glide Tilt Tension, Height,  
Width and Depth Adjustable Arms

ARM STYLE	CODE	DESCRIPTION	PRICE
	<b>ABLCK</b>	Textured Black	<b>+\$0</b>
	<b>APLAT</b>	Textured Platinum Metallic	<b>+\$0</b>
	<b>APA</b>	Polished Aluminum	<b>+\$50</b>

CASTERS	CODE	DESCRIPTION	PRICE
	<b>H</b>	Hard Caster	<b>+\$0</b>
	<b>S</b>	Soft Caster	<b>+\$30</b>

BACK STYLE	CODE	DESCRIPTION	PRICE
	<b>PB</b>	Upholstered in-back	<b>+\$0</b>
<i>4-Way Stretch options:</i>			
	<b>IM</b>	Black	<b>+\$0</b>
	<b>IF</b>	Fog	<b>+\$0</b>
	<b>IC</b>	Charcoal	<b>+\$0</b>
	<b>IH</b>	Chai	<b>+\$0</b>
	<b>IY</b>	Navy	<b>+\$0</b>

BASE	CODE	DESCRIPTION	PRICE
	<b>SB</b>	Standard Base	<b>+\$0</b>
	<b>PA</b>	Polished Aluminum	<b>+\$110</b>

FRAME	CODE	DESCRIPTION	PRICE
	<b>T</b>	Black	<b>+\$0</b>

# CERES® Multi-Purpose Chair Options

## MODEL OPTION

HCG6



### Multi-Purpose

Four-leg stacking frame  
with pivoting back

HCG6DF - Dual Fabric



### Multi-Purpose

Four-leg stacking frame  
with pivoting back

### ARM STYLE



CODE	DESCRIPTION	PRICE
<b>N</b>	Armless	<b>+\$0</b>



<b>F</b>	Fixed Arms	<b>+\$55</b>
----------	------------	--------------

### CASTERS/ GLIDE



CODE	DESCRIPTION	PRICE
<b>H</b>	Hard Caster	<b>+\$0</b>



<b>S</b>	Soft Caster	<b>+\$20</b>
----------	-------------	--------------



<b>E</b>	Glide	<b>+\$0</b>
----------	-------	-------------

### BACK STYLE



CODE	DESCRIPTION	PRICE
<b>PB</b>	Upholstered in-back	<b>+\$0</b>



*4-Way Stretch options:*

<b>IM</b>	Black	<b>+\$0</b>
<b>IF</b>	Fog	<b>+\$0</b>
<b>IC</b>	Charcoal	<b>+\$0</b>
<b>IH</b>	Chai	<b>+\$0</b>
<b>IY</b>	Navy	<b>+\$0</b>

### FRAME

CODE	DESCRIPTION	PRICE
<b>BLCK</b>	Textured Black	<b>+\$0</b>
<b>PLAT</b>	Textured Platinum Metallic	<b>+\$0</b>



# CERES® Fabric Options

## HON BRANDED FABRICS

### GRADE 1

Attire  
Centurion  
Compass  
Contourett Polyurethane  
Dapper  
Hamilton  
Inertia  
Optic

### GRADE 2

Appoint Seating  
Clyde  
Dotty  
Rush  
Seed  
Spin Seating  
Whisper Vinyl

### GRADE 3


In Season  
Purl  
Silvertex™ Vinyl

### GRADE L

Denver Leather

**For a complete list of fabrics, including partnership fabrics, go to [hon.com/fabricsandfinishes](http://hon.com/fabricsandfinishes).**

Reference Fabric Color Combinations on pages 20-24 for color codes and legend on page 21 for lead times. For additional HON to Supply COM fabric grade pricing, go to [honready.hon.com](http://honready.hon.com) and click on the HON to Supply COM link.

 For Fire Code model, availability and ordering method, refer to pages 28-31. Available on select models, contact HON Customer Support for availability.



Icon Legend on page 17

**HCW1**



**TASK CHAIR**

Pneumatic  
Swivel  
Synchro-tilt  
Seat Glide Tilt Tension  
Height, Width and Depth  
Adjustable Arms  
Functions:  
**A, D, E, A-C, A-D, B-A**  
*(Function Key on pages 18-19)*

**DIMENSIONS**

Depth:	27¾	Seat to Floor Height:	17-21½
Width:	27½	Usable Seat Depth:	17-19½
Height:	43⅞	Ship Weight (upholstered back):	39 <b>S</b>
Seat Depth:	19	Ship Weight (mesh back):	39 <b>S</b>
Seat Width:	20	Cube (upholstered back):	11.3
Back Width:	16½	Cube (mesh back):	11.3
Back Height:	22½	COM (upholstered back):	1.0
Arm Width:	17½-21	COM (mesh back):	1.0
		Weight Rating:	300 lbs.

**FABRIC PRICE CODES**

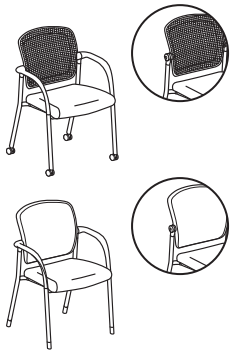
<b>1</b>	<b>\$1286</b>	<b>8</b>	<b>\$1424</b>
<b>2</b>	<b>\$1310</b>	<b>9</b>	<b>\$1442</b>
<b>3</b>	<b>\$1334</b>	<b>10</b>	<b>\$1460</b>
<b>4</b>	<b>\$1352</b>	<b>11</b>	<b>\$1478</b>
<b>5</b>	<b>\$1370</b>	<b>12</b>	<b>\$1496</b>
<b>6</b>	<b>\$1388</b>	<b>L</b>	<b>\$1486</b>
<b>7</b>	<b>\$1406</b>		

**HON Recommendation: HCW1.ABLCK.H.IM.CU\_\_SB.T - List Price \$1286**

**HOW TO SPECIFY**

Select Model Number	Select Arm Option	Select Caster/Glide	Select Back Option	Select Fabric	Select Base	Select Frame
Adjustable Arms Finishes <b>ABLCK</b> Textured Black <b>APLAT</b> Textured Platinum Metallic <b>APA</b> Polished Aluminum (+ \$50)	<b>H</b> Hard Caster <b>S</b> Soft Caster (+ \$30)	<b>PB</b> Upholstered in-back Mesh Back Options <b>IM</b> Black <b>IF</b> Fog <b>IC</b> Charcoal <b>IH</b> Chai <b>IY</b> Navy	See page 50	<b>SB</b> Standard Base <b>PA</b> Polished Aluminum (+ \$110)	<b>T</b> Black	
<b>HCW1</b>	<b>ABLCK</b>	<b>H</b>	<b>IM</b>	<b>CU10</b>	<b>SB</b>	<b>T</b>

## HCG6



### MULTI-PURPOSE

Four-leg stacking frame with pivoting back

### DIMENSIONS

Depth:	25	Seat to Floor Height:	18¾
Width:	24½	Usable Seat Depth:	17¼
Height:	35	Ship Weight (upholstered back):	22
Seat Depth:	19½	Ship Weight (mesh back):	22
Seat Width:	20	Cube (upholstered back):	15.2
Back Width:	17½	Cube (mesh back):	15.2
Back Height:	17	COM (upholstered back):	1.0
Arm Width:	20¼	COM (mesh back):	1.0
		Weight Rating:	300 lbs.

### FABRIC PRICE CODES

<b>1</b>	<b>\$537</b>	<b>8</b>	<b>\$675</b>
<b>2</b>	<b>\$561</b>	<b>9</b>	<b>\$693</b>
<b>3</b>	<b>\$585</b>	<b>10</b>	<b>\$711</b>
<b>4</b>	<b>\$603</b>	<b>11</b>	<b>\$729</b>
<b>5</b>	<b>\$621</b>	<b>12</b>	<b>\$747</b>
<b>6</b>	<b>\$639</b>	<b>L</b>	<b>\$737</b>
<b>7</b>	<b>\$657</b>		

NOTES: Multi-purpose model HCG6, with or without arms, stacks up to 4-high.

**HON Recommendation: HCG6.F.H.IM.CU\_\_BLCK - List Price \$592**

## HOW TO SPECIFY

<b>Select Model Number</b>  <b>HCG6</b>	<b>Select Arm Option</b> <b>F</b> Fixed Arms (+ \$55) <b>N</b> Armless	<b>Select Caster/Glide</b> <b>E</b> Glide <b>H</b> Hard Caster <b>S</b> Soft Caster (+ \$20)	<b>Select Back Option</b> <b>PB</b> Upholstered in-back Mesh Back Options <b>IM</b> Black <b>IF</b> Fog <b>IC</b> Charcoal <b>IH</b> Chai <b>IY</b> Navy	<b>Select Fabric</b> See page 50  <b>CU10</b>	<b>Select Frame</b> <b>BLCK</b> Textured Black <b>PLAT</b> Textured Platinum Metallic
---	--	---	---	--	---

## HCG6DF



### MULTI-PURPOSE

**Dual Fabric**  
Four-leg stacking frame with pivoting back

### DIMENSIONS

Depth:	25	Arm Width:	20¼
Width:	24½	Seat to Floor Height:	18¾
Height:	35	Usable Seat Depth:	17¼
Seat Depth:	19½	Ship Weight (upholstered back):	22
Seat Width:	20	Cube (upholstered back):	15.2
Back Width:	17½	COM (back):	0.8
Back Height:	17	COM (seat):	1.0
		Weight Rating:	300 lbs.

### FABRIC PRICE CODES

<b>1</b>	<b>\$612</b>		
		<i>Add to Base Price Above</i>	
		<b>Back</b>	<b>Seat</b>
<b>2</b>	<b>\$18</b>	<b>\$24</b>	
<b>3</b>	<b>\$36</b>	<b>\$48</b>	
<b>4</b>	<b>\$50</b>	<b>\$66</b>	
<b>5</b>	<b>\$63</b>	<b>\$84</b>	
<b>6</b>	<b>\$77</b>	<b>\$102</b>	
<b>7</b>	<b>\$90</b>	<b>\$120</b>	
<b>8</b>	<b>\$104</b>	<b>\$138</b>	
<b>9</b>	<b>\$117</b>	<b>\$156</b>	
<b>10</b>	<b>\$131</b>	<b>\$174</b>	
<b>11</b>	<b>\$144</b>	<b>\$192</b>	
<b>12</b>	<b>\$158</b>	<b>\$210</b>	
<b>L</b>	<b>\$150</b>	<b>\$200</b>	

NOTES: Multi-purpose model HCG6DF, with or without arms, stacks up to 4-high.

**HON Recommendation: HCG6DF.F.H.PB.CU\_\_CU\_\_BLCK - List Price \$709**

## HOW TO SPECIFY

<b>Select Model Number</b>  <b>HCG6DF</b>	<b>Select Arm Option</b> <b>F</b> Fixed Arms (+ \$55) <b>N</b> Armless	<b>Select Caster/Glide</b> <b>E</b> Glide <b>H</b> Hard Caster <b>S</b> Soft Caster (+ \$20)	<b>Select Back Option</b> <b>PB</b> Upholstered in-back	<b>Select Back Fabric</b> See page 50  <b>CU22</b>	<b>Select Seat Fabric</b> See page 50  <b>CU10</b>	<b>Select Frame</b> <b>BLCK</b> Textured Black <b>PLAT</b> Textured Platinum Metallic
---	--	---	--	---	---	---



Icon Legend on page 17

## HVL643



### GUEST CHAIR

Leg Base  
Padded Arms

### DIMENSIONS

Depth:	28½	Arm Width:	18½
Width:	24½	Seat to Floor Height:	19½
Height:	34½	Usable Seat Depth:	19½
Seat Depth:	19½	Ship Weight:	36.0
Seat Width:	19	Cube:	4.5
Back Width:	21¼	Weight Rating:	250 lbs.
Back Height:	18		

### PRICE CODE

**Leather**      **\$297**

NOTES: Black SofThread™ Leather with pleated stitching detail. Black frame. **HON 5-Year Limited Warranty.**


**HON Recommendation: HVL643.SB11 - List Price \$297**

## HOW TO SPECIFY

<p><b>Select Model Number</b></p>	<p><b>Select Fabric</b></p> <p><b>SB11</b> Black SofThread™ Leather</p>
<p>H V L 6 4 3 .</p>	<p>S B 1 1</p>



## HVL871



### CLUB CHAIR

### DIMENSIONS

Depth:	28¾	Arm Width:	21½
Width:	33	Seat to Floor Height:	18½
Height:	32	Usable Seat Depth:	21
Seat Depth:	21	Ship Weight:	51
Seat Width:	21½	Cube:	20.7
Back Width:	30	Weight Rating:	250 lbs.
Back Height:	18½		


### PRICE CODE

**Leather**      **\$1095**

NOTES: Legs available in Black. Legs ship unattached. Available in SB11 SofThread™ Leather only. **HON 5-Year Limited Warranty.**

**HON Recommendation: HVL871.SB11 - List Price \$1095**

## HVL872



### LOVE SEAT

### DIMENSIONS

Depth:	28¾	Arm Width:	42
Width:	53½	Seat to Floor Height:	18½
Height:	32	Usable Seat Depth:	21
Seat Depth:	21	Ship Weight:	76
Seat Width:	42	Cube:	33.1
Back Width:	50	Weight Rating:	250 lbs.
Back Height:	18½		

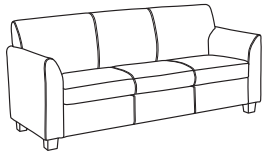
### PRICE CODE

**Leather**      **\$1388**

NOTES: Legs available in Black. Legs ship unattached. Available in SB11 SofThread™ Leather only. **HON 5-Year Limited Warranty.**

**HON Recommendation: HVL872.SB11 - List Price \$1388**

## HVL873



### SOFA

### DIMENSIONS

Depth:	28¾	Arm Width:	61½
Width:	73	Seat to Floor Height:	18½
Height:	32	Usable Seat Depth:	21
Seat Depth:	21	Ship Weight:	122
Seat Width:	61½	Cube:	45.0
Back Width:	70	Weight Rating:	250 lbs.
Back Height:	18½		

### PRICE CODE

**Leather**      **\$1734**

NOTES: Legs available in Black. Legs ship unattached. Available in SB11 SofThread™ Leather only. **HON 5-Year Limited Warranty.**

**HON Recommendation: HVL873.SB11 - List Price \$1734**

## HOW TO SPECIFY

<p><b>Select Model Number</b></p>	<p><b>Select Fabric</b></p> <p>SB11 Black SofThread™ Leather</p>
<p>H V L 8 7 1 .</p>	<p>S B 1 1</p>



**HVL691**



**HIGH-BACK**

- Pneumatic
- Swivel
- Tilt
- Tilt Tension
- Tilt Lock
- Fixed Padded Arms

Functions: **A, E, F, K, L**  
*(Function Key on pages 18-19)*

**DIMENSIONS**

Depth:	28¾	Arm Width:	21
Width:	27	Seat to Floor Height:	18¾-21¾
Height:	47¼	Usable Seat Depth:	17¾
Seat Depth:	20¼	Ship Weight:	50 <b>Ⓢ</b>
Seat Width:	21½	Cube:	7.2
Back Width:	21½	Weight Rating:	250 lbs.
Back Height:	27		

**PRICE CODE**

**Leather \$502**

NOTES: Black SofThread™ Leather. Sturdy textured black frame. Fixed padded loop arms. Built-in lumbar support. Use with coordinating Guest Chair model HVL693 shown below. **HON 5-Year Limited Warranty.**

**HON Recommendation: HVL691.SB11 - List Price \$502**

**HVL693**



**GUEST CHAIR**

- Sled Base
- Padded Arms

**DIMENSIONS**

Depth:	26	Arm Width:	18½
Width:	24¾	Seat to Floor Height:	18¼
Height:	33½	Usable Seat Depth:	18¼
Seat Depth:	18¼	Ship Weight:	38.0 <b>Ⓢ</b>
Seat Width:	20¾	Cube:	5.2
Back Width:	21	Weight Rating:	250 lbs.
Back Height:	16¼		

**PRICE CODE**

**Leather \$324**

NOTES: Black SofThread™ Leather with tailored stitching detail. Sturdy textured black frame. Built-in lumbar support. Use with coordinating Executive Chair model HVL691 shown above. **HON 5-Year Limited Warranty.**

**HON Recommendation: HVL693.SB11 - List Price \$324**

**HOW TO SPECIFY**

<p><b>Select Model Number</b></p>	<p><b>Select Fabric</b></p> <p><b>SB11</b> Black SofThread™ Leather</p>
<p>H V L 6 9 1 .</p>	<p>S B 1 1</p>

# COMFORTASK® 5900 SERIES



ComforTask Chair shown  
with Metro Classic desks.

## COMFORTASK® 5900 SERIES

What's in a name? If it's ComforTask, is the support you need to get the job done. ComforTask seating is a proven office performer, with cushioning in all the right places, a waterfall seat edge and the customizable comfort that allows everyone to create a personal fit. Advanced controls such as back height and seat depth adjustments take the personalization to an even higher level, earning fans throughout the office.



## FEATURES

- Back height adjustment moves the back up or down to provide a custom fit.
- Seat depth adjustment on Model H5901 adapts to users of various heights.
- Contoured seat and back provide targeted support.
- Waterfall seat edge encourages leg circulation.
- One-touch seat height adjustment easily moves the seat up and down.
- 360-degree swivel provides freedom of movement in any direction.
- Molded polymer outer back.
- Model H5905 is available with optional bell glides.
- Available in hundreds of quality HON fabrics.
- Warranted for users up to 300 lbs.



# COMFORTASK® 5900 Series Options

## MODEL OPTIONS

H5901



**Task Chair**

Pneumatic, Back Height, Seat Depth, Swivel

H5902



**Task Chair**

Pneumatic, Back Height, Swivel, Tilt, Tilt Tension, Tilt Lock

H5903



**Task Chair**

Pneumatic, Back Height, Swivel, Multi-task

H5905



**Task Stool**

Pneumatic, Back Height, Swivel, Adjustable Height Footring

### CASTERS/ GLIDE



CODE	DESCRIPTION	PRICE
<b>H</b>	Hard Caster	<b>+\$0</b>



<b>S</b>	Soft Caster	<b>+\$30</b>
----------	-------------	--------------



<b>G</b>	Bell Glide	<b>+\$25</b>
----------	------------	--------------

\*G only available on model H5905

### FRAME

CODE	DESCRIPTION	PRICE
<b>T</b>	Black	<b>+\$0</b>

# COMFORTASK®

## 5900 Series Fabric Options

### HON BRANDED FABRICS

#### GRADE 1

Attire  
Centurion  
Compass  
Contourett Polyurethane  
Dapper  
Hamilton  
Inertia  
Optic

#### GRADE 2


Appoint Seating  
Clyde  
Dotty  
Rush  
Seed  
Spin Seating  
Whisper Vinyl

#### GRADE 3

In Season  
Purl  
Silvertex™ Vinyl

**For a complete list of fabrics, including partnership fabrics, go to [hon.com/fabricsandfinishes](http://hon.com/fabricsandfinishes).**

Reference Fabric Color Combinations on pages 20-24 for color codes and legend on page 21 for lead times. COM yardage shown is for Pattern Cut only. Contact Customer Service for Railroaded yardage requirements. For additional HON to Supply COM fabric grade pricing, go to [honready.hon.com](http://honready.hon.com) and click on the HON to Supply COM link.

 For Fire Code model, availability and ordering method, refer to pages 28-31. Available on select models, contact HON Customer Support for availability.



Icon Legend on page 17

# COMFORTASK® 5900 Series

## H5901



### TASK

Pneumatic  
Back Height  
Seat Depth  
Swivel  
Functions: **A, B, C, E**  
(Function Key on pages 18-19)

NOTES: Seat depth adjustment.

### DIMENSIONS

Depth: 28¾  
Width: 23  
Height: 38¼  
Seat Depth: 18  
Seat Width: 20  
Back Width: 16¼  
Back Height: 17¾  
Seat to Floor Height: 14⅞-19¾  
Usable Seat Depth: 16⅞-18⅞  
Ship Weight: 30 Ⓢ  
Cube: 7.8  
COM: 1.0  
Weight Rating: 300 lbs.

### FABRIC PRICE CODES

1	\$288	8	\$426
2	\$312	9	\$444
3	\$336	10	\$462
4	\$354	11	\$480
5	\$372	12	\$498
6	\$390	L	—
7	\$408		

## H5902



### TASK

Pneumatic  
Back Height  
Swivel  
Tilt  
Tilt Tension  
Tilt Lock  
Functions: **A, B, E, F, K, L**  
(Function Key on pages 18-19)

### DIMENSIONS

Depth: 27¾  
Width: 23  
Height: 39¾  
Seat Depth: 18  
Seat Width: 20  
Back Width: 16¼  
Back Height: 21  
Seat to Floor Height: 17-22  
Usable Seat Depth: 16¾  
Ship Weight: 30 Ⓢ  
Cube: 7.8  
COM: 1.0  
Weight Rating: 300 lbs.

### FABRIC PRICE CODES

1	\$307	8	\$445
2	\$331	9	\$463
3	\$355	10	\$481
4	\$373	11	\$499
5	\$391	12	\$517
6	\$409	L	—
7	\$427		

## H5903



### TASK

Pneumatic  
Back Height  
Swivel  
Multi-task  
Functions: **A, B, E, N**  
(Function Key on pages 18-19)

### DIMENSIONS

Depth: 34¼  
Width: 24  
Height: 40½  
Seat Depth: 18  
Seat Width: 20  
Back Width: 16¼  
Back Height: 20¼  
Seat to Floor Height: 16¼-20⅞  
Usable Seat Depth: 13¾-17  
Ship Weight: 32 Ⓢ  
Cube: 7.8  
COM: 1.0  
Weight Rating: 300 lbs.

### FABRIC PRICE CODES

1	\$434	8	\$572
2	\$458	9	\$590
3	\$482	10	\$608
4	\$500	11	\$626
5	\$518	12	\$644
6	\$536	L	—
7	\$554		

**HON Recommendation: H5901.H.CU\_\_T with optional H5995 - List Price \$397**

## HOW TO SPECIFY

<p><b>Select Model Number</b></p> <p>H 5 9 0 1 .</p>	<p><b>Select Caster/Glide</b></p> <p>H Hard Caster S Soft Caster (+ \$30)</p> <p>H .</p>	<p><b>Select Fabric</b></p> <p>See page 58</p> <p>C U 1 0 .</p>	<p><b>Select Frame</b></p> <p>T Black</p> <p>T</p>
--	--	---	--

# COMFORTASK® 5900 Series

GSA SIN 711-18



Icon Legend on page 17

## H5905



### TASK STOOL

Pneumatic  
Back Height  
Swivel  
Adjustable Height Footring  
Functions: **A, B, E**  
(Function Key on pages 18-19)

### DIMENSIONS

Depth:	30	Seat to Floor Height:	21¾-31⅞
Width:	26¾	Footring Width:	20
Height:	49¾	Footring Height:	12-14½
Seat Depth:	18	Usable Seat Depth:	17
Seat Width:	20	Ship Weight:	34 Ⓢ
Back Width:	16¼	Cube:	10.4
Back Height:	17¾	COM:	1.0
		Weight Rating:	300 lbs.

### FABRIC PRICE CODES

<b>1</b>	<b>\$419</b>	<b>8</b>	<b>\$557</b>
<b>2</b>	<b>\$443</b>	<b>9</b>	<b>\$575</b>
<b>3</b>	<b>\$467</b>	<b>10</b>	<b>\$593</b>
<b>4</b>	<b>\$485</b>	<b>11</b>	<b>\$611</b>
<b>5</b>	<b>\$503</b>	<b>12</b>	<b>\$629</b>
<b>6</b>	<b>\$521</b>	<b>L</b>	<b>—</b>
<b>7</b>	<b>\$539</b>		

NOTES: Available with optional Bell Glides.

## H5991



### T-ARMS

Fixed Position

### DIMENSIONS

Arm Width:	18¾
Height from Seat:	8½
Ship Weight:	6 Ⓢ
Cube:	1.0

### LIST PRICE

**\$77**

## H5995



### ADJUSTABLE HEIGHT ARMS

Functions: **Q**  
(Function Key on pages 18-19)

### DIMENSIONS

Arm Width:	18¾
Height from Seat:	6½-8¾
Ship Weight:	8 Ⓢ
Cube:	0.6

### LIST PRICE

**\$109**

## HOW TO SPECIFY

<p><b>Select Model Number</b></p> <p>H 5 9 0 5 .</p>	<p><b>Select Caster/Glide</b></p> <p><b>H</b> Hard Caster <b>S</b> Soft Caster (+ \$30) <i>Specify for model H5905 only</i> <b>G</b> Bell Glide (+ \$25)</p> <p>H .</p>	<p><b>Select Fabric</b></p> <p>See page 58</p> <p>C U 1 0 .</p>	<p><b>Select Frame</b></p> <p><b>T</b> Black</p> <p>T</p>
--	---	---	---

# CONVERGENCE®



Convergence® Task Chairs shown with Empower® Height Adjustable Workstations.

## CONVERGENCE®

What happens when support and affordability come together? Convergence. This is the task chair that is as attainable as is it comfortable with customizable features. Lumbar support that adds a little extra lower back comfort. Thick seat cushions to take the stress off the lower body throughout the day. Arm choices that let you decide how much upper body support you want. A breathable mesh back that flexes and responds to your movements. Convergence puts all the features you're looking for into one low-priced task chair.



## FEATURES

- Choice of swivel tilt or synchro-tilt control with seat slide.
- Black mesh back is breathable for all-day comfort and support.
- Comfort options include adjustable lumbar support, adjustable arms, seat glide and synchro-tilt.
- Three arm options.
- Two control options.
- Integrated handle on the back makes it easy to move and reposition the chair.
- Hard casters move effortlessly on any surface.
- Black frame sits atop a durable five-star base.
- Warranted for users up to 275 lbs.
- 3" thick seat cushion.

# CONVERGENCE®

## Options

### BACK OPTIONS

#### HCT1MM

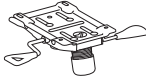



#### Mid-back

Mesh Task Chair  
with Adjustable  
Lumbar Support

#### MECHANISM

CODE	FUNCTIONS	PRICE
<b>ZI</b>	Swivel-Tilt Control A, E, F, K, L, W	<b>+\$0</b>
<b>YI</b>	Limited Synchro-Tilt A, D, E, J, K, L, W	<b>+\$35</b>



(See pages 18-19 for Seating Functions.)

#### ARM STYLE

CODE	DESCRIPTION	PRICE
<b>N</b>	Armless	<b>+\$0</b>
<b>H</b>	Height Adjustable Arms	<b>+\$45</b>
<b>A</b>	Height and Width Adjustable Arms	<b>+\$50</b>



#### CASTERS

CODE	DESCRIPTION	PRICE
<b>H</b>	Hard Casters	<b>+\$0</b>



#### BACK STYLE

CODE	DESCRIPTION	PRICE
<b>M</b>	Mesh	<b>+\$0</b>



#### BASE

CODE	DESCRIPTION	PRICE
<b>SB</b>	Standard Base	<b>+\$0</b>



#### LUMBAR

CODE	DESCRIPTION	PRICE
<b>AL</b>	Adjustable Lumbar	<b>+\$0</b>



#### FRAME

CODE	DESCRIPTION	PRICE
<b>T</b>	Black	<b>+\$0</b>

Black

### HON BRANDED FABRICS

#### GRADE 1

Attire  
Centurion  
Compass  
Contourett Polyurethane  
Dapper  
Hamilton  
Inertia  
Optic

#### GRADE 2

Appoint Seating  
Dotty  
Rush  
Whisper Vinyl

#### GRADE 3

In Season  
Purl  
Silvertex™ Vinyl

**For a complete list of fabrics, including partnership fabrics, go to [hon.com/fabricsandfinishes](http://hon.com/fabricsandfinishes).**

Reference Fabric Color Combinations on pages 20-24 for color codes and legend on page 21 for lead times. For additional HON to Supply COM fabric grade pricing, go to [honready.hon.com](http://honready.hon.com) and click on the HON to Supply COM link.



# CONVERGENCE® Task Chairs

OPEN MARKET



Icon Legend on page 17

## HCT1MM



### MID-BACK TASK

**Mesh Back**  
Pneumatic  
Swivel  
Tilt Tension  
Tilt Lock  
Adjustable Lumbar Support  
Functions: **A, E, K, L, W**  
(Function Key on pages 18-19)

### DIMENSIONS

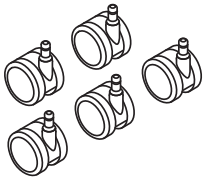
Depth:	27½	Adjustable Arms Width:	20
Width:	27¾	Seat to Floor Height:	15¾-20
Height:	42	Usable Seat Depth:	17-19
Seat Depth:	19	Ship Weight:	44
Seat Width:	20	Cube:	5.8
Back Width:	18	COM:	1.0
Back Height:	22	Weight Rating:	275 lbs.

### FABRIC PRICE CODES

<b>1</b>	<b>\$307</b>	<b>7</b>	<b>\$367</b>
<b>2</b>	<b>\$319</b>	<b>8</b>	<b>\$376</b>
<b>3</b>	<b>\$331</b>	<b>9</b>	<b>\$385</b>
<b>4</b>	<b>\$340</b>	<b>10</b>	<b>\$394</b>
<b>5</b>	<b>\$349</b>	<b>11</b>	<b>\$403</b>
<b>6</b>	<b>\$358</b>	<b>12</b>	<b>\$412</b>

NOTES: Arm width adjustment range is 3" (from 17"-20"). Lumbar adjustment is 3". Seat depth range is only for Y1 control. Seat depth on Z1 control is 19".

## HSCASTER



### SET OF 5 SOFT CASTERS

### DIMENSIONS

Size: 60mm  
Ship Weight: 2.9  
Cube: 0.1

### LIST PRICE

**\$30**

Available in Black finish only, no specification needed.

HON Recommendation: HCT1MM.Y1.A.H.M.CU10.AL.SB.T - List Price \$392

## HOW TO SPECIFY

Select Model Number	Select Control Type	Select Arm Type	Select Caster	Select Back Type	Select Upholstery	Select Lumbar	Select Base	Select Frame
Z1 Swivel-tilt Control Y1 Simple Synchro-tilt w/ Seat Slide Control (+ \$35)	N Armless H Height Adjustable Arms (+ \$45) A Height & Width Adjustable Arms (+ \$50)	H Hard Casters	M Mesh	See page 63	AL Adjustable Lumbar	SB Standard Base	T Black	
HCT1MM	Y1	A	H	M	CU10	AL	SB	T



Icon Legend on page 17

# CONVERGENCE® Task Chairs

## HCAT1MM



### MID-BACK TASK VALUE MODEL

#### Mesh Back

Pneumatic  
Swivel  
Tilt Tension  
Tilt Lock  
Adjustable Lumbar Support

Functions: **A, E, K, L, W**

(Function Key on pages 18-19)

NOTES: Lumbar adjustment is 3". Seat depth range is only for Y1 control. Seat depth on Z1 control is 19".

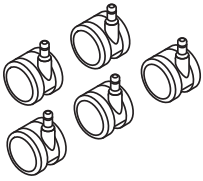
### DIMENSIONS

Depth:	27½	Adjustable Arms Width:	17-20
Width:	27¾	Seat to Floor Height:	15¾-20
Height:	42	Usable Seat Depth:	17-19
Seat Depth:	19	Ship Weight:	44
Seat Width:	20	Cube:	5.8
Back Width:	18	Weight Rating:	275 lbs.
Back Height:	22		

### LIST PRICE

**\$324**

## HSCASTER



### SET OF 5 SOFT CASTERS

### DIMENSIONS

Size:	60mm
Ship Weight:	2.9
Cube:	0.1

### LIST PRICE

**\$30**

**!** Available in Black finish only, no specification needed.

**HON Recommendation: HCAT1MM.Z1.A.H.M.ACCF10.AL.SB.T - List Price \$324**

## HOW TO SPECIFY

Select Model Number	Select Control Type	Select Arm Type	Select Caster	Select Back Type	Select Upholstery	Select Lumbar	Select Base	Select Frame
	<b>Z1</b> Swivel-tilt Control <b>Y1</b> Simple Synchro-tilt w/ Seat Slide Control (+ \$35)	<b>A</b> Height & Width Adjustable Arms	<b>H</b> Hard Casters	<b>M</b> Mesh	<b>ACCF10</b> Black	<b>AL</b> Adjustable Lumbar	<b>SB</b> Standard Base	<b>T</b> Black
<b>H C A T 1 M M</b>	<b>Y 1</b>	<b>A</b>	<b>H</b>	<b>M</b>	<b>A C C F 1 0</b>	<b>A L</b>	<b>S B</b>	<b>T</b>

# CORRAL™ Contemporary Lounge

OPEN MARKET



Icon Legend on page 17

## HVL887



### CLUB CHAIR

### DIMENSIONS

Depth:	28	Arm Width:	22¼
Width:	31½	Seat to Floor Height:	17⅞
Height:	30½	Usable Seat Depth:	19¾
Seat Depth:	19¾	Ship Weight:	51 <b>Ⓢ</b>
Seat Width:	22¼	Cube:	8.9
Back Width:	22¼	Weight Rating:	250 lbs.
Back Height:	17½		

### PRICE CODE

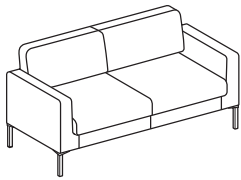
**Leather** **\$846**

NOTES: Legs available in Platinum. Legs and back ship unattached. Pair with contemporary occasional tables on page 67. **HON 5-Year Limited Warranty.**

**ⓘ** Available in SB11 SofThread™ Leather only.

**HON Recommendation: HVL887.SB11 - List Price \$846**

## HVL888



### SOFA

### DIMENSIONS

Depth:	28	Arm Width:	55
Width:	67	Seat to Floor Height:	17⅞
Height:	30½	Usable Seat Depth:	19¾
Seat Depth:	19¾	Ship Weight:	78
Seat Width:	55	Cube:	18.3
Back Width:	55	Weight Rating:	250 lbs.
Back Height:	17½		

### PRICE CODE

**Leather** **\$1083**

NOTES: Legs available in Platinum. Legs and back ship unattached. Pair with contemporary occasional tables on page 67. **HON 5-Year Limited Warranty.**

**ⓘ** Available in SB11 SofThread™ Leather only.

**HON Recommendation: HVL888.SB11 - List Price \$1083**

## HOW TO SPECIFY

Select  
Model Number

Select  
Fabric

**SB11** Black SofThread™ Leather

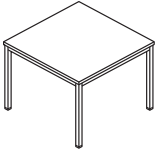
H V L 8 8 7 .

S B 1 1



# CONTEMPORARY OCCASIONAL TABLES

## HML8851



### LAMINATE CORNER TABLE DIMENSIONS

Depth:	24	Ship Weight:	24 Ⓢ
Width:	24	Cube:	1.7

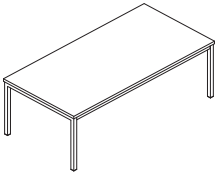
### LIST PRICE

**\$172**

NOTES: Metal leg occasional tables available in Black laminate. Choose from Corner or Coffee Table options. **HON 5-Year Limited Warranty.**

**HON Recommendation: HML8851.P - List Price \$172**

## HML8852



### LAMINATE COFFEE TABLE DIMENSIONS

Depth:	24	Ship Weight:	38 Ⓢ
Width:	48	Cube:	3.1

### LIST PRICE

**\$216**

NOTES: Metal leg occasional tables available in Black laminate. Choose from Corner or Coffee Table options. **HON 5-Year Limited Warranty.**

**HON Recommendation: HML8852.P - List Price \$216**

## HOW TO SPECIFY

Select Model Number

Select Laminate

P Chestnut

H M L 8 8 5 1 . P

# CRIO Mesh Chairs

OPEN MARKET



Icon Legend on page 17

## HVL581



### HIGH-BACK

Pneumatic  
Swivel  
Tilt  
Tilt Tension  
Tilt Lock  
Height and Width Adjustable  
Arms  
Adjustable Lumbar

Functions: **A, E, F, K, L, S, W**  
(Function Key on pages 18-19)

NOTES: Comfortable and breathable mesh back. Black fabric or Black SofThread™ Leather. Black frame. Height and width adjustable arms. Adjustable lumbar. **HON 5-Year Limited Warranty.**

**HON Recommendation: HVL581.ES10.T - List Price \$318**

### DIMENSIONS

Depth:	25½	Arm Width:	19⅞
Width:	28¾	Seat to Floor Height:	16½-20¼
Height:	42⅞	Usable Seat Depth:	17¼
Seat Depth:	17¼	Ship Weight:	39.8 Ⓢ
Seat Width:	20¼	Cube:	4.8
Back Width:	18½	Weight Rating:	250 lbs.

### PRICE CODE

<b>Fabric</b>	<b>\$318</b>
<b>Leather</b>	<b>\$343</b>

## HVL582



### HIGH-BACK

Pneumatic  
Swivel  
Tilt  
Tilt Tension  
Tilt Lock  
Asynchronous Control  
Seat Glide Mechanism  
Adjustable Lumbar  
Height and Width Adjustable  
Arms

Functions: **A, E, F, L, O, S, W**  
(Function Key on pages 18-19)

NOTES: Comfortable and breathable mesh back. Black fabric or Black SofThread™ Leather. Black frame. Height and width adjustable arms. Seat glide mechanism. Asynchronous control with independent seat and back angle adjustment. Adjustable lumbar. **HON 5-Year Limited Warranty.**

**HON Recommendation: HVL582.ES10.T - List Price \$391**

### DIMENSIONS

Depth:	27½	Arm Width:	19⅞
Width:	28¾	Seat to Floor Height:	20½-22½
Height:	43¾	Usable Seat Depth:	17¼
Seat Depth:	17¼	Ship Weight:	50.4 Ⓢ
Seat Width:	19⅞	Cube:	6.8
Back Width:	18½	Weight Rating:	250 lbs.

### PRICE CODE

<b>Fabric</b>	<b>\$391</b>
<b>Leather</b>	<b>\$416</b>

## HVL585



### EXECUTIVE BIG AND TALL

Pneumatic  
Swivel  
Tilt  
Tilt Tension  
Tilt Lock  
Height and Width Adjustable  
Arms  
Adjustable Lumbar

Functions: **A, E, F, K, L, S, W**  
(Function Key on pages 18-19)

NOTES: Large scale model HVL585 will support 450 lbs with normal use. Black fabric. Black frame. Height and width adjustable arms. Adjustable lumbar. **HON 5-Year Limited Warranty.**

ⓘ Available in Black fabric only.

**HON Recommendation: HVL585.ES10.T - List Price \$551**

### DIMENSIONS

Depth:	29⅞	Arm Width:	20½
Width:	28¾	Seat to Floor Height:	17⅞-21¾
Height:	45⅞	Usable Seat Depth:	19⅞
Seat Depth:	19⅞	Ship Weight:	55.4 Ⓢ
Seat Width:	22	Cube:	7.2
Back Width:	20⅞	Weight Rating:	450 lbs.

### PRICE CODE

<b>Fabric</b>	<b>\$551</b>
---------------	--------------

## HOW TO SPECIFY

<p><b>Select Model Number</b></p> <p>HVL581</p>	<p><b>Select Fabric</b></p> <p>ES10 Black SB11 Black SofThread™ Leather <i>Available on HVL581 and HVL582 only</i></p> <p>ES10</p>	<p><b>Select Frame</b></p> <p>T Black</p> <p>T</p>
---	--	--



# DEFINE™ Executive Chairs

## HVL108



### HIGH-BACK

Pneumatic  
Swivel  
Synchro-tilt  
Height-adjustable Arms  
Functions: **A, E, J, K, Q**  
(Function Key on pages 18-19)

### DIMENSIONS

Depth:	29¾	Arm Width:	19½
Width:	29¾	Seat to Floor Height:	17⅞-21⅜
Height:	46⅞	Usable Seat Depth:	17½
Seat Depth:	17½	Ship Weight:	47.3 <b>Ⓢ</b>
Seat Width:	21	Cube:	7.2
Back Width:	20	Weight Rating:	250 lbs.
Back Height:	26½		

### PRICE CODE

**Leather \$491**

NOTES: Available in Black and Brown SofThread™ Leather. Polished chrome base. Polished arm accents. Height-adjustable arms. **HON 5-Year Limited Warranty.**

**HON Recommendation: HVL108.SB11 - List Price \$491**

## HOW TO SPECIFY

Select Model Number

Select Fabric

**SB11** Black SofThread™ Leather

HVL108

SB11

# ENDORSE® COLLECTION



Endorse® Mid-Back Task Chair  
shown with Preside® Conference Table.

## ENDORSE® COLLECTION

You need inviting, comfy seats up front, and task chairs that support productivity in workstations. Achieve harmony throughout your space with a multi-functional collection of Endorse task seating. Endorse supports the diversity of applications throughout your workplace with sophisticated design. Varied options. Diverse materials. Simply pick the model that suits your space and people. Add the options that fit your needs. Then get ready to Endorse a higher level of productivity.



## TASK CHAIR FEATURES

- Available in high-, mid- and low-back options.
- Available in three different back materials — upholstered, mesh and plastic outer back.
- Comfort options include adjustable lumbar support, adjustable arms, seat glide, multi-position tilt and synchro-tilt.
- Optional seat slide adjustment adapts to users of various heights.
- Control options include limited synchro-tilt, advanced synchro-tilt, advanced synchro-tilt with independent back angle and weight-activated control.
- Arm options include fixed, armless, height- and width-adjustable and all-adjustable.
- Caster options include hard, soft and roll-control.
- Available in hundreds of quality HON fabrics.
- Warranted for users up to 300 lbs.  
*(450 lbs. for Big and Tall chairs)*

## BACK OPTIONS

**HLEU**  
HLEUBT - Big & Tall



**High-back**

Upholstered with Adjustable Lumbar Support

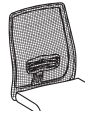
**HLWU**  
HLWUBT - Big & Tall



**Mid-back**

Upholstered with Adjustable Lumbar Support

**HLWM**  
HLWMBT - Big & Tall



**Mid-back**

Mesh with Adjustable Lumbar Support

**HLTU**  
HLTSU - Stool



**Low-back**

Upholstered with Adjustable Lumbar Support

**HLTM**  
HLTSM - Stool



**Low-back**

Mesh with Adjustable Lumbar Support

**HLTP**  
HLTSP - Stool

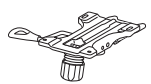


**Low-back**

Upholstered with Plastic Outer Back and Adjustable Lumbar Support

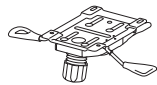
**MESH BACK COLOR CODES** (no upcharge): Black - **IM** Fog - **IF** Charcoal - **IC** Chai - **IH** Navy - **IY**

### MECHANISM



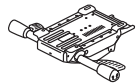
**S0** Limited Recline Synchro-Tilt  
A, E, J, K, L

**+\$0**



**S1** Limited Recline Synchro-Tilt w/ Seat Slider  
(available on Stools only)  
A, D, E, J, K, L

**+\$20**



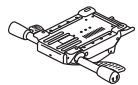
**Y2** Advanced Synchro-Tilt  
A, D, E, J, L, W, A-D

**+\$65**



**Y3** Advanced Synchro-Tilt with Independent Back Angle  
A, D, E, J, L, W, A-E

**+\$105**



**Y4** Synchro-Tilt  
A, D, E, J, L, W, A-D  
(Big and Tall models only)

**+\$0**



**W5** Weight-Activated  
A, D, E, L, W, A-D

**+\$150**

(See pages 18-19 for Seating Functions.)

### BASE



**SB** Standard Base

**+\$0**



**PA** Polished Aluminum

**+\$110**

### ARM STYLE




**N** Armless

**+\$0**



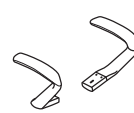
**F** Fixed - Black

**+\$65**



**A** Height and Width Adjustable Arms

**+\$75**



**V** All-Adjustable Arms - includes pivot

**+\$115**



**P** Fixed - Polished Alum.

**+\$150**

### CASTERS



**A** All-Surface Caster  
(High-back and Big and Tall models only)

**+\$0**



**H** Hard Caster

**+\$0**



**S** Soft Caster

**+\$30**



**R** Roll Control Caster

**+\$50**



# ENDORSE® Dimensions

## TASK DIMENSIONS

MODEL		HLEU	HLWU	HLWM	HLTU	HLTM	HLTP
Overall Width Armless		28½	28½	28½	28½	28½	28½
Overall Width with Arms	A/V	28½	28½	28½	28½	28½	28½
	F/P	28½	28½	28½	28½	28½	28½
Overall Depth		28½	28½	28½	28½	28½	28½
Overall Height	S0	49	45½	45½	42	42	42
	Y2/Y3	49½	46	46	42½	42½	42½
	W5	49	48⅝	48⅝	43	43	43
Seat Width		20	20	20	19	19	19
Seat Depth		18½	18½	18½	18⅝	18⅝	18⅝
Usable Seat Depth	S0	17¾	17¾	17¾	17⅝	17⅝	17⅝
	Y2/Y3	15¼-18¼	15¼-18¼	15¼-18¼	15¼-18¼	15¼-18¼	15¼-18¼
	W5	15½-17¾	15½-17¾	15½-17¾	15½-17¾	15½-17¾	15½-17¾
Seat Height (mechanism)	S0	17-21½	17-21½	17-21½	17-21½	17-21½	17-21½
	Y2/Y3	17½-22	17½-22	17½-22	17½-22	17½-22	17½-22
	W5	17¼-21¾	17¼-21¾	17¼-21¾	17¼-21¾	17¼-21¾	17¼-21¾
Back Width		21⅝	21¼	19¼	19¼	18	19¾
Back Height		29¾	25	25	22¾	21¼	22¾
Ship Weight Armless	S0	52	43	40	49	41	50
	Y2	57 <b>Ⓢ</b>	48 <b>Ⓢ</b>	45 <b>Ⓢ</b>	54 <b>Ⓢ</b>	46 <b>Ⓢ</b>	56 <b>Ⓢ</b>
	Y3	60 <b>Ⓢ</b>	52 <b>Ⓢ</b>	48 <b>Ⓢ</b>	58 <b>Ⓢ</b>	50 <b>Ⓢ</b>	59 <b>Ⓢ</b>
	W5	56 <b>Ⓢ</b>	47 <b>Ⓢ</b>	44 <b>Ⓢ</b>	54 <b>Ⓢ</b>	45 <b>Ⓢ</b>	55 <b>Ⓢ</b>
Weight with Arms	S0	60	51	48	57	49	58
	Y2	65 <b>Ⓢ</b>	56 <b>Ⓢ</b>	53 <b>Ⓢ</b>	62 <b>Ⓢ</b>	54 <b>Ⓢ</b>	64 <b>Ⓢ</b>
	Y3	68 <b>Ⓢ</b>	60 <b>Ⓢ</b>	56 <b>Ⓢ</b>	66 <b>Ⓢ</b>	58 <b>Ⓢ</b>	67 <b>Ⓢ</b>
	W5	64 <b>Ⓢ</b>	55 <b>Ⓢ</b>	52 <b>Ⓢ</b>	62 <b>Ⓢ</b>	53 <b>Ⓢ</b>	63 <b>Ⓢ</b>
Between Arms	A/V	17½-20	17½-20	17½-20	16¾-19¼	16¾-19¼	16¾-19¼
	F/P	20½	20½	20½	20½	20½	20½
COM		2.0	2.0	1.0	2.0	1.0	2.0
Weight Capacity		300 lbs	300 lbs	300 lbs	300 lbs	300 lbs	300 lbs

## BIG & TALL & STOOL DIMENSIONS

MODEL		HLEUBT	HLWUBT	HLWMBT	HLTSU	HLTSM	HLTSP
Overall Width Armless		28½	28½	28½	28½	28½	28½
Overall Width with Arms	A/V	28½	28½	28½	28½	28½	28½
	F/P	28½	28½	28½	28½	28½	28½
Overall Depth		28½	28½	28½	28½	28½	28½
Overall Height	S0/S1	-	-	-	53	53	53
	Y4	49	49	49	-	-	-
Seat Width		23	23	23	19	19	19
Seat Depth	S0/S1	-	-	-	18⅝	18⅝	18⅝
	Y4	20¼	20¼	20¼	-	-	-
Usable Seat Depth	S0	-	-	-	17⅝	17⅝	17⅝
	S1	-	-	-	15¼-18¼	15¼-18¼	15¼-18¼
	Y4	17¾-19¼	17¾-19¼	17¼-18¾	-	-	-
Seat Height (mechanism)	S0/S1	-	-	-	22¾-32¾	22¾-32¾	22¾-32¾
	Y4	17½-22	17½-22	17½-22	-	-	-
Back Width		23¼	23½	22½	19¾	19¾	19¾
Back Height		28¼	25	25¾	22¾	22¾	22¾
Ship Weight Armless	S0	-	-	-	50	42	51
	S1	-	-	-	52	44	53
	Y4	57	57	57	-	-	-
Weight with Arms	S0	-	-	-	58	50	59
	S1	-	-	-	60	52	61
	Y4	65	65	65	-	-	-
Between Arms	A/V	20½-23	20½-23	20½-23	16¾-19¼	16¾-19¼	16¾-19¼
	F/P	23½	23½	23½	20½	20½	20½
COM		2.0	2.0	1.5	2.0	2.0	2.0
Weight Capacity		450 lbs	450 lbs	450 lbs	300 lbs	300 lbs	300 lbs


## HON BRANDED FABRICS *(For Seating)*

GRADE 1	GRADE 2	GRADE 3	GRADE L
Attire	Appoint Seating	In Season	Denver Leather
Centurion	Clyde	Purl	
Compass	Dotty	Silvertex™ Vinyl	
Contourett Polyurethane	Rush		
Dapper	Seed		
Hamilton	Spin Seating		
Inertia	Whisper Vinyl		
Optic			

**For a complete list of fabrics, including partnership fabrics, go to [hon.com/fabricsandfinishes](http://hon.com/fabricsandfinishes).**

Reference Fabric Color Combinations on pages 20-24 for color codes and legend on page 21 for lead times. For additional HON to Supply COM fabric grade pricing, go to [honready.hon.com](http://honready.hon.com) and click on the HON to Supply COM link.

\*The following Endorse<sup>®</sup> models are not available in Beeline SMOMBEE: HLEU, HLWU, HLTU, HLTP, HLWUBT, HLEUBT, HLTSU, HLTSP.

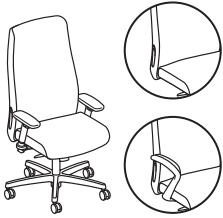
 For Fire Code model, availability and ordering method, refer to pages 28-31. Available on select models, contact HON Customer Support for availability.

# ENDORSE®



Icon Legend on page 17

## HLEU



### EXECUTIVE HIGH-BACK

#### Upholstered Back

- Pneumatic
- Swivel
- Synchro-tilt
- Tilt Tension
- Tilt Lock
- Integral Lumbar Support

Functions: **A, E, J, K, L, W**  
 (Function Key on pages 18-19)

📌 See page 72 for additional specifications and dimensions.

### DIMENSIONS

Depth:	31½	Back Width:	21⅝
Width:	31½	Back Height:	29¾
Height:	47¾	Cube:	16.0
Seat Depth:	15¾	COM:	2.0
Seat Width:	19¾	Weight Rating:	300 lbs.

### FABRIC PRICE CODES

<b>1</b>	<b>\$744</b>	<b>8</b>	<b>\$1020</b>
<b>2</b>	<b>\$792</b>	<b>9</b>	<b>\$1056</b>
<b>3</b>	<b>\$840</b>	<b>10</b>	<b>\$1092</b>
<b>4</b>	<b>\$876</b>	<b>11</b>	<b>\$1128</b>
<b>5</b>	<b>\$912</b>	<b>12</b>	<b>\$1164</b>
<b>6</b>	<b>\$948</b>	<b>L</b>	<b>—</b>
<b>7</b>	<b>\$984</b>		

**HON Recommendation: HLEU.Y2.A.A.CU\_\_.SB - List Price \$884**

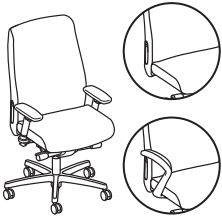
## HOW TO SPECIFY

Select Model Number	Select Control Type	Select Arm Type	Select Caster/Glide	Select Fabric	Select Base
HLEU	<ul style="list-style-type: none"> <li><b>S0</b> Limited Recline Synchro-Tilt</li> <li><b>Y2</b> Synchro-Tilt (+ \$65)</li> <li><b>Y3</b> Synchro-Tilt with Independent Back Angle (+ \$105)</li> <li><b>W5</b> Weight-Activated (+ \$150)</li> </ul>	<ul style="list-style-type: none"> <li><b>N</b> Armless</li> <li><b>F</b> Fixed Arms - Black (+ \$65)</li> <li><b>A</b> Height and Width Adjustable Arms (+ \$75)</li> <li><b>V</b> All-Adjustable Arms (includes pivot) (+ \$115)</li> <li><b>P</b> Fixed Arms - Polished (+ \$150)</li> </ul>	<ul style="list-style-type: none"> <li><b>A</b> All-Surface Caster</li> </ul>	See page 73	<ul style="list-style-type: none"> <li><b>SB</b> Standard Base</li> <li><b>PA</b> Polished Aluminum (+ \$110)</li> </ul>
HLEU	Y2	A	A	CU10	SB



Icon Legend on page 17

## HLWU



### TASK MID-BACK

#### Upholstered Back

- Pneumatic
- Swivel
- Synchro-tilt
- Tilt Tension
- Tilt Lock
- Integral Lumbar Support

Functions: **A, E, J, K, L, W**  
(Function Key on pages 18-19)

📌 See page 72 for additional specifications and dimensions.

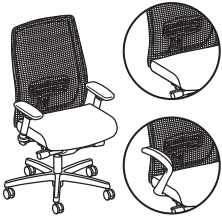
### DIMENSIONS

Depth:	28½	Back Width:	21¼
Width:	28½	Back Height:	25
Height:	44½	Cube:	11.1
Seat Depth:	15¾	COM:	2.0
Seat Width:	19¾	Weight Rating:	300 lbs.

### FABRIC PRICE CODES

<b>1</b>	<b>\$715</b>	<b>8</b>	<b>\$991</b>
<b>2</b>	<b>\$763</b>	<b>9</b>	<b>\$1027</b>
<b>3</b>	<b>\$811</b>	<b>10</b>	<b>\$1063</b>
<b>4</b>	<b>\$847</b>	<b>11</b>	<b>\$1099</b>
<b>5</b>	<b>\$883</b>	<b>12</b>	<b>\$1135</b>
<b>6</b>	<b>\$919</b>	<b>L</b>	<b>—</b>
<b>7</b>	<b>\$955</b>		

## HLWM



### TASK MID-BACK

#### 4-Way Stretch Back

- Pneumatic
- Swivel
- Synchro-tilt
- Tilt Tension
- Tilt Lock
- Integral Lumbar Support

Functions: **A, E, J, K, L, W**  
(Function Key on pages 18-19)

NOTES: For Mesh Back models, specify the 4-Way Stretch back option below. Headrest available on Mid-back 4-Way Stretch models only – Black only.

📌 See page 72 for additional specifications and dimensions.

### DIMENSIONS

Depth:	28½	Back Width:	19
Width:	28½	Back Height:	25
Height:	44½	Cube:	11.1
Seat Depth:	15¾	COM:	1.0
Seat Width:	19¾	Weight Rating:	300 lbs.

### FABRIC PRICE CODES

<b>1</b>	<b>\$715</b>	<b>8</b>	<b>\$853</b>
<b>2</b>	<b>\$739</b>	<b>9</b>	<b>\$871</b>
<b>3</b>	<b>\$763</b>	<b>10</b>	<b>\$889</b>
<b>4</b>	<b>\$781</b>	<b>11</b>	<b>\$907</b>
<b>5</b>	<b>\$799</b>	<b>12</b>	<b>\$925</b>
<b>6</b>	<b>\$817</b>	<b>L</b>	<b>\$915</b>
<b>7</b>	<b>\$835</b>		

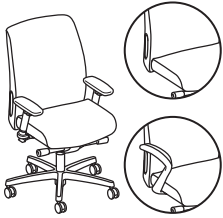
**HON Recommendation: HLWM.Y2.A.H.IM.CU\_\_SB.N - List Price \$855**

## HOW TO SPECIFY

Select Model Number	Select Control Type	Select Arm Type	Select Caster/Glide	Select Mesh Back	Select Fabric	Select Base	Select Head Rest
<b>S0</b> Limited Recline <b>Y2</b> Synchro-Tilt (+ \$65) <b>Y3</b> Synchro-Tilt with Independent Back Angle (+ \$105) <b>W5</b> Weight-Activated (+ \$150)	<b>N</b> Armless <b>F</b> Fixed Arms - Black (+ \$65) <b>A</b> Height and Width Adjustable Arms (+ \$75) <b>V</b> All-Adjustable Arms (includes pivot) (+ \$115) <b>P</b> Fixed Arms - Polished (+ \$150)	<b>H</b> Hard Caster <b>S</b> Soft Caster (+ \$30) <b>R</b> Roll Control Caster (+ \$50)	<b>IM</b> Black <b>IF</b> Fog <b>IC</b> Charcoal <b>IH</b> Chai <b>IY</b> Navy <i>Specify the back for Mesh Back models only</i>	See page 73	<b>SB</b> Standard Base <b>PA</b> Polished Aluminum (+ \$110)	<b>N</b> No Headrest <b>HR</b> Headrest (+ \$80) <i>Black only. Specify for model HLWM only</i>	
<b>HLWM</b>	<b>Y2</b>	<b>A</b>	<b>H</b>	<b>IM</b>	<b>CU10</b>	<b>SB</b>	<b>N</b>

**ENDORSE®**

Icon Legend on page 17

**HLTU****TASK LOW-BACK****Upholstered Back**

Pneumatic  
Swivel  
Synchro-tilt  
Tilt Tension  
Tilt Lock  
Integral Lumbar Support

Functions: **A, E, J, K, L, W**  
(Function Key on pages 18-19)

❗ Do not need to specify back option for Upholstered Back models. See page 72 for additional specifications and dimensions.

**DIMENSIONS**

Depth: 28½" Back Width: 19¾"  
Width: 28½" Back Height: 22¾"  
Height: 41¼" Cube: 11.1  
Seat Depth: 15½" COM: 2.0  
Seat Width: 18¾" Weight Rating: 300 lbs.

**FABRIC PRICE CODES**

1	\$665	8	\$941
2	\$713	9	\$977
3	\$761	10	\$1013
4	\$797	11	\$1049
5	\$833	12	\$1085
6	\$869	L	—
7	\$905		

**HLTM****TASK LOW-BACK****4-Way Stretch Back**

Pneumatic  
Swivel  
Synchro-tilt  
Tilt Tension  
Tilt Lock  
Integral Lumbar Support

Functions: **A, E, J, K, L, W**  
(Function Key on pages 18-19)

NOTES: For Mesh Back models, specify the 4-Way Stretch back option below.

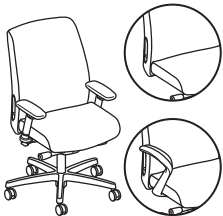
❗ See page 72 for additional specifications and dimensions.

**DIMENSIONS**

Depth: 28½" Back Width: 17¾"  
Width: 28½" Back Height: 21¾"  
Height: 40¼" Cube: 11.1  
Seat Depth: 15½" COM: 1.0  
Seat Width: 18¾" Weight Rating: 300 lbs.

**FABRIC PRICE CODES**

1	\$665	8	\$803
2	\$689	9	\$821
3	\$713	10	\$839
4	\$731	11	\$857
5	\$749	12	\$875
6	\$767	L	\$865
7	\$785		

**HLTP****TASK LOW-BACK****Plastic Outer Back**

Pneumatic  
Swivel  
Synchro-tilt  
Tilt Tension  
Tilt Lock  
Integral Lumbar Support

Functions: **A, E, J, K, L, W**  
(Function Key on pages 18-19)

❗ Do not need to specify back option for Plastic Outer Back models. See page 72 for additional specifications and dimensions.

**DIMENSIONS**

Depth: 28½" Back Width: 19¾"  
Width: 28½" Back Height: 22¾"  
Height: 41¼" Cube: 11.1  
Seat Depth: 15½" COM: 2.0  
Seat Width: 18¾" Weight Rating: 300 lbs.

**FABRIC PRICE CODES**

1	\$720	8	\$996
2	\$768	9	\$1032
3	\$816	10	\$1068
4	\$852	11	\$1104
5	\$888	12	\$1140
6	\$924	L	—
7	\$960		

**HON Recommendation: HLTM.Y2.A.H.IM.CU\_\_SB - List Price \$805**

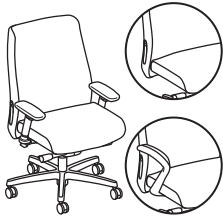
**HOW TO SPECIFY**

Select Model Number	Select Control Type	Select Arm Type	Select Caster/Glide	Select Mesh Back	Select Fabric	Select Base
<b>S0</b> Limited Recline <b>Y2</b> Synchro-Tilt <b>Y3</b> Synchro-Tilt with Independent Back Angle (+ \$105) <b>W5</b> Weight-Activated (+ \$150)	<b>N</b> Armless <b>F</b> Fixed Arms - Black (+ \$65) <b>A</b> Height and Width Adjustable Arms (+ \$75) <b>V</b> All-Adjustable Arms (includes pivot) (+ \$115) <b>P</b> Fixed Arms - Polished (+ \$150)	<b>H</b> Hard Caster <b>S</b> Soft Caster (+ \$30) <b>R</b> Roll Control Caster (+ \$50)	<b>4-Way Stretch options</b> <b>IM</b> Black <b>IF</b> Fog <b>IC</b> Charcoal <b>IH</b> Chai <b>IY</b> Navy <i>Specify the back for Mesh Back models only</i>	See page 73	<b>SB</b> Standard Base <b>PA</b> Polished Aluminum (+ \$110)	
<b>HLTM</b>	<b>Y2</b>	<b>A</b>	<b>H</b>	<b>IM</b>	<b>CU10</b>	<b>SB</b>



Icon Legend on page 17

**HLWUBT**



**TASK MID-BACK**

**Big and Tall Upholstered Back**

- Pneumatic
- Seat-glide
- Swivel
- Synchro-tilt
- Tilt Lock
- Side Tilt Tension
- Integral Lumbar Support

Functions: **A, D, E, A-D, J, L, W**  
(Function Key on pages 18-19)

**!** Do not need to specify back option for Upholstered Back models.

**DIMENSIONS**

Depth:	31½	Adjustable Arms Width:	21½-23¾
Width:	31½	Fixed Arms Width:	24
Height:	44⅝	Seat to Floor Height:	18-22¼
Seat Depth:	21	Usable Seat Depth:	17¾-19¼
Seat Width:	23	Ship Weight:	65
Back Width:	23½	Cube:	15.3
Back Height:	25	COM:	2.0
		Weight Rating:	450 lbs.

**FABRIC PRICE CODES**

<b>1</b>	<b>\$1190</b>	<b>8</b>	<b>\$1466</b>
<b>2</b>	<b>\$1238</b>	<b>9</b>	<b>\$1502</b>
<b>3</b>	<b>\$1286</b>	<b>10</b>	<b>\$1538</b>
<b>4</b>	<b>\$1322</b>	<b>11</b>	<b>\$1574</b>
<b>5</b>	<b>\$1358</b>	<b>12</b>	<b>\$1610</b>
<b>6</b>	<b>\$1394</b>	<b>L</b>	<b>—</b>
<b>7</b>	<b>\$1430</b>		

**HLWMBT**



**TASK MID-BACK**

**Big and Tall 4-Way Stretch Back**

- Pneumatic
- Seat-glide
- Swivel
- Synchro-tilt
- Tilt Lock
- Side Tilt Tension
- Integral Lumbar Support

Functions: **A, D, E, A-D, J, L, W**  
(Function Key on pages 18-19)

NOTES: For Mesh Back models, specify the 4-Way Stretch back option below. Headrest available on Mid-back 4-Way Stretch models only - Black only.

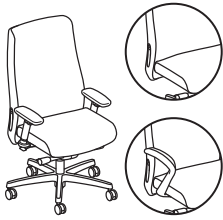
**DIMENSIONS**

Depth:	31½	Adjustable Arms Width:	21½-23¾
Width:	31½	Fixed Arms Width:	24
Height:	44⅝	Seat to Floor Height:	18-22¼
Seat Depth:	21	Usable Seat Depth:	17¼-18¾
Seat Width:	23	Ship Weight:	75
Back Width:	22½	Cube:	15.3
Back Height:	25¾	COM:	1.5
		Weight Rating:	450 lbs.

**FABRIC PRICE CODES**

<b>1</b>	<b>\$1190</b>	<b>8</b>	<b>\$1397</b>
<b>2</b>	<b>\$1226</b>	<b>9</b>	<b>\$1424</b>
<b>3</b>	<b>\$1262</b>	<b>10</b>	<b>\$1451</b>
<b>4</b>	<b>\$1289</b>	<b>11</b>	<b>\$1478</b>
<b>5</b>	<b>\$1316</b>	<b>12</b>	<b>\$1505</b>
<b>6</b>	<b>\$1343</b>	<b>L</b>	<b>\$1490</b>
<b>7</b>	<b>\$1370</b>		

**HLEUBT**



**EXECUTIVE HIGH-BACK**

**Big and Tall Upholstered Back**

- Pneumatic
- Seat-glide
- Swivel
- Synchro-tilt
- Tilt Lock
- Side Tilt Tension
- Integral Lumbar Support

Functions: **A, D, E, A-D, J, L, W**  
(Function Key on pages 18-19)

**!** Executive High-back Big and Tall models are available with an upholstered back only.

**DIMENSIONS**

Depth:	31½	Adjustable Arms Width:	21½-23¾
Width:	31½	Fixed Arms Width:	24
Height:	46⅝	Seat to Floor Height:	18-22¼
Seat Depth:	21	Usable Seat Depth:	17¾-19¼
Seat Width:	23	Ship Weight:	74
Back Width:	23¼	Cube:	16.0
Back Height:	28¼	COM:	2.0
		Weight Rating:	450 lbs.

**FABRIC PRICE CODES**

<b>1</b>	<b>\$1217</b>	<b>8</b>	<b>\$1493</b>
<b>2</b>	<b>\$1265</b>	<b>9</b>	<b>\$1529</b>
<b>3</b>	<b>\$1313</b>	<b>10</b>	<b>\$1565</b>
<b>4</b>	<b>\$1349</b>	<b>11</b>	<b>\$1601</b>
<b>5</b>	<b>\$1385</b>	<b>12</b>	<b>\$1637</b>
<b>6</b>	<b>\$1421</b>	<b>L</b>	<b>—</b>
<b>7</b>	<b>\$1457</b>		

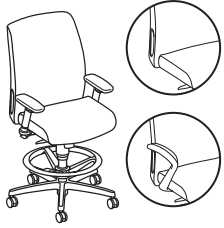
**HON Recommendation: HLWMBT.Y4.A.A.IM.CU\_\_SB.N - List Price \$1265**

**HOW TO SPECIFY**

Select Model Number	Select Control Type	Select Arm Type	Select Caster/Glide	Select Mesh Back	Select Fabric	Select Base	Select Head Rest
HLWMBT	Y4 <i>Y4 is the only control option for the Big and Tall models</i>	A <b>N</b> Armless <b>F</b> Fixed Arms - Black (+ \$65) <b>A</b> Height and Width Adjustable Arms (+ \$75) <b>V</b> All-Adjustable Arms (includes pivot) (+ \$115) <b>P</b> Fixed Arms - Polished (+ \$150)	A <b>A</b> All-surface Caster <i>All-surface caster available on Big and Tall models only</i>	IM 4-Way Stretch option <i>Black only</i> <b>IM</b> Black <i>Specify the back for Mesh Back models only</i>	CU10 See page 73	SB <b>SB</b> Standard Base	N <b>N</b> No Head Rest <b>HR</b> Head Rest (+ \$80) <i>Black only. Specify for model HLWMBT only</i>

**ENDORSE®**

Icon Legend on page 17

**HLTSU****STOOL****Upholstered Back**

Pneumatic  
Swivel  
Synchro-tilt  
Tilt Tension  
Tilt Lock  
Integral Lumbar Support

Functions: **A, E, J, K, L, W**  
(Function Key on pages 18-19)


❗ Do not need to specify back option for Upholstered Back models. See page 72 for additional specifications and dimensions.

**DIMENSIONS**

Depth: 28½      Back Width: 19¾  
Width: 28½      Back Height: 22¾  
Height: 53½      Cube: 11.1  
Seat Depth: 15½      COM: 2.0  
Seat Width: 18¾      Weight Rating: 300 lbs.

**FABRIC PRICE CODES**

1	\$794	8	\$1070
2	\$842	9	\$1106
3	\$890	10	\$1142
4	\$926	11	\$1178
5	\$962	12	\$1214
6	\$998	L	—
7	\$1034		

**HLTSM****STOOL****4-Way Stretch Back**

Pneumatic  
Swivel  
Synchro-tilt  
Tilt Tension  
Tilt Lock  
Integral Lumbar Support

Functions: **A, E, J, K, L, W**  
(Function Key on pages 18-19)

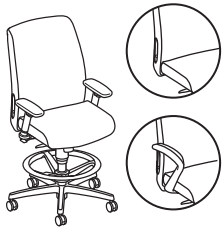
NOTES: For Mesh Back models, specify the 4-Way Stretch back option below. See page 72 for additional specifications and dimensions.

**DIMENSIONS**

Depth: 28½      Back Width: 17¾  
Width: 28½      Back Height: 21¾  
Height: 52½      Cube: 11.1  
Seat Depth: 15½      COM: 1.0  
Seat Width: 18¾      Weight Rating: 300 lbs.

**FABRIC PRICE CODES**

1	\$794	8	\$932
2	\$818	9	\$950
3	\$842	10	\$968
4	\$860	11	\$986
5	\$878	12	\$1004
6	\$896	L	\$994
7	\$914		

**HLTSP****STOOL****Plastic Outer Back**

Pneumatic  
Swivel  
Synchro-tilt  
Tilt Tension  
Tilt Lock  
Integral Lumbar Support

Functions: **A, E, J, K, L, W**  
(Function Key on pages 18-19)

❗ Do not need to specify back option for Outer Back models. See page 72 for additional specifications and dimensions.

**DIMENSIONS**

Depth: 28½      Back Width: 19¾  
Width: 28½      Back Height: 22¾  
Height: 52½      Cube: 11.1  
Seat Depth: 15½      COM: 2.0  
Seat Width: 18¾      Weight Rating: 300 lbs.

**FABRIC PRICE CODES**

1	\$850	8	\$1126
2	\$898	9	\$1162
3	\$946	10	\$1198
4	\$982	11	\$1234
5	\$1018	12	\$1270
6	\$1054	L	—
7	\$1090		

**HON Recommendation: HLTSM.S1.A.H.IM.CU\_\_SB - List Price \$889**

**HOW TO SPECIFY**

Select Model Number	Select Control Type	Select Arm Type	Select Caster/Glide	Select Mesh Back	Select Fabric	Select Base
HLTSM	<b>S0</b> Limited Recline Synchro-Tilt <b>S1</b> Limited Recline Synchro-Tilt w/ Seat Slider (+ \$20)	<b>N</b> Armless <b>F</b> Fixed Arms - Black (+ \$65) <b>A</b> Height and Width Adjustable Arms (+ \$75) <b>V</b> All-Adjustable Arms (includes pivot) (+ \$115) <b>P</b> Fixed Arms - Polished (+ \$150)	<b>H</b> Hard Caster <b>S</b> Soft Caster (+ \$30) <b>R</b> Roll Control Caster (+ \$50)	4-Way Stretch options <b>IM</b> Black <b>IF</b> Fog <b>IC</b> Charcoal <b>IH</b> Chai <b>IY</b> Navy <i>Specify the back for Mesh Back models only</i>	See page 73	<b>SB</b> Standard Base <b>PA</b> Polished Aluminum (+ \$110)
HLTSM	S1	A	H	IM	CU10	SB



### HL2DARM



#### ADJUSTABLE T-ARMS

Height and Width  
 Functions: **S**  
 (Function Key on pages 18-19)

#### DIMENSIONS

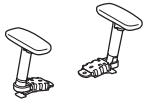
Adjustable Arms Width: 16¾-19¼  
 Height from Seat: 7¼-11  
 Ship Weight: 8 **S**  
 Cube: 1.0

#### LIST PRICE

**\$121**

! Available in Black only. No need to specify.

### HL4DARM



#### ALL-ADJUSTABLE ARMS

Height, Width, Depth and Pivot

#### DIMENSIONS

Adjustable Arms Width: 16¾-19¼  
 Height from Seat: 7¼-11  
 Ship Weight: 8 **S**  
 Cube: 1.0

#### LIST PRICE

**\$163**

! Available in Black only. No need to specify.

### HI2FHA



#### FIXED HEIGHT ARMS

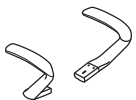
#### DIMENSIONS

Arm Width: 20  
 Height from Seat: 9½  
 Ship Weight: 7 **S**  
 Cube: 1.0

#### LIST PRICE

**\$111**

### HIPAA



#### POLISHED ALUMINUM ARMS

Fixed Height

#### DIMENSIONS

Arm Width: 20  
 Height from Seat: 9½  
 Ship Weight: 10 **S**  
 Cube: 1.0

#### LIST PRICE

**\$185**

### HLMSHHR



#### MESH HEADREST

#### DIMENSIONS

Mesh Width: 12  
 Mesh Height: 6  
 Ship Weight: 3 **S**  
 Cube: 1.0

#### QA DIMENSIONS

(Attachment Mechanism)

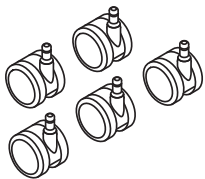
Width: 12  
 Depth: 6  
 Height: 12

#### LIST PRICE

**\$126**

! Available in Black Mesh (IM) only. For use with Mesh Mid-back models only.

### HSCASTER



#### SET OF 5 SOFT CASTERS

#### DIMENSIONS

Size: 60mm  
 Ship Weight: 2 **S**  
 Cube: 0.1

#### LIST PRICE

**\$30**

! Available in Black finish only, no specification needed.



# ENTIRE™ Mesh Chairs

OPEN MARKET



Icon Legend on page 17

## HVL541



### HIGH-BACK

Pneumatic  
Swivel  
Tilt  
Tilt Tension  
Tilt Lock  
Adjustable Lumbar  
Height-adjustable Arms

Functions: **A, E, F, K, L, Q, W**  
(Function Key on pages 18-19)

### DIMENSIONS

Depth:	28 <sup>3</sup> / <sub>8</sub>	Arm Width:	19 <sup>3</sup> / <sub>4</sub>
Width:	28 <sup>3</sup> / <sub>8</sub>	Seat to Floor Height:	17 <sup>3</sup> / <sub>4</sub> -22 <sup>1</sup> / <sub>2</sub>
Height:	43 <sup>3</sup> / <sub>8</sub>	Usable Seat Depth:	19 <sup>1</sup> / <sub>4</sub>
Seat Depth:	19 <sup>1</sup> / <sub>4</sub>	Ship Weight:	44 <b>Ⓢ</b>
Seat Width:	19 <sup>5</sup> / <sub>8</sub>	Cube:	4.0
Back Width:	16 <sup>3</sup> / <sub>4</sub>	Weight Rating:	250 lbs.
Back Height:	22 <sup>3</sup> / <sub>4</sub>		

### PRICE CODE

**Fabric**                      **\$362**

NOTES: Comfortable and breathable mesh back. Black fabric seat. Black frame. Height-adjustable arms. **HON 5-Year Limited Warranty.**

**HON Recommendation: HVL541.LH10 - List Price \$362**

## HOW TO SPECIFY

<p><b>Select Model Number</b></p>	<p><b>Select Fabric</b></p> <p>LH10 Black Fabric</p>
<p>H V L 5 4 1 .</p>	<p>L H 1 0</p>



# EXPOSURE™ Mesh Chairs

## HVL721



### HIGH-BACK

Pneumatic  
Swivel  
Synchronized Tilt  
Tilt Tension  
Tilt Lock  
Seat Glide Mechanism  
Adjustable Lumbar  
Height and Width Adjustable  
Arms

Functions: **A, D, E, J, K, L, S, W**  
(Function Key on pages 18-19)

NOTES: Available in Black SofThread™ Leather with Chrome accents. Available in Black fabric with Black accents. Comfortable and breathable mesh back. Adjustable seat glide mechanism. Height and width adjustable arms. Adjustable lumbar support. **HON 5-Year Limited Warranty.**

**!** LH10 Fabric only available with Black Frame/Base. SB11 Fabric only available with Chrome Frame/Base.

**HON Recommendation: HVL721.SB11 - List Price \$546**

### DIMENSIONS

Depth:	26¾	Arm Width:	16½-18¾
Width:	26½	Seat to Floor Height:	17½-22
Height:	42½	Usable Seat Depth:	17½-19½
Seat Depth:	17½-19½	Ship Weight:	40 <b>Ⓢ</b>
Seat Width:	19½	Cube:	5.5
Back Width:	18½	Weight Rating:	250 lbs.
Back Height:	24¼		

### PRICE CODE

<b>Fabric</b>	<b>\$499</b>
<b>Leather</b>	<b>\$546</b>

## HOW TO SPECIFY

Select  
Model Number

Select  
Fabric

**SB11** Black SofThread™ Leather  
**LH10** Black Fabric

H V L 7 2 1 .

S B 1 1

# FLOCK®



Flock Seating and Tables.

## FLOCK®

Break away. Come together. Wherever people migrate within a space, Flock is designed to support their needs. With a full collection of modular and comfortable seating elements and coordinating collaborative tables that work seamlessly together, you can make the most of every square inch of your space. Modular lounge chairs and ottomans stand alone or combine to create large arrangements. Multi-purpose stools and chairs add comfort to open spaces. Collaborative tables that bring the whole group together. Flock helps people interact with each other, challenge one another, and receive the support they need.



### CHAIR FEATURES

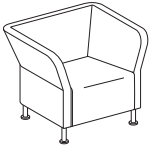
- Round and square lounge chairs are fully-upholstered.
- The contemporary aesthetic easily matches a variety of surroundings.
- Support everything from one-on-one conversations to large meetings.
- Choose from four leg options — standard, tapered round, tapered square or hard casters.
- Available in hundreds of quality HON fabrics.
- Warranted for users up to 300 lbs.

### COLLABORATIVE TABLES

- Choose from round, square, rectangle or racetrack shaped table tops.
- Optional grommets neatly route cords.
- Bases available in disc, T-leg and X-leg styles.
- Choose bases with or without footings.
- Each base includes leveling glides that adjust in 1" increments.
- Tops are available in eight laminate finishes.
- Bases are available in either **Textured Silver** or Textured Charcoal finish.

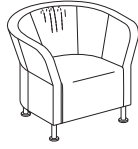
## MODEL OPTIONS

**HFLSC1**  
HFLSC1DF - Dual Fabric



**Lounge Chair**  
Square

**HFLRC1**  
HFLRC1DF - Dual Fabric



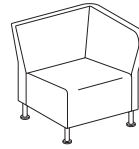
**Lounge Chair**  
Round

**HFLMC1**  
HFLMC1DF - Dual Fabric




**Modular Chair**

**HFLML1**  
HFLML1DF - Dual Fabric




**Modular**  
Left End

**HFLMR1**  
HFLMR1DF - Dual Fabric




**Modular**  
Right End

**HFLCC1**  
HFLCC1DF - Dual Fabric



**True Chair**  
Corner

**HFLW145**  
HFLW145DF - Dual Fabric



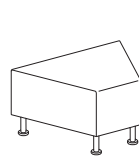
**Wedge**  
Inside

**HFLW045**  
HFLW045DF - Dual Fabric



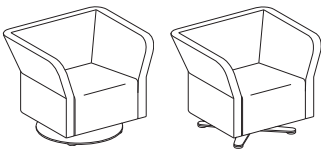
**Wedge**  
Outside

**HFL450**




**Wedge Ottoman**

**HFLSC1S**  
HFLSC1SDF - Dual Fabric



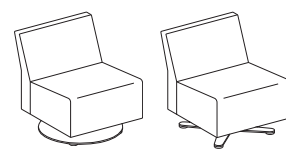
**Square Lounge Chair**  
Swivel Base or X-Base

**HFLRC1S**  
HFLRC1SDF - Dual Fabric



**Round Lounge Chair**  
Swivel Base or X-Base

**HFLMC1S**  
HFLMC1SDF - Dual Fabric



**Modular Chair**  
Swivel Base or X-Base

### LEG STYLE



CODE	DESCRIPTION	PRICE
<b>L</b>	Standard Leg	<b>+\$0</b>



<b>TS</b>	Tapered Square	<b>+\$0</b>
-----------	----------------	-------------



<b>TR</b>	Tapered Round	<b>+\$0</b>
-----------	---------------	-------------



<b>H</b>	Hard Casters	<b>+\$0</b>
----------	--------------	-------------

### LEG COLOR

CODE	DESCRIPTION	PRICE
<b>PR8</b>	Textured Silver	<b>+\$0</b>
<b>P7A</b>	Textured Charcoal	<b>+\$0</b>

*\*Specify PR8 & P7A for Standard Legs and Tapered Round & Tapered Square Legs only*

<b>T</b>	Black Hard Caster	<b>+\$0</b>
----------	-------------------	-------------

*\*Specify for Hard Caster option only*

# FLOCK® Fabric Options

## HON BRANDED FABRICS

### GRADE 1

Attire  
Centurion  
Compass  
Contourett Polyurethane  
Dapper  
Hamilton  
Inertia  
Optic\*

### GRADE 2

Appoint Seating  
Clyde  
Dotty  
Rush  
Seed\*  
Spin Seating\*  
Whisper Vinyl

### GRADE 3

In Season  
Purl  
Silvertext™ Vinyl

### GRADE L

Denver Leather

**For a complete list of fabrics, including partnership fabrics, go to [hon.com/fabricsandfinishes](http://hon.com/fabricsandfinishes).**

Flock® chair model HFLRC1 has fabric limitations, please see the Flock® seating pages 85-94 for details.

Reference Fabric Color Combinations on pages 20-24 for color codes and legend on page 21 for lead times.

🔥 For Fire Code model, availability and ordering method, refer to pages 28-31. Available on select models, contact HON Customer Support for availability.

⚠️ Due to the inherent characteristics of upholstery materials, the seat of Flock® may become more relaxed to show wrinkles over time.

## FLOCK® ROUND LOUNGE HFLRC1/DF HON BRANDED FABRICS

### GRADE 1

Centurion  
Compass  
Contourett Polyurethane  
Dapper  
Hamilton  
Inertia  
Optic

### GRADE 2

Appoint Seating  
Clyde  
Rush  
Seed\*  
Spin Seating\*  
Whisper Vinyl

### GRADE 3

In Season  
Purl  
Silvertext™ Vinyl

### GRADE L

Denver Leather

**For a complete list of fabrics, including partnership fabrics, go to [hon.com/fabricsandfinishes](http://hon.com/fabricsandfinishes).**

Reference Fabric Color Combinations on pages 20-24 for color codes and legend on page 21 for lead times.

\*Available on seat only.


🔥 For Fire Code model, availability and ordering method, refer to pages 28-31. Available on select models, contact HON Customer Support for availability.

⚠️ Due to the inherent characteristics of upholstery materials, the seat of Flock® may become more relaxed to show wrinkles over time.



Icon Legend on page 17

## HFLSC1



### LOUNGE CHAIR

Square

### DIMENSIONS

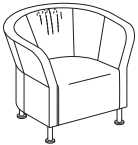
Depth:	28½	Arm Width:	27½
Width:	34¼	Seat to Floor Height:	17
Height:	28	Usable Seat Depth:	20½
Seat Depth:	20½	Ship Weight:	79
Seat Width:	21½	Cube:	21.9
Back Width:	21½	COM:	5.0
Back Height:	18½	Weight Rating:	300 lbs.

### FABRIC PRICE CODES

1	\$1759	8	\$2380
2	\$1867	9	\$2461
3	\$1975	10	\$2542
4	\$2056	11	\$2623
5	\$2137	12	\$2704
6	\$2218	L	\$2659
7	\$2299		

ⓘ Leg options – Standard Leg (L), Tapered Square (TS) and Tapered Round (TR) are available in Textured Silver (PR8) and Textured Charcoal (P7A) only. Hard Casters (H) are available on Black (T) only.

## HFLRC1



### LOUNGE CHAIR

Round

### DIMENSIONS

Depth:	29	Arm Width:	27½
Width:	33½	Seat to Floor Height:	17
Height:	28	Usable Seat Depth:	20½
Seat Depth:	20½	Ship Weight:	57
Seat Width:	20½	Cube:	21.9
Back Width:	20½	Weight Rating:	300 lbs.
Back Height:	18½		

### FABRIC PRICE CODES

1	\$1838	8	\$2390
2	\$1934	9	\$2462
3	\$2030	10	\$2534
4	\$2102	11	\$2606
5	\$2174	12	\$2678
6	\$2246	L	\$2638
7	\$2318		

Due to the inherent design of the Round Lounge chair, material gathers will be present in the back.

ⓘ Round Lounge models HFLRC1 / HFLRCIDF are offered in select fabrics; for availability, please see the Fabric Matrix on page 84. Also approved in limited Partnership Fabrics. Leg options – Standard Leg (L), Tapered Square (TS) and Tapered Round (TR) are available in Textured Silver (PR8) and Textured Charcoal (P7A) only. Hard Casters (H) are available on Black (T) only.  
 ⓘ Customer's Own Material (COM) is not available on Flock® model HFLRC1.

**HON Recommendation: HFLSC1.TS.PNS\_\_PR8 - List Price \$1867**

## HOW TO SPECIFY

<p><b>Select Model Number</b></p> <p>H F L S C 1</p>	<p><b>Select Leg Option</b></p> <p>L Standard Leg                  TS Tapered Square                  TR Tapered Round                  H Hard Casters</p> <p>T S</p>	<p><b>Select Fabric</b></p> <p>See page 84</p> <p>P N S 0 0 7</p>	<p><b>Select Leg Color</b></p> <p>PR8 Textured Silver                  P7A Textured Charcoal</p> <p><i>Specify for Standard, Tapered Round and Tapered Square legs only</i></p> <p>T Black Hard Caster  <i>Specify for Hard Caster option only</i></p> <p>P R 8</p>
--	---	---	---



## HFLMC1



### MODULAR CHAIR

### DIMENSIONS

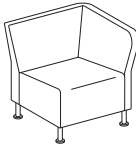
Depth:	28½	Seat to Floor Height:	17
Width:	25	Usable Seat Depth:	20½
Height:	28	Ship Weight:	54
Seat Depth:	20½	Cube:	21.9
Seat Width:	25	COM:	3.0
Back Width:	25	Weight Rating:	300 lbs.
Back Height:	18½		

### FABRIC PRICE CODES

1	\$1289	8	\$1703
2	\$1361	9	\$1757
3	\$1433	10	\$1811
4	\$1487	11	\$1865
5	\$1541	12	\$1919
6	\$1595	L	\$1889
7	\$1649		

! Leg options – Standard Leg (L), Tapered Square (TS) and Tapered Round (TR) are available in Textured Silver (PR8) and Textured Charcoal (P7A) only. Hard Casters (H) are available on Black (T) only.

## HFLML1



### MODULAR

#### Left End

### DIMENSIONS

Depth:	28½	Seat to Floor Height:	17
Width:	28½	Usable Seat Depth:	20½
Height:	28	Ship Weight:	72
Seat Depth:	20½	Cube:	21.9
Seat Width:	22¼	COM:	4.0
Back Width:	22¼	Weight Rating:	300 lbs.
Back Height:	18½		

### FABRIC PRICE CODES

1	\$1521	8	\$2073
2	\$1617	9	\$2145
3	\$1713	10	\$2217
4	\$1785	11	\$2289
5	\$1857	12	\$2361
6	\$1929	L	\$2321
7	\$2001		

! Leg options – Standard Leg (L), Tapered Square (TS) and Tapered Round (TR) are available in Textured Silver (PR8) and Textured Charcoal (P7A) only. Hard Casters (H) are available on Black (T) only.

## HFLMR1



### MODULAR

#### Right End

### DIMENSIONS

Depth:	28½	Seat to Floor Height:	17
Width:	28½	Usable Seat Depth:	20½
Height:	28	Ship Weight:	72
Seat Depth:	20½	Cube:	21.9
Seat Width:	22¼	COM:	4.0
Back Width:	22¼	Weight Rating:	300 lbs.
Back Height:	18½		

### FABRIC PRICE CODES

1	\$1521	8	\$2073
2	\$1617	9	\$2145
3	\$1713	10	\$2217
4	\$1785	11	\$2289
5	\$1857	12	\$2361
6	\$1929	L	\$2321
7	\$2001		

! Leg options – Standard Leg (L), Tapered Square (TS) and Tapered Round (TR) are available in Textured Silver (PR8) and Textured Charcoal (P7A) only. Hard Casters (H) are available on Black (T) only.

**HON Recommendation: HFLMC1.TS.PNS\_\_PR8 - List Price \$1361**


## HOW TO SPECIFY

<p><b>Select Model Number</b></p> <p>H F L M C 1</p>	<p><b>Select Leg Option</b></p> <p>L Standard Leg              TS Tapered Square              TR Tapered Round              H Hard Casters</p> <p>T S</p>	<p><b>Select Fabric</b></p> <p>See page 84</p> <p>P N S 0 0 7</p>	<p><b>Select Leg Color</b></p> <p>PR8 Textured Silver              P7A Textured Charcoal</p> <p><i>Specify for Standard, Tapered Round and Tapered Square legs only</i></p> <p>T Black Hard Caster  <i>Specify for Hard Caster option only</i></p> <p>P R 8</p>
--	---	---	---



Icon Legend on page 17

## HFLCC1



### TRUE CORNER CHAIR

### DIMENSIONS


Depth:	28½	Seat to Floor Height:	17
Width:	28½	Usable Seat Depth:	20½
Height:	28	Ship Weight:	60
Seat Depth:	20½	Cube:	21.9
Seat Width:	20½	COM:	4.0
Back Width:	22¼	Weight Rating:	300 lbs.
Back Height:	18½		

### FABRIC PRICE CODES

1	\$1513	8	\$2297
2	\$1609	9	\$2421
3	\$1705	10	\$2545
4	\$1801	11	\$2669
5	\$1925	12	\$2793
6	\$2049	L	\$2313
7	\$2173		

ⓘ Leg options – Standard Leg (L), Tapered Square (TS) and Tapered Round (TR) are available in Textured Silver (PR8) and Textured Charcoal (P7A) only.

## HFLWI45



### INSIDE WEDGE

### DIMENSIONS

Depth:	26¼	Seat to Floor Height:	17
Width:	31½	Usable Seat Depth:	19
Height:	28	Ship Weight:	45
Seat Depth:	19½	Cube:	21.9
Seat Width:	25¾	COM:	3.0
Back Width:	31½	Weight Rating:	300 lbs.
Back Height:	18½		

### FABRIC PRICE CODES

1	\$1513	8	\$2297
2	\$1609	9	\$2421
3	\$1705	10	\$2545
4	\$1801	11	\$2669
5	\$1925	12	\$2793
6	\$2049	L	\$2313
7	\$2173		

ⓘ Leg options – Standard Leg (L), Tapered Square (TS) and Tapered Round (TR) are available in Textured Silver (PR8) and Textured Charcoal (P7A) only.

## HFLWO45



### OUTSIDE WEDGE

### DIMENSIONS

Depth:	26¼	Seat to Floor Height:	17
Width:	32	Usable Seat Depth:	19
Height:	28	Ship Weight:	35
Seat Depth:	19½	Cube:	21.9
Seat Width:	32	COM:	3.0
Back Width:	16¼	Weight Rating:	300 lbs.
Back Height:	18½		

### FABRIC PRICE CODES

1	\$1513	8	\$2297
2	\$1609	9	\$2421
3	\$1705	10	\$2545
4	\$1801	11	\$2669
5	\$1925	12	\$2793
6	\$2049	L	\$2313
7	\$2173		

ⓘ Leg options – Standard Leg (L), Tapered Square (TS) and Tapered Round (TR) are available in Textured Silver (PR8) and Textured Charcoal (P7A) only.

**HON Recommendation: HFLCC1.TS.PNS\_\_\_.PR8 - List Price \$1513**

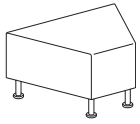
## HOW TO SPECIFY

<p><b>Select Model Number</b></p> <p>HFLCC1</p>	<p><b>Select Leg Option</b></p> <p>L Standard Leg TS Tapered Square TR Tapered Round</p> <p>TS</p>	<p><b>Select Fabric</b></p> <p>See page 84</p> <p>PNS007</p>	<p><b>Select Leg Color</b></p> <p>PR8 Textured Silver P7A Textured Charcoal</p> <p><i>Specify for Standard, Tapered Round and Tapered Square legs only</i></p> <p>PR8</p>
---	--	--	---





## HFL450



### WEDGE OTTOMAN

### DIMENSIONS

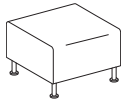
Depth:	23½	Usable Seat Depth:	23½
Width:	32	Ship Weight:	33
Height:	17	Cube:	12.6
Seat Depth:	23½	COM:	2.0
Seat Width:	32	Weight Rating:	300 lbs.
Seat to Floor Height:	17		

### FABRIC PRICE CODES

1	\$740	8	\$1132
2	\$788	9	\$1194
3	\$836	10	\$1256
4	\$884	11	\$1318
5	\$946	12	\$1380
6	\$1008	L	\$1140
7	\$1070		

! Leg options – Standard Leg (L), Tapered Square (TS) and Tapered Round (TR) are available in Textured Silver (PR8) and Textured Charcoal (P7A) only.

## HFLS01



### OTTOMAN

Square

### DIMENSIONS

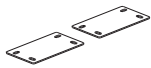
Depth:	25	Ship Weight:	30.0
Width:	25	Cube:	7.5
Height:	17	COM:	2.0
Seat Depth:	25	Weight Rating:	300 lbs.
Seat Width:	25		

### FABRIC PRICE CODES

1	\$745	8	\$1021
2	\$793	9	\$1057
3	\$841	10	\$1093
4	\$877	11	\$1129
5	\$913	12	\$1165
6	\$949	L	\$1145
7	\$985		

! Leg options – Standard Leg (L), Tapered Square (TS) and Tapered Round (TR) are available in Textured Silver (PR8) and Textured Charcoal (P7A) only. Hard Casters (H) are available on Black (T) only.

## HFLGANG



### GANGING BRACKET

For Flock® Modular Seating Models

- Can be used for in-line ganging ONLY
- Use bracket set to connect two models. Do not connect more than four models.
- No specification required for bracket

### DIMENSIONS

Ship Weight:	0.5
Cube:	0.1

### LIST PRICE

\$34

**HON Recommendation: HFLS01.TS.PNS\_\_PR8 - List Price \$793**

## HOW TO SPECIFY


<p><b>Select Model Number</b></p> <p>H F L S 0 1 .</p>	<p><b>Select Leg Option</b></p> <p>L Standard Leg              TS Tapered Square              TR Tapered Round              H Hard Casters</p> <p>T S .</p>	<p><b>Select Fabric</b></p> <p>See page 84</p> <p>P N S 0 0 7 .</p>	<p><b>Select Leg Color</b></p> <p>PR8 Textured Silver              P7A Textured Charcoal</p> <p><i>Specify for Standard, Tapered Round and Tapered Square legs only</i></p> <p>T Black Hard Caster  <i>Specify for Hard Caster option only</i></p> <p>P R 8</p>
--	---	---	---



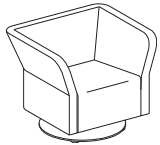
Icon Legend on page 17

## HFLSC1S

### SQUARE LOUNGE CHAIR W/ SWIVEL BASE



X-Base



Disc Base

#### DIMENSIONS

Depth:	28 <sup>9</sup> / <sub>16</sub>	Arm Width:	27 <sup>1</sup> / <sub>2</sub>
Width:	34 <sup>5</sup> / <sub>32</sub>	Seat to Floor Height:	17
Height:	28	Usable Seat Depth:	20 <sup>1</sup> / <sub>2</sub>
Seat Depth:	20 <sup>17</sup> / <sub>32</sub>	Ship Weight (X-base):	116
Seat Width:	21 <sup>1</sup> / <sub>2</sub>	Ship Weight (Round base):	148
Back Width:	21 <sup>1</sup> / <sub>2</sub>	Cube:	21.9
Back Height:	18 <sup>1</sup> / <sub>2</sub>	COM:	5.0
		Weight Rating:	300 lbs.

#### FABRIC PRICE CODES


1	\$2179	8	\$2800
2	\$2287	9	\$2881
3	\$2395	10	\$2962
4	\$2476	11	\$3043
5	\$2557	12	\$3124
6	\$2638	L	\$3079
7	\$2719		

## HFLRC1S

### ROUND LOUNGE CHAIR W/ SWIVEL BASE



X-Base



Disc Base

#### DIMENSIONS

Depth:	29 <sup>1</sup> / <sub>16</sub>	Arm Width:	27 <sup>1</sup> / <sub>2</sub>
Width:	33 <sup>5</sup> / <sub>32</sub>	Seat to Floor Height:	17
Height:	28	Usable Seat Depth:	20 <sup>1</sup> / <sub>2</sub>
Seat Depth:	20 <sup>1</sup> / <sub>2</sub>	Ship Weight (X-base):	94
Seat Width:	20 <sup>1</sup> / <sub>2</sub>	Ship Weight (Round base):	126
Back Width:	20 <sup>1</sup> / <sub>2</sub>	Cube:	21.9
Back Height:	18 <sup>1</sup> / <sub>2</sub>	Weight Rating:	300 lbs.

#### FABRIC PRICE CODES


1	\$2261	8	\$2813
2	\$2357	9	\$2885
3	\$2453	10	\$2957
4	\$2525	11	\$3029
5	\$2597	12	\$3101
6	\$2669	L	\$3061
7	\$2741		

## HFLMC1S

### MODULAR CHAIR W/ SWIVEL BASE



X-Base



Disc Base

#### DIMENSIONS

Depth:	28 <sup>1</sup> / <sub>2</sub>	Seat to Floor Height:	17
Width:	25	Usable Seat Depth:	20 <sup>1</sup> / <sub>2</sub>
Height:	28	Ship Weight (X-base):	91
Seat Depth:	20 <sup>1</sup> / <sub>2</sub>	Ship Weight (Round base):	123
Seat Width:	25	Cube:	21.9
Back Width:	25	COM:	3.0
Back Height:	18 <sup>1</sup> / <sub>2</sub>	Weight Rating:	300 lbs.

#### FABRIC PRICE CODES

1	\$1700	8	\$2114
2	\$1772	9	\$2168
3	\$1844	10	\$2222
4	\$1898	11	\$2276
5	\$1952	12	\$2330
6	\$2006	L	\$2300
7	\$2060		

HON Recommendation: HFLMC1S.X.PNS\_\_PR8 - List Price \$1700

## HOW TO SPECIFY

<p><b>Select Model Number</b></p> <p>H F L M C 1 S</p>	<p><b>Select Swivel Option</b></p> <p>X X Base D Disc Base</p> <p>X</p>	<p><b>Select Fabric</b></p> <p>See page 84</p> <p>P N S 0 0 7</p>	<p><b>Select Base Color</b></p> <p>PR8 Textured Silver P7A Textured Charcoal</p> <p>P R 8</p>
--	---	---	---


# FLOCK® Dual Fabric Collaborative

GSA SIN 711-16



Icon Legend on page 17

## HFLSC1DF



### LOUNGE CHAIR

**Dual Fabric**  
Square

### DIMENSIONS

Depth:	28½	Arm Width:	27½
Width:	34¼	Seat to Floor Height:	17
Height:	28	Usable Seat Depth:	20½
Seat Depth:	20½	Ship Weight:	48
Seat Width:	21½	Cube:	27.0
Back Width:	21½	COM:	See page 101
Back Height:	18½	Weight Rating:	300 lbs.


### FABRIC PRICE CODES

<b>1</b>	<b>\$1836</b>	
<i>Add to Base Price Above</i>		
	<b>Back</b>	<b>Seat</b>
<b>2</b>	<b>\$80</b>	<b>\$28</b>
<b>3</b>	<b>\$160</b>	<b>\$56</b>
<b>4</b>	<b>\$220</b>	<b>\$77</b>
<b>5</b>	<b>\$280</b>	<b>\$98</b>
<b>6</b>	<b>\$340</b>	<b>\$119</b>
<b>7</b>	<b>\$400</b>	<b>\$140</b>
<b>8</b>	<b>\$460</b>	<b>\$161</b>
<b>9</b>	<b>\$519</b>	<b>\$183</b>
<b>10</b>	<b>\$579</b>	<b>\$204</b>
<b>11</b>	<b>\$639</b>	<b>\$225</b>
<b>12</b>	<b>\$699</b>	<b>\$246</b>
<b>L</b>	<b>\$666</b>	<b>\$234</b>

For dual fabric models, start with the base price, then add the additional amount for the back and seat from the corresponding matrix to determine the final list price. Choose any combination of fabric grades for the back and seat.

Example: HFLSC1DF base price (\$1836) + Grade 2 back fabric (add \$80) + Grade 4 seat fabric (add \$77) = Total \$1993 List  
 HFLSC1DF base price (\$1836) + Grade 5 back fabric (add \$280) + Grade 3 seat fabric (add \$56) = Total \$2172 List

## HFLRC1DF



### LOUNGE CHAIR

**Dual Fabric**  
Round

### DIMENSIONS

Depth:	29	Arm Width:	27½
Width:	33½	Seat to Floor Height:	17
Height:	28	Usable Seat Depth:	20½
Seat Depth:	20½	Ship Weight:	39
Seat Width:	20½	Cube:	27.0
Back Width:	20½	Weight Rating:	300 lbs.
Back Height:	18½		

### FABRIC PRICE CODES

<b>1</b>	<b>\$1915</b>	
<i>Add to Base Price Above</i>		
	<b>Back</b>	<b>Seat</b>
<b>2</b>	<b>\$71</b>	<b>\$25</b>
<b>3</b>	<b>\$142</b>	<b>\$50</b>
<b>4</b>	<b>\$195</b>	<b>\$69</b>
<b>5</b>	<b>\$249</b>	<b>\$87</b>
<b>6</b>	<b>\$302</b>	<b>\$106</b>
<b>7</b>	<b>\$355</b>	<b>\$125</b>
<b>8</b>	<b>\$408</b>	<b>\$144</b>
<b>9</b>	<b>\$462</b>	<b>\$162</b>
<b>10</b>	<b>\$515</b>	<b>\$181</b>
<b>11</b>	<b>\$568</b>	<b>\$200</b>
<b>12</b>	<b>\$622</b>	<b>\$218</b>
<b>L</b>	<b>\$592</b>	<b>\$208</b>

NOTES: Due to the inherent design of the Round Lounge chair, material gathers will be present in the back.  
 ! Round Lounge models HFLRC1 / HFLRC1DF are offered in select fabrics; for availability, please see the Fabric Matrix on page 84. Also approved in limited Partnership Fabrics.

For dual fabric models, start with the base price, then add the additional amount for the back and seat from the corresponding matrix to determine the final list price. Choose any combination of fabric grades for the back and seat.

Example: HFLRC1DF base price (\$1915) + Grade 2 back fabric (add \$71) + Grade 4 seat fabric (add \$69) = Total \$2055 List  
 HFLRC1DF base price (\$1915) + Grade 5 back fabric (add \$249) + Grade 3 seat fabric (add \$50) = Total \$2214 List

**HON Recommendation: HFLSC1DF.TS.PNS\_\_PNS\_\_PR8 - List Price \$1944**


## HOW TO SPECIFY

<p><b>Select Model Number</b></p> <p>H F L S C 1 D F .</p>	<p><b>Select Leg Option</b></p> <p>L Standard Leg                  TS Tapered Square                  TR Tapered Round                  H Hard Casters</p> <p>T S .</p>	<p><b>Select Back Fabric</b></p> <p>See page 84</p> <p>P N S 0 0 4 .</p>	<p><b>Select Seat Fabric</b></p> <p>See page 84</p> <p>P N S 0 0 7 .</p>	<p><b>Select Leg Color</b></p> <p>PR8 Textured Silver                  P7A Textured Charcoal</p> <p><i>Specify for Standard, Tapered Round and Tapered Square legs only</i></p> <p>T Black Hard Caster</p> <p><i>Specify for Hard Caster option only</i></p> <p>P R 8</p>
--	---	--	--	---



# FLOCK® Dual Fabric Collaborative

## HFLMC1DF



### MODULAR CHAIR

Dual Fabric


### DIMENSIONS

Depth:	28½	Seat to Floor Height:	17
Width:	25	Usable Seat Depth:	20½
Height:	28	Ship Weight:	52
Seat Depth:	20½	Cube:	24.0
Seat Width:	25	COM:	See page 101
Back Width:	25	Weight Rating:	300 lbs.
Back Height:	18½		

### FABRIC PRICE CODES

<b>1</b>	<b>\$1366</b>	
<i>Add to Base Price Above</i>		
	<b>Back</b>	<b>Seat</b>
<b>2</b>	<b>\$36</b>	<b>\$36</b>
<b>3</b>	<b>\$72</b>	<b>\$72</b>
<b>4</b>	<b>\$99</b>	<b>\$99</b>
<b>5</b>	<b>\$126</b>	<b>\$126</b>
<b>6</b>	<b>\$153</b>	<b>\$153</b>
<b>7</b>	<b>\$180</b>	<b>\$180</b>
<b>8</b>	<b>\$207</b>	<b>\$207</b>
<b>9</b>	<b>\$234</b>	<b>\$234</b>
<b>10</b>	<b>\$261</b>	<b>\$261</b>
<b>11</b>	<b>\$288</b>	<b>\$288</b>
<b>12</b>	<b>\$315</b>	<b>\$315</b>
<b>L</b>	<b>\$300</b>	<b>\$300</b>

## HFLML1DF



### MODULAR LEFT END

Dual Fabric

### DIMENSIONS

Depth:	28½	Seat to Floor Height:	17
Width:	28½	Usable Seat Depth:	20½
Height:	28	Ship Weight:	72
Seat Depth:	20½	Cube:	24.0
Seat Width:	22¼	COM:	See page 101
Back Width:	22¼	Weight Rating:	300 lbs.
Back Height:	18½		

### FABRIC PRICE CODES

<b>1</b>	<b>\$1598</b>	
<i>Add to Base Price Above</i>		
	<b>Back</b>	<b>Seat</b>
<b>2</b>	<b>\$71</b>	<b>\$25</b>
<b>3</b>	<b>\$142</b>	<b>\$50</b>
<b>4</b>	<b>\$195</b>	<b>\$69</b>
<b>5</b>	<b>\$249</b>	<b>\$87</b>
<b>6</b>	<b>\$302</b>	<b>\$106</b>
<b>7</b>	<b>\$355</b>	<b>\$125</b>
<b>8</b>	<b>\$408</b>	<b>\$144</b>
<b>9</b>	<b>\$462</b>	<b>\$162</b>
<b>10</b>	<b>\$515</b>	<b>\$181</b>
<b>11</b>	<b>\$568</b>	<b>\$200</b>
<b>12</b>	<b>\$622</b>	<b>\$218</b>
<b>L</b>	<b>\$592</b>	<b>\$208</b>

**HON Recommendation: HFLMC1DF.TS.PNS\_\_PNS\_\_PR8 - List Price \$1438**

## HOW TO SPECIFY

<p><b>Select Model Number</b></p> <p>HFLMC1DF</p>	<p><b>Select Leg Option</b></p> <p>L Standard Leg                  TS Tapered Square                  TR Tapered Round                  H Hard Casters</p> <p>TS</p>	<p><b>Select Back Fabric</b></p> <p>See page 84</p> <p>PNS004</p>	<p><b>Select Seat Fabric</b></p> <p>See page 84</p> <p>PNS007</p>	<p><b>Select Leg Color</b></p> <p>PR8 Textured Silver                  P7A Textured Charcoal</p> <p><i>Specify for Standard, Tapered Round and Tapered Square legs only</i></p> <p>T Black Hard Caster  <i>Specify for Hard Caster option only</i></p> <p>PR8</p>
---	--	---	---	---


# FLOCK® Dual Fabric Collaborative

GSA SIN 711-17



Icon Legend on page 17

## HFLMR1DF



### MODULAR RIGHT END

Dual Fabric

### DIMENSIONS

Depth:	28½	Seat to Floor Height:	17
Width:	28½	Usable Seat Depth:	20½
Height:	28	Ship Weight:	72.0
Seat Depth:	20½	Cube:	24.0
Seat Width:	22¼	COM:	See page 101
Back Width:	22¼	Weight Rating:	300 lbs.
Back Height:	18½		

### FABRIC PRICE CODES

<b>1</b>	<b>\$1598</b>	
<i>Add to Base Price Above</i>		
	<b>Back</b>	<b>Seat</b>
<b>2</b>	<b>\$71</b>	<b>\$25</b>
<b>3</b>	<b>\$142</b>	<b>\$50</b>
<b>4</b>	<b>\$195</b>	<b>\$69</b>
<b>5</b>	<b>\$249</b>	<b>\$87</b>
<b>6</b>	<b>\$302</b>	<b>\$106</b>
<b>7</b>	<b>\$355</b>	<b>\$125</b>
<b>8</b>	<b>\$408</b>	<b>\$144</b>
<b>9</b>	<b>\$462</b>	<b>\$162</b>
<b>10</b>	<b>\$515</b>	<b>\$181</b>
<b>11</b>	<b>\$568</b>	<b>\$200</b>
<b>12</b>	<b>\$622</b>	<b>\$218</b>
<b>L</b>	<b>\$592</b>	<b>\$208</b>

HON Recommendation: HFLMR1DF.TS.PNS\_\_\_.PNS\_\_\_.PR8 - List Price \$1694

## HOW TO SPECIFY


<p><b>Select Model Number</b></p> <p>HFLMR1DF .</p>	<p><b>Select Leg Option</b></p> <p>L Standard Leg  <b>TS</b> Tapered Square          TR Tapered Round          H Hard Casters</p> <p>TS .</p>	<p><b>Select Back Fabric</b></p> <p>See page 84</p> <p>PNS004 .</p>	<p><b>Select Seat Fabric</b></p> <p>See page 84</p> <p>PNS007 .</p>	<p><b>Select Leg Color</b></p> <p><b>PR8</b> Textured Silver  <b>P7A</b> Textured Charcoal</p> <p><i>Specify for Standard, Tapered Round and Tapered Square legs only</i></p> <p><b>T</b> Black Hard Caster  <i>Specify for Hard Caster option only</i></p> <p>PR8</p>
---	---	---	---	--



Icon Legend on page 17

# FLOCK® Dual Fabric Collaborative

## HFLCC1DF



### TRUE CORNER CHAIR

Dual Fabric

### DIMENSIONS


Depth:	28½	Seat to Floor Height:	17
Width:	28½	Usable Seat Depth:	21
Height:	28	Ship Weight:	60
Seat Depth:	20½	Cube:	21.9
Seat Width:	20½	COM:	4.0
Back Width:	22¼	Weight Rating:	300 lbs.
Back Height:	18½		

### FABRIC PRICE CODES

<b>1</b>	<b>\$1590</b>	
	<i>Add to Base Price Above</i>	
	<b>Back</b>	<b>Seat</b>
<b>2</b>	<b>\$48</b>	<b>\$48</b>
<b>3</b>	<b>\$96</b>	<b>\$96</b>
<b>4</b>	<b>\$144</b>	<b>\$144</b>
<b>5</b>	<b>\$206</b>	<b>\$206</b>
<b>6</b>	<b>\$268</b>	<b>\$268</b>
<b>7</b>	<b>\$330</b>	<b>\$330</b>
<b>8</b>	<b>\$392</b>	<b>\$392</b>
<b>9</b>	<b>\$454</b>	<b>\$454</b>
<b>10</b>	<b>\$516</b>	<b>\$516</b>
<b>11</b>	<b>\$578</b>	<b>\$578</b>
<b>12</b>	<b>\$640</b>	<b>\$640</b>
<b>L</b>	<b>\$400</b>	<b>\$400</b>

! Leg options – Standard Leg (L), Tapered Square (TS) and Tapered Round (TR) are available in **Textured Silver (PR8)** and Textured Charcoal (P7A) only. Hard Casters (H) are available on Black (T) only.

## HFLWI45DF



### INSIDE WEDGE

Dual Fabric

### DIMENSIONS


Depth:	26¼	Seat to Floor Height:	17
Width:	31½	Usable Seat Depth:	19
Height:	28	Ship Weight:	45
Seat Depth:	19½	Cube:	21.9
Seat Width:	25¾	COM:	3.0
Back Width:	31½	Weight Rating:	300 lbs.
Back Height:	18½		

### FABRIC PRICE CODES

<b>1</b>	<b>\$1590</b>	
	<i>Add to Base Price Above</i>	
	<b>Back</b>	<b>Seat</b>
<b>2</b>	<b>\$48</b>	<b>\$48</b>
<b>3</b>	<b>\$96</b>	<b>\$96</b>
<b>4</b>	<b>\$144</b>	<b>\$144</b>
<b>5</b>	<b>\$206</b>	<b>\$206</b>
<b>6</b>	<b>\$268</b>	<b>\$268</b>
<b>7</b>	<b>\$330</b>	<b>\$330</b>
<b>8</b>	<b>\$392</b>	<b>\$392</b>
<b>9</b>	<b>\$454</b>	<b>\$454</b>
<b>10</b>	<b>\$516</b>	<b>\$516</b>
<b>11</b>	<b>\$578</b>	<b>\$578</b>
<b>12</b>	<b>\$640</b>	<b>\$640</b>
<b>L</b>	<b>\$400</b>	<b>\$400</b>

! Leg options – Standard Leg (L), Tapered Square (TS) and Tapered Round (TR) are available in **Textured Silver (PR8)** and Textured Charcoal (P7A) only. Hard Casters (H) are available on Black (T) only.

## HFLWO45DF



### OUTSIDE WEDGE

Dual Fabric

### DIMENSIONS

Depth:	26¼	Seat to Floor Height:	17
Width:	32	Usable Seat Depth:	19
Height:	28	Ship Weight:	35
Seat Depth:	19½	Cube:	21.9
Seat Width:	32	COM:	3.0
Back Width:	16¼	Weight Rating:	300 lbs.
Back Height:	18½		

### FABRIC PRICE CODES

<b>1</b>	<b>\$1590</b>	
	<i>Add to Base Price Above</i>	
	<b>Back</b>	<b>Seat</b>
<b>2</b>	<b>\$48</b>	<b>\$48</b>
<b>3</b>	<b>\$96</b>	<b>\$96</b>
<b>4</b>	<b>\$144</b>	<b>\$144</b>
<b>5</b>	<b>\$206</b>	<b>\$206</b>
<b>6</b>	<b>\$268</b>	<b>\$268</b>
<b>7</b>	<b>\$330</b>	<b>\$330</b>
<b>8</b>	<b>\$392</b>	<b>\$392</b>
<b>9</b>	<b>\$454</b>	<b>\$454</b>
<b>10</b>	<b>\$516</b>	<b>\$516</b>
<b>11</b>	<b>\$578</b>	<b>\$578</b>
<b>12</b>	<b>\$640</b>	<b>\$640</b>
<b>L</b>	<b>\$400</b>	<b>\$400</b>

! Leg options – Standard Leg (L), Tapered Square (TS) and Tapered Round (TR) are available in **Textured Silver (PR8)** and Textured Charcoal (P7A) only. Hard Casters (H) are available on Black (T) only.

## HOW TO SPECIFY

**HON Recommendation: HFLCC1DF.TS.PNS\_\_\_.PNS\_\_\_.PR8 - List Price \$1686**

<p><b>Select Model Number</b></p> <p>HFLCC1DF.</p>	<p><b>Select Leg Option</b></p> <p>L Standard Leg                  TS Tapered Square                  TR Tapered Round                  H Hard Casters</p> <p>TS.</p>	<p><b>Select Back Fabric</b></p> <p>See page 84</p> <p>PNS004.</p>	<p><b>Select Seat Fabric</b></p> <p>See page 84</p> <p>PNS007.</p>	<p><b>Select Leg Color</b></p> <p><b>PR8</b> Textured Silver                  P7A Textured Charcoal</p> <p><i>Specify for Standard, Tapered Round and Tapered Square legs only</i></p> <p>T Black Hard Caster  <i>Specify for Hard Caster option only</i></p> <p>PR8</p>
--	---	--	--	--

# FLOCK® Dual Fabric Collaborative

GSA SIN 711-17




Icon Legend on page 17

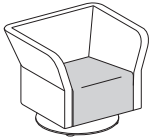
## HFLSC1SDF

### SQUARE LOUNGE CHAIR W/ SWIVEL BASE

Dual Fabric



X-Base



Disc Base

### DIMENSIONS

Depth:	28 <sup>9</sup> / <sub>16</sub>	Arm Width:	27 <sup>1</sup> / <sub>2</sub>
Width:	34 <sup>5</sup> / <sub>32</sub>	Seat to Floor Height:	17
Height:	28	Usable Seat Depth:	20 <sup>1</sup> / <sub>2</sub>
Seat Depth:	20 <sup>17</sup> / <sub>32</sub>	Ship Weight (X-base):	116
Seat Width:	21 <sup>1</sup> / <sub>2</sub>	Ship Weight (Round base):	148
Back Width:	21 <sup>1</sup> / <sub>2</sub>	Cube:	21.9
Back Height:	18 <sup>1</sup> / <sub>2</sub>	COM:	See page 101
		Weight Rating:	300 lbs.

### FABRIC PRICE CODES

<b>1</b>	<b>\$2258</b>	
	<i>Add to Base Price Above</i>	
	<b>Back</b>	<b>Seat</b>
<b>2</b>	<b>\$80</b>	<b>\$28</b>
<b>3</b>	<b>\$160</b>	<b>\$56</b>
<b>4</b>	<b>\$220</b>	<b>\$77</b>
<b>5</b>	<b>\$280</b>	<b>\$98</b>
<b>6</b>	<b>\$340</b>	<b>\$119</b>
<b>7</b>	<b>\$400</b>	<b>\$140</b>
<b>8</b>	<b>\$460</b>	<b>\$161</b>
<b>9</b>	<b>\$519</b>	<b>\$183</b>
<b>10</b>	<b>\$579</b>	<b>\$204</b>
<b>11</b>	<b>\$639</b>	<b>\$225</b>
<b>12</b>	<b>\$699</b>	<b>\$246</b>
<b>L</b>	<b>\$666</b>	<b>\$234</b>


## HFLRC1SDF

### ROUND LOUNGE CHAIR W/ SWIVEL BASE

Dual Fabric



X-Base



Disc Base

### DIMENSIONS

Depth:	29 <sup>1</sup> / <sub>16</sub>	Arm Width:	27 <sup>1</sup> / <sub>2</sub>
Width:	33 <sup>5</sup> / <sub>32</sub>	Seat to Floor Height:	17
Height:	28	Usable Seat Depth:	20 <sup>1</sup> / <sub>2</sub>
Seat Depth:	20 <sup>1</sup> / <sub>2</sub>	Ship Weight (X-base):	94
Seat Width:	20 <sup>1</sup> / <sub>2</sub>	Ship Weight (Round base):	126
Back Width:	20 <sup>1</sup> / <sub>2</sub>	Cube:	21.9
Back Height:	18 <sup>1</sup> / <sub>2</sub>	Weight Rating:	300 lbs.

### FABRIC PRICE CODES

<b>1</b>	<b>\$2339</b>	
	<i>Add to Base Price Above</i>	
	<b>Back</b>	<b>Seat</b>
<b>2</b>	<b>\$71</b>	<b>\$25</b>
<b>3</b>	<b>\$142</b>	<b>\$50</b>
<b>4</b>	<b>\$195</b>	<b>\$69</b>
<b>5</b>	<b>\$249</b>	<b>\$87</b>
<b>6</b>	<b>\$302</b>	<b>\$106</b>
<b>7</b>	<b>\$355</b>	<b>\$125</b>
<b>8</b>	<b>\$408</b>	<b>\$144</b>
<b>9</b>	<b>\$462</b>	<b>\$162</b>
<b>10</b>	<b>\$515</b>	<b>\$181</b>
<b>11</b>	<b>\$568</b>	<b>\$200</b>
<b>12</b>	<b>\$622</b>	<b>\$218</b>
<b>L</b>	<b>\$592</b>	<b>\$208</b>

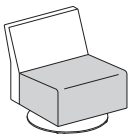
## HFLMC1SDF

### MODULAR CHAIR W/ SWIVEL BASE

Dual Fabric



X-Base



Disc Base

### DIMENSIONS

Depth:	28 <sup>1</sup> / <sub>2</sub>	Seat to Floor Height:	17
Width:	25	Usable Seat Depth:	20 <sup>1</sup> / <sub>2</sub>
Height:	28 <sup>1</sup> / <sub>2</sub>	Ship Weight (X-base):	91
Seat Depth:	20 <sup>1</sup> / <sub>2</sub>	Ship Weight (Round base):	123
Seat Width:	25	Cube:	21.9
Back Width:	25	COM:	See page 101
Back Height:	18 <sup>1</sup> / <sub>2</sub>	Weight Rating:	300 lbs.

### FABRIC PRICE CODES

<b>1</b>	<b>\$1780</b>	
	<i>Add to Base Price Above</i>	
	<b>Back</b>	<b>Seat</b>
<b>2</b>	<b>\$36</b>	<b>\$36</b>
<b>3</b>	<b>\$72</b>	<b>\$72</b>
<b>4</b>	<b>\$99</b>	<b>\$99</b>
<b>5</b>	<b>\$126</b>	<b>\$126</b>
<b>6</b>	<b>\$153</b>	<b>\$153</b>
<b>7</b>	<b>\$180</b>	<b>\$180</b>
<b>8</b>	<b>\$207</b>	<b>\$207</b>
<b>9</b>	<b>\$234</b>	<b>\$234</b>
<b>10</b>	<b>\$261</b>	<b>\$261</b>
<b>11</b>	<b>\$288</b>	<b>\$288</b>
<b>12</b>	<b>\$315</b>	<b>\$315</b>
<b>L</b>	<b>\$300</b>	<b>\$300</b>

HON Recommendation: HFLMC1SDF.X.PNS\_\_PNS\_\_PR8 - List Price \$1852

## HOW TO SPECIFY

<b>Select Model Number</b> H F L M C 1 S D F	<b>Select Swivel Option</b> X X Base D Disc Base	<b>Select Back Fabric</b> See page 84	<b>Select Seat Fabric</b> See page 84	<b>Select Base Color</b> PR8 Textured Silver P7A Textured Charcoal
H F L M C 1 S D F .	X .	P N S 0 0 4 .	P N S 0 0 7 .	P R 8

## MODEL OPTIONS

HFSS7



Stool

**HFCG6**  
HFCG6DF - Dual Fabric



**Guest Chair**  
Casual

**HFCL1**  
HFCL1DF - Dual Fabric



**Lounge Chair**  
Casual

**HFSS74L**  
HFSS74LDF - Dual Fabric



**Stool**  
4-Leg

### SHELL COLOR

CODE	DESCRIPTION	PRICE
<b>LA</b>	Lava	<b>+\$0</b>
<b>ON</b>	Onyx	<b>+\$0</b>
<b>PT</b>	Platinum	<b>+\$0</b>
<b>SD</b>	Shadow	<b>+\$0</b>

*\*Available for model HFSS7 only*

### FRAME

CODE	DESCRIPTION	PRICE
<b>PR8</b>	Textured Silver	<b>+\$0</b>
<b>P7A</b>	Textured Charcoal	<b>+\$0</b>

*\*P7A available for model HFSS7 only*



# FLOCK® Fabric Options

## HON BRANDED FABRICS

### GRADE 1

Attire  
Centurion  
Compass  
Contourett Polyurethane  
Dapper  
Hamilton  
Inertia  
Optic\*

### GRADE 2

Appoint Seating  
Clyde  
Doty  
Rush  
Seed\*  
Spin Seating\*  
Whisper Vinyl

### GRADE 3

In Season  
Purl  
Silvertex™ Vinyl

### GRADE L

Denver Leather

**For a complete list of fabrics, including partnership fabrics, go to [hon.com/fabricsandfinishes](http://hon.com/fabricsandfinishes).**

Flock® chair models HFLRC1 and HFLRC1DF have fabric limitations, please see the Flock® seating pages 85-94 and 97 for details. Reference Fabric Color Combinations on pages 20-24 for color codes and legend on page 21 for lead times.

🔥 For Fire Code model, availability and ordering method, refer to pages 28-31. Available on select models, contact HON Customer Support for availability.

## FLOCK® ROUND LOUNGE HFLRC1/DF HON BRANDED FABRICS

### GRADE 1

Centurion  
Compass  
Contourett Polyurethane  
Dapper  
Hamilton  
Inertia  
Optic\*

### GRADE 2

Appoint Seating  
Clyde  
Rush  
Seed\*  
Spin Seating\*  
Whisper Vinyl

### GRADE 3

In Season  
Purl  
Silvertex™ Vinyl

### GRADE L

Denver Leather

**For a complete list of fabrics, including partnership fabrics, go to [hon.com/fabricsandfinishes](http://hon.com/fabricsandfinishes).**

Flock® chair model HFLRC1 has fabric limitations, please see the Flock® seating pages 85-94 for details.

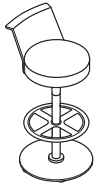
\*Available on seat only.

Reference Fabric Color Combinations on pages 20-24 for color codes and legend on page 21 for lead times.

🔥 For Fire Code model, availability and ordering method, refer to pages 28-31. Available on select models, contact HON Customer Support for availability.



## HFSS7



### STOOL

### DIMENSIONS

Depth:	18	Seat to Floor Height:	31
Width:	18	Usable Seat Depth:	15¾
Height:	39½	Ship Weight:	57
Seat Depth:	15¾	Cube:	11.0
Seat Width:	15¾	COM:	1.5
Back Width:	15¾	Weight Rating:	300 lbs.
Back Height:	8		

### FABRIC PRICE CODES

1	\$779	8	\$986
2	\$815	9	\$1013
3	\$851	10	\$1040
4	\$878	11	\$1067
5	\$905	12	\$1094
6	\$932	L	\$1079
7	\$959		

! Customer's Own Material (COM) is not available on Flock® models HFLRC1 or HFSS7.

**HON Recommendation: HFSS7.PT.PNS\_\_PR8 - List Price \$815**

## HOW TO SPECIFY

Select Model Number

HFSS7 .

Select Shell Color

- LA Lava
- ON Onyx
- PT Platinum
- SD Shadow

PT .

Select Fabric

See page 96

PNS007 .

Select Frame

- PR8 Textured Silver
- P7A Textured Charcoal

PR8



## HF CG6



SIN 711-17

### GUEST CHAIR

Casual

### DIMENSIONS

Depth:	23 <sup>5</sup> / <sub>16</sub>	Seat to Floor Height:	18 <sup>3</sup> / <sub>4</sub>
Width:	19	Usable Seat Depth:	16 <sup>7</sup> / <sub>8</sub>
Height:	32 <sup>1</sup> / <sub>2</sub>	Ship Weight:	24
Seat Depth:	16 <sup>7</sup> / <sub>8</sub>	Cube:	10.4
Seat Width:	19	COM:	1.8
Back Width:	19	Weight Rating:	300 lbs.
Back Height:	14 <sup>1</sup> / <sub>4</sub>		

### FABRIC PRICE CODES

1	\$584	8	\$860
2	\$632	9	\$896
3	\$680	10	\$932
4	\$716	11	\$968
5	\$752	12	\$1004
6	\$788	L	\$984
7	\$824		

## HF CL1



SIN 711-17

### LOUNGE CHAIR

Casual

### DIMENSIONS

Depth:	25	Seat to Floor Height:	18 <sup>3</sup> / <sub>4</sub>
Width:	22	Usable Seat Depth:	17 <sup>1</sup> / <sub>2</sub>
Height:	32 <sup>1</sup> / <sub>16</sub>	Ship Weight:	28
Seat Depth:	17 <sup>1</sup> / <sub>2</sub>	Cube:	12.6
Seat Width:	22	COM:	2.0
Back Width:	22	Weight Rating:	300 lbs.
Back Height:	14 <sup>1</sup> / <sub>8</sub>		

### FABRIC PRICE CODES

1	\$672	8	\$948
2	\$720	9	\$984
3	\$768	10	\$1020
4	\$804	11	\$1056
5	\$840	12	\$1092
6	\$876	L	\$1072
7	\$912		

## HF SS74L



SIN 711-18

### STOOL

4-Leg

### DIMENSIONS

Depth:	21 <sup>7</sup> / <sub>8</sub>	Seat to Floor Height:	30
Width:	18	Usable Seat Depth:	15 <sup>7</sup> / <sub>8</sub>
Height:	40 <sup>7</sup> / <sub>8</sub>	Ship Weight:	35
Seat Depth:	15 <sup>7</sup> / <sub>8</sub>	Cube:	21.8
Seat Width:	18	COM:	1.9
Back Width:	18	Weight Rating:	300 lbs.
Back Height:	10 <sup>7</sup> / <sub>8</sub>		

### FABRIC PRICE CODES

1	\$727	8	\$1003
2	\$775	9	\$1039
3	\$823	10	\$1075
4	\$859	11	\$1111
5	\$895	12	\$1147
6	\$931	L	\$1127
7	\$967		

HON Recommendation: HFSS74L.PNS\_\_PR8 - List Price \$775

## HOW TO SPECIFY

<p><b>Select Model Number</b></p> <p>HFSS74L</p>	<p><b>Select Fabric</b></p> <p>See page 96</p> <p>PNS007</p>	<p><b>Select Frame</b></p> <p>PR8 Textured Silver (only)</p> <p>PR8</p>
--	--	---



## HFSG6DF



### CASUAL GUEST CHAIR

Dual Fabric

### DIMENSIONS

Depth:	23 <sup>5</sup> / <sub>16</sub>	Seat to Floor Height:	18 <sup>3</sup> / <sub>4</sub>
Width:	19	Usable Seat Depth:	16 <sup>7</sup> / <sub>8</sub>
Height:	32 <sup>1</sup> / <sub>2</sub>	Ship Weight:	24
Seat Depth:	16 <sup>7</sup> / <sub>8</sub>	Cube:	10.4
Seat Width:	19	COM:	See page 101
Back Width:	19	Weight Rating:	300 lbs.
Back Height:	14 <sup>1</sup> / <sub>4</sub>		

### FABRIC PRICE CODES

1	<b>\$661</b>	
	<i>Add to Base Price Above</i>	
	<b>Back</b>	<b>Seat</b>
2	\$24	\$24
3	\$48	\$48
4	\$66	\$66
5	\$84	\$84
6	\$102	\$102
7	\$120	\$120
8	\$138	\$138
9	\$156	\$156
10	\$174	\$174
11	\$192	\$192
12	\$210	\$210
L	\$200	\$200

## HFCL1DF



### CASUAL LOUNGE CHAIR

Dual Fabric

### DIMENSIONS

Depth:	25	Seat to Floor Height:	18 <sup>3</sup> / <sub>4</sub>
Width:	22	Usable Seat Depth:	17 <sup>1</sup> / <sub>2</sub>
Height:	32 <sup>1</sup> / <sub>2</sub>	Ship Weight:	28
Seat Depth:	17 <sup>1</sup> / <sub>2</sub>	Cube:	12.6
Seat Width:	22	COM:	See page 101
Back Width:	22	Weight Rating:	300 lbs.
Back Height:	14 <sup>1</sup> / <sub>8</sub>		

### FABRIC PRICE CODES

1	<b>\$749</b>	
	<i>Add to Base Price Above</i>	
	<b>Back</b>	<b>Seat</b>
2	\$24	\$24
3	\$48	\$48
4	\$66	\$66
5	\$84	\$84
6	\$102	\$102
7	\$120	\$120
8	\$138	\$138
9	\$156	\$156
10	\$174	\$174
11	\$192	\$192
12	\$210	\$210
L	\$200	\$200

## HFSS74LDF



### 4-LEG STOOL

Dual Fabric

### DIMENSIONS

Depth:	21 <sup>7</sup> / <sub>8</sub>	Seat to Floor Height:	30
Width:	18	Usable Seat Depth:	15 <sup>7</sup> / <sub>8</sub>
Height:	40 <sup>7</sup> / <sub>8</sub>	Ship Weight:	35
Seat Depth:	15 <sup>7</sup> / <sub>8</sub>	Cube:	21.8
Seat Width:	18	COM:	See page 101
Back Width:	18	Weight Rating:	300 lbs.
Back Height:	10 <sup>7</sup> / <sub>8</sub>		

### FABRIC PRICE CODES

1	<b>\$805</b>	
	<i>Add to Base Price Above</i>	
	<b>Back</b>	<b>Seat</b>
2	\$24	\$24
3	\$48	\$48
4	\$66	\$66
5	\$84	\$84
6	\$102	\$102
7	\$120	\$120
8	\$138	\$138
9	\$156	\$156
10	\$174	\$174
11	\$192	\$192
12	\$210	\$210
L	\$200	\$200

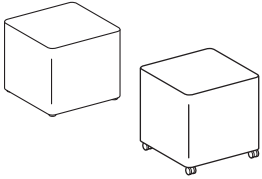
**HON Recommendation: HFSS74LDF.PNS\_\_PNS\_\_.PR8 - List Price \$853**

## HOW TO SPECIFY

<p><b>Select Model Number</b></p> <p>HFSS74LDF</p>	<p><b>Select Back Fabric</b></p> <p>See page 96</p> <p>PNS004</p>	<p><b>Select Seat Fabric</b></p> <p>See page 96</p> <p>PNS007</p>	<p><b>Select Frame</b></p> <p>PR8 Textured Silver (only)</p> <p>PR8</p>
--	---	---	---


## MODEL OPTIONS

HFLCO1  
HFLCO1DF - Dual Fabric



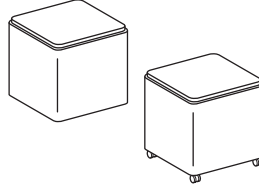
Mini Cube

HFLYO1  
HFLYO1DF - Dual Fabric




Mini Cylinder

HFLCO1T  
HFLCO1TDF - Dual Fabric



Square Mini with Laminate  
Topper

HFLYO1T  
HFLYO1TDF - Dual Fabric



Round Mini with Laminate  
Topper

## CASTER/ GLIDES

CODE	DESCRIPTION	PRICE
<b>H</b>	Hard Caster	<b>+\$0</b>
<b>HG</b>	Hidden Glide	<b>+\$0</b>
<b>LPR8</b>	Textured Silver Disc Glide	<b>+\$45</b>
<b>LP7A</b>	Textured Charcoal Disc Glide	<b>+\$45</b>

## DUAL FABRIC COM YARDAGE

Due to fabric pattern nesting and potential reduction of fabric yield, some dual fabric models may require more total yardage than standard models.

MODEL	BACK COM	SEAT COM
HFLSCIDF	3.6	1.4
HFLMCIDF	1.6	1.5
HFLMLIDF	2.9	1.4
HFLMRIDF	2.9	1.4
HFCG6DF	1.8	1.9
HFCLIDF	1.8	2.0
HFSS74LDF	1.4	1.9
HFLWI45DF	2.3	1.4
HFLWO45DF	1.0	1.4
HFLCCIDF	2.3	1.4
HFLSCISDF	3.6	1.4
HFLMCISDF	1.6	1.5
	TOP	SIDE
HFLCOIDF	0.7	1.2
HFLYOIDF	0.7	1.2
HFLCOTTDF	0.7	1.2
HFLYOITDF	0.7	1.2

## HON BRANDED FABRICS

### GRADE 1

Attire  
Centurion  
Compass  
Contourett Polyurethane  
Dapper  
Hamilton  
Inertia  
Optic

### GRADE 2

Appoint Seating  
Clyde  
Dotty  
Rush  
Seed\*  
Spin Seating  
Whisper Vinyl

### GRADE 3

In Season  
Purl  
Silvertex™ Vinyl

### GRADE L

Denver Leather

**For a complete list of fabrics, including partnership fabrics, go to [hon.com/fabricsandfinishes](http://hon.com/fabricsandfinishes).**

Flock® chair model HFLRC1 has fabric limitations, please see the Flock® seating pages 85-94 for details.

\*Available on seat only.

Reference Fabric Color Combinations on pages 20-24 for color codes and legend on page 21 for lead times.

🔥 For Fire Code model, availability and ordering method, refer to pages 28-31. Available on select models, contact HON Customer Support for availability.

# FLOCK® Mini Cube and Cylinders

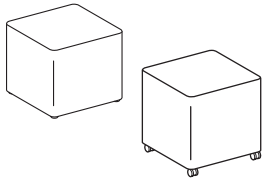
GSA SIN 711-17



Icon Legend on page 17

## HFLCO1

### MINI CUBE



### DIMENSIONS

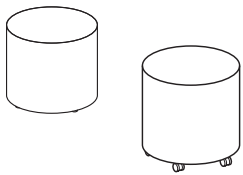
Depth:	18½	Seat to Floor Height:	17
Width:	18½	Usable Seat Depth:	18½
Height:	17	Ship Weight:	15 <b>Ⓢ</b>
Seat Depth:	18½	Cube:	5.0
Seat Width:	18½	COM:	1.8
		Weight Rating:	300 lbs.

### FABRIC PRICE CODES

1	\$450	8	\$657
2	\$486	9	\$684
3	\$522	10	\$711
4	\$549	11	\$738
5	\$576	12	\$765
6	\$603	L	\$750
7	\$630		

## HFLYO1

### MINI CYLINDER



### DIMENSIONS

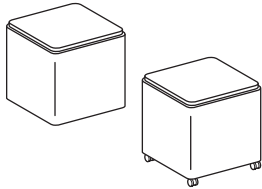
Depth:	18½	Seat to Floor Height:	17
Width:	18½	Usable Seat Depth:	18½
Height:	17	Ship Weight:	13 <b>Ⓢ</b>
Seat Depth:	18½	Cube:	5.0
Seat Width:	18½	COM:	1.2
		Weight Rating:	300 lbs.

### FABRIC PRICE CODES

1	\$450	8	\$657
2	\$486	9	\$684
3	\$522	10	\$711
4	\$549	11	\$738
5	\$576	12	\$765
6	\$603	L	\$750
7	\$630		

## HFLCO1T

### SQUARE MINI WITH LAMINATE TOPPER



### DIMENSIONS

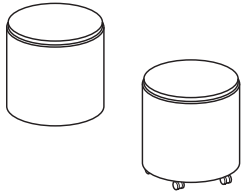
Depth:	18½	Seat to Floor Height:	17¾
Width:	18½	Usable Seat Depth:	18½
Height:	17¾	Ship Weight:	24
Seat Depth:	18½	Cube:	5.4
Seat Width:	18½	COM:	1.8
		Weight Rating:	300 lbs.

### FABRIC PRICE CODES

1	\$571	8	\$778
2	\$607	9	\$805
3	\$643	10	\$832
4	\$670	11	\$859
5	\$697	12	\$886
6	\$724	L	\$871
7	\$751		

## HFLYO1T

### ROUND MINI WITH LAMINATE TOPPER



### DIMENSIONS

Depth:	18½	Seat to Floor Height:	17¾
Width:	18½	Usable Seat Depth:	18½
Height:	17¾	Ship Weight:	24
Seat Depth:	18½	Cube:	5.4
Seat Width:	18½	COM:	1.8
		Weight Rating:	300 lbs.

### FABRIC PRICE CODES

1	\$571	8	\$778
2	\$607	9	\$805
3	\$643	10	\$832
4	\$670	11	\$859
5	\$697	12	\$886
6	\$724	L	\$871
7	\$751		

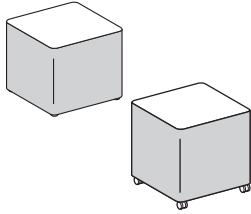
**HON Recommendation: HFLYO1.LPR8.PNS\_\_ - List Price \$531**

## HOW TO SPECIFY

<b>Select Model Number</b>  HFLYO1 HFLYO1T	<b>Select Glide</b>  H Caster HG Hidden Glide LPR8 Textured Silver Disc Glide (+ \$45) LP7A Textured Charcoal Disc Glide (+ \$45)	<b>Select Fabric</b>  See page 101  PNS007 PNS007	<b>Select Laminate and Edgeband Color</b>  See page 105 L2 (+ \$10)  NN
---	--	--	--

# Dual Fabric Mini Cube and Cylinder

## HFLCO1DF



### MINI CUBE

Dual Fabric

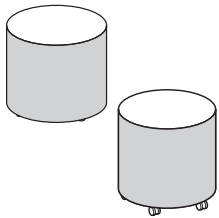
### DIMENSIONS

Depth:	18½	Seat to Floor Height:	17
Width:	18½	Usable Seat Depth:	18½
Height:	17	Ship Weight:	15 <b>S</b>
Seat Depth:	18½	Cube:	5.0
Seat Width:	18½	COM:	See page 101
		Weight Rating:	300 lbs.

### FABRIC PRICE CODES

<b>1</b>	<b>\$528</b>	
<i>Add to Base Price Above</i>		
	<b>Top</b>	<b>Sides</b>
<b>2</b>	<b>\$11</b>	<b>\$25</b>
<b>3</b>	<b>\$22</b>	<b>\$50</b>
<b>4</b>	<b>\$30</b>	<b>\$69</b>
<b>5</b>	<b>\$38</b>	<b>\$88</b>
<b>6</b>	<b>\$46</b>	<b>\$107</b>
<b>7</b>	<b>\$54</b>	<b>\$126</b>
<b>8</b>	<b>\$62</b>	<b>\$145</b>
<b>9</b>	<b>\$70</b>	<b>\$164</b>
<b>10</b>	<b>\$78</b>	<b>\$183</b>
<b>11</b>	<b>\$86</b>	<b>\$202</b>
<b>12</b>	<b>\$95</b>	<b>\$221</b>
<b>L</b>	<b>\$90</b>	<b>\$210</b>

## HFLYO1DF



### MINI CYLINDER

Dual Fabric

### DIMENSIONS

Depth:	18½	Seat to Floor Height:	17
Width:	18½	Usable Seat Depth:	18½
Height:	17	Ship Weight:	13 <b>S</b>
Seat Depth:	18½	Cube:	5.0
Seat Width:	18½	COM:	See page 101
		Weight Rating:	300 lbs.

### FABRIC PRICE CODES

<b>1</b>	<b>\$528</b>	
<i>Add to Base Price Above</i>		
	<b>Top</b>	<b>Sides</b>
<b>2</b>	<b>\$11</b>	<b>\$25</b>
<b>3</b>	<b>\$22</b>	<b>\$50</b>
<b>4</b>	<b>\$30</b>	<b>\$69</b>
<b>5</b>	<b>\$38</b>	<b>\$88</b>
<b>6</b>	<b>\$46</b>	<b>\$107</b>
<b>7</b>	<b>\$54</b>	<b>\$126</b>
<b>8</b>	<b>\$62</b>	<b>\$145</b>
<b>9</b>	<b>\$70</b>	<b>\$164</b>
<b>10</b>	<b>\$78</b>	<b>\$183</b>
<b>11</b>	<b>\$86</b>	<b>\$202</b>
<b>12</b>	<b>\$95</b>	<b>\$221</b>
<b>L</b>	<b>\$90</b>	<b>\$210</b>

**HON Recommendation: HFLCO1DF.HG.PNS\_\_\_.PNS\_\_ - List Price \$564**

## HOW TO SPECIFY

<p><b>Select Model Number</b></p> <p>H F L C O 1 D F .</p>	<p><b>Select Glide</b></p> <p><b>H</b> Caster  <b>HG</b> Hidden Glide  <b>LPR8</b> Textured Silver Disc Glide (+ \$45)  <b>LP7A</b> Textured Charcoal Disc Glide (+ \$45)</p> <p>H G .</p>	<p><b>Select Top Fabric</b></p> <p>See page 101</p> <p>P N S 0 0 7 .</p>	<p><b>Select Side Fabric</b></p> <p>See page 101</p> <p>P N S 0 0 4 .</p>
--	--	--	---



# FLOCK®

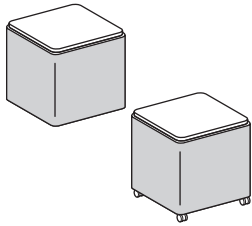
## Dual Fabric Mini Cube and Cylinder

GSA SIN 711-17



Icon Legend on page 17

### HFLCO1TDF



#### SQUARE MINI WITH LAMINATE TOPPER

Dual Fabric


#### DIMENSIONS

Depth:	18½	Seat to Floor Height:	17¾
Width:	18½	Usable Seat Depth:	18½
Height:	17¾	Ship Weight:	24
Seat Depth:	18½	Cube:	5.4
Seat Width:	18½	COM:	See page 101
		Weight Rating:	300 lbs.

#### FABRIC PRICE CODES

<b>1</b>	<b>\$649</b>	
<i>Add to Base Price Above</i>		
	<b>Top</b>	<b>Sides</b>
<b>2</b>	<b>\$11</b>	<b>\$25</b>
<b>3</b>	<b>\$22</b>	<b>\$50</b>
<b>4</b>	<b>\$30</b>	<b>\$69</b>
<b>5</b>	<b>\$38</b>	<b>\$88</b>
<b>6</b>	<b>\$46</b>	<b>\$107</b>
<b>7</b>	<b>\$54</b>	<b>\$126</b>
<b>8</b>	<b>\$62</b>	<b>\$145</b>
<b>9</b>	<b>\$70</b>	<b>\$164</b>
<b>10</b>	<b>\$78</b>	<b>\$183</b>
<b>11</b>	<b>\$86</b>	<b>\$202</b>
<b>12</b>	<b>\$95</b>	<b>\$221</b>
<b>L</b>	<b>\$90</b>	<b>\$210</b>

### HFLYO1TDF



#### ROUND MINI WITH LAMINATE TOPPER

Dual Fabric

#### DIMENSIONS

Depth:	18½	Seat to Floor Height:	17¾
Width:	18½	Usable Seat Depth:	18½
Height:	17¾	Ship Weight:	24
Seat Depth:	18½	Cube:	5.4
Seat Width:	18½	COM:	See page 101
		Weight Rating:	300 lbs.

#### FABRIC PRICE CODES

<b>1</b>	<b>\$649</b>	
<i>Add to Base Price Above</i>		
	<b>Top</b>	<b>Sides</b>
<b>2</b>	<b>\$11</b>	<b>\$25</b>
<b>3</b>	<b>\$22</b>	<b>\$50</b>
<b>4</b>	<b>\$30</b>	<b>\$69</b>
<b>5</b>	<b>\$38</b>	<b>\$88</b>
<b>6</b>	<b>\$46</b>	<b>\$107</b>
<b>7</b>	<b>\$54</b>	<b>\$126</b>
<b>8</b>	<b>\$62</b>	<b>\$145</b>
<b>9</b>	<b>\$70</b>	<b>\$164</b>
<b>10</b>	<b>\$78</b>	<b>\$183</b>
<b>11</b>	<b>\$86</b>	<b>\$202</b>
<b>12</b>	<b>\$95</b>	<b>\$221</b>
<b>L</b>	<b>\$90</b>	<b>\$210</b>

**HON Recommendation: HFLCO1TDF.HG.PNS\_\_PNS\_\_ - List Price \$685**

### HOW TO SPECIFY

<b>Select Model Number</b>  H F L C O 1 T D F	<b>Select Glide</b>  H Caster HG Hidden Glide LPR8 Textured Silver Disc Glide (+ \$45) LP7A Textured Charcoal Disc Glide (+ \$45)	<b>Select Top Fabric</b>  See page 101	<b>Select Side Fabric</b>  See page 101	<b>Select Laminate and Edgeband Color</b>  See page 105 (excludes patterned laminates) L2 (+ \$10)
H F L C O 1 T D F	HG	P N S 0 0 7	P N S 0 0 4	N N

# FLOCK® Table Options

## LAMINATE

### TOPS/L1 LAMINATES ..... CODES

#### Woodgrain

◆ Bourbon Cherry .....	<b>H</b>
◆ Cognac .....	<b>COGN</b>
◆ Harvest .....	<b>C</b>
◆ Mahogany .....	<b>N</b>
◆ Mocha .....	<b>MOCH</b>
◆ Natural Maple .....	<b>D</b>
◆ Pinnacle .....	<b>PINC</b>
◆ Shaker Cherry .....	<b>F</b>

#### Solid

◆ Black .....	<b>P</b>
◆ Charcoal .....	<b>S</b>
◆ Designer White .....	<b>LDW1</b>
◆ Loft .....	<b>LOFT</b>
◆ Whitestone .....	<b>K4</b>

#### Patterned

◆ Sheer Mesh*** .....	<b>A5</b>
◆ Silver Mesh*** .....	<b>B9</b>
◆ Steel Mesh*** .....	<b>A9</b>
◆ Canyon Zephyr*** .....	<b>K9</b>
◆ Desert Zephyr*** .....	<b>K8</b>
◆ Shadow Zephyr*** .....	<b>K1</b>

### TOPS/L2 LAMINATES ..... CODES

#### Woodgrain

◆ Lowell Ash .....	<b>LLA1</b>
◆ Natural Recon .....	<b>LNR1</b>
◆ Phantom Ecu .....	<b>LPE1</b>
◆ Portico Teak .....	<b>LPT1</b>
◆ Skyline Walnut .....	<b>LSW1</b>

## PAINT

### PAINT\*\* ..... CODES

#### Textured

◆ Textured Silver .....	<b>PR8</b>
◆ Textured Charcoal .....	<b>P7A</b>

## EDGEBAND

### EDGEBAND\* ..... CODES

◆ Black .....	<b>P</b>
◆ Bourbon Cherry .....	<b>H</b>
◆ Charcoal .....	<b>S</b>
◆ Cognac .....	<b>COGN</b>
◆ Designer White .....	<b>DW</b>
◆ Greige .....	<b>R</b>
◆ Harvest .....	<b>C</b>
◆ Loft .....	<b>LOFT</b>
◆ Lowell Ash .....	<b>DL</b>
◆ Mahogany .....	<b>N</b>
◆ Mocha .....	<b>MOCH</b>
◆ Muslin .....	<b>T</b>
◆ Natural Maple .....	<b>D</b>
◆ Natural Recon .....	<b>NR</b>
◆ Phantom Ecu .....	<b>PE</b>
◆ Pinnacle .....	<b>PINC</b>
◆ Platinum .....	<b>K</b>
◆ Portico Teak .....	<b>DP</b>
◆ Shadow .....	<b>SHDW</b>
◆ Shaker Cherry .....	<b>F</b>
◆ Skyline Walnut .....	<b>SW</b>

### Recommended Edgeband Color Selection:

Laminate		Edgeband	
Bourbon Cherry	<b>H</b>	Bourbon Cherry	<b>H</b>
Cognac	<b>COGN</b>	Cognac	<b>COGN</b>
Harvest	<b>C</b>	Harvest	<b>C</b>
Mahogany	<b>N</b>	Mahogany	<b>N</b>
Mocha	<b>MOCH</b>	Mocha	<b>MOCH</b>
Natural Maple	<b>D</b>	Natural Maple	<b>D</b>
Pinnacle	<b>PINC</b>	Pinnacle	<b>PINC</b>
Shaker Cherry	<b>F</b>	Shaker Cherry	<b>F</b>
Black	<b>P</b>	Black	<b>P</b>
Charcoal	<b>S</b>	Charcoal	<b>S</b>
Designer White	<b>LDW1</b>	Designer White	<b>DW</b>
Whitestone	<b>K4</b>	Muslin	<b>T</b>
Sheer Mesh	<b>A5</b>	Muslin	<b>T</b>
Silver Mesh	<b>B9</b>	Loft	<b>LOFT</b>
Steel Mesh	<b>A9</b>	Charcoal	<b>S</b>
Canyon Zephyr	<b>K9</b>	Greige	<b>R</b>
Desert Zephyr	<b>K8</b>	Greige	<b>R</b>
Shadow Zephyr	<b>K1</b>	Loft	<b>LOFT</b>
Lowell Ash	<b>LLA1</b>	Lowell Ash	<b>DL</b>
Natural Recon	<b>LNR1</b>	Natural Recon	<b>NR</b>
Phantom Ecu	<b>LPE1</b>	Phantom Ecu	<b>PE</b>
Portico Teak	<b>LPT1</b>	Portico Teak	<b>DP</b>
Skyline Walnut	<b>LSW1</b>	Skyline Walnut	<b>SW</b>
Loft	<b>LOFT</b>	Loft	<b>LOFT</b>

\* Edge detail color can be different from top color on laminate tops and tablets.

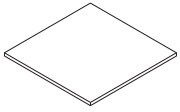
\*\* Applies to all models — includes bases and legs.

\*\*\* Patterned Laminates not available on Flock® Cubes and Mini Tops.

◆◆◆ For lead time information see page 21.

# FLOCK® Table Options

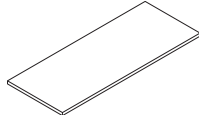
## TOP SHAPES



Square



Round



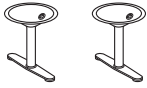
Rectangle



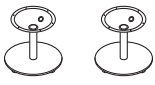
Racetrack

## TABLE BASES

### For 18" Tables



T-Leg Style



Disc Style

### For 29½" Tables

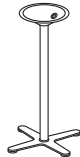


X-Style

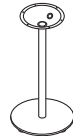


Disc Style

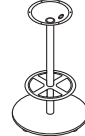
### For 41" Standing Height Tables



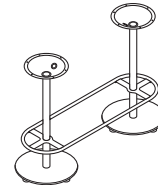
X-Style



Disc Style



Disc Style  
with Footring



Disc Style  
with Footring

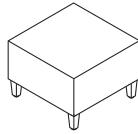
## TABLES



Personal  
Table



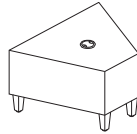
Tablet  
Accessory



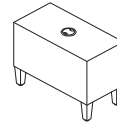
Cube  
Table



Cylinder  
Table



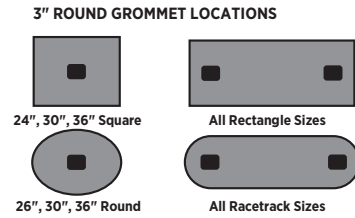
Wedge  
Table



Rectangle  
Table

## GROMMET MATRIX — ALL TABLES/TOPS

TOP WIDTH	NO GROMMET	1-3" ROUND GROMMET CENTERED	2-3" ROUND GROMMET LEFT & RIGHT
SIF OPTION CODE	N	G	G
24" Cube	YES	YES	N/A
26" Cylinder	YES	YES	N/A
18" Personal	N/A	N/A	N/A
30" Square/Round	YES	YES	N/A
36" Square/Round	YES	YES	N/A
60" Rectangle/Racetrack	YES	N/A	YES
72" Rectangle/Racetrack	YES	N/A	YES
84" Rectangle/Racetrack	YES	N/A	YES
96" Rectangle/Racetrack	YES	N/A	YES



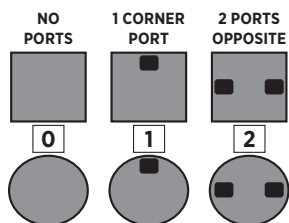
NOTES: 3" round grommet color will need to be specified for tops. Grommet will coordinate with paint color specified for cube/cylinder tables. Charcoal grommets will be used with Textured Charcoal paint and Platinum Metallic grommets will be used with Textured Silver paint.

Grommet options can be used in conjunction with accessory ports on cube/cylinder tables.

Grommet models HGRMTAC, HGRMTDATA and HGRMTUSB2 on page 114 can also be used with Flock® tables.

## ACCESSORY PORT LOCATIONS

Only applies to models HFTLS24 and HFTLD26.



NOTES:

Port location 1 allows for one tablet accessory — see model on page 113.

Port location 2 allows for two tablet accessories — see model on page 113.

# FLOCK® Collaborative Laminate Table Tops

GSA SIN 711-11



Icon Legend on page 17

	DESCRIPTION	MODEL	SHIP WEIGHT	CUBE	LIST PRICE BY LAMINATE GRADE	
					L1	L2
	<b>Laminate Table Tops</b>					
	36" Square Top	<b>HFTLS36</b>	45	1.2	<b>\$417</b>	<b>\$437</b>
	30" Square Top	<b>HFTLS30</b>	32	1.0	<b>\$370</b>	<b>\$390</b>
	36" Round Top	<b>HFTLD36</b>	35	1.2	<b>\$417</b>	<b>\$437</b>
	30" Round Top	<b>HFTLD30</b>	25	1.0	<b>\$370</b>	<b>\$390</b>
	96"W x 33"D Rectangle Top	<b>HFTLC3396</b>	105	2.9	<b>\$737</b>	<b>\$772</b>
	84"W x 33"D Rectangle Top	<b>HFTLC3384</b>	90	2.5	<b>\$631</b>	<b>\$661</b>
	72"W x 33"D Rectangle Top	<b>HFTLC3372</b>	78	2.2	<b>\$528</b>	<b>\$553</b>
	60"W x 24"D Rectangle Top	<b>HFTLC2460</b>	47	1.3	<b>\$386</b>	<b>\$401</b>
	96"W x 33"D Racetrack Top	<b>HFTLA3396</b>	101	2.9	<b>\$737</b>	<b>\$772</b>
	84"W x 33"D Racetrack Top	<b>HFTLA3384</b>	83	2.5	<b>\$631</b>	<b>\$661</b>
	72"W x 33"D Racetrack Top	<b>HFTLA3372</b>	70	2.2	<b>\$528</b>	<b>\$553</b>
	60"W x 24"D Racetrack Top	<b>HFTLA2460</b>	43	1.3	<b>\$386</b>	<b>\$401</b>

NOTES: Choose from Square, Round, Rectangle or Racetrack shaped table tops. Grommet models HGRMTAC, HGRMTDATA and HGRMTUSB2 on page 114 can also be used with Flock® tables. Specify table tops with or without grommets. See page 107. Specify bases separately, see pages 109-110. Rectangle and Racetrack tops come with 2 grommet cutouts if specified with Round grommet. For a complete line of compatible Flock® collaborative seating solutions, please see pages 85-104 of the seating section.

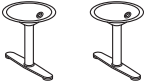
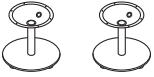



**HON Recommendation: HFTLS36.G.N.C - List Price \$417**

## HOW TO SPECIFY

<p><b>Select Model Number</b></p>	<p><b>Select Edge Detail</b></p> <p><b>G</b> 2MM Edge</p> <p><b>Select Edge Color</b></p> <p>See page 105</p>	<p><b>Select Grommet Option</b></p> <p><b>N</b> No Grommet  <b>G</b> Round Grommet (+ \$15 per grommet cutout)                  See page 107 for Grommet placement</p> <p><b>Select Grommet Color</b></p> <p><b>S</b> Charcoal  <b>T1</b> Platinum Metallic</p>	<p><b>Select Laminate Color</b></p> <p>See page 105</p>
<p>H F T L S 3 6 .</p>	<p>G .</p>	<p>N .</p>	<p>C</p>

# FLOCK®

## Collaborative Table Bases

	DESCRIPTION	MODEL	SHIP WEIGHT	CUBE	LIST PRICE
	<b>Base   T-Leg Style — For 18”H Tables</b> For 60”W x 24”D Rectangle or Racetrack Table Tops <ul style="list-style-type: none"> <li>Two bases shipped in separate cartons.</li> </ul>	<b>HFTB17N</b>	40	6.0	<b>\$928</b>
	<b>Base   Disc Style — For 18”H Tables</b> <ul style="list-style-type: none"> <li>Use with 60”W x 24”D Racetrack or Rectangle table tops only.</li> <li>Two bases shipped in separate cartons.</li> </ul>	<b>HFDB17N</b>	74	6.0	<b>\$1020</b>
	<b>Base   Disc Style — For 18”H Tables</b> For 30” and 36” Round or Square Table Tops	<b>HFDB17B</b>	37	3.0	<b>\$499</b>
	<b>Base   X-Style — For 29½”H Tables</b> For 30” Round or Square Table Tops For 36” Round or Square Table Tops Use with 33”D x 72”W x 84”W and 96”W Rectangle or Racetrack Table Tops <ul style="list-style-type: none"> <li>Two bases shipped in separate cartons</li> </ul>	<b>HFxB29A</b> <b>HFxB29B</b> <b>HFxB29AN</b>	40 53 80	16.1 16.1 32.2	<b>\$581</b> <b>\$614</b> <b>\$1162</b>
	<b>Base   X-Style — For 18”H Tables</b> For 30” and 36” Round or Square Table Tops	<b>HFxB17B</b>	37	3.0	<b>\$499</b>
	<b>Base   Disc Style — For 29½”H Tables</b> For 30” Round or Square Table Tops For 36” Round or Square Table Tops Use with 33”D x 72”W x 84”W and 96”W Rectangle or Racetrack Table Tops <ul style="list-style-type: none"> <li>Two bases shipped in separate cartons</li> </ul>	<b>HFDB29A</b> <b>HFDB29B</b> <b>HFDB29AN</b>	40 56 80	16.1 16.1 32.2	<b>\$581</b> <b>\$614</b> <b>\$1162</b>

NOTES: Flock® Bases available in Disc, T-Leg and X styles. Specify bases for collaborative tables at 18”H, 29½”H or 41”H standing height. Choose from bases with or without footrings. Each base includes adjustable leveling glides. Leveling glides adjust approximately 1”.

**HON Recommendation: HFxB29AN.P7A - List Price \$1162**

## HOW TO SPECIFY

Select  
Model Number

H F X B 2 9 A N .

Select  
Paint Color

**PR8** Textured Silver  
**P7A** Textured Charcoal


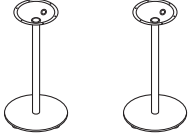
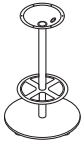
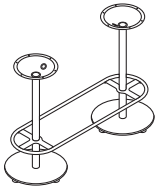
P 7 A

# FLOCK® Collaborative Table Bases

GSA SIN 711-11



Icon Legend on page 17

	DESCRIPTION	MODEL	SHIP WEIGHT	CUBE	LIST PRICE
	<b>Base   X-Style — For 41”H Standing Height Tables</b> <ul style="list-style-type: none"> <li>Use with 33”D x 72”W, 84”W and 96”W Rectangle or Racetrack Table Tops</li> <li>Two bases shipped in separate cartons</li> </ul>	<b>HFXB42AN</b>	84	36.4	<b>\$1218</b>
	<b>Base   X-Style — For 41”H Standing Height Tables</b> For 30” Round or Square Table Tops For 36” Round or Square Table Tops	<b>HFXB42A</b> <b>HFXB42B</b>	42 55	18.2 16.1	<b>\$609</b> <b>\$643</b>
	<b>Base   Disc Style — For 41”H Standing Height Tables</b> <ul style="list-style-type: none"> <li>Use with 33”D x 72”W, 84”W and 96”W Rectangle or Racetrack table tops, when a Footring is not desired.</li> <li>Two bases shipped in separate cartons.</li> </ul>	<b>HFDB42AN</b>	92	19.0	<b>\$1182</b>
	<b>Base   Disc Style — For 41”H Standing Height Tables</b> For 30” Round or Square Table Tops For 36” Round or Square Table Tops	<b>HFDB42A</b> <b>HFDB42B</b>	46 62	9.5 13.5	<b>\$591</b> <b>\$627</b>
	<b>Base   Disc Style with Footring — For 41”H Standing Height Tables</b> For 30” Round or Square Table Tops For 36” Round or Square Table Tops Use with 33”D x 72”W x 84”W and 96”W Rectangle or Racetrack Table Tops	<b>HFDB42AF</b> <b>HFDB42BF</b> <b>HFDB42AFN</b>	56 68 112	9.5 13.5 32.2	<b>\$766</b> <b>\$803</b> <b>\$1532</b>
	<b>Base   Disc Style with Footring — For 41”H Standing Height Tables</b> For 33”D x 96”W Rectangle or Racetrack Table Tops For 33”D x 84”W Rectangle or Racetrack Table Tops For 33”D x 72”W Rectangle or Racetrack Table Tops	<b>HFDB42AF96</b> <b>HFDB42AF84</b> <b>HFDB42AF72</b>	121 123 125	19.7 19.8 19.9	<b>\$1769</b> <b>\$1711</b> <b>\$1682</b>
	NOTES: Includes two bases and a single oval footring that spans both tables. Two bases and footring shipped in three separate cartons.				
	NOTES: Flock® Bases available in Disc, T-Leg and X styles. Specify bases for collaborative tables at 18”H, 29½”H or 41”H standing height. Choose from bases with or without footrings. Each base includes adjustable leveling glides. Leveling glides adjust approximately 1”.				

**HON Recommendation: HFXB42B.P7A - List Price \$643**

## HOW TO SPECIFY

<b>Select Model Number</b>  H F X B 4 2 B .	<b>Select Paint Color</b> PR8 Textured Silver P7A Textured Charcoal  P 7 A
---	--



# FLOCK® Collaborative Tables

	DESCRIPTION	MODEL	SHIP WEIGHT	CUBE	L1 LIST	L2 UPCHARGE
	Laminate Personal Table 18" Dia. x 25"H	HFTPTL18	36	4.5	\$603	\$12

**HON Recommendation: HFTPTL18.C.C.P7A - List Price \$603**

## HOW TO SPECIFY

<p><b>Select Model Number</b></p> <p>H F T P T L 1 8 .</p>	<p><b>Select Edge Detail/Color</b></p> <p>C .</p>	<p><b>Select Laminate Top Color</b></p> <p>See page 105</p> <p>C .</p>	<p><b>Select Base Paint Color</b></p> <p>PR8 Textured Silver P7A Textured Charcoal</p> <p>P 7 A</p>
--	---	--	---



# FLOCK® Collaborative Tables

GSA SIN 711-11



Icon Legend on page 17

	DESCRIPTION	MODEL	SHIP WEIGHT	CUBE	L1 LIST	L2 UPCHARGE
	<b>Laminate Collaborative Cube and Cylinder Tables</b> 24" Laminate Cube Table — 24"W x 24"D x 17½"H 26" Laminate Cylinder Table — 26" Dia. x 17½"H	<b>HFTLS24</b> <b>HFTLD26</b>	44 39	5.0 5.0	<b>\$723</b> <b>\$664</b>	<b>\$30</b> <b>\$30</b>
	NOTES: Accessory port quantity and configuration on tables should correspond to the accessories planned for the table. For grommet and port information, see page 107.					
	<b>Laminate Wedge Table</b> 22.17"W x 29.43"D x 17"H	<b>HFTLW45</b>	34	7.7	<b>\$691</b>	<b>\$30</b>
<i>Shown with Round Grommet</i>						
	<b>Laminate Rectangle Table</b> 24"W x 12"D x 17"H	<b>HFTLR12</b>	29	3.9	<b>\$481</b>	<b>\$20</b>
<i>Shown with Round Grommet</i>						


**HON Recommendation: HFTLS24.N.O.N.TS.P7A - List Price \$723**

## HOW TO SPECIFY

<b>Select Model Number</b>  H F T L S 2 4 .	<b>Select Grommet Option</b> See page 107 for Grommet placement <b>N</b> No Grommet <b>G</b> Round Grommet — centered (+ \$15)	<b>Select Accessory Port Option</b> See page 107 for Port placement <b>0</b> No Port <b>1</b> One Corner Port <b>2</b> Two Ports — Opposite (+ \$10 per port)	<b>Select Laminate Top Color</b> See page 105 N .	<b>Select Leg Option</b> <b>L</b> Standard Leg <b>Leg Options</b> <b>TR</b> Tapered Round Leg <b>TS</b> Tapered Square Leg	<b>Select Paint Color</b> <b>PR8</b> Textured Silver <b>P7A</b> Textured Charcoal
---	---	---	---	--	---



# FLOCK<sup>®</sup> Collaborative Tables

	DESCRIPTION	MODEL	SHIP WEIGHT	CUBE	L1 LIST	L2 UPCHARGE
	<b>Laminated Tablet Accessory</b> 14" Dia. x 10"H from table top  Use with Collaborative Cube and Cylinder tables for additional workspace. Attaches to tables through ports. Multiple port location options are available. Tablet pivots/swivels toward the user.	<b>HFTTAL14</b>	6	2.5	<b>\$359</b>	<b>\$15</b>

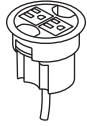
**HON Recommendation: HFTTAL14.C.C.P7A - List Price \$359**

## HOW TO SPECIFY

<p><b>Select Model Number</b></p> <p>H F T T A L 1 4 .</p>	<p><b>Select Edge Detail/Color</b></p> <p>C .</p>	<p><b>Select Laminate Top Color</b></p> <p>See page 105</p> <p>C .</p>	<p><b>Select Paint Color</b></p> <p>PR8 Textured Silver P7A Textured Charcoal</p> <p>P 7 A</p>
--	---	--	--



## HGRMTAC



SIN 71-302

### POWER HUB

3" Grommet Mount

### DIMENSIONS

Ship Weight: 1.3  
Cube: 0.2

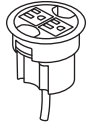
### LIST PRICE

\$110

NOTES: Fits in 3" round grommet holes. Field installed with Plug-and-play ease. Two grounded AC power outlets. Includes 6' cord with three-prong plug.

ⓘ Available in black only (no color designation so use .X)

## HGRMTAC2



SIN 71-302

### 3' ROUND POWER GROMMET

2 Outlets, 10' Cord

### DIMENSIONS

Ship Weight: 1.5  
Cube: 0.2

### LIST PRICE

\$144

NOTES: Power Modules will also work with standing-height applications for 10500 Series™ and Voi® desks. Optional Memory Control allows preset worksurface heights for consistency. Ships separately. Dynamic load capacity when worksurface is moving is 300 lbs. Includes 10' cord with three-prong plug. Fits in 3" round grommet holes on the following product lines: Coordinate™, Huddle, Motivate®, all laminate and veneer casegoods series, and Systems Worksurfaces. Two grounded AC power outlets. Field installed with Plug-and-play ease.

ⓘ Available in black finish only, no specification needed.

## HGRMTUSB2



SIN 71-302

### POWER/USB HUB

3" Grommet Mount

### DIMENSIONS

Ship Weight: 1.3 ⓘ  
Cube: 0.2

### LIST PRICE

\$219

NOTES: One grounded AC power outlet with 2 USB ports. UL Listed.

ⓘ Available in black only (no color designation so use .X)

## HGRMTDATA



SIN 711-11

### DATA GROMMET

### DIMENSIONS

Ship Weight: 0.2  
Cube: 0.2

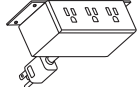
### LIST PRICE

\$19

NOTES: Blank grommet kit that includes adapters for a variety of manufacturers jacks and couplers. Fits in existing 3" round grommet housing.

ⓘ Available in black only (no color designation so use .P)

## HPWRMOD3UWM



SIN 711-2

### POWER MODULE

3 Receptacles with Under-Worksurface Mounting Bracket

### DIMENSIONS

Ship Weight: 2.3 ⓘ  
Cube: 0.2

### LIST PRICE

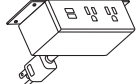
\$300

NOTES: 6' power cord with standard three-prong plug. Under-worksurface mounting bracket models work with any top that has a 5" x 5" square clearance. Worksurface clamp models work on any top with a 4" overhang. UL Listed.

ⓘ Color finish coordinates with HON's Charcoal or White. Specify S for Charcoal or WHIT for White when ordering.

Example: HPWRMOD3UWM.S.

## HPWRMOD2UWM



SIN 711-2

### POWER MODULE

2 Receptacles 2 USB with Under-Worksurface Mounting Bracket

### DIMENSIONS

Ship Weight: 2.3 ⓘ  
Cube: 0.2

### LIST PRICE

\$480

NOTES: 6' power cord with standard three-prong plug. Under-worksurface mounting bracket models work with any top that has a 5" x 5" square clearance. Worksurface clamp models work on any top with a 4" overhang. UL Listed.

ⓘ Color finish coordinates with HON's Charcoal or White. Specify S for Charcoal or WHIT for White when ordering.

Example: HPWRMOD2UWM.S.

**HON Recommendation: HGRMTUSB2.X - List Price \$219**

## HOW TO SPECIFY

Select Model Number

HGRMTAC

# GATEWAY™



Gateway™ Chairs shown with Huddle Tables.

## GATEWAY™

So you need a new chair, but it has to look as cool as it is comfortable. We've got you covered. Gateway takes the complexity out of finding the perfect chair by focusing on exactly what you're looking for. Cool, breathable mesh. Personalized seat fabrics. Targeted back support. Just what you need. Nothing you don't. All at a price you'll have to look at twice to make sure it's not a typo.



## FEATURES

- Seat has comfortable, waterfall edge.
- Mesh back material flexes for a relaxed fit.
- Adjustable lumbar.
- Adjustable tilt to recline based on body type.
- Three arm options.
- Carton is 2 cubic feet smaller than the industry average.
- Design Engineered and Assembled in the USA.

### HON BRANDED FABRICS

#### GRADE 1

Centurion  
Contourett Polyurethane

#### GRADE 2

Dotty

**For a complete list of fabrics, including partnership fabrics, go to [hon.com/fabricsandfinishes](http://hon.com/fabricsandfinishes).**

Reference Fabric Color Combinations on pages 20-24 for color codes and legend on page 21 for lead times.

 For Fire Code model, availability and ordering method, refer to pages 28-31. Available on select models, contact HON Customer Support for availability.

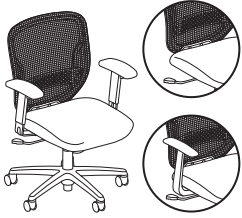
# GATEWAY™ Task Chair

OPEN MARKET



Icon Legend on page 17

## HGTMM



### TASK CHAIR

**Mesh Back**  
Pneumatic  
Swivel  
Tilt Tension  
Tilt Lock  
Adjustable Lumbar Support  
Functions: **A, E, F, K, L, W**  
(Function Key on pages 18-19)

### DIMENSIONS

Depth:	25¼	Seat to Floor Height:	17-22
Width:	27	Usable Seat Depth:	19
Height:	38	Ship Weight:	35
Seat Depth:	19	Cube:	3.4
Seat Width:	18½	Weight Rating:	250 lbs.
Back Width:	18		
Back Height:	18½		

### FABRIC PRICE CODES

**1 \$257**  
**2 \$269**

NOTES: AVAILABLE MARCH 2019. HON 5-Year Limited Warranty.

## HOW TO SPECIFY

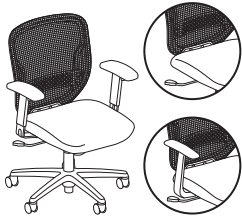
Select Model Number	Select Control Type	Select Arm Type	Select Caster	Select Back Type	Select Fabric	Select Lumbar	Select Base	Select Frame
	<b>Z1</b> Swivel-Tilt Control	<b>N</b> Armless <b>F</b> Fixed Arms (+ \$35) <b>H</b> Height Adjustable Arms (+ \$45)	<b>H</b> Hard Caster	<b>M</b> Mesh	See page 115A	<b>AL</b> Adjustable Lumbar	<b>SB</b> Standard Base	<b>T</b> Black
HGTMM	Z1	H	H	M	CU10	AL	SB	T



Icon Legend on page 17

# GATEWAY™ Task Chair

## HGV1MM



### TASK CHAIR VALUE MODEL

#### Mesh Back

- Pneumatic
- Swivel
- Tilt Tension
- Tilt Lock
- Adjustable Lumbar Support

Functions: **A, E, F, K, L, W**

(Function Key on pages 18-19)

NOTES: **AVAILABLE MARCH 2019. HON 5-Year Limited Warranty.**

### DIMENSIONS

Depth:	25¼	Seat to Floor Height:	17-22
Width:	27	Usable Seat Depth:	19
Height:	38	Ship Weight:	35
Seat Depth:	19	Cube:	3.4
Seat Width:	18½	Weight Rating:	250 lbs.
Back Width:	18		
Back Height:	18½		

### LIST PRICE

**\$210**

## HOW TO SPECIFY

Select Model Number	Select Control Type	Select Arm Type	Select Caster	Select Back Type	Select Fabric	Select Lumbar	Select Base	Select Frame
	<b>Z1</b> Swivel-Tilt Control	<b>N</b> Armless <b>F</b> Fixed Arms (+ \$35) <b>H</b> Height Adjustable Arms (+ \$45)	<b>H</b> Hard Caster	<b>M</b> Mesh	<b>ACCF10</b> Black	<b>AL</b> Adjustable Lumbar	<b>SB</b> Standard Base	<b>T</b> Black
HGV1MM	Z1	H	H	M	ACCF10	AL	SB	T



Grove Lounge shown with Flock® Guest Chairs and Arrange® Tables.

## GROVE®

Find a comfy place to put your feet up, huddle up and power up. Grove is the versatile lounge seating designed to help you greet, meet, focus, relax and accomplish more. This change-of-pace collection delivers the comfort people crave, while encouraging focus and interaction throughout the workplace. Grove's attractive design is rivaled only by its flexibility. Models include a single seat, two-seat, three-seat, and two-seat with table — all with three arm style and two leg style options, as well as accessories that support connectivity and collaboration. Grove has the look you're going for, and the comfort and versatility people have been waiting for.



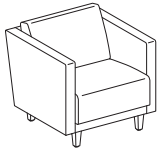
## FEATURES

- Each model can be combined to create arrangements suitable for any space.
- Optional integrated worksurfaces create more personal space and provide a convenient workspace.
- Design complements Flock ottomans and tables.
- Integrated power grommets keep laptops and phone powered up anywhere.
- The dual fabric option coordinates two high-quality HON fabrics for a contemporary look.
- Choose from Single Seat, Two-Seat, Three-Seat Lounge, or Two-Seat with Table options.
- Choose from 3 arm options — Armless (N), Straight Arms (A), or Tapered Arm (B).
- Table available with two grommets and an accessory port option.
- Offers a table between the seats that provides separation and a usable workspace.
- Warranted for users up to 300 lbs.



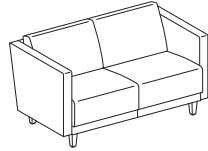
**MODEL OPTIONS**

**HML1S**  
HML1SDF - Dual Fabric



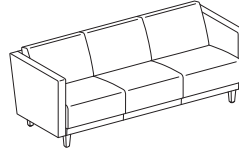
**Lounge**  
Single Seat

**HML2S**  
HML2SDF - Dual Fabric




**Lounge**  
Two-Seat

**HML3S**  
HML3SDF - Dual Fabric




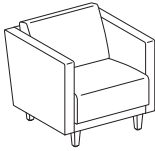
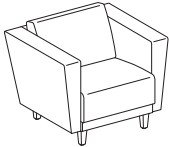
**Lounge**  
Three-Seat

**HML2ST**  
HML2STDF - Dual Fabric



**Lounge**  
Two-Seat with Table



# GROVE® Options

ARM STYLE	CODE	DESCRIPTION	PRICE
	<b>N</b>	Armless	<b>+\$0</b>
	<b>A</b>	Straight Arms	<b>+\$300</b>
	<b>B</b>	Tapered Arms	<b>+\$350</b>

L1 LAMINATE	COLOR CODE
Black	<b>P</b>
Bourbon Cherry	<b>H</b>
Designer White	<b>LDW1</b>
Charcoal	<b>S</b>
Cognac	<b>COGN</b>
Harvest	<b>C</b>
Loft	<b>LOFT</b>
Mahogany	<b>N</b>
Mocha	<b>MOCH</b>
Natural Maple	<b>D</b>
Pinnacle	<b>PINC</b>
Shaker Cherry	<b>F</b>

L2 LAMINATE	COLOR CODE
Lowell Ash	<b>LLA1</b>
Natural Recon	<b>LNRI</b>
Phantom Ecrú	<b>LPE1</b>
Portico Teak	<b>LPT1</b>
Skyline Walnut	<b>LSW1</b>

\*Specify for models HML2ST and HML2STDF only

LEG STYLE	CODE	DESCRIPTION	PRICE
	<b>TS</b>	Tapered Square	<b>+\$0</b>
	<b>TR</b>	Tapered Round	<b>+\$0</b>

LEG COLOR	CODE	DESCRIPTION	PRICE
<b>PR8</b>		Textured Silver	<b>+\$0</b>
<b>P7A</b>		Textured Charcoal	<b>+\$0</b>
<b>H</b>		Bourbon Cherry	<b>+\$100</b>
<b>F</b>		Shaker Cherry	<b>+\$100</b>
<b>N</b>		Mahogany	<b>+\$100</b>
<b>C</b>		Harvest	<b>+\$100</b>
<b>D</b>		Natural Maple	<b>+\$100</b>
<b>MOCH</b>		Mocha	<b>+\$100</b>
<b>PINC</b>		Pinnacle	<b>+\$100</b>
<b>COGN</b>		Cognac	<b>+\$100</b>
<b>LLA1</b>		Lowell Ash	<b>+\$100</b>
<b>LNRI</b>		Natural Recon	<b>+\$100</b>
<b>LPE1</b>		Phantom Ecrú	<b>+\$100</b>
<b>LPT1</b>		Portico Teak	<b>+\$100</b>
<b>LSW1</b>		Skyline Walnut	<b>+\$100</b>

CUT OUT	CODE	DESCRIPTION	PRICE
<b>N</b>		No Cutout	<b>+\$0</b>
<b>G</b>		Round Grommet Cutout	<b>+\$30</b>
<b>G1</b>		Pop-Up Port Cutout	<b>+\$40</b>

\*Specify for models HML2ST and HML2STDF only

## ACCESSORY PORT LOCATION

CODE	DESCRIPTION	PRICE
<b>0</b>	No Port	<b>+\$0</b>
<b>2</b>	Two Tablet Ports Opposite	<b>+\$20</b>

\*Specify for models HML2ST and HML2STDF only

## HON BRANDED FABRICS

### GRADE 1

Centurion  
Compass  
Contourett Polyurethane  
Dapper  
Hamilton  
Inertia  
Optic

### GRADE 2

Appoint Seating  
Clyde  
Dotty  
Rush  
Seed  
Spin Seating  
Whisper Vinyl

### GRADE 3


In Season  
Purl  
Silvertex™ Vinyl

### GRADE L

Denver Leather

**For a complete list of fabrics, including partnership fabrics, go to [hon.com/fabricsandfinishes](http://hon.com/fabricsandfinishes).**

Reference Fabric Color Combinations on pages 20-24 for color codes and legend on page 21 for lead times. For additional HON to Supply COM fabric grade pricing, go to [honready.hon.com](http://honready.hon.com) and click on the HON to Supply COM link.

 For Fire Code model, availability and ordering method, refer to pages 28-31. Available on select models, contact HON Customer Support for availability.

 **Due to the inherent characteristics of upholstery materials, the seat of Grove® may become more relaxed to show wrinkles over time.**

## DUAL FABRIC COM YARDAGE

Due to fabric pattern nesting and potential reduction of fabric yield, some dual fabric models may require more total yardage than standard models.


MODEL	COM (ARMLESS)		COM (w/ STRAIGHT ARMS)		COM (w/ TAPERED ARM)	
	Back	Seat	Back	Seat	Back	Seat
HML1S	2.89		4.92		4.92	
HML1SDF	1.47	1.83	4.00	1.83	4.00	1.83
HML2SDF	2.14	3.44	4.00	3.44	4.36	3.44
HML3SDF	2.83	4.97	5.33	4.97	5.33	4.97
HML2STDF	2.83	3.61	5.33	3.61	5.36	3.61



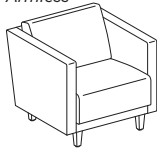
## HML1S

### LOUNGE

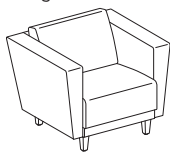
Single Seat



Armless



Straight Arms



Tapered Arms

### DIMENSIONS

Depth:	31½	Ship Weight (armless):	61
Height:	35	Ship Weight (with straight arms):	77
Seat Width:	23½	Ship Weight (with tapered arms):	85
Back Width:	23½	Cube (armless):	19.8
Back Height:	19	Cube (with straight arms):	19.8
Width (armless):	23½	Cube (with tapered arms):	19.8
Width (with straight arms):	29¾	COM (armless):	3.0
Width (with tapered arms):	35	COM (with straight arms):	5.1
Arm Width:	23½	COM (with tapered arms):	5.1
Seat to Floor Height:	16	Weight Rating:	300lbs.
Usable Seat Depth:	18¾		(per seat)


### FABRIC PRICE CODES

<b>1</b>	<b>\$1227</b>	<b>8</b>	<b>\$1641</b>
<b>2</b>	<b>\$1299</b>	<b>9</b>	<b>\$1695</b>
<b>3</b>	<b>\$1371</b>	<b>10</b>	<b>\$1749</b>
<b>4</b>	<b>\$1425</b>	<b>11</b>	<b>\$1803</b>
<b>5</b>	<b>\$1479</b>	<b>12</b>	<b>\$1857</b>
<b>6</b>	<b>\$1533</b>	<b>L</b>	<b>\$1827</b>
<b>7</b>	<b>\$1587</b>		

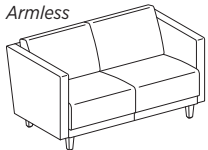
## HML2S

### LOUNGE

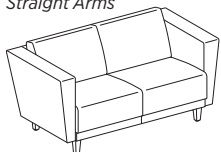
Two-Seat



Armless



Straight Arms



Tapered Arms

### DIMENSIONS

Depth:	31½	Ship Weight (armless):	100
Height:	35	Ship Weight (with straight arms):	116
Seat Width:	48	Ship Weight (with tapered arms):	124
Back Width:	48	Cube (armless):	35.6
Back Height:	19	Cube (with straight arms):	35.6
Width (armless):	48	Cube (with tapered arms):	35.6
Width (with straight arms):	54¼	COM (armless):	5.0
Width (with tapered arms):	59½	COM (with straight arms):	7.6
Arm Width:	48	COM (with tapered arms):	7.6
Seat to Floor Height:	16	Weight Rating:	300lbs.
Usable Seat Depth:	18¾		(per seat)

### FABRIC PRICE CODES

<b>1</b>	<b>\$1853</b>	<b>8</b>	<b>\$2543</b>
<b>2</b>	<b>\$1973</b>	<b>9</b>	<b>\$2633</b>
<b>3</b>	<b>\$2093</b>	<b>10</b>	<b>\$2723</b>
<b>4</b>	<b>\$2183</b>	<b>11</b>	<b>\$2813</b>
<b>5</b>	<b>\$2273</b>	<b>12</b>	<b>\$2903</b>
<b>6</b>	<b>\$2363</b>	<b>L</b>	<b>\$2853</b>
<b>7</b>	<b>\$2453</b>		

**HON Recommendation: HML1S.A.PNS\_\_TS.P7A - List Price \$1599**

## HOW TO SPECIFY

<p><b>Select Model Number</b></p> <p>HML1S</p>	<p><b>Select Arm Type</b></p> <p>N Armless A Straight Arms (+ \$300) B Tapered Arms (+ \$350)</p> <p>A</p>	<p><b>Select Fabric</b></p> <p>See page 121</p> <p>PNS007</p>	<p><b>Select Leg Type</b></p> <p>TS Tapered Square TR Tapered Round</p> <p>TS</p>	<p><b>Select Leg Color</b></p> <p>PR8 Textured Silver P7A Textured Charcoal H Bourbon Cherry (+ \$100) F Shaker Cherry (+ \$100) N Mahogany (+ \$100) C Harvest (+ \$100) D Natural Maple (+ \$100) MOCH Mocha (+ \$100) PINC Pinnacle (+ \$100) COGN Cognac (+ \$100) LLA1 Lowell Ash (+ \$100) LNRI Natural Recon (+ \$100) LPE1 Phantom E cru (+ \$100) LPT1 Portico Teak (+ \$100) LSWI Skyline Walnut (+ \$100)</p> <p>P7A</p>
--	--	---	---	---

! Leg options – Tapered Square (TS) and Tapered Round (TR) are available in 2 poly and 13 woodgrain options.



**HML3S**

**LOUNGE**


**Three-Seat**

**DIMENSIONS**


Depth:	31½	Ship Weight (armless):	141
Height:	35	Ship Weight (with straight arms):	157
Seat Width:	71½	Ship Weight (with tapered arms):	165
Back Width:	71½	Cube (armless):	48.9
Back Height:	19	Cube (with straight arms):	48.9
Width (armless):	71½	Cube (with tapered arms):	48.9
Width (with straight arms):	77½	COM (armless):	7.2
Width (with tapered arms):	82½	COM (with straight arms):	8.9
Arm Width:	71½	COM (with tapered arms):	9.4
Seat to Floor Height:	16	Weight Rating:	300 lbs.
Usable Seat Depth:	18¾		(per seat)

**FABRIC PRICE CODES**


<b>1</b>	<b>\$2506</b>	<b>8</b>	<b>\$3541</b>
<b>2</b>	<b>\$2686</b>	<b>9</b>	<b>\$3676</b>
<b>3</b>	<b>\$2866</b>	<b>10</b>	<b>\$3811</b>
<b>4</b>	<b>\$3001</b>	<b>11</b>	<b>\$3946</b>
<b>5</b>	<b>\$3136</b>	<b>12</b>	<b>\$4081</b>
<b>6</b>	<b>\$3271</b>	<b>L</b>	<b>\$4006</b>
<b>7</b>	<b>\$3406</b>		



Armless



Straight Arms



Tapered Arms

**HON Recommendation: HML3S.A.PNS\_\_TS.P7A - List Price \$2986**

**HOW TO SPECIFY**

<p><b>Select Model Number</b></p>	<p><b>Select Arm Type</b></p> <p><b>N</b> Armless  <b>A</b> Straight Arms (+ \$300)  <b>B</b> Tapered Arms (+ \$350)</p>	<p><b>Select Fabric</b></p> <p>See page 121</p>	<p><b>Select Leg Type</b></p> <p><b>TS</b> Tapered Square  <b>TR</b> Tapered Round</p>	<p><b>Select Leg Color</b></p> <p><b>PR8</b> Textured Silver  <b>P7A</b> Textured Charcoal  <b>H</b> Bourbon Cherry (+ \$100)  <b>F</b> Shaker Cherry (+ \$100)  <b>N</b> Mahogany (+ \$100)  <b>C</b> Harvest (+ \$100)  <b>D</b> Natural Maple (+ \$100)  <b>MOCH</b> Mocha (+ \$100)  <b>PINC</b> Pinnacle (+ \$100)  <b>COGN</b> Cognac (+ \$100)  <b>LLA1</b> Lowell Ash (+ \$100)  <b>LNR1</b> Natural Recon (+ \$100)  <b>LPE1</b> Phantom Ecu (+ \$100)  <b>LPT1</b> Portico Teak (+ \$100)  <b>LSW1</b> Skyline Walnut (+ \$100)</p>
<p>H M L 3 S .</p>	<p>A .</p>	<p>P N S 0 0 7 .</p>	<p>T S .</p>	<p>P 7 A</p>

! Leg options - Tapered Square (TS) and Tapered Round (TR) are available in 2 poly and 13 woodgrain options.



## HML2ST

### LOUNGE


Two-Seat with Table

### DIMENSIONS


Depth:	31½	Ship Weight (armless):	146
Height:	35	Ship Weight (with straight arms):	162
Seat Width:	71½	Ship Weight (with tapered arms):	170
Back Width:	71½	Cube (armless):	48.9
Back Height:	19	Cube (with straight arms):	48.9
Width (armless):	71½	Cube (with tapered arms):	48.9
Width (with straight arms):	77½	COM (armless):	5.8
Width (with tapered arms):	82½	COM (with straight arms):	7.6
Arm Width:	71½	COM (with tapered arms):	7.7
Seat to Floor Height:	16	Weight Rating:	300 lbs.
Usable Seat Depth:	18¾		(per seat)

### FABRIC PRICE CODES


<b>1</b>	<b>\$2725</b>	<b>8</b>	<b>\$3553</b>
<b>2</b>	<b>\$2869</b>	<b>9</b>	<b>\$3661</b>
<b>3</b>	<b>\$3013</b>	<b>10</b>	<b>\$3769</b>
<b>4</b>	<b>\$3121</b>	<b>11</b>	<b>\$3877</b>
<b>5</b>	<b>\$3229</b>	<b>12</b>	<b>\$3985</b>
<b>6</b>	<b>\$3337</b>	<b>L</b>	<b>\$3925</b>
<b>7</b>	<b>\$3445</b>		



Armless



Straight Arms



Tapered Arms

NOTES: Offers a table between the seats that provides separation and a usable worksurface. Table available with two grommet and an accessory port option.

**HON Recommendation: HML2ST.A.PNS\_\_TS.P7A.N.G1.0 - List Price \$3209**

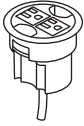
## HOW TO SPECIFY

Select Model Number	Select Arm Type	Select Fabric	Select Leg Type	Select Leg Color	Select Laminate	Select Cut Out	Accessory Port Location
HML2ST	<p><b>N</b> Armless</p> <p><b>A</b> Straight Arms (+ \$300)</p> <p><b>B</b> Tapered Arms (+ \$350)</p>	See page 121	<p><b>TS</b> Tapered Square</p> <p><b>TR</b> Tapered Round</p>	<p><b>PR8</b> Textured Silver</p> <p><b>P7A</b> Textured Charcoal</p> <p><b>H</b> Bourbon Cherry (+ \$100)</p> <p><b>F</b> Shaker Cherry (+ \$100)</p> <p><b>N</b> Mahogany (+ \$100)</p> <p><b>C</b> Harvest (+ \$100)</p> <p><b>D</b> Natural Maple (+ \$100)</p> <p><b>MOCH</b> Mocha (+ \$100)</p> <p><b>PINC</b> Pinnacle (+ \$100)</p> <p><b>COGN</b> Cognac (+ \$100)</p> <p><b>LLA1</b> Lowell Ash (+ \$100)</p> <p><b>LNRI</b> Natural Recon (+ \$100)</p> <p><b>LPE1</b> Phantom Ecrú (+ \$100)</p> <p><b>LPT1</b> Portico Teak (+ \$100)</p> <p><b>LSW1</b> Skyline Walnut (+ \$100)</p>	See Chart on page 120 <b>L2</b> (+ \$125)	<p><b>N</b> No Cutout</p> <p><b>G</b> Round Grommet Cutout (+ \$30)</p> <p><b>G1</b> Pop-Up Port Cutout (+ \$40)</p>	<p><b>0</b> No Port</p> <p><b>2</b> Two Tablet Ports Opposite (+ \$20)</p>
HML2ST	A	PNS007	TS	P7A	N	G1	0

! Leg options - Tapered Square (TS) and Tapered Round (TR) are available in 2 poly and 8 woodgrain options.



## HGRMTAC



SIN 71-302

### POWER HUB

3" Grommet Mount

### DIMENSIONS

Ship Weight: 1.3  
Cube: 0.2

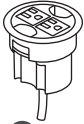
### LIST PRICE

\$110

NOTES: Fits in 3" round grommet holes. Field installed with Plug-and-play ease. Two grounded AC power outlets. Includes 6' cord with three-prong plug.

ⓘ Available in black only (no color designation so use .X)

## HGRMTAC2



SIN 71-302

### 3" ROUND POWER GROMMET

2 Outlets, 10' Cord

### DIMENSIONS

Ship Weight: 1.5  
Cube: 0.2

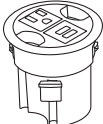
### LIST PRICE

\$144

NOTES: Power Modules will also work with standing-height applications for 10500 Series™ and Voi® desks. Optional Memory Control allows preset worksurface heights for consistency. Ships separately. Dynamic load capacity when worksurface is moving is 300 lbs. Includes 10' cord with three-prong plug. Fits in 3" round grommet holes on the following product lines: Coordinate™, Huddle, Motivate®, all laminate and veneer casegoods series, and Systems Worksurfaces. Two grounded AC power outlets. Field installed with Plug-and-play ease.

ⓘ Available in black finish only, no specification needed.

## HGRMTUSB2



SIN 71-302

### POWER/USB HUB

3" Grommet Mount

### DIMENSIONS

Ship Weight: 1.3 ⓘ  
Cube: 0.2

### LIST PRICE

\$219

NOTES: One grounded AC power outlet with 2 USB ports. UL Listed.

ⓘ Available in black only (no color designation so use .X)

## HFTTAL14



SIN 711-11

### TABLET ACCESSORY

Laminate

### DIMENSIONS

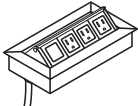
Diameter: 14      Ship Weight: 6.0  
Height from Table Top: 10      Cube: 2.5

### LIST PRICE

\$359

NOTES: Use with Collaborative Cube and Cylinder tables for additional workspace. Attaches to tables through ports. Multiple port location options are available. Tablet pivots/swivels toward the user.

## HTPWRGROM1



SIN 711-11

### POP-UP PORT

### DIMENSIONS

Ship Weight: 5.0  
Cube: 0.3

### LIST PRICE

\$375

NOTES: Fits into 4" x 8" cutout. Specify G1 cutout in table top. Pop-up Port provides three power ports and one blank data receptacle. Sits flush with worksurface when closed. Finish is anodized aluminum. Includes 6' cord with three-prong plug.

**HON Recommendation: HTPWRGROM1 - List Price \$375**

## HOW TO SPECIFY

Select Model Number

H	G	R	M	T	A	C
---	---	---	---	---	---	---


# GROVE® Dual Fabric

GSA SIN 711-17

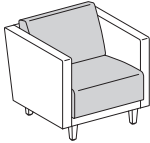


Icon Legend on page 17

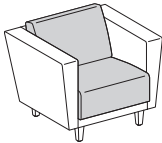
## HML1SDF



Armless



Straight Arms



Tapered Arms

### SINGLE SEAT LOUNGE

#### Dual Fabric

### DIMENSIONS

Depth:	31½	Ship Weight (armless):	61
Height:	35	Ship Weight (with straight arms):	77
Seat Width:	23½	Ship Weight (with tapered arms):	85
Back Width:	23½	Cube (armless):	19.8
Back Height:	19	Cube (with straight arms):	19.8
Width (armless):	23½	Cube (with tapered arms):	19.8
Width (with straight arms):	29¾	COM (armless):	See
Width (with tapered arms):	35	COM (with straight arms):	page 121
Arm Width:	23½	COM (with tapered arms):	See
Seat to Floor Height:	16		page 121
Usable Seat Depth:	18¾		See

Weight Rating:

300 lbs.  
(per seat)

### FABRIC PRICE CODES

**1 \$1305**

Add to Base Price Above

	Frame/ Arms	Back/Seat Cushions
<b>2</b>	<b>\$36</b>	<b>\$48</b>
<b>3</b>	<b>\$72</b>	<b>\$96</b>
<b>4</b>	<b>\$99</b>	<b>\$132</b>
<b>5</b>	<b>\$126</b>	<b>\$168</b>
<b>6</b>	<b>\$153</b>	<b>\$204</b>
<b>7</b>	<b>\$180</b>	<b>\$240</b>
<b>8</b>	<b>\$207</b>	<b>\$276</b>
<b>9</b>	<b>\$234</b>	<b>\$312</b>
<b>10</b>	<b>\$261</b>	<b>\$348</b>
<b>11</b>	<b>\$288</b>	<b>\$384</b>
<b>12</b>	<b>\$315</b>	<b>\$420</b>
<b>L</b>	<b>\$300</b>	<b>\$400</b>

For dual fabric models, start with the base price, then add the additional amount for the back and seat from the corresponding matrix to determine the final list price. Choose any combination of fabric grades for the back and seat.

Example: HML1SDF base price (\$1305) + Grade 2 frame/arms fabric (add \$36) + Grade 4 back/seat fabric (add \$132) = Total \$1473 List  
 HML1SDF base price (\$1305) + Grade 5 frame/arms fabric (add \$126) + Grade 3 back/seat fabric (add \$96) = Total \$1527 List

**HON Recommendation: HML1SDF.A.PNS\_\_\_.PNS\_\_\_.TS.P7A - List Price \$1689**

## HOW TO SPECIFY

<b>Select Model Number</b>  HML1SDF	<b>Select Arm Type</b>  N Armless A Straight Arms (+ \$300) B Tapered Arms (+ \$350)	<b>Select Frame/Arms Fabric</b> See page 121	<b>Select Back/Seat Cushions Fabric</b> See page 121	<b>Select Leg Type</b>  TS Tapered Square TR Tapered Round	<b>Select Leg Color</b>  PR8 Textured Silver P7A Textured Charcoal H Bourbon Cherry (+ \$100) F Shaker Cherry (+ \$100) N Mahogany (+ \$100) C Harvest (+ \$100) D Natural Maple (+ \$100) MOCH Mocha (+ \$100) PINC Pinnacle (+ \$100) COGN Cognac (+ \$100) LLA1 Lowell Ash (+ \$100) LNR1 Natural Recon (+ \$100) LPE1 Phantom Ecru (+ \$100) LPT1 Portico Teak (+ \$100) LSW1 Skyline Walnut (+ \$100)
HML1SDF .	A .	PNS004 .	PNS007 .	TS .	P7A

! Leg options - Tapered Square (TS) and Tapered Round (TR) are available in 2 poly and 8 woodgrain options.

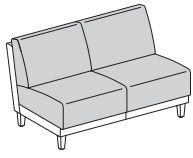




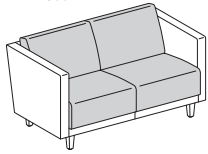
Icon Legend on page 17

# GROVE® Dual Fabric

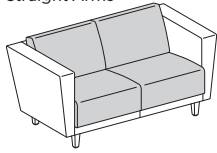
## HML2SDF



Armless



Straight Arms



Tapered Arms

### TWO-SEAT LOUNGE

Dual Fabric

### DIMENSIONS

Depth:	31½	Ship Weight (armless):	100
Height:	35	Ship Weight (with straight arms):	116
Seat Width:	48	Ship Weight (with tapered arms):	124
Back Width:	48	Cube (armless):	35.6
Back Height:	19	Cube (with straight arms):	35.6
Width (armless):	48	Cube (with tapered arms):	35.6
Width (with straight arms):	54¼	COM (armless):	See
Width (with tapered arms):	59½	COM (with straight arms):	page 121
Arm Width:	48	COM (with tapered arms):	See
Seat to Floor Height:	16		page 121
Usable Seat Depth:	18¾		See

Weight Rating: 300 lbs. (per seat)

### FABRIC PRICE CODES

<b>1</b>	<b>\$1930</b>		
<i>Add to Base Price Above</i>			
	<b>Frame/ Arms</b>	<b>Back/Seat Cushions</b>	
<b>2</b>	<b>\$60</b>	<b>\$84</b>	
<b>3</b>	<b>\$120</b>	<b>\$168</b>	
<b>4</b>	<b>\$165</b>	<b>\$231</b>	
<b>5</b>	<b>\$210</b>	<b>\$294</b>	
<b>6</b>	<b>\$255</b>	<b>\$357</b>	
<b>7</b>	<b>\$300</b>	<b>\$420</b>	
<b>8</b>	<b>\$345</b>	<b>\$483</b>	
<b>9</b>	<b>\$390</b>	<b>\$546</b>	
<b>10</b>	<b>\$435</b>	<b>\$609</b>	
<b>11</b>	<b>\$480</b>	<b>\$672</b>	
<b>12</b>	<b>\$525</b>	<b>\$735</b>	
<b>L</b>	<b>\$500</b>	<b>\$700</b>	

For dual fabric models, start with the base price, then add the additional amount for the back and seat from the corresponding matrix to determine the final list price. Choose any combination of fabric grades for the back and seat.

Example: HML2SDF base price (\$1930) + Grade 2 frame/arms fabric (add \$60) + Grade 4 back/seat fabric (add \$231) = Total \$2221 List  
 HML2SDF base price (\$1930) + Grade 5 frame/arms fabric (add \$210) + Grade 3 back/seat fabric (add \$168) = Total \$2308 List

**HON Recommendation: HML2SDF.A.PNS\_\_PNS\_\_TS.P7A - List Price \$2374**

## HOW TO SPECIFY

Select Model Number	Select Arm Type	Select Frame/Arms Fabric	Select Back/Seat Cushions Fabric	Select Leg Type	Select Leg Color
	N Armless A Straight Arms (+ \$300) B Tapered Arms (+ \$350)	See page 121	See page 121	TS Tapered Square TR Tapered Round	PR8 Textured Silver P7A Textured Charcoal H Bourbon Cherry (+ \$100) F Shaker Cherry (+ \$100) N Mahogany (+ \$100) C Harvest (+ \$100) D Natural Maple (+ \$100) MOCH Mocha (+ \$100) PINC Pinnacle (+ \$100) COGN Cognac (+ \$100) LLA1 Lowell Ash (+ \$100) LNR1 Natural Recon (+ \$100) LPE1 Phantom Ecru (+ \$100) LPT1 Portico Teak (+ \$100) LSW1 Skyline Walnut (+ \$100)
HML2SDF	A	PNS004	PNS007	TS	P7A

! Leg options - Tapered Square (TS) and Tapered Round (TR) are available in 2 poly and 8 woodgrain options.

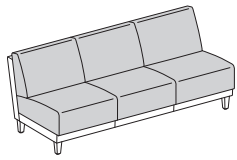
# GROVE® Dual Fabric

GSA SIN 711-17

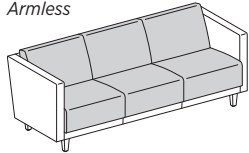


Icon Legend on page 17

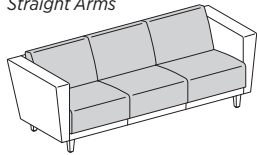
## HML3SDF



Armless



Straight Arms



Tapered Arms

### THREE-SEAT LOUNGE

#### Dual Fabric

### DIMENSIONS

Depth:	31½	Ship Weight (armless):	141
Height:	35	Ship Weight (with straight arms):	157
Seat Width:	71½	Ship Weight (with tapered arms):	165
Back Width:	71½	Cube (armless):	48.9
Back Height:	19	Cube (with straight arms):	48.9
Width (armless):	71½	Cube (with tapered arms):	48.9
Width (with straight arms):	77½	COM (armless):	See
Width (with tapered arms):	82½	COM (with straight arms):	page 121
Arm Width:	71½	COM (with tapered arms):	See
Seat to Floor Height:	16		page 121
Usable Seat Depth:	18¾		See

Weight Rating:

300 lbs.  
(per seat)

### FABRIC PRICE CODES

**1 \$2584**

Add to Base Price Above

	Frame/ Arms	Back/Seat Cushions
<b>2</b>	<b>\$72</b>	<b>\$132</b>
<b>3</b>	<b>\$144</b>	<b>\$264</b>
<b>4</b>	<b>\$198</b>	<b>\$363</b>
<b>5</b>	<b>\$252</b>	<b>\$462</b>
<b>6</b>	<b>\$306</b>	<b>\$561</b>
<b>7</b>	<b>\$360</b>	<b>\$660</b>
<b>8</b>	<b>\$414</b>	<b>\$759</b>
<b>9</b>	<b>\$468</b>	<b>\$858</b>
<b>10</b>	<b>\$522</b>	<b>\$957</b>
<b>11</b>	<b>\$576</b>	<b>\$1056</b>
<b>12</b>	<b>\$630</b>	<b>\$1155</b>
<b>L</b>	<b>\$600</b>	<b>\$1100</b>

For dual fabric models, start with the base price, then add the additional amount for the back and seat from the corresponding matrix to determine the final list price. Choose any combination of fabric grades for the back and seat.

Example: HML3SDF base price (\$2584) + Grade 2 frame/arms fabric (add \$72) + Grade 4 back/seat fabric (add \$363) = Total \$3019 List  
HML3SDF base price (\$2584) + Grade 5 frame/arms fabric (add \$252) + Grade 3 back/seat fabric (add \$264) = Total \$3100 List

**HON Recommendation: HML3SDF.A.PNS\_\_PNS\_\_TS.P7A - List Price \$3088**

## HOW TO SPECIFY

Select Model Number	Select Arm Type	Select Frame/Arms Fabric	Select Back/Seat Cushions Fabric	Select Leg Type	Select Leg Color
	<b>N</b> Armless <b>A</b> Straight Arms (+ \$300) <b>B</b> Tapered Arms (+ \$350)	See page 121	See page 121	<b>TS</b> Tapered Square <b>TR</b> Tapered Round	<b>PR8</b> Textured Silver <b>P7A</b> Textured Charcoal <b>H</b> Bourbon Cherry (+ \$100) <b>F</b> Shaker Cherry (+ \$100) <b>N</b> Mahogany (+ \$100) <b>C</b> Harvest (+ \$100) <b>D</b> Natural Maple (+ \$100) <b>MOCH</b> Mocha (+ \$100) <b>PINC</b> Pinnacle (+ \$100) <b>COGN</b> Cognac (+ \$100) <b>LLA1</b> Lowell Ash (+ \$100) <b>LNR1</b> Natural Recon (+ \$100) <b>LPE1</b> Phantom Ecru (+ \$100) <b>LPT1</b> Portico Teak (+ \$100) <b>LSW1</b> Skyline Walnut (+ \$100)
HML3SDF	A	PNS004	PNS007	TS	P7A

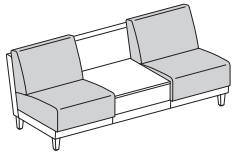
! Leg options - Tapered Square (TS) and Tapered Round (TR) are available in 2 poly and 8 woodgrain options.



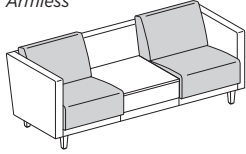
Icon Legend on page 17

# GROVE® Dual Fabric

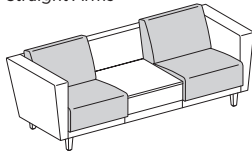
## HML2STDF



Armless



Straight Arms



Tapered Arms

### TWO-SEAT WITH TABLE

Dual Fabric

### DIMENSIONS

Depth:	31½	Ship Weight (armless):	146
Height:	35	Ship Weight (with straight arms):	162
Seat Width:	71½	Ship Weight (with tapered arms):	170
Back Width:	71½	Cube (armless):	48.9
Back Height:	19	Cube (with straight arms):	48.9
Width (armless):	71½	Cube (with tapered arms):	48.9
Width (with straight arms):	77½	COM (armless):	See
Width (with tapered arms):	82½	COM (with straight arms):	page 121
Arm Width:	71½	COM (with tapered arms):	See
Seat to Floor Height:	16		page 121
Usable Seat Depth:	18¾		See

Weight Rating:  
300 lbs. (per seat)

### FABRIC PRICE CODES

<b>1</b>	<b>\$2803</b>		
<i>Add to Base Price Above</i>			
		<b>Frame/ Arms</b>	<b>Back/Seat Cushions</b>
<b>2</b>	<b>\$72</b>		<b>\$84</b>
<b>3</b>	<b>\$144</b>		<b>\$168</b>
<b>4</b>	<b>\$198</b>		<b>\$231</b>
<b>5</b>	<b>\$252</b>		<b>\$294</b>
<b>6</b>	<b>\$306</b>		<b>\$357</b>
<b>7</b>	<b>\$360</b>		<b>\$420</b>
<b>8</b>	<b>\$414</b>		<b>\$483</b>
<b>9</b>	<b>\$468</b>		<b>\$546</b>
<b>10</b>	<b>\$522</b>		<b>\$609</b>
<b>11</b>	<b>\$576</b>		<b>\$672</b>
<b>12</b>	<b>\$630</b>		<b>\$735</b>
<b>L</b>	<b>\$600</b>		<b>\$700</b>

NOTES: Offers a table between the seats that provides separation and a usable worksurface. Table available with two grommet and an accessory port option.

**HON Recommendation: HML2STDF.A.PNS\_\_PNS\_\_TS.P7A.N.G1.0 - List Price \$3299**

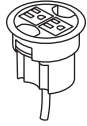
## HOW TO SPECIFY

Select Model Number	Select Arm Type	Select Frame/Arms Fabric	Select Back/Seat Cushions Fabric	Select Leg Type	Select Leg Color	Select Laminate	Select Cut Out	Accessory Port Location
	<b>N</b> Armless <b>A</b> Straight Arms (+ \$300) <b>B</b> Tapered Arms (+ \$350)	See page 121	See page 121	<b>TS</b> Tapered Square <b>TR</b> Tapered Round	<b>PR8</b> Textured Silver <b>P7A</b> Textured Charcoal <b>H</b> Bourbon Cherry (+ \$100) <b>F</b> Shaker Cherry (+ \$100) <b>N</b> Mahogany (+ \$100) <b>C</b> Harvest (+ \$100) <b>D</b> Natural Maple (+ \$100) <b>MOCH</b> Mocha (+ \$100) <b>PINC</b> Pinnacle (+ \$100) <b>COGN</b> Cognac (+ \$100) <b>LLA1</b> Lowell Ash (+ \$100) <b>LNRI</b> Natural Recon (+ \$100) <b>LPE1</b> Phantom Ecru (+ \$100) <b>LPT1</b> Portico Teak (+ \$100) <b>LSW1</b> Skyline Walnut (+ \$100)	See Chart on page 120 <b>L2</b> (+ \$125)	<b>N</b> No Cutout <b>G</b> Round Grommet Cutout (+ \$30) <b>G1</b> Pop-Up Port Cutout (+ \$40)	<b>0</b> No Port <b>2</b> Two Tablet Ports Opposite (+ \$20)
HML2STDF	A	PNS004	PNS007	TS	P7A	N	G1	0

! Leg options - Tapered Square (TS) and Tapered Round (TR) are available in 2 poly and 8 woodgrain options.



## HGRMTAC



SIN 71-302

### POWER HUB

3" Grommet Mount

### DIMENSIONS

Ship Weight: 1.3  
Cube: 0.2

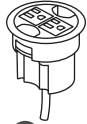
### LIST PRICE

\$110

NOTES: Fits in 3" round grommet holes. Field installed with Plug-and-play ease. Two grounded AC power outlets. Includes 6' cord with three-prong plug.

ⓘ Available in black only (no color designation so use .X)

## HGRMTAC2



SIN 71-302

### 3" ROUND POWER GROMMET

2 Outlets, 10' Cord

### DIMENSIONS

Ship Weight: 1.5  
Cube: 0.2

### LIST PRICE

\$144

NOTES: Power Modules will also work with standing-height applications for 10500 Series™ and Voi® desks. Optional Memory Control allows preset worksurface heights for consistency. Ships separately. Dynamic load capacity when worksurface is moving is 300 lbs. Includes 10' cord with three-prong plug. Fits in 3" round grommet holes on the following product lines: Coordinate™, Huddle, Motivate®, all laminate and veneer casework series, and Systems Worksurfaces. Two grounded AC power outlets. Field installed with Plug-and-play ease.

ⓘ Available in black finish only, no specification needed.

## HGRMTUSB2



SIN 71-302

### POWER/USB HUB

3" Grommet Mount

### DIMENSIONS

Ship Weight: 1.3 ⓘ  
Cube: 0.2

### LIST PRICE

\$219

NOTES: One grounded AC power outlet with 2 USB ports. UL Listed.

ⓘ Available in black only (no color designation so use .X)

## HFTTAL14



SIN 711-11

### TABLET ACCESSORY

Laminate

### DIMENSIONS


Diameter: 14      Ship Weight: 6.0  
Height from Table Top: 10      Cube: 2.5

### LIST PRICE

\$359

NOTES: Use with Collaborative Cube and Cylinder tables for additional workspace. Attaches to tables through ports. Multiple port location options are available. Tablet pivots/swivels toward the user.

## HTPWRGROM1



SIN 711-11

### POP-UP PORT

### DIMENSIONS

Ship Weight: 5.0  
Cube: 0.3

### LIST PRICE

\$375

NOTES: Fits into 4" x 8" cutout. Specify G1 cutout in table top. Pop-up Port provides three power ports and one blank data receptacle. Sits flush with worksurface when closed. Finish is anodized aluminum. Includes 6' cord with three-prong plug. HON Recommendation: HTPWRGROM1 - List Price \$375

**HON Recommendation: HTPWRGROM1 - List Price \$375**

## HOW TO SPECIFY

Select  
Model Number

H G R M T A C

# GUESTSTACKER® 4030 Series



GuestStacker Stacking Chair shown in Regatta.

## GUESTSTACKER® 4030 SERIES

Support your people with a comfortable chair whenever needed, then quickly clear the room. GuestStacker helps you make the most of valuable floor space by stacking six high on the floor or 28 high on a cart. Each set of four chairs provides ergonomic support to users with a contoured seat and back that are molded to fit the natural curves of your body. When you need to put guests at ease for any length of time, you need GuestStacker chairs.



## FEATURES

- Ships four chairs per carton.
- Chairs stack six high on the floor.
- Copolymer resin seat and back shell.
- Integrated lumbar support delivers long-lasting comfort.
- Wall-saver design protects walls and cabinets.
- Tubular steel frame adds durability.
- Optional ganging glides create straight rows.
- Stacks up to 28 high on HON Model 4033 Cart.
- Ships fully assembled.
- Warranted for users up to 300 lbs.

# GUESTSTACKER® 4030 Series

GSA SIN 711-19



Icon Legend on page 17

## H4031



### STACKING CHAIRS

Textured Copolymer Seat & Back  
**Painted Legs — Black (T) ONLY**

### DIMENSIONS

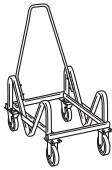
Depth:	21½	Seat to Floor Height:	17½
Width:	21	Usable Seat Depth:	17½
Height:	31	Ship Weight:	51
Seat Depth:	19	Cube:	12.9
Seat Width:	18	Weight Rating:	300 lbs.
Back Width:	20		
Back Height:	11		

### LIST PRICE PER CARTON

**\$617**  
*(reference single unit @ \$154.25)*

- ⊕ 4030 Series is ordered and shipped four (4) chairs per carton. Pricing shown is per carton. Each set of four (one carton), must have the same shell/frame color combination. Ordering 2 of Model H4031 will result in 2 cartons being shipped, giving you 8 chairs.
- ⚠ Shipped fully assembled — 4 chairs per carton. All GuestStacker® shell colors are CA Technical Bulletin 133 compliant (no upcharge).

## H4033



### CART FOR STACKING CHAIRS

### DIMENSIONS

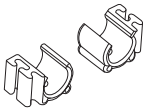
Depth:	35½	Ship Weight:	40 Ⓢ
Width:	21¾	Cube:	8.9
Height:	37¾		

### LIST PRICE

**\$518**

- NOTES: Holds 28 stack chairs (6'-8"), some assembly required. (Chairs stack 6 high without cart.)
- ⚠ Specify Black paint (T) ONLY.

## H4039



### GANGING CHAIR GLIDES

Box of 48

### DIMENSIONS

Ship Weight:	1 Ⓢ
Cube:	0.04

### LIST PRICE

**\$104**

**HON Recommendation: H4031.LA.T - List Price \$617**

## HOW TO SPECIFY

<p><b>Select Model Number</b></p> <p>H 4 0 3 1 .</p>	<p><b>Select Shell Color</b></p> <p>LA Lava MB Mulberry ON Onyx RE Regatta</p> <p>L A .</p>	<p><b>Select Frame</b></p> <p>T Black</p> <p>T</p>
--	---	--



# IGNITION®



Ignition® 2.0 Task Chairs shown with Empower® Benching.

## IGNITION®

People come in all shapes and sizes, which is why Ignition does as well. From guest and lounge chairs to executive seating, Ignition allows you to mix and match adjustment features, back height, lumbar, and other options to fit your chair to your needs. It's the easy, affordable way to furnish an entire workplace in style and comfort. Ignition fits who you are, where you work and how you work.



## FEATURES

### IGNITION®

- Ignition Series seating addresses the needs of the total office with Executive, Task, Stool, Guest and Lounge Seating Solutions.
- Three different back sizes, three different controls and multiple arm options to fit you and how you work.
- Back height adjustment moves the back up or down to fit various body sizes.
- Contoured back on multi-purpose seating offers greater comfort than typical stack chairs or stools.
- Warranted for users up to 300 lbs. (450 lbs. for Big and Tall)
- Multi-purpose chair stacks four high.

### IGNITION® 2.0

- Optional adjustable lumbar allows users to tailor their support.
- Passive movement back adjusts with you.
- Multiple arm options to accommodate different requirements.
- Available in 5 colors of 4-Way Stretch mesh.
- Molded foam seat for better support and added comfort.
- Available in Black and Titanium frame.
- Warranted for users up to 300 lbs.



# IGNITION® Options

## MODEL OPTIONS

HITL1



### Task Low-Back

Pneumatic, Back Height Adjustment, Swivel, Tilt, Tilt Tension, Tilt Lock

HITL2



### Task Low-Back

Pneumatic, Back Height Adjustment, Synchro-tilt, Tilt Tension, Tilt Lock, Seat Glide

HITL3



### Task Low-Back

Pneumatic, Back Height Adjustment, Synchro-tilt, Back Angle Adjustment, Tilt Tension, Tilt Lock, Seat Glide

HITS5



### Task Stool

Pneumatic, Swivel Back Height Adjustment, Adjustable Footrest

HIWM1



### Mid-Back

Pneumatic, Back Height Adjustment, Swivel, Tilt, Tilt Tension, Tilt Lock

HIWM2



### Mid-Back

Pneumatic, Back Height Adjustment, Synchro-tilt, Tilt Tension, Tilt Lock, Seat Glide

HIWM3



### Mid-Back

Pneumatic, Back Height Adjustment, Synchro-tilt, Back Angle Adjustment, Tilt Tension, Tilt Lock, Seat Glide

HIEH1



### Executive High-Back

Pneumatic, Back Height Adjustment, Swivel, Tilt, Tilt Tension, Tilt Lock

HIEH2



### Executive High-Back

Pneumatic, Back Height Adjustment, Synchro-tilt, Tilt Tension, Seat Glide

HIEH3



### Executive High-Back

Pneumatic, Back Height Adjustment, Synchro-tilt, Back Angle Adjustment, Tilt Tension, Seat Glide

HIWM8



### Task Mid-Back

Big and Tall, Pneumatic, Swivel-tilt, Tilt Tension

HITLM



### Task Low-Back

4-Way Stretch Mesh Back, Pneumatic, Swivel, Synchro-tilt, Tilt Tension, Tilt Lock, Optional Lumbar Support

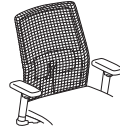
HIWMM



### Task Mid-Back

4-Way Stretch Mesh Back, Pneumatic, Swivel, Synchro-tilt, Tilt Tension, Tilt Lock, Optional Lumbar Support

HITSM



### Task Low-Back Stool

4-Way Stretch Mesh Back, Pneumatic, Swivel, Synchro-tilt, Tilt Tension, Tilt Lock, Optional Lumbar Support



## MODEL OPTIONS

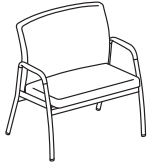
HIGCL



**Guest Chair**

Fixed Arms, Glides

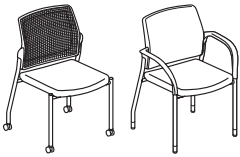
HIB50



**Bariatric Lounge**

Fixed Arms, Glides


HIGS6



**Multi-Purpose**

Four Legs

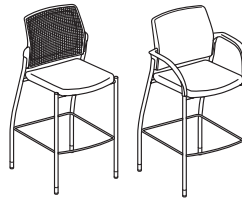
HISB6



**Multi-Purpose**

Sled Base

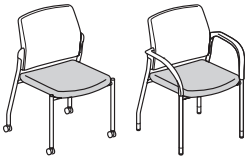
HICS7



**Café-Height Stool**

Four Legs


HIGS6DF - Dual Fabric



**Multi-Purpose**

Four Legs

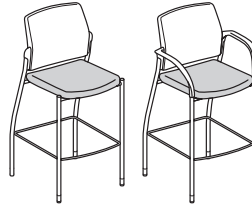
HISB6DF - Dual Fabric



**Multi-Purpose**

Sled Base

HICS7DF - Dual Fabric








**Café-Height Stool**


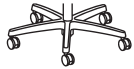
Four Legs

# IGNITION® Task Chair Options

ARM STYLE	CODE	DESCRIPTION	PRICE
	<b>N</b>	Armless	<b>+\$0</b>
	<b>F</b>	Fixed Arms	<b>+\$65</b>
	<b>A</b>	Height and Width Adjustable Arms	<b>+\$75</b>
	<b>V</b>	All-Adjustable Arms (includes Pivot)	<b>+\$115</b>
	<b>P</b>	Fixed Polished Aluminum Arms	<b>+\$150</b>

CASTERS	CODE	DESCRIPTION	PRICE
	<b>A</b>	All Surface Caster <i>*Must specify for model HIWM8 only</i>	<b>+\$0</b>
	<b>H</b>	Hard Caster	<b>+\$0</b>
	<b>S</b>	Soft Caster	<b>+\$30</b>

BACK STYLE	CODE	DESCRIPTION	PRICE
	<b>U</b>	Upholstered	<b>+\$0</b>
	<b>M</b>	Mesh	<b>+\$0</b>

BASE	CODE	DESCRIPTION	PRICE
	<b>SB</b>	Standard Base	<b>+\$0</b>
	<b>PA</b>	Polished Aluminum	<b>+\$110</b>

### HON BRANDED FABRICS

#### GRADE 1

Attire  
Centurion  
Compass  
Contourett Polyurethane  
Dapper  
Hamilton  
Inertia  
Optic

#### GRADE 2

Appoint Seating  
Clyde  
Dotty  
Rush  
Seed  
Spin Seating  
Whisper Vinyl

#### GRADE 3


In Season  
Purl  
Silvertex™ Vinyl

#### GRADE L

Denver Leather

**For a complete list of fabrics, including partnership fabrics, go to [hon.com/fabricsandfinishes](http://hon.com/fabricsandfinishes).**

Reference Fabric Color Combinations on pages 20-24 for color codes and legend on page 21 for lead times. For additional HON to Supply COM fabric grade pricing, go to [honready.hon.com](http://honready.hon.com) and click on the HON to Supply COM link.

 For Fire Code model, availability and ordering method, refer to pages 28-31. Available on select models, contact HON Customer Support for availability.

**HITL1****TASK LOW-BACK**

Pneumatic  
Back Height Adjustment  
Swivel  
Tilt  
Tilt Tension  
Tilt Lock  
Functions: **A, B, E, J, K, L**  
(Function Key on pages 18-19)

**DIMENSIONS**

Upholstered Back  
Width: 17½  
Upholstered Back  
Height: 18¾-21¾  
Mesh Back Width: 17½  
Mesh Back Height: 20¾-23¼  
Depth: 36  
Width: 27½  
Height: 41  
Seat Depth: 17  
Seat Width: 19

Adjustable Arms Width: 17-19½  
Fixed Arms Width: 20  
Seat to Floor Height: 17-21½  
Usable Seat Depth: 15¾  
Ship Weight (upholstered back): 50 **Ⓢ**  
Ship Weight (mesh back): 45 **Ⓢ**  
Cube (upholstered back): 11.1  
Cube (mesh back): 11.1  
COM (upholstered back): 2.0  
COM (mesh back): 1.0  
Weight Rating: 300 lbs.

**FABRIC PRICE CODES**

1	\$572	8	\$848
2	\$620	9	\$884
3	\$668	10	\$920
4	\$704	11	\$956
5	\$740	12	\$992
6	\$776	L	\$872
7	\$812		

NOTES: See page 142 for arm packs.

**HITL2****TASK LOW-BACK**

Pneumatic  
Back Height Adjustment  
Synchro-tilt  
Tilt Tension  
Tilt Lock  
Seat Glide  
Functions:  
**A, B, D, E, J, A-D, L**  
(Function Key on pages 18-19)

**DIMENSIONS**

Upholstered Back  
Width: 17½  
Upholstered Back  
Height: 19½-22½  
Mesh Back Width: 17½  
Mesh Back Height: 20¾-23¼  
Depth: 38½  
Width: 27½  
Height: 43  
Seat Depth: 16-18  
Seat Width: 19

Adjustable Arms Width: 17-19½  
Fixed Arms Width: 20  
Seat to Floor Height: 17-21½  
Usable Seat Depth: 15½-17½  
Ship Weight (upholstered back): 54 **Ⓢ**  
Ship Weight (mesh back): 49 **Ⓢ**  
Cube (upholstered back): 11.1  
Cube (mesh back): 11.1  
COM (upholstered back): 2.0  
COM (mesh back): 1.0  
Weight Rating: 300 lbs.

**FABRIC PRICE CODES**

1	\$644	8	\$920
2	\$692	9	\$956
3	\$740	10	\$992
4	\$776	11	\$1028
5	\$812	12	\$1064
6	\$848	L	\$944
7	\$884		

NOTES: See page 142 for arm packs.

**HITL3****TASK LOW-BACK**

Pneumatic  
Back Height Adjustment  
Synchro-tilt  
Back Angle Adjustment  
Tilt Tension  
Tilt Lock  
Seat Glide  
Functions:  
**A, B, D, E, A-D, A-E, L**  
(Function Key on pages 18-19)

**DIMENSIONS**

Upholstered Back  
Width: 17½  
Upholstered Back  
Height: 20¾-23¾  
Mesh Back Width: 17½  
Mesh Back Height: 20¾-23¼  
Depth: 39  
Width: 27  
Height: 44  
Seat Depth: 16-18  
Seat Width: 19

Adjustable Arms Width: 17-19½  
Fixed Arms Width: 20  
Seat to Floor Height: 17-21½  
Usable Seat Depth: 14½-16½  
Ship Weight (upholstered back): 58 **Ⓢ**  
Ship Weight (mesh back): 53 **Ⓢ**  
Cube (upholstered back): 11.1  
Cube (mesh back): 11.1  
COM (upholstered back): 2.0  
COM (mesh back): 1.0  
Weight Rating: 300 lbs.

**FABRIC PRICE CODES**

1	\$688	8	\$964
2	\$736	9	\$1000
3	\$784	10	\$1036
4	\$820	11	\$1072
5	\$856	12	\$1108
6	\$892	L	\$988
7	\$928		

NOTES: See page 142 for arm packs.

**HON Recommendation: HITL1.A.H.M.CU\_\_T.SB - List Price \$647****HOW TO SPECIFY**

Select Model Number	Select Arm Type	Select Caster/Glide	Select Back Type	Select Fabric	Select Frame	Select Base
<b>N</b> Armless <b>F</b> Fixed Arms - Black (+ \$65) <b>A</b> Height and Width Adjustable Arms (+ \$75) <b>V</b> All-Adjustable Arms (includes Pivot) (+ \$115) <b>P</b> Fixed Arms - Polished (+ \$150)	<b>H</b> Hard Caster <b>S</b> Soft Caster (+ \$30)	<b>U</b> Upholstered <b>M</b> Mesh	See page 137	<b>T</b> Black	<b>SB</b> Standard Base <b>PA</b> Polished Aluminum (+ \$110)	
HITL1	A	H	M	CU10	T	SB



Icon Legend on page 17

**HIWM1**



**MID-BACK**

Pneumatic  
Back Height Adjustment  
Swivel  
Tilt  
Tilt Tension  
Tilt Lock  
Functions: **A, B, E, J, K, L**  
(Function Key on pages 18-19)

**DIMENSIONS**

Upholstered Back Width: 18½  
Upholstered Back Height: 21-24  
Mesh Back Width: 19  
Mesh Back Height: 21½-24  
Depth: 35½  
Width: 27  
Height: 44  
Seat Depth: 18  
Seat Width: 20  
Adjustable Arms Width: 17-19½  
Fixed Arms Width: 20

Seat to Floor Height: 17-21½  
Usable Seat Depth: 17½  
Ship Weight (upholstered back): 54 **Ⓢ**  
Ship Weight (mesh back): 48 **Ⓢ**  
Cube (upholstered back): 11.3  
Cube (mesh back): 11.3  
COM (upholstered back): 2.0  
COM (mesh back): 1.0  
Weight Rating: 300 lbs.

**FABRIC PRICE CODES**

1	\$627	8	\$903
2	\$675	9	\$939
3	\$723	10	\$975
4	\$759	11	\$1011
5	\$795	12	\$1047
6	\$831	L	\$927
7	\$867		

NOTES: See page 142 for arm packs.

**HIWM2**



**MID-BACK**

Pneumatic  
Back Height Adjustment  
Synchro-tilt  
Tilt Tension  
Tilt Lock  
Seat Glide  
Functions:  
**A, B, D, E, J, A-D, L**  
(Function Key on pages 18-19)

**DIMENSIONS**

Upholstered Back Width: 18½  
Upholstered Back Height: 21-24  
Mesh Back Width: 19  
Mesh Back Height: 21½-24  
Depth: 38  
Width: 27  
Height: 46½  
Seat Depth: 17-19  
Seat Width: 20  
Adjustable Arms Width: 17-19½  
Fixed Arms Width: 20

Seat to Floor Height: 17¼-21¾  
Usable Seat Depth: 16¼-18¼  
Ship Weight (upholstered back): 58 **Ⓢ**  
Ship Weight (mesh back): 52 **Ⓢ**  
Cube (upholstered back): 11.3  
Cube (mesh back): 11.3  
COM (upholstered back): 2.0  
COM (mesh back): 1.0  
Weight Rating: 300 lbs.

**FABRIC PRICE CODES**

1	\$696	8	\$972
2	\$744	9	\$1008
3	\$792	10	\$1044
4	\$828	11	\$1080
5	\$864	12	\$1116
6	\$900	L	\$996
7	\$936		

NOTES: See page 142 for arm packs.

**HIWM3**



**MID-BACK**

Pneumatic  
Back Height Adjustment  
Synchro-tilt  
Back Angle Adjustment  
Tilt Tension  
Tilt Lock  
Seat Glide  
Functions:  
**A, B, D, E, A-D, A-E, L**  
(Function Key on pages 18-19)

**DIMENSIONS**

Upholstered Back Width: 18½  
Upholstered Back Height: 21-24  
Mesh Back Width: 19  
Mesh Back Height: 21½-24  
Depth: 39  
Width: 27  
Height: 44  
Seat Depth: 17-19  
Seat Width: 20  
Adjustable Arms Width: 17-19½  
Fixed Arms Width: 20

Seat to Floor Height: 17¼-21¾  
Usable Seat Depth: 15¼-17¼  
Ship Weight (upholstered back): 63 **Ⓢ**  
Ship Weight (mesh back): 58 **Ⓢ**  
Cube (upholstered back): 11.3  
Cube (mesh back): 11.3  
COM (upholstered back): 2.0  
COM (mesh back): 1.0  
Weight Rating: 300 lbs.

**FABRIC PRICE CODES**

1	\$741	8	\$1017
2	\$789	9	\$1053
3	\$837	10	\$1089
4	\$873	11	\$1125
5	\$909	12	\$1161
6	\$945	L	\$1041
7	\$981		

NOTES: See page 142 for arm packs.

**HON Recommendation: HIWM2.A.H.M.CU\_\_T.SB - List Price \$771**

**HOW TO SPECIFY**

Select Model Number	Select Arm Type	Select Caster/Glide	Select Back Type	Select Fabric	Select Frame	Select Base
<b>N</b> Armless <b>F</b> Fixed Arms - Black (+ \$65) <b>A</b> Height and Width Adjustable Arms (+ \$75) <b>V</b> All-Adjustable Arms (includes Pivot) (+ \$115) <b>P</b> Fixed Arms - Polished (+ \$150)	<b>H</b> Hard Caster <b>S</b> Soft Caster (+ \$30)	<b>U</b> Upholstered <b>M</b> Mesh	See page 137	<b>T</b> Black	<b>SB</b> Standard Base <b>PA</b> Polished Aluminum (+ \$110)	
HIWM1	A	H	M	CU10	T	SB

**HIEH1****EXECUTIVE HIGH-BACK**

Pneumatic  
Back Height Adjustment  
Swivel  
Tilt  
Tilt Tension  
Tilt Lock  
Functions: **A, B, E, F, K, L**  
(Function Key on pages 18-19)

**DIMENSIONS**

Depth: 38½  
Width: 27  
Height: 47½  
Seat Depth: 18  
Seat Width: 20  
Back Width: 20  
Back Height: 24¾-27¾  
Arm Width: 20  
Seat to Floor Height: 16¾-21¼  
Usable Seat Depth: 17⅞  
Ship Weight: 56  
Cube: 16.0  
COM: 2.5  
Weight Rating: 300 lbs.

**FABRIC PRICE CODES**

1	\$650	8	\$926
2	\$698	9	\$962
3	\$746	10	\$998
4	\$782	11	\$1034
5	\$818	12	\$1070
6	\$854	L	\$950
7	\$890		

NOTES: See page 142 for arm packs.

**HIEH2****EXECUTIVE HIGH-BACK**

Pneumatic  
Back Height Adjustment  
Synchro-tilt  
Tilt Tension  
Seat Glide  
Functions:  
**A, B, D, E, J, A-D, L**  
(Function Key on pages 18-19)

**DIMENSIONS**

Depth: 41  
Width: 27  
Height: 49  
Seat Depth: 17-19  
Seat Width: 20  
Back Width: 19½  
Back Height: 24¾-27¾  
Arm Width: 20  
Seat to Floor Height: 17-21½  
Usable Seat Depth: 16½-18  
Ship Weight: 61  
Cube: 16.0  
COM: 2.5  
Weight Rating: 300 lbs.

**FABRIC PRICE CODES**

1	\$722	8	\$998
2	\$770	9	\$1034
3	\$818	10	\$1070
4	\$854	11	\$1106
5	\$890	12	\$1142
6	\$926	L	\$1022
7	\$962		

NOTES: See page 142 for arm packs.

**HIEH3****EXECUTIVE HIGH-BACK**

Pneumatic  
Back Height Adjustment  
Synchro-tilt  
Back Angle Adjustment  
Tilt Tension  
Seat Glide  
Functions:  
**A, B, D, E, A-D, A-E, L**  
(Function Key on pages 18-19)

**DIMENSIONS**

Depth: 45½  
Width: 27  
Height: 49  
Seat Depth: 17-19  
Seat Width: 20  
Back Width: 19½  
Back Height: 24¾-27¾  
Arm Width: 20  
Seat to Floor Height: 17-21½  
Usable Seat Depth: 15¼-17¼  
Ship Weight: 65  
Cube: 16.0  
COM: 2.5  
Weight Rating: 300 lbs.

**FABRIC PRICE CODES**

1	\$766	8	\$1042
2	\$814	9	\$1078
3	\$862	10	\$1114
4	\$898	11	\$1150
5	\$934	12	\$1186
6	\$970	L	\$1066
7	\$1006		

NOTES: See page 142 for arm packs.

**HON Recommendation: HIEH1.F.H.U.CU\_\_T.SB - List Price \$715****HOW TO SPECIFY**

Select Model Number	Select Arm Type	Select Caster/Glide	Select Back Type	Select Fabric	Select Frame	Select Base
H I E H 1 .	N F Fixed Arms - Black (+ \$65) A Height and Width Adjustable Arms (+ \$75) V All-Adjustable Arms (includes Pivot) (+ \$115) P Fixed Arms - Polished (+ \$150)	H Hard Caster S Soft Caster (+ \$30)	U Upholstered	See page 137	T Black	SB Standard Base PA Polished Aluminum (+ \$110)
H I E H 1 .	F .	H .	U .	C U 1 0 .	T .	S B



**HITS5**



**TASK STOOL**

Pneumatic  
Swivel Back Height  
Adjustment  
Adjustable Footrest  
Functions: **A, B, E**  
(Function Key on pages  
18-19)

**DIMENSIONS**

Upholstered Back  
Width: 17½  
Upholstered Back  
Height: 18¾-21¾  
Mesh Back Width: 17½  
Mesh Back Height: 20¾-23¾  
Depth: 27½  
Width: 27  
Height: 44  
Seat Depth: 17  
Seat Width: 19

Adjustable Arms Width: 17-19½  
Fixed Arms Width: 20  
Seat to Floor Height: 23⅝-33⅝  
Usable Seat Depth: 15¾  
Ship Weight (upholstered back): 56 **Ⓞ**  
Ship Weight (mesh back): 51 **Ⓞ**  
Cube (upholstered back): 11.3  
Cube (mesh back): 11.3  
COM (upholstered back): 2.0  
COM (mesh back): 1.0  
Weight Rating: 300 lbs.

**FABRIC PRICE CODES**

<b>1</b>	<b>\$676</b>	<b>8</b>	<b>\$952</b>
<b>2</b>	<b>\$724</b>	<b>9</b>	<b>\$988</b>
<b>3</b>	<b>\$772</b>	<b>10</b>	<b>\$1024</b>
<b>4</b>	<b>\$808</b>	<b>11</b>	<b>\$1060</b>
<b>5</b>	<b>\$844</b>	<b>12</b>	<b>\$1096</b>
<b>6</b>	<b>\$880</b>	<b>L</b>	<b>\$976</b>
<b>7</b>	<b>\$916</b>		

NOTES: See page 142 for arm packs.

**HIWM8**



**TASK MID-BACK**

**Big and Tall**  
Pneumatic  
Swivel-tilt  
Tilt Tension  
Functions: **A, E, F, K, L**  
(Function Key on pages  
18-19)

**DIMENSIONS**

Depth: 28  
Width: 32¼  
Height: 43⅞  
Seat Depth: 19½  
Seat Width: 23½  
Back Width: 23½  
Back Height: 23

Arm Width: 23-25½  
Seat to Floor Height: 17⅞-20⅜  
Usable Seat Depth: 19½  
Ship Weight: 60  
Cube: 16.0  
COM: 3.0  
Weight Rating: 450 lbs.

**FABRIC PRICE CODES**

<b>1</b>	<b>\$1243</b>	<b>8</b>	<b>\$1657</b>
<b>2</b>	<b>\$1315</b>	<b>9</b>	<b>\$1711</b>
<b>3</b>	<b>\$1387</b>	<b>10</b>	<b>\$1765</b>
<b>4</b>	<b>\$1441</b>	<b>11</b>	<b>\$1819</b>
<b>5</b>	<b>\$1495</b>	<b>12</b>	<b>\$1873</b>
<b>6</b>	<b>\$1549</b>	<b>L</b>	<b>\$1843</b>
<b>7</b>	<b>\$1603</b>		


NOTES: See page 142 for arm packs.

**HON Recommendation: HITS5.A.H.M.CU\_\_T.SB - List Price \$751**

**HOW TO SPECIFY**

Select Model Number	Select Arm Type	Select Caster/Glide	Select Back Type	Select Fabric	Select Frame	Select Base
<b>N</b> Armless <b>F</b> Fixed Arms - Black (+ \$65) <b>A</b> Height and Width Adjustable Arms (+ \$75) <b>V</b> All-Adjustable Arms (includes Pivot) (+ \$115) <b>P</b> Fixed Arms - Polished (+ \$150)	<b>H</b> Hard Caster <b>S</b> Soft Caster (+ \$30) <b>A</b> All Surface Caster (available on model HIWM8 only) <i>H and S caster options not available on model HIWM8</i>	<b>U</b> Upholstered <b>M</b> Mesh	See page 137	<b>T</b> Black	<b>SB</b> Standard Base	
<b>HITS5</b>	<b>A</b>	<b>H</b>	<b>M</b>	<b>CU10</b>	<b>T</b>	<b>SB</b>

## HI2ATA



### ADJUSTABLE ARMS

Height and Width  
Functions: **S**  
(Function Key on pages 18-19)

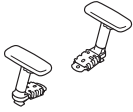
### DIMENSIONS

Adjustable Arms Width: 17-19½  
Height from Seat: 8-11  
Ship Weight: 8 **S**  
Cube: 1.0

### LIST PRICE

**\$121**

## HI2AAA



### ALL-ADJUSTABLE ARMS

Height, Width, Depth and Pivot

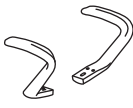
### DIMENSIONS

Adjustable Arms Width: 17-20  
Height from Seat: 7-11  
Ship Weight: 8 **S**  
Cube: 1.0

### LIST PRICE

**\$163**

## HI2FHA



### FIXED HEIGHT ARMS

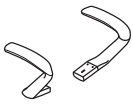
### DIMENSIONS

Arm Width: 20  
Height from Seat: 9½  
Ship Weight: 7 **S**  
Cube: 1.0

### LIST PRICE

**\$111**

## HIPAA



### POLISHED ALUMINUM ARMS

Fixed Height

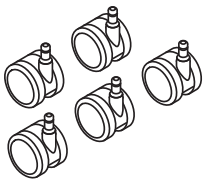
### DIMENSIONS

Arm Width: 20  
Height from Seat: 9½  
Ship Weight: 10 **S**  
Cube: 1.0

### LIST PRICE

**\$185**

## HSCASTER



### SET OF 5 SOFT CASTERS

### DIMENSIONS

Size: 60mm  
Ship Weight: 2 **S**  
Cube: 0.1

### LIST PRICE

**\$30**

**!** Available in Black finish only, no specification needed.


## HOW TO SPECIFY

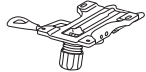
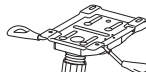




<p>Select Model Number</p>	<p>Select Frame</p> <p>T Black TI Titanium</p>
<p>HI2ATA.</p>	<p>T</p>



# IGNITION® 2.0 Options

ARM STYLE	CODE	DESCRIPTION	PRICE
	<b>N</b>	Armless	<b>+\$0</b>
	<b>F</b>	Fixed Arms	<b>+\$65</b>
	<b>A</b>	Height and Width Adjustable Arms	<b>+\$75</b>
	<b>V</b>	All-Adjustable Arms (includes Pivot)	<b>+\$115</b>
	<b>P</b>	Fixed Polished Aluminum Arms	<b>+\$150</b>

CASTERS	CODE	DESCRIPTION	PRICE
	<b>H</b>	Hard Caster	<b>+\$0</b>
	<b>S</b>	Soft Caster	<b>+\$30</b>
	<b>R</b>	Roll Control Caster	<b>+\$50</b>



MECHANISM	CODE	DESCRIPTION	PRICE
	<b>Y0</b>	Synchro-Tilt A, E, J, K, L	<b>+\$0</b>
	<b>Y1</b>	Synchro-Tilt w/ Seat Slider A, D, E, J, K, L	<b>+\$20</b>
	<b>Y2</b>	Advanced Synchro-Tilt A, D, E, J, L, A-D	<b>+\$65</b>
	<b>Y3</b>	Synchro-Tilt with Independent Back Angle A, D, E, J, L, A-E	<b>+\$105</b>
	<b>S0</b>	Limited Recline Synchro-Tilt A, E, J, K, L	<b>+\$0</b>
	<b>S1</b>	Limited Recline Synchro-Tilt w/ Seat Slider A, D, E, J, K, L	<b>+\$20</b>

*\*Only available on HITSM*

LUMBAR	CODE	DESCRIPTION	PRICE
	<b>NL</b>	No Lumbar	<b>+\$0</b>
	<b>AL</b>	Adjustable Lumbar	<b>+\$30</b>

*\*Adjustable Lumbar not available on CAL 133 (FC) models*

BACK STYLE	CODE	DESCRIPTION	PRICE
<i>4-Way Stretch mesh back options:</i>			
	<b>IM</b>	Black	<b>+\$0</b>
	<b>IF</b>	Fog	<b>+\$0</b>
	<b>IC</b>	Charcoal	<b>+\$0</b>
	<b>IH</b>	Chai	<b>+\$0</b>
	<b>IY</b>	Navy	<b>+\$0</b>

BASE	CODE	DESCRIPTION	PRICE
	<b>SB</b>	Standard Base	<b>+\$0</b>
	<b>PA</b>	Polished Aluminum	<b>+\$110</b>

FRAME	CODE	DESCRIPTION	PRICE
	<b>T</b>	Black Frame	<b>+\$0</b>
	<b>TI</b>	Titanium Frame	<b>+\$35</b>

# IGNITION® 2.0

## Dimensions

### TASK DIMENSIONS

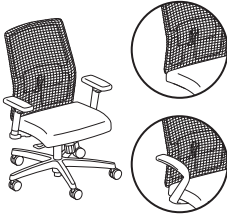
MODEL		HIWMM & HIWMRA	HITLM & HITLRA	HITSM & HITSRA	HITLMKD	HIWMMKD
Overall Width Armless		21	20	20	20	21
Overall Width with Arms	A	27	26	26	26	27
Overall Depth		24	22	22	22	24
Overall Height	S0/S1	-	-	52½	-	-
	Y0/Y1	43¾	40½	-	40½	43¾
	Y2	44½	41¼	-	-	-
	Y3	44½	41¼	-	-	-
	W5	45¼	41½	-	-	-
Seat Width		20	18½	18½	18½	20
Seat Depth		18⅝	17⅝	17⅝	17⅝	18⅝
Usable Seat Depth	S0	-	-	16¾	-	-
	S1	-	-	15½-16⅞	-	-
	Y0	17¾	16¾	-	16¾	17¾
	Y1	17½-19½	15½-17½	-	15½-17½	17½-19½
	Y2	16¼-19¼	15¾-18½	-	-	-
	Y3	16½-19½	16¼-18¾	-	-	-
	W5	17½-20	16⅝-18¾	-	-	-
Seat Height	S0/S1	-	-	22⅞-31¾	-	-
	Y0/Y1	16⅝-21¼	16¾-21¼	-	16¾-21¼	16⅝-21¼
	Y2	17⅞-21½	17⅞-21½	-	-	-
	Y3	17½-21½	17¾-21¾	-	-	-
	W5	16¾-21⅞	16¾-21½	-	-	-
Back Width		19	17½	17½	17½	19
Back Height		23	19	19	19	23
Ship Weight Armless	S0	-	-	44	-	-
	S1	-	-	46	-	-
	Y0	38	38	-	38	38
	Y1	38	38	-	38	38
	Y2	42	42	-	-	-
	Y3	46	45	-	-	-
	W5	45	44	-	-	-
Ship Weight with Arms	S0	-	-	51	-	-
	S1	-	-	53	-	-
	Y0	45	45	-	45	45
	Y1	45	45	-	45	45
	Y2	49	49	-	-	-
	Y3	53	52	-	-	-
	W5	52	51	-	-	-
Width Between Arms	F	20¼	19	19	19	20¼
	P	20¼	19	19	19	20¼
	A	24¾-27¼	18½-20½	18½-20⅝	18½-20½	24¾-27¼
	V	12½-27½	11½-26½	11½-26⅝	11½-26½	12½-27½
Cube		11.1	11.1	11.1	5.6	6.3
COM		1.0	1.0	1.0	-	-
Weight Capacity		300 lbs	300 lbs	300 lbs	300 lbs	300 lbs



Icon Legend on page 17

# IGNITION® 2.0

## HITLM



### TASK LOW-BACK

- 4-Way Stretch Mesh Back**
- Pneumatic
- Swivel
- Synchro-tilt
- Tilt Tension
- Tilt Lock
- Optional Lumbar Support

### DIMENSIONS

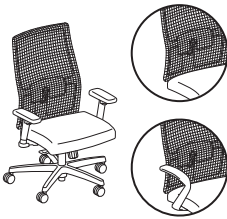
Depth:	22	Width (with arms):	26
Height:	40½	Width (armless):	20
Seat Depth:	16	Cube:	11.1
Seat Width:	18½	COM:	1.0
Back Width:	17½	Weight Rating:	300 lbs.
Back Height:	25½		

### FABRIC PRICE CODES

1	\$485	8	\$623
2	\$509	9	\$641
3	\$533	10	\$659
4	\$551	11	\$677
5	\$569	12	\$695
6	\$587	L	\$685
7	\$605		

! See page 144 for additional specifications and dimensions.

## HIWMM



### TASK MID-BACK

- 4-Way Stretch Mesh Back**
- Pneumatic
- Swivel
- Synchro-tilt
- Tilt Tension
- Tilt Lock
- Optional Lumbar Support

### DIMENSIONS

Depth:	24	Width (with arms):	27
Height:	43¾	Width (armless):	21
Seat Depth:	17¾	Cube:	11.1
Seat Width:	20	COM:	1.0
Back Width:	19	Weight Rating:	300 lbs.
Back Height:	29		

### FABRIC PRICE CODES

1	\$531	8	\$669
2	\$555	9	\$687
3	\$579	10	\$705
4	\$597	11	\$723
5	\$615	12	\$741
6	\$633	L	\$731
7	\$651		

! See page 144 for additional specifications and dimensions.

## HITSM



### TASK LOW-BACK STOOL

- 4-Way Stretch Mesh Back**
- Pneumatic
- Swivel
- Synchro-tilt
- Tilt Tension
- Tilt Lock
- Optional Lumbar Support

### DIMENSIONS

Depth:	22	Width (with arms):	26
Height:	52½	Width (armless):	20
Seat Depth:	16	Cube:	11.1
Seat Width:	18½	COM:	1.0
Back Width:	17½	Weight Rating:	300 lbs.
Back Height:	25½		

### FABRIC PRICE CODES

1	\$580	8	\$718
2	\$604	9	\$736
3	\$628	10	\$754
4	\$646	11	\$772
5	\$664	12	\$790
6	\$682	L	\$780
7	\$700		

! See page 144 for additional specifications and dimensions.

! Not available in Polished Aluminum Base.

**HON Recommendation: HIWMM.Y2.A.H.IM.CU\_\_AL.SB.T - List Price \$701**

## HOW TO SPECIFY

Select Model Number	Select Control Type	Select Arm Type	Select Caster	Select Mesh	Select Fabric	Select Lumbar	Select Base	Select Frame
<b>Y0</b> Synchro-Tilt	<b>N</b> Armless	<b>H</b> Hard Caster	<b>IM</b> Black	See page 137	<b>NL</b> No Lumbar	<b>SB</b> Standard Base	<b>T</b> Black	
<b>Y1</b> Synchro-Tilt w/ Seat Slider (+ \$20)	<b>A</b> Height and Width Adjustable Arms (+ \$75)	<b>S</b> Soft Caster (+ \$30)	<b>IF</b> Fog		<b>AL</b> Adjustable Lumbar (+ \$30)	<b>PA</b> Polished Aluminum (+ \$110)	<b>TI</b> Titanium (+ \$35)	
<b>Y2</b> Advanced Synchro-Tilt (+ \$65)	<b>V</b> All-Adjustable Arms (includes pivot) (+ \$115)	<b>R</b> Roll Control Caster (+ \$50)	<b>IC</b> Charcoal					
<b>Y3</b> Synchro-Tilt with Independent Back Angle (+ \$105)	<b>F</b> Fixed Arms (+ \$65)		<b>IH</b> Chai					
<b>S0</b> Limited Recline Synchro-Tilt (for HITSM only)	<b>P</b> Fixed Arms - Polished (+ \$150)		<b>IY</b> Navy					
<b>S1</b> Limited Recline Synchro-Tilt w/ Seat Slider (+ \$20 for HITSM only)								

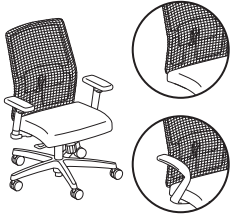
HITLM . Y2 . A . H . IM . CU10 . AL . SB . T

# IGNITION® 2.0



Icon Legend on page 17

## HITLMKD



### TASK LOW-BACK

**4-Way Stretch Mesh Back**  
 Pneumatic  
 Swivel  
 Synchro-tilt  
 Tilt Tension  
 Tilt Lock  
 Optional Lumbar Support

### DIMENSIONS

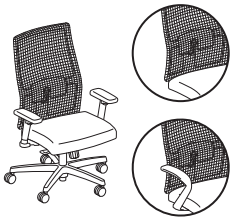
Depth:	22	Back Height:	25½
Height:	40½	Width (with arms):	26
Seat Depth:	16	Width (armless):	20
Seat Width:	18½	Cube:	6.3
Back Width:	17½	Weight Rating:	300 lbs.

### FABRIC PRICE CODES

<b>1</b>	<b>\$445</b>
<b>2</b>	<b>\$469</b>
<b>3</b>	<b>\$493</b>

! See page 144 for additional specifications and dimensions.

## HIWMMKD



### TASK MID-BACK

**4-Way Stretch Mesh Back**  
 Pneumatic  
 Swivel  
 Synchro-tilt  
 Tilt Tension  
 Tilt Lock  
 Optional Lumbar Support

### DIMENSIONS

Depth:	24	Back Height:	29
Height:	43¾	Width (with arms):	27
Seat Depth:	17¾	Width (armless):	21
Seat Width:	20	Cube:	5.6
Back Width:	19	Weight Rating:	300 lbs.

### FABRIC PRICE CODES

<b>1</b>	<b>\$491</b>
<b>2</b>	<b>\$515</b>
<b>3</b>	<b>\$539</b>

! See page 144 for additional specifications and dimensions.

**HON Recommendation: HIWMMKD.Y2.A.H.IM.CU\_\_AL.SB.T - List Price \$661**

## HOW TO SPECIFY

<b>Select Model Number</b>  <b>H I W M M K D</b>	<b>Select Control Type</b>  <b>Y1</b> Synchro-Tilt w/ Seat Slider (+ \$20) <b>Y2</b> Advanced Synchro-Tilt (+ \$65)	<b>Select Arm Type</b>  <b>A</b> Height and Width Adjustable Arms (+ \$75)	<b>Select Caster</b>  <b>H</b> Hard Caster	<b>Select Mesh</b>  <b>IM</b> Black <b>IF</b> Fog <b>IC</b> Charcoal	<b>Select Fabric</b>  See page 137	<b>Select Lumbar</b>  <b>NL</b> No Lumbar <b>AL</b> Adjustable Lumbar (+ \$30)	<b>Select Base</b>  <b>SB</b> Standard Base	<b>Select Frame</b>  <b>T</b> Black <b>T1</b> Titanium (+ \$35)
<b>H I W M M K D</b>	<b>Y 2</b>	<b>A</b>	<b>H</b>	<b>I M</b>	<b>C U 1 0</b>	<b>A L</b>	<b>S B</b>	<b>T</b>

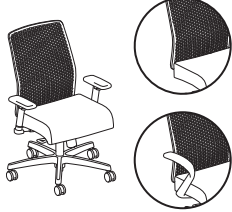
# IGNITION® 2.0 ReActiv®

GSA SIN 711-18



Icon Legend on page 17

## HITLRA



### TASK LOW-BACK

**ReActiv® Back**  
Pneumatic  
Swivel  
Synchro-tilt  
Tilt Tension  
Tilt Lock  
Optional Lumbar Support

### DIMENSIONS

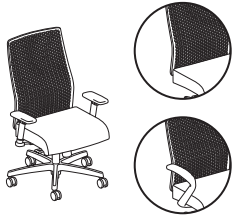
Depth: 22  
Height: 40½  
Seat Depth: 16  
Seat Width: 18½  
Back Width: 17½  
Back Height: 25½  
Width (with arms): 26  
Width (armless): 20  
Cube: 11.1  
COM: 1.0  
Weight Rating: 300 lbs.

### FABRIC PRICE CODES

1	\$515	8	\$653
2	\$539	9	\$671
3	\$563	10	\$689
4	\$581	11	\$707
5	\$599	12	\$725
6	\$617	L	\$715
7	\$635		

① See page 144 for all other control specifications.

## HIWMRA



### TASK MID-BACK

**ReActiv® Back**  
Pneumatic  
Swivel  
Synchro-tilt  
Tilt Tension  
Tilt Lock  
Optional Lumbar Support

### DIMENSIONS

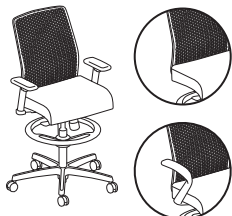
Depth: 24  
Height: 43¾  
Seat Depth: 17¾  
Seat Width: 20  
Back Width: 19  
Back Height: 29  
Width (with arms): 27  
Width (armless): 21  
Cube: 11.1  
COM: 1.0  
Weight Rating: 300 lbs.

### FABRIC PRICE CODES

1	\$561	8	\$699
2	\$585	9	\$717
3	\$609	10	\$735
4	\$627	11	\$753
5	\$645	12	\$771
6	\$663	L	\$761
7	\$681		

① See page 144 for all other control specifications.

## HITSRA



### TASK LOW-BACK STOOL

**ReActiv® Back**  
Pneumatic  
Swivel  
Synchro-tilt  
Tilt Tension  
Tilt Lock  
Optional Lumbar Support

### DIMENSIONS

Depth: 22  
Height: 52½  
Seat Depth: 16  
Seat Width: 18½  
Back Width: 17½  
Back Height: 25½  
Width (with arms): 26  
Width (armless): 20  
Cube: 11.1  
COM: 1.0  
Weight Rating: 300 lbs.

### FABRIC PRICE CODES

1	\$610	8	\$748
2	\$634	9	\$766
3	\$658	10	\$784
4	\$676	11	\$802
5	\$694	12	\$820
6	\$712	L	\$810
7	\$730		

① See page 144 for all other control specifications.

① Not available in Polished Aluminum Base.

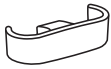
**HON Recommendation: HIWMRA.Y2.A.H.\_\_\_CU\_\_\_.AL.SB.T - List Price \$731**

## HOW TO SPECIFY

Select Model Number	Select Control Type	Select Arm Type	Select Caster	Select Back Color	Select Fabric	Select Lumbar	Select Base	Select Frame
	<b>Y0</b> Synchro-Tilt <b>Y1</b> Synchro-Tilt w/ Seat Slider (+ \$20) <b>Y2</b> Advanced Synchro-Tilt (+ \$65) <b>Y3</b> Synchro-Tilt with Independent Back Angle (+ \$105) <b>S0</b> Limited Synchro-Tilt (for HITSRA only) <b>S1</b> Limited Synchro-Tilt w/ Seat Slider (+ \$20 for HITSRA only) <i>Specify S0 or S1 for HITSRA model ONLY</i>	<b>N</b> Armless <b>A</b> Height and Width Adjustable Arms (+ \$75) <b>V</b> All-Adjustable Arms (includes pivot) (+ \$115) <b>F</b> Fixed Arms (+ \$65) <b>P</b> Fixed Arms - Polished (+ \$150)	<b>H</b> Hard Caster <b>S</b> Soft Caster (+ \$30) <b>R</b> Roll Control Caster (+ \$50)	<b>OS</b> Charcoal ReActiv® <b>TI</b> Titanium ReActiv®	See page 137	<b>NL</b> No Lumbar <b>AL</b> Adjustable Lumbar (+ \$30)	<b>SB</b> Standard Base <b>PA</b> Polished Aluminum (+ \$110)	<b>T</b> Black <b>TI</b> Titanium (+ \$35)
<b>HITLRA</b>	<b>Y2</b>	<b>A</b>	<b>H</b>	<b>OS</b>	<b>CU10</b>	<b>AL</b>	<b>SB</b>	<b>T</b>



### HIGB1



#### GANGING BRACKET

- For Armless Guest Chairs
- 24 per package


#### DIMENSIONS

Ship Weight: 1 **Ⓢ**  
Cube: 0.1

#### LIST PRICE

\$80

### HI2ATA



#### ADJUSTABLE ARMS

Height and Width  
Functions: **S**  
(Function Key on pages 18-19)

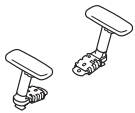
#### DIMENSIONS

Adjustable Arms Width: 17-19½  
Height from Seat: 8-11  
Ship Weight: 8 **Ⓢ**  
Cube: 1.0

#### LIST PRICE

\$121

### HI2AAA



#### ALL-ADJUSTABLE ARMS

Height, Width, Depth and Pivot

#### DIMENSIONS

Adjustable Arms Width: 17-20  
Height from Seat: 7-11  
Ship Weight: 8 **Ⓢ**  
Cube: 1.0

#### LIST PRICE

\$163

### HI2FHA



#### FIXED HEIGHT ARMS

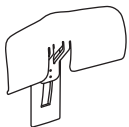
#### DIMENSIONS

Arm Width: 20  
Height from Seat: 9½  
Ship Weight: 7 **Ⓢ**  
Cube: 1.0

#### LIST PRICE

\$111

### HILMBR



#### LUMBAR SUPPORT

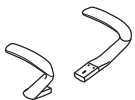
#### DIMENSIONS

Ship Weight: 8 **Ⓢ**  
Cube: 1.0

#### LIST PRICE

\$32

### HIPAA



#### POLISHED ALUMINUM ARMS

Fixed Height

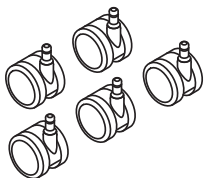
#### DIMENSIONS

Arm Width: 20  
Height from Seat: 9½  
Ship Weight: 10 **Ⓢ**  
Cube: 1.0

#### LIST PRICE

\$185

### HSCASTER



#### SET OF 5 SOFT CASTERS

#### DIMENSIONS

Size: 60mm  
Ship Weight: 2 **Ⓢ**  
Cube: 0.1

#### LIST PRICE

\$30

**!** Available in Black finish only, no specification needed.

## HOW TO SPECIFY

Select Model Number

Select Frame

**T** Black  
**TI** Titanium

Not specified for models HIGB1 or HIPAA

H I 2 A T A .

T

# IGNITION®

## Guest Chair Options

ARM STYLE	CODE	DESCRIPTION	PRICE
	<b>N</b>	Armless	<b>+\$0</b>
	<b>F</b>	Fixed Arms	<b>+\$30</b>

BACK STYLE	CODE	DESCRIPTION	PRICE
<b>U</b>		Upholstered	<b>+\$0</b>
<b>IM</b>		Black	<b>+\$0</b>
<b>IF</b>		Fog	<b>+\$0</b>
<b>IC</b>		Charcoal	<b>+\$0</b>
<b>IH</b>		Chai	<b>+\$0</b>
<b>IY</b>		Navy	<b>+\$0</b>

CASTERS/ GLIDE	CODE	DESCRIPTION	PRICE
	<b>H</b>	Hard Caster	<b>+\$0</b>
	<b>S</b>	Soft Caster	<b>+\$20</b>
	<b>E</b>	Glide	<b>+\$0</b>

*Casters only available on HIGS6*

FRAME	CODE	DESCRIPTION	PRICE
<b>T</b>		Black	<b>+\$0</b>
<b>BLCK</b>		Textured Black	<b>+\$0</b>
<b>PLAT</b>		Textured Platinum Metallic	<b>+\$0</b>
<b>PR8T</b>		Textured Titanium	<b>+\$35</b>

*By selecting PR8T, unit will be produced with titanium colored arm caps, back frame & glides*



Icon Legend on page 17

## HIGCL



### GUEST CHAIR

Fixed Arms  
Glides

### DIMENSIONS

Depth:	24	Arm Width:	19¼
Width:	23	Seat to Floor Height:	18½
Height:	35½	Usable Seat Depth:	16¾
Seat Depth:	18	Ship Weight:	42
Seat Width:	19½	Cube:	15.2
Back Width:	19½	COM:	2.0
Back Height:	20	Weight Rating:	300 lbs.

### FABRIC PRICE CODES

<b>1</b>	<b>\$452</b>	<b>8</b>	<b>\$728</b>
<b>2</b>	<b>\$500</b>	<b>9</b>	<b>\$764</b>
<b>3</b>	<b>\$548</b>	<b>10</b>	<b>\$800</b>
<b>4</b>	<b>\$584</b>	<b>11</b>	<b>\$836</b>
<b>5</b>	<b>\$620</b>	<b>12</b>	<b>\$872</b>
<b>6</b>	<b>\$656</b>	<b>L</b>	<b>\$752</b>
<b>7</b>	<b>\$692</b>		

HON Recommendation: HIGCL.E.U.CU\_\_T - List Price \$452

## HOW TO SPECIFY

<b>Select Model Number</b>  HIGCL	<b>Select Glide</b> E Glide  E	<b>Select Back Type</b> U Upholstered  U	<b>Select Fabric</b> See page 137  CU10	<b>Select Frame</b> T Black BLCK Textured Black PLAT Textured Platinum Metallic  T
---	---	---	--	---

## HIB50



### BARIATRIC LOUNGE

Fixed Arms  
Glides

### DIMENSIONS

Depth:	25½	Arm Width:	30
Width:	33¾	Seat to Floor Height:	20
Height:	35¾	Usable Seat Depth:	18¾
Seat Depth:	18¾	Ship Weight:	70
Seat Width:	29¾	Cube:	27.5
Back Width:	29	COM:	2.5
Back Height:	19¼	Weight Rating:	500 lbs.

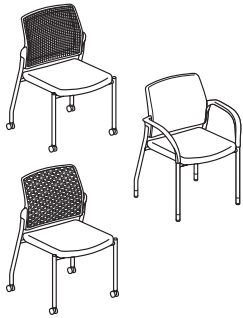
### FABRIC PRICE CODES

<b>1</b>	<b>\$1318</b>	<b>8</b>	<b>\$1663</b>
<b>2</b>	<b>\$1378</b>	<b>9</b>	<b>\$1708</b>
<b>3</b>	<b>\$1438</b>	<b>10</b>	<b>\$1753</b>
<b>4</b>	<b>\$1483</b>	<b>11</b>	<b>\$1798</b>
<b>5</b>	<b>\$1528</b>	<b>12</b>	<b>\$1843</b>
<b>6</b>	<b>\$1573</b>	<b>L</b>	<b>\$1818</b>
<b>7</b>	<b>\$1618</b>		

## HOW TO SPECIFY

<b>Select Model Number</b>  HIB50	<b>Select Arm Type</b> F Fixed Arms  F	<b>Select Glide</b> E Glide  E	<b>Select Back Type</b> U Upholstered  U	<b>Select Fabric</b> See page 137  CU10	<b>Select Frame</b> T Black BLCK Textured Black PLAT Textured Platinum Metallic  T
---	---	---	---	--	---



**HIGS6****MULTI-PURPOSE**

Four Legs

**DIMENSIONS**

Depth:	21 <sup>3</sup> / <sub>4</sub>	Seat to Floor Height:	18 <sup>3</sup> / <sub>8</sub>
Width:	25	Usable Seat Depth:	17 <sup>3</sup> / <sub>8</sub>
Height:	33 <sup>1</sup> / <sub>2</sub>	Ship Weight:	28
Seat Depth:	17 <sup>3</sup> / <sub>8</sub>	Cube:	15.1
Seat Width:	18 <sup>3</sup> / <sub>4</sub>	COM (upholstered back):	1.5
Back Width:	18 <sup>1</sup> / <sub>4</sub>	COM (mesh/ReActiv® back):	1.0
Back Height:	18 <sup>1</sup> / <sub>8</sub>	Weight Rating:	300 lbs.
Arm Width:	21 <sup>1</sup> / <sub>2</sub>		


**FABRIC PRICE CODES**

<b>1</b>	<b>\$429</b>	<b>8</b>	<b>\$636</b>
<b>2</b>	<b>\$465</b>	<b>9</b>	<b>\$663</b>
<b>3</b>	<b>\$501</b>	<b>10</b>	<b>\$690</b>
<b>4</b>	<b>\$528</b>	<b>11</b>	<b>\$717</b>
<b>5</b>	<b>\$555</b>	<b>12</b>	<b>\$744</b>
<b>6</b>	<b>\$582</b>	<b>L</b>	<b>\$729</b>
<b>7</b>	<b>\$609</b>		

NOTES: Stacks 4-high.

! Ganging brackets work with armless Guest/Multi-purpose models only.

! ReActiv® back option not available on FC models.

**HISB6****MULTI-PURPOSE**

Sled Base

**DIMENSIONS**

Depth:	23 <sup>3</sup> / <sub>4</sub>	Seat to Floor Height:	18 <sup>3</sup> / <sub>8</sub>
Width:	25	Usable Seat Depth:	17 <sup>3</sup> / <sub>8</sub>
Height:	33 <sup>1</sup> / <sub>2</sub>	Ship Weight:	30
Seat Depth:	17 <sup>3</sup> / <sub>8</sub>	Cube:	15.1
Seat Width:	18 <sup>3</sup> / <sub>4</sub>	COM (upholstered back):	1.5
Back Width:	18 <sup>1</sup> / <sub>4</sub>	COM (mesh/ReActiv® back):	1.0
Back Height:	18 <sup>1</sup> / <sub>8</sub>	Weight Rating:	300 lbs.
Arm Width:	21 <sup>1</sup> / <sub>2</sub>		

**FABRIC PRICE CODES**

<b>1</b>	<b>\$429</b>	<b>8</b>	<b>\$636</b>
<b>2</b>	<b>\$465</b>	<b>9</b>	<b>\$663</b>
<b>3</b>	<b>\$501</b>	<b>10</b>	<b>\$690</b>
<b>4</b>	<b>\$528</b>	<b>11</b>	<b>\$717</b>
<b>5</b>	<b>\$555</b>	<b>12</b>	<b>\$744</b>
<b>6</b>	<b>\$582</b>	<b>L</b>	<b>\$729</b>
<b>7</b>	<b>\$609</b>		

! Ganging brackets work with armless Guest/Multi-purpose models only.

! ReActiv® back option not available on FC models.

**HICS7****CAFÉ-HEIGHT STOOL**

Four Legs

**DIMENSIONS**

Depth:	23	Seat to Floor Height:	31
Width:	25	Usable Seat Depth:	17 <sup>3</sup> / <sub>8</sub>
Height:	46 <sup>1</sup> / <sub>2</sub>	Ship Weight:	37
Seat Depth:	17 <sup>3</sup> / <sub>8</sub>	Cube:	21.8
Seat Width:	18 <sup>3</sup> / <sub>4</sub>	COM (upholstered back):	1.5
Back Width:	18 <sup>1</sup> / <sub>4</sub>	COM (mesh/ReActiv® back):	1.0
Back Height:	18 <sup>1</sup> / <sub>8</sub>	Weight Rating:	300 lbs.
Arm Width:	21 <sup>1</sup> / <sub>2</sub>		

**FABRIC PRICE CODES**

<b>1</b>	<b>\$543</b>	<b>8</b>	<b>\$750</b>
<b>2</b>	<b>\$579</b>	<b>9</b>	<b>\$777</b>
<b>3</b>	<b>\$615</b>	<b>10</b>	<b>\$804</b>
<b>4</b>	<b>\$642</b>	<b>11</b>	<b>\$831</b>
<b>5</b>	<b>\$669</b>	<b>12</b>	<b>\$858</b>
<b>6</b>	<b>\$696</b>	<b>L</b>	<b>\$843</b>
<b>7</b>	<b>\$723</b>		

! Ganging brackets work with armless Guest/Multi-purpose models only.

! ReActiv® back option not available on FC models.

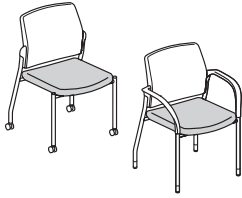
HON Recommendation: HIGS6.F.H.IM.CU\_\_T - List Price \$459

**HOW TO SPECIFY**

Select Model Number	Select Arm Type	Select Glide	Select Back Type	Select Fabric	Select Frame
F N	F Fixed Arms (+ \$30) N Armless	E Glide H Hard Caster S Soft Caster (+ \$20) <i>Casters available on HIGS6 only</i>	U Upholstered IM Black IF Fog IC Charcoal IH Chai IY Navy OS Charcoal ReActiv® (+ \$30) TI Titanium ReActiv® (+ \$30)	See page 137	T Black BLCK Textured Black PLAT Textured Platinum Metallic PR8T Textured Titanium (+ \$35)
HIGS6	F	H	IM	CU10	T



**HIGS6DF**



**MULTI-PURPOSE**

**Dual Fabric**  
Four Legs

**DIMENSIONS**

Depth:	21 <sup>3</sup> / <sub>4</sub>	Arm Width:	21 <sup>1</sup> / <sub>2</sub>
Width:	25	Seat to Floor Height:	18 <sup>3</sup> / <sub>8</sub>
Height:	33 <sup>1</sup> / <sub>2</sub>	Usable Seat Depth:	17 <sup>3</sup> / <sub>8</sub>
Seat Depth:	17 <sup>3</sup> / <sub>8</sub>	Ship Weight (upholstered back):	28
Seat Width:	18 <sup>3</sup> / <sub>4</sub>	Cube (upholstered back):	15.1
Back Width:	18 <sup>1</sup> / <sub>4</sub>	COM (back):	0.75
Back Height:	18 <sup>1</sup> / <sub>8</sub>	COM (seat):	0.75
		Weight Rating:	300 lbs.


**FABRIC PRICE CODES**

<b>1</b>	<b>\$504</b>	
<i>Add to Base Price Above</i>		
	<b>Back</b>	<b>Seat</b>
<b>2</b>	<b>\$18</b>	<b>\$18</b>
<b>3</b>	<b>\$36</b>	<b>\$36</b>
<b>4</b>	<b>\$50</b>	<b>\$50</b>
<b>5</b>	<b>\$63</b>	<b>\$63</b>
<b>6</b>	<b>\$77</b>	<b>\$77</b>
<b>7</b>	<b>\$90</b>	<b>\$90</b>
<b>8</b>	<b>\$104</b>	<b>\$104</b>
<b>9</b>	<b>\$117</b>	<b>\$117</b>
<b>10</b>	<b>\$131</b>	<b>\$131</b>
<b>11</b>	<b>\$144</b>	<b>\$144</b>
<b>12</b>	<b>\$158</b>	<b>\$158</b>
<b>L</b>	<b>\$150</b>	<b>\$150</b>

NOTES: Stacks 4-high.

! Ganging brackets work with armless Guest/Multi-purpose models only.

**HISB6DF**



**MULTI-PURPOSE**

**Dual Fabric**  
Sled Base

**DIMENSIONS**

Depth:	23 <sup>3</sup> / <sub>4</sub>	Arm Width:	21 <sup>1</sup> / <sub>2</sub>
Width:	25	Seat to Floor Height:	18 <sup>3</sup> / <sub>8</sub>
Height:	33 <sup>1</sup> / <sub>2</sub>	Usable Seat Depth:	17 <sup>3</sup> / <sub>8</sub>
Seat Depth:	17 <sup>3</sup> / <sub>8</sub>	Ship Weight (upholstered back):	30
Seat Width:	18 <sup>3</sup> / <sub>4</sub>	Cube (upholstered back):	15.1
Back Width:	18 <sup>1</sup> / <sub>4</sub>	COM (back):	0.75
Back Height:	18 <sup>1</sup> / <sub>8</sub>	COM (seat):	0.75
		Weight Rating:	300 lbs.

**FABRIC PRICE CODES**

<b>1</b>	<b>\$504</b>	
<i>Add to Base Price Above</i>		
	<b>Back</b>	<b>Seat</b>
<b>2</b>	<b>\$18</b>	<b>\$18</b>
<b>3</b>	<b>\$36</b>	<b>\$36</b>
<b>4</b>	<b>\$50</b>	<b>\$50</b>
<b>5</b>	<b>\$63</b>	<b>\$63</b>
<b>6</b>	<b>\$77</b>	<b>\$77</b>
<b>7</b>	<b>\$90</b>	<b>\$90</b>
<b>8</b>	<b>\$104</b>	<b>\$104</b>
<b>9</b>	<b>\$117</b>	<b>\$117</b>
<b>10</b>	<b>\$131</b>	<b>\$131</b>
<b>11</b>	<b>\$144</b>	<b>\$144</b>
<b>12</b>	<b>\$158</b>	<b>\$158</b>
<b>L</b>	<b>\$150</b>	<b>\$150</b>

! Ganging brackets work with armless Guest/Multi-purpose models only.

**HON Recommendation: HIGS6DF.F.H.U.CU\_\_UR\_\_.T - List Price \$570**

**HOW TO SPECIFY**

<p><b>Select Model Number</b></p> <p>HIGS6DF</p>	<p><b>Select Arm Type</b></p> <p>F Fixed Arms (+ \$30) N Armless</p> <p>F</p>	<p><b>Select Glide</b></p> <p>E Glide H Hard Caster S Soft Caster (+ \$20) <i>Casters available on HIGS6DF only</i></p> <p>H</p>	<p><b>Select Back Type</b></p> <p>U Upholstered</p> <p>U</p>	<p><b>Select Back Fabric</b></p> <p>See page 137</p> <p>CU10</p>	<p><b>Select Seat Fabric</b></p> <p>See page 137</p> <p>UR10</p>	<p><b>Select Frame</b></p> <p>T Black BLCK Textured Black PLAT Textured Platinum Metallic PR8T Textured Titanium (+ \$35)</p> <p>T</p>
--	---	--	--	--	--	--



Icon Legend on page 17

## HICS7DF



### CAFÉ-HEIGHT STOOL

Dual Fabric  
Four Legs

### DIMENSIONS

Depth:	23	Arm Width:	21½
Width:	25	Seat to Floor Height:	31
Height:	46½	Usable Seat Depth:	17¾
Seat Depth:	17¾	Ship Weight (upholstered back):	37
Seat Width:	18¾	Cube (upholstered back):	21.8
Back Width:	18¼	COM (back):	0.75
Back Height:	18½	COM (seat):	0.75
		Weight Rating:	300 lbs.

### FABRIC PRICE CODES

1 \$618

Add to Base Price Above

	Back	Seat
2	\$18	\$18
3	\$36	\$36
4	\$50	\$50
5	\$63	\$63
6	\$77	\$77
7	\$90	\$90
8	\$104	\$104
9	\$117	\$117
10	\$131	\$131
11	\$144	\$144
12	\$158	\$158
L	\$150	\$150

! Ganging brackets work with armless Guest/Multi-purpose models only.

## HIGB1



### GANGING BRACKET

- For Armless Guest Chairs
- 24 per package

### DIMENSIONS

Ship Weight:	1 Ⓢ
Cube:	0.1

### LIST PRICE

\$80

**HON Recommendation: HICS7DF.F.H.U.CU\_\_UR\_\_.T - List Price \$684**

## HOW TO SPECIFY

Select Model Number	Select Arm Type	Select Glide	Select Back Type	Select Back Fabric	Select Seat Fabric	Select Frame
F	<ul style="list-style-type: none"> <li>F Fixed Arms (+ \$30)</li> <li>N Armless</li> </ul>	<ul style="list-style-type: none"> <li>E Glide</li> <li>H Hard Caster</li> <li>S Soft Caster (+ \$20)</li> </ul> <p><i>Casters available on HIGS6DF only</i></p>	<ul style="list-style-type: none"> <li>U Upholstered</li> </ul>	See page 137	See page 137	<ul style="list-style-type: none"> <li>T Black</li> <li>BLCK Textured Black</li> <li>PLAT Textured Platinum Metallic</li> <li>PR8T Textured Titanium (+ \$35)</li> </ul>
HICS7DF	F	H	U	CU10	UR10	T



# INSTIGATE™ Mesh Guest Chairs

## HVL508



### GUEST CHAIR

Leg Base  
Armless  
Stacks up to Four High

### DIMENSIONS

Depth:	22¼	Back Height:	19
Width:	24	Seat to Floor Height:	18¾
Height:	35¾	Usable Seat Depth:	17½
Seat Depth:	17½	Ship Weight:	18.8 Ⓢ
Seat Width:	18½	Cube:	3.1
Back Width:	17½	Weight Rating:	250 lbs.

### PRICE CODE

**Fabric**      **\$191**

NOTES: Mesh back. Black fabric seat. Double cross bar frame increases strength and durability. Stackable up to 4-high. **HON 5-Year Limited Warranty.**

**HON Recommendation: HVL508.ES10 - List Price \$191**

## HVL518



### GUEST CHAIR

Leg Base  
Arms  
Stacks up to Four High

### DIMENSIONS

Depth:	22¼	Arm Width:	20¼
Width:	24	Seat to Floor Height:	17¾
Height:	35¾	Usable Seat Depth:	17½
Seat Depth:	17½	Ship Weight:	22.2 Ⓢ
Seat Width:	18½	Cube:	3.2
Back Width:	17½	Weight Rating:	250 lbs.
Back Height:	19		

### PRICE CODE

**Fabric**      **\$212**

NOTES: Mesh back. Fixed arms. Double cross bar frame increases strength and durability. Stackable up to 4-high. Black fabric seat. **HON 5-Year Limited Warranty.**

**HON Recommendation: HVL518.ES10 - List Price \$212**

## HVL528



### CAFÉ STOOL

Leg Base  
Armless

### DIMENSIONS

Depth:	23¾	Back Height:	19
Width:	20½	Seat to Floor Height:	33⅝
Height:	49¾	Usable Seat Depth:	17½
Seat Depth:	17½	Ship Weight (armless):	40.0 Ⓢ
Seat Width:	18½	Cube (armless):	7.0
Back Width:	17½	Weight Rating:	250 lbs.

### PRICE CODE

**Fabric**  
**Per Carton**      **\$539**  
**Single Unit**      **\$269.50**

NOTES: Mesh back. Black fabric seat. Ships two per carton. **HON 5-Year Limited Warranty.**

Ⓢ Instigate™ HVL538 and HVL528 are ordered and shipped two (2) stools per carton. Pricing shown is per carton. Each set of two (one carton), must have the same fabric/frame color. Ordering 2 of any model will result in 2 cartons being shipped, giving you 4 stools.

**HON Recommendation: HVL528.ES10 - List Price \$539**

## HVL538



### CAFÉ STOOL

Leg Base  
Arms

### DIMENSIONS

Depth:	23¾	Arm Width:	20¼
Width:	20½	Seat to Floor Height:	33⅝
Height:	49¾	Usable Seat Depth:	17½
Seat Depth:	17½	Ship Weight:	44.5 Ⓢ
Seat Width:	18½	Cube:	7.8
Back Width:	17½	Weight Rating:	250 lbs.
Back Height:	19		

### PRICE CODE

**Fabric**  
**Per Carton**      **\$586**  
**Single Unit**      **\$293.00**

NOTES: Mesh back. Black fabric seat. Fixed arms. Ships two per carton. **HON 5-Year Limited Warranty.**

**HON Recommendation: HVL538.ES10 - List Price \$586**

## HOW TO SPECIFY

<b>Select Model Number</b>	<b>Select Fabric</b>
	ES10 Black Fabric (only)
H V L 5 1 8 .	E S 1 0

# INVITATION® 2110 SERIES



Invitation Guest Chairs  
and Table Connectors.

## INVITATION® 2110 SERIES

Invitation brings the comforts of home into the workplace. Enjoy the simple pleasure of welcoming guests in arm chairs with integrated tables. Invitation guest chairs coordinate with Invitation lounge seating to make any space more comfortable and cohesive. Arrange in rows, groups or any configuration to suit your space or needs. The practical design and long-lasting comfort adds up to a stylish Invitation.



## FEATURES

- Contoured back rest on guest chairs delivers ergonomic comfort.
- Floating back design enables easy cleaning.
- Guest chairs can be ganged together to create straight rows.
- Molded polymer seat shell increases comfort and durability.
- Solid hardwood in one of eight attractive finishes.
- Warranted for users up to 250 lbs.

# INVITATION® 2110 Series Options

## MODEL OPTIONS

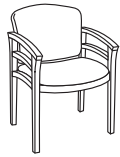
H2111



**Guest Chair**

Leg Base, Arms

H2112



**Guest Chair**

Leg Base, Double  
Rail Arms

## AVAILABLE FINISHES

Invitation® 2110 Series Seating is available in 8 wood finishes.

### WOOD FINISHES

Bourbon Cherry (H)

Cognac (COGN)

Harvest (C)

Mahogany (N)

Mocha (MOCH)

Natural Maple (D)

Pinnacle (PINC)

Shaker Cherry (F)

## HON BRANDED FABRICS

### GRADE 1

Attire  
Centurion  
Compass  
Contourett Polyurethane  
Dapper  
Hamilton  
Inertia  
Optic

### GRADE 2


Appoint Seating  
Clyde  
Dotty  
Rush  
Seed  
Spin Seating  
Whisper Vinyl

### GRADE 3

In Season  
Purl  
Silvertex™ Vinyl

**For a complete list of fabrics, including partnership fabrics, go to [hon.com/fabricsandfinishes](http://hon.com/fabricsandfinishes).**

Reference Fabric Color Combinations on pages 20-24 for color codes and legend on page 21 for lead times. COM yardage shown is for Pattern Cut only. Contact Customer Service for Railroaded yardage requirements. For additional HON to Supply COM fabric grade pricing, go to [honready.hon.com](http://honready.hon.com) and click on the HON to Supply COM link.

 For Fire Code model, availability and ordering method, refer to pages 28-31. Available on select models, contact HON Customer Support for availability.

# INVITATION® 2110 Series

GSA SIN 711-18



Icon Legend on page 17

## H2111



### GUEST CHAIR

Leg Base  
Arms

### DIMENSIONS

Depth:	22	Arm Width:	18 <sup>7</sup> / <sub>8</sub>
Width:	23 <sup>1</sup> / <sub>2</sub>	Seat to Floor Height:	18 <sup>1</sup> / <sub>2</sub>
Height:	33 <sup>3</sup> / <sub>8</sub>	Usable Seat Depth:	17
Seat Depth:	17	Ship Weight:	24
Seat Width:	20	Cube:	15.0
Back Width:	21	COM:	1.5
Back Height:	16	Weight Rating:	250 lbs.

### FABRIC PRICE CODES

1	\$618	8	\$825
2	\$654	9	\$852
3	\$690	10	\$879
4	\$717	11	\$906
5	\$744	12	\$933
6	\$771	L	—
7	\$798		

## H2112



### GUEST CHAIR

Leg Base  
Double Rail Arms

### DIMENSIONS

Depth:	22	Arm Width:	18 <sup>7</sup> / <sub>8</sub>
Width:	23 <sup>1</sup> / <sub>2</sub>	Seat to Floor Height:	18 <sup>1</sup> / <sub>2</sub>
Height:	33 <sup>3</sup> / <sub>8</sub>	Usable Seat Depth:	17
Seat Depth:	17	Ship Weight:	28
Seat Width:	20	Cube:	15.0
Back Width:	21	COM:	1.5
Back Height:	16	Weight Rating:	250 lbs.

### FABRIC PRICE CODES

1	\$678	8	\$885
2	\$714	9	\$912
3	\$750	10	\$939
4	\$777	11	\$966
5	\$804	12	\$993
6	\$831	L	—
7	\$858		

**HON Recommendation: H2111.MOCH.CU\_\_ - List Price \$618**

## HOW TO SPECIFY

Select  
Model Number

H 2 1 1 1 .

Select  
Finish

See page 155

M O C H .

Select  
Fabric

See page 155

C U 1 0 .



# INVITATION®

## 2110 Series Connectors

### H2141



#### CONNECTORS

for Model H2111  
One connector per two chairs

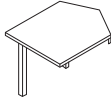
#### DIMENSIONS

Depth: 13<sup>5</sup>/<sub>16</sub>      Ship Weight: 2.0 **Ⓢ**  
Width: 4<sup>7</sup>/<sub>8</sub>              Cube: 0.3  
Height: 1                  Weight Rating: 300 lbs.

#### LIST PRICE

**\$59**

### H2142



#### CORNER TABLE CONNECTOR

for Model H2111

#### DIMENSIONS

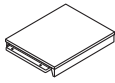
Depth: 28                  Ship Weight: 25.5 **Ⓢ**  
Width: 28                  Cube: 2.6  
Height: 17<sup>1</sup>/<sub>4</sub>              Weight Rating: 300 lbs.

#### LIST PRICE

**\$519**

! Customer or dealer must attach leg to table.

### H2143



#### STRAIGHT TABLE CONNECTOR

for Model H2111

#### DIMENSIONS

Depth: 17<sup>1</sup>/<sub>8</sub>              Ship Weight: 16.5 **Ⓢ**  
Width: 21                  Cube: 1.5  
Height: 17<sup>1</sup>/<sub>4</sub>              Weight Rating: 300 lbs.

#### LIST PRICE

**\$375**

### H2144



#### CONNECTORS

for Model H2112  
One connector per two chairs

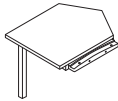
#### DIMENSIONS

Depth: 13<sup>5</sup>/<sub>16</sub>              Ship Weight: 2.0 **Ⓢ**  
Width: 4<sup>7</sup>/<sub>8</sub>                  Cube: 0.3  
Height: 1<sup>5</sup>/<sub>16</sub>                Weight Rating: 300 lbs.

#### LIST PRICE

**\$59**

### H2145



#### CORNER TABLE CONNECTOR

for Model H2112

#### DIMENSIONS

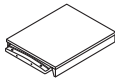
Depth: 28                  Ship Weight: 25.5 **Ⓢ**  
Width: 28                  Cube: 2.6  
Height: 17<sup>1</sup>/<sub>4</sub>              Weight Rating: 300 lbs.

#### LIST PRICE

**\$519**

! Customer or dealer must attach leg to table.

### H2146



#### STRAIGHT TABLE CONNECTOR

for Model H2112

#### DIMENSIONS

Depth: 17<sup>1</sup>/<sub>8</sub>              Ship Weight: 16.5 **Ⓢ**  
Width: 21                  Cube: 1.5  
Height: 17<sup>1</sup>/<sub>4</sub>              Weight Rating: 300 lbs.

#### LIST PRICE

**\$375**

## HOW TO SPECIFY

Select  
Model Number

Select  
Finish

See page 155

H 2 1 4 1 .

H



# INVITATION® LOUNGE



Invitation Lounge.

## INVITATION® LOUNGE

Welcome your guests in professional style. Enjoy the simple pleasure of relaxing on a sofa with a laptop or welcoming guests in plush arm chairs. The Invitation lounge collection combines gracefully sloping arms, tapered wood legs and the deep-foam comfort of separate seat cushions.



## FEATURES

- Transitional design blends contemporary lines and traditional details.
- Clean lines and refined scale easily adapt to any private office or lobby.
- Contemporary tapered legs are offered in Platinum metallic or Black finish.
- Impressive design and fine craftsmanship in an affordably priced lounge chair.
- Removable seat cushion is deeply padded for added comfort.
- Warranted for users up to 250 lbs.

# INVITATION<sup>®</sup>

## Lounge Options


### MODEL OPTIONS

HFAA01




Arm Chair

HFAL02



Love Seat

HFAS03



Sofa

#### LEG COLOR



CODE	DESCRIPTION	PRICE
T	Black	+ \$0



T1	Platinum Metallic	+ \$0
----	-------------------	-------

#### CARTON

CODE	DESCRIPTION	PRICE
BC	Carton	+ \$0

### HON BRANDED FABRICS

#### GRADE 1

Attire  
Centurion  
Compass  
Contourett Polyurethane  
Dapper  
Hamilton  
Inertia  
Optic

#### GRADE 2

Appoint Seating  
Clyde  
Dotty  
Rush  
Seed  
Spin Seating  
Whisper Vinyl

#### GRADE 3

In Season  
Purl  
Silvertex™ Vinyl

#### GRADE L

Denver Leather

**For a complete list of fabrics, including partnership fabrics, go to [hon.com/fabricsandfinishes](http://hon.com/fabricsandfinishes).**

Reference Fabric Color Combinations on pages 20-24 for color codes and legend on page 21 for lead times. For additional HON to Supply COM fabric grade pricing, go to [honready.hon.com](http://honready.hon.com) and click on the HON to Supply COM link.

**🔥** For Fire Code model, availability and ordering method, refer to pages 28-31. Available on select models, contact HON Customer Support for availability.

# INVITATION® Lounge

GSA SIN 711-16



Icon Legend on page 17

## HFAA01

### ARM CHAIR



### DIMENSIONS


Depth:	31½	Arm Width:	20
Width:	30	Seat to Floor Height:	18
Height:	34	Usable Seat Depth:	20
Seat Depth:	20	Ship Weight:	73
Seat Width:	20	Cube:	27.0
Back Width:	20	COM:	5.0
Back Height:	16	Weight Rating:	250 lbs.

### FABRIC PRICE CODES

1	\$1795	8	\$2485
2	\$1915	9	\$2575
3	\$2035	10	\$2665
4	\$2125	11	\$2755
5	\$2215	12	\$2845
6	\$2305	L	\$2795
7	\$2395		

## HFAL02

### LOVE SEAT



### DIMENSIONS


Depth:	31¾	Arm Width:	40¼
Width:	50¼	Seat to Floor Height:	18
Height:	34¼	Usable Seat Depth:	20
Seat Depth:	20	Ship Weight:	112
Seat Width:	40¼	Cube:	55.7
Back Width:	40¼	COM:	6.5
Back Height:	16	Weight Rating:	250 lbs.

### FABRIC PRICE CODES

1	\$2466	8	\$3363
2	\$2622	9	\$3480
3	\$2778	10	\$3597
4	\$2895	11	\$3714
5	\$3012	12	\$3831
6	\$3129	L	\$3766
7	\$3246		

## HFAS03

### SOFA



### DIMENSIONS

Depth:	32	Arm Width:	60½
Width:	70½	Seat to Floor Height:	18
Height:	34½	Usable Seat Depth:	20
Seat Depth:	20	Ship Weight:	140
Seat Width:	60½	Cube:	72.0
Back Width:	60½	COM:	8.5
Back Height:	16	Weight Rating:	250 lbs.

### FABRIC PRICE CODES

1	\$3138	8	\$4311
2	\$3342	9	\$4464
3	\$3546	10	\$4617
4	\$3699	11	\$4770
5	\$3852	12	\$4923
6	\$4005	L	\$4838
7	\$4158		

HON Recommendation: HFAA01.PNS\_\_T.BC - List Price \$1915

## HOW TO SPECIFY

<p><b>Select Model Number</b></p> <p>HFAA01</p>	<p><b>Select Fabric</b></p> <p>See page 159</p> <p>PNS007</p>	<p><b>Select Leg Color</b></p> <p>T Black T1 Platinum Metallic</p> <p>T</p>	<p><b>Select Carton Option</b></p> <p>BC Carton</p> <p>BC</p>
---	---	---	---



Lota Mesh Back Work and Side Chair with Voi® desks.

## LOTA®

If you're looking for all-day comfort without breaking the bank, look no further than Lota. This mesh back family of task and guest chairs offer advanced features for customizable comfort that make it an upscale choice at an affordable price. Lota's control mechanism uses your own weight to provide perfect balance while reclining, and the pivoting arms put upper body support right where it's needed. If you sit for hours on end, put yourself in more control over your comfort.



## FEATURES

- Weight-activated control responds naturally to your body's movements without any adjustments.
- 3-way arms adjust to various heights, depths and pivot positions.
- Multi-purpose chairs feature black arms and base.
- One-touch seat height adjustment easily moves the seat up and down.
- Tilt tension controls the rate and ease of recline.
- Tilt lock allows the user to lock out the tilt function.
- 360-degree swivel provides freedom of movement in any direction.
- Polished Aluminum arms and base available on Models H2283 and H2284.
- Models H2281 and H2283 available in black, charcoal and navy fabrics.
- Models H2282 and H2284 available in hundreds of HON fabric options.
- H2285 available in black fabric only.
- Multi-purpose chairs stack four high on the floor.
- Warranted for users up to 275 lbs.

# LOTA<sup>®</sup> Options

## MODEL OPTIONS

H2281



### Mid-Back Work (Mesh Back)

Pneumatic, Tilt Lock, Weight Activated Control, Height, Depth, Pivot Adjustable Arms, Black Arms and Base

H2283



### Mid-Back Work (Mesh Back)

Pneumatic, Tilt Lock, Weight Activated Control, Height, Depth, Pivot Adjustable Arms, Polished Aluminum Arms, Base, and Back Upright

H2285



### Multi-Purpose (Mesh Back)

4-Leg Stacking Frame, Fixed Arms

H2282



### Mid-Back Work (Mesh Back)

Pneumatic, Tilt Lock, Weight Activated Control, Height, Depth, Pivot Adjustable Arms, Black Arms and Base

H2284



### Mid-Back Work (Mesh Back)

Pneumatic, Tilt Lock, Weight Activated Control, Height, Depth, Pivot Adjustable Arms, Polished Aluminum Arms, Base, and Back Upright

## CASTERS



CODE	DESCRIPTION	PRICE
<b>H</b>	Hard Caster	<b>+\$0</b>



<b>S</b>	Soft Caster	<b>+\$30</b>
----------	-------------	--------------

\*Casters available on H2282 and H2284 only

## FRAME

CODE	DESCRIPTION	PRICE
<b>T</b>	Black	<b>+\$0</b>

\*Available on H2281 and H2282 only

<b>PA</b>	Polished Aluminum	<b>+\$0</b>
-----------	-------------------	-------------

\*Available on H2283 and H2284 only

## LOTA<sup>®</sup> MID-BACK WORK H2281/H2283

GRADE 1	GRADE 2	GRADE 3
Black Fabric Charcoal Fabric Navy Fabric		

## LOTA<sup>®</sup> MID-BACK WORK H2282/H2284 HON BRANDED FABRICS

GRADE 1	GRADE 2	GRADE 3
Attire Centurion Compass Contourett Polyurethane Dapper Hamilton Inertia Optic	Appoint Seating Clyde Dotty Rush Seed Spin Seating Whisper Vinyl	In Season Purl Silvertex™ Vinyl

**For a complete list of fabrics, including partnership fabrics, go to [hon.com/fabricsandfinishes](http://hon.com/fabricsandfinishes).**

Reference Fabric Color Combinations on pages 20-24 for color codes and legend on page 21 for lead times.

## MULTI-PURPOSE H2285 HON BRANDED FABRICS

GRADE 1	GRADE 2	GRADE 3
Black Fabric		



## H2281



### MID-BACK WORK CHAIR

**Mesh Back**  
 Pneumatic  
 Tilt Lock  
 Weight Activated Control  
 Height, Depth, Pivot Adjustable  
 Arms  
 Black Arms and Base

Functions: **A, E, F, L, Q**  
 (Function Key on pages 18-19)

! Black Mesh back only.

### DIMENSIONS

Depth:	27¾	Arm Width:	20⅞
Width:	26¾	Seat to Floor Height:	17⅞-21⅞
Height:	43½	Usable Seat Depth:	17¼
Seat Depth:	17¼	Ship Weight:	50 Ⓢ
Seat Width:	19½	Cube:	6.5
Back Width:	17¾	Weight Rating:	250 lbs.
Back Height:	23½		

### LIST PRICE

**\$678**

## H2283



### MID-BACK WORK CHAIR

**Mesh Back**  
 Pneumatic  
 Tilt Lock  
 Weight Activated Control  
 Height, Depth, Pivot Adjustable  
 Arms  
 Polished Aluminum Arms, Base,  
 and Back Upright

Functions: **A, E, F, L, Q**  
 (Function Key on pages 18-19)

! Black Mesh back only.

### DIMENSIONS

Depth:	27¾	Arm Width:	20¼
Width:	26¾	Seat to Floor Height:	17-21
Height:	43⅝	Usable Seat Depth:	17¼
Seat Depth:	17¼	Ship Weight:	53 Ⓢ
Seat Width:	19½	Cube:	6.5
Back Width:	17¾	Weight Rating:	250 lbs.
Back Height:	23½		

### LIST PRICE

**\$832**

**HON Recommendation: H2281.VA10.T - List Price \$678**

## HOW TO SPECIFY

<p><b>Select Model Number</b></p> <p>H 2 2 8 1 .</p> <p>H 2 2 8 3 .</p>	<p><b>Select Fabric</b></p> <p><b>VA10</b> Black Fabric  <b>VA19</b> Charcoal Fabric  <b>VA90</b> Navy Fabric</p> <p>V A 1 0 .</p> <p>V A 1 0 .</p>	<p><b>Select Frame</b></p> <p><b>T</b> Black (available on model H2281 only)  <b>PA</b> Polished Aluminum (available on model H2283 only)</p> <p>T</p> <p>P A</p>
---	---	---



## H2282



### MID-BACK WORK CHAIR

**Mesh Back**  
 Pneumatic  
 Tilt Lock  
 Weight Activated Control  
 Height, Depth, Pivot Adjustable  
 Arms  
 Black Arms and Base

Functions: **A, E, F, L, Q**  
 (Function Key on pages 18-19)

! Black Mesh back only.

### DIMENSIONS

Depth: 27¾  
 Width: 26¾  
 Height: 43½  
 Seat Depth: 17¼  
 Seat Width: 19½  
 Back Width: 17¾  
 Back Height: 23½

Arm Width: 20⅞  
 Seat to Floor Height: 17⅞-21⅞  
 Usable Seat Depth: 17¼  
 Ship Weight: 50 Ⓢ  
 Cube: 6.5  
 Weight Rating: 250 lbs.

### FABRIC PRICE CODES

1	\$745	8	\$883
2	\$769	9	\$901
3	\$793	10	\$919
4	\$811	11	\$937
5	\$829	12	\$955
6	\$847	L	—
7	\$865		

## H2284



### MID-BACK WORK CHAIR

**Mesh Back**  
 Pneumatic  
 Tilt Lock  
 Weight Activated Control  
 Height, Depth, Pivot Adjustable  
 Arms  
 Polished Aluminum Arms, Base,  
 and Back Upright

Functions: **A, E, F, L, Q**  
 (Function Key on pages 18-19)

! Black Mesh back only.

### DIMENSIONS

Depth: 27¾  
 Width: 26¾  
 Height: 43⅝  
 Seat Depth: 17¼  
 Seat Width: 19½  
 Back Width: 17¾  
 Back Height: 23½

Arm Width: 20¼  
 Seat to Floor Height: 17-21  
 Usable Seat Depth: 17¼  
 Ship Weight: 53 Ⓢ  
 Cube: 6.5  
 Weight Rating: 250 lbs.

### FABRIC PRICE CODES

1	\$897	8	\$1035
2	\$921	9	\$1053
3	\$945	10	\$1071
4	\$963	11	\$1089
5	\$981	12	\$1107
6	\$999	L	—
7	\$1017		

**HON Recommendation: H2282.H.CU\_\_T - List Price \$745**

## HOW TO SPECIFY

Select Model Number	Select Caster	Select Fabric	Select Frame
H 2 2 8 2 .	H Hard Caster S Soft Caster (+ \$30)	See page 163	T Black (available on model H2282 only) PA Polished Aluminum (available on model H2284 only)
H 2 2 8 4 .	H	C U 1 0 .	T
	H	C U 1 0 .	P A





## H2285



### MULTI-PURPOSE CHAIR

**Mesh Back**  
4-Leg Stacking Frame  
Fixed Arms

### DIMENSIONS

Depth:	24 <sup>3</sup> / <sub>4</sub>	Arm Width:	19 <sup>1</sup> / <sub>8</sub>
Width:	23	Seat to Floor Height:	19 <sup>1</sup> / <sub>8</sub>
Height:	34 <sup>1</sup> / <sub>2</sub>	Usable Seat Depth:	17 <sup>3</sup> / <sub>4</sub>
Seat Depth:	17 <sup>3</sup> / <sub>4</sub>	Ship Weight:	20
Seat Width:	18 <sup>7</sup> / <sub>8</sub>	Cube:	2.8
Back Width:	17 <sup>1</sup> / <sub>8</sub>	Weight Rating:	250 lbs.
Back Height:	17 <sup>3</sup> / <sub>4</sub>		

### LIST PRICE

**\$353**

NOTES: Casters and glides ship packaged together for customer's assembly choice. Stacks 4-high on floor.

Available in VA10 Black fabric seat and Black frame only. Black Mesh back only.

## HOW TO SPECIFY

Select  
Model Number

H 2 2 8 5 .

Select  
Fabric  
VA10 Black Fabric

V A 1 0 .

Select  
Frame  
T Black

T

# MOTIVATE® CHAIRS



Motivate 4-Leg Stacking  
Chairs and Table.

## MOTIVATE® CHAIRS

A presentation in the morning. A training session in the afternoon. Today's multi-purpose spaces are in constant flux, and need an adaptable seating solution that delivers instant comfort for all, while easily moving around to support various activities. Motivate task chairs, stacking/nesting chairs and guest chairs create a streamlined collection of seating that intuitively responds to your body's natural movements and curves. Whether sitting for five minutes or five hours, when you Motivate your team you put everyone at ease.



## FEATURES

- Choose plastic, upholstered or 4-Way Stretch mesh back.
- Easily move chairs around the space for quick rearrangement.
- HMN1 nesting/stacking chairs stack four high on the floor.
- HMS1 sled base chairs stack 12 high on the floor or 40 high on a cart.
- HMS2 sled base chairs stack six high on the floor.
- Dynamic flex-zone motion in seat and back provides balance and lumbar support.
- Model HMT5 task stool features an adjustable footring.
- Plastic shell is available in 13 colors.
- Available in hundreds of quality HON fabrics.
- Warranted for users up to 300 lbs.

## TASK CHAIR FEATURES

- One-touch seat height adjustment easily moves the seat up and down.
- 360-degree swivel provides freedom of movement in any direction.
- Warranted for users up to 300 lbs.

# MOTIVATE® Task Chair Options

## MODEL OPTIONS

HMT1



### Flex-back

Upholstered Seat,  
Pneumatic, Swivel

HMT5



### Flex-back

Upholstered Seat,  
Pneumatic, Swivel  
Adjustable Footring

## ARM STYLE

CODE	DESCRIPTION	PRICE
<b>N</b>	Armless	<b>+\$0</b>
<b>A</b>	Adjustable Arms	<b>+\$70</b>



## CASTERS

CODE	DESCRIPTION	PRICE
<b>H</b>	Hard Caster	<b>+\$0</b>
<b>S</b>	Soft Caster	<b>+\$30</b>



## BACK STYLE

CODE	DESCRIPTION	PRICE
<i>Plastic/Upholstered Options:</i>		
<b>PS</b>	Plastic Shell	<b>+\$0</b>
<b>PB</b>	Upholstered	<b>+\$70</b>



### 4-Way Stretch Options:

<b>IM</b>	Black	<b>+\$80</b>
<b>IF</b>	Fog	<b>+\$80</b>
<b>IC</b>	Charcoal	<b>+\$80</b>
<b>IH</b>	Chai	<b>+\$80</b>
<b>IY</b>	Navy	<b>+\$80</b>



### PLASTIC SHELL COLOR CODES (no upcharge):

Tangelo - **RG**  
Regatta - **RE**  
Lava - **LA**

Cherry - **CR**  
Mulberry - **MB**  
Onyx - **ON**

Lime - **LM**  
Loft - **LO**  
White - **WT**

Calypso - **CP**  
Platinum - **PT**

Surf - **BU**  
Shadow - **SD**

## BASE

CODE	DESCRIPTION	PRICE
<b>SB</b>	Standard Base	<b>+\$0</b>



## FRAME COLOR

CODE	DESCRIPTION	PRICE
<b>T</b>	Black	<b>+\$0</b>

# MOTIVATE<sup>®</sup>

## Task Chair Fabric Options

### HON BRANDED FABRICS

#### GRADE 1

Attire  
Centurion  
Compass  
Contourett Polyurethane  
Dapper  
Hamilton  
Inertia  
Optic

#### GRADE 2

Appoint Seating  
Clyde  
Dotty  
Rush  
Seed  
Spin Seating  
Whisper Vinyl

#### GRADE 3


In Season  
Purl  
Silvertex™ Vinyl

#### GRADE L

Denver Leather

**For a complete list of fabrics, including partnership fabrics, go to [hon.com/fabricsandfinishes](http://hon.com/fabricsandfinishes).**

Reference Fabric Color Combinations on pages 20-24 for color codes and legend on page 21 for lead times.

 For Fire Code model, availability and ordering method, refer to pages 28-31. Available on select models, contact HON Customer Support for availability.

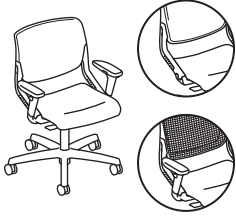
# MOTIVATE® Task Chairs

GSA SIN 711-18



Icon Legend on page 17

## HMT1



### TASK CHAIR

**Flex-back**  
Upholstered Seat  
Pneumatic  
Swivel

### DIMENSIONS

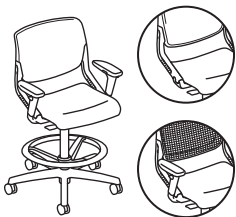
Depth:	27½	Seat to Floor Height:	17-22½
Width:	27½	Usable Seat Depth:	18
Height:	37½	Ship Weight (upholstered back):	39 <b>Ⓢ</b>
Seat Depth:	18	Ship Weight (plastic/mesh back):	38 <b>Ⓢ</b>
Seat Width:	17½	Cube (upholstered back):	10.0
Back Width:	19½	Cube (plastic/mesh back):	10.0
Back Height:	17¾	COM (upholstered back):	1.5
Arm Width:	18½-20	COM (plastic/mesh back):	1.0
		Weight Rating:	300 lbs.

### FABRIC PRICE CODES

<b>1</b>	<b>\$439</b>	<b>8</b>	<b>\$646</b>
<b>2</b>	<b>\$475</b>	<b>9</b>	<b>\$673</b>
<b>3</b>	<b>\$511</b>	<b>10</b>	<b>\$700</b>
<b>4</b>	<b>\$538</b>	<b>11</b>	<b>\$727</b>
<b>5</b>	<b>\$565</b>	<b>12</b>	<b>\$754</b>
<b>6</b>	<b>\$592</b>	<b>L</b>	<b>\$739</b>
<b>7</b>	<b>\$619</b>		

ⓘ When a Plastic Shell (PS) or Upholstered Back (PB) option is chosen, you must select a shell color. If the mesh back option is chosen, the shell color is not specified. CA Technical Bulletin 133 compliant shells available in LA-Lava ONLY, ordering instructions below.

## HMT5



### TASK STOOL

**Flex-back**  
Upholstered Seat  
Pneumatic  
Swivel Adjustable Footring

### DIMENSIONS

Depth:	28¼	Seat to Floor Height:	22½-32½
Width:	28¼	Usable Seat Depth:	18
Height:	50½	Ship Weight (upholstered back):	44 <b>Ⓢ</b>
Seat Depth:	18	Ship Weight (plastic/mesh back):	43 <b>Ⓢ</b>
Seat Width:	17½	Cube (upholstered back):	10.0
Back Width:	19½	Cube (plastic/mesh back):	10.0
Back Height:	17¾	COM (upholstered back):	1.5
Arm Width:	18½-20	COM (plastic/mesh back):	1.0
		Weight Rating:	300 lbs.

### FABRIC PRICE CODES

<b>1</b>	<b>\$498</b>	<b>8</b>	<b>\$705</b>
<b>2</b>	<b>\$534</b>	<b>9</b>	<b>\$732</b>
<b>3</b>	<b>\$570</b>	<b>10</b>	<b>\$759</b>
<b>4</b>	<b>\$597</b>	<b>11</b>	<b>\$786</b>
<b>5</b>	<b>\$624</b>	<b>12</b>	<b>\$813</b>
<b>6</b>	<b>\$651</b>	<b>L</b>	<b>\$798</b>
<b>7</b>	<b>\$678</b>		

NOTES: Stool model has adjustable footring.

ⓘ When a Plastic Shell (PS) or Upholstered Back (PB) option is chosen, you must select a shell color. If the mesh back option is chosen, the shell color is not specified. CA Technical Bulletin 133 compliant shells available in LA-Lava ONLY, ordering instructions below.

**HON Recommendation: HMT1.A.H.IM.CU\_\_SB.T - List Price \$589**

## HOW TO SPECIFY

Select Model Number	Select Arm Type	Select Caster	Select Back Type/Color	Select Fabric	Select Base	Select Frame
	<b>A</b> Adjustable Arms (+ \$70) <b>N</b> Armless	<b>H</b> Hard Caster <b>S</b> Soft Caster (+ \$30)	<b>PS</b> Plastic Shell <b>PB</b> Upholstered (+ \$70)  If PS or PB options are chosen, select shell color.  Plastic Shell Colors <b>RG</b> Tangelo <b>LO</b> Loft <b>CR</b> Cherry <b>PT</b> Platinum <b>LM</b> Lime <b>SD</b> Shadow <b>CP</b> Calypso <b>LA</b> Lava <b>BU</b> Surf <b>ON</b> Onyx <b>RE</b> Regatta <b>WT</b> White <b>MB</b> Mulberry  4-Way Stretch options (+ \$80) <b>IM</b> Black <b>IH</b> Chai <b>IF</b> Fog <b>IY</b> Navy <b>IC</b> Charcoal	See page 169	<b>SB</b> Standard Base	<b>T</b> Black
HMT1	A	H	IM	CU10	SB	T
HMT1	A	H	PSLA	CU10	SB	T

# MOTIVATE® High-Density Sled Base Chair Options

## MODEL OPTIONS

HMS1



**High-Density Stacker**

Sled Leg Base

HMS2



**High-Density Stacker**

Upholstered Seat, Sled Leg Base

### ARM STYLE

CODE	DESCRIPTION	PRICE
<b>F</b>	Fixed Arms	<b>+\$30</b>
<b>N</b>	Armless	<b>+\$0</b>



### FRAME

CODE	DESCRIPTION	PRICE
<b>Y</b>	Chrome	<b>+\$0</b>
<b>BLCK</b>	Textured Black	<b>+\$0</b>
<b>PLAT</b>	Textured Platinum Metallic	<b>+\$0</b>

PLASTIC SHELL COLOR CODES (no upcharge):		Tangelo - <b>RG</b>	Cherry - <b>CR</b>	Lime - <b>LM</b>	Calypso - <b>CP</b>	Surf - <b>BU</b>
		Regatta - <b>RE</b>	Mulberry - <b>MB</b>	Loft - <b>LO</b>	Platinum - <b>PT</b>	Shadow - <b>SD</b>
		Lava - <b>LA</b>	Onyx - <b>ON</b>	White - <b>WT</b>		

ⓘ CA Technical Bulletin 133 compliant shells available in all 13 shell colors (no upcharge).

## HON BRANDED FABRICS

### GRADE 1

Attire  
Centurion  
Compass  
Contourett Polyurethane  
Dapper  
Hamilton  
Inertia  
Optic

### GRADE 2

Appoint Seating  
Clyde  
Dotty  
Rush  
Seed  
Spin Seating  
Whisper Vinyl

### GRADE 3

In Season  
Purl  
Silvertex™ Vinyl

### GRADE L

Denver Leather

**For a complete list of fabrics, including partnership fabrics, go to [hon.com/fabricsandfinishes](http://hon.com/fabricsandfinishes).**

Reference Fabric Color Combinations on pages 20-24 for color codes and legend on page 21 for lead times.

ⓘ For Fire Code model, availability and ordering method, refer to pages 28-31. Available on select models, contact HON Customer Support for availability.


# MOTIVATE® High-Density Sled Base Chairs

GSA SIN 711-19



Icon Legend on page 17

## HMS1



### HIGH-DENSITY STACKER

Sled Leg Base

### DIMENSIONS

Depth:	23	Arm Width:	18 $\frac{3}{8}$
Width:	21	Seat to Floor Height:	17 $\frac{3}{4}$
Height:	32 $\frac{1}{4}$	Usable Seat Depth:	18 $\frac{1}{4}$
Seat Depth:	18 $\frac{1}{4}$	Ship Weight:	72
Seat Width:	17 $\frac{3}{4}$	Cube:	15.2
Back Width:	17 $\frac{1}{4}$	Weight Rating:	300 lbs.
Back Height:	18		

### LIST PRICE PER CARTON

**\$805**


(reference single unit @  
**\$201.25**)

NOTES: HMS1 shells are CA Technical Bulletin 133 compliant (no upcharge). HMS1 Sled Base chairs stack 12-high on the floor, or 40-high on the chair cart model HMSCART. Field installed glides snap-on using existing locations on the sled base frames.

⚠ HMS1 is not available in FC. Ganging Chair Glides are designed for use on armless models of the Motivate® High-Density Sled Base Chairs only. Not for use on models specified with arms.

📦 Ships four (4) chairs per carton.

## HMS2



### HIGH-DENSITY STACKER

Upholstered Seat  
Sled Leg Base

### DIMENSIONS

Depth:	23	Arm Width:	18 $\frac{3}{8}$
Width:	21	Seat to Floor Height:	18 $\frac{1}{4}$
Height:	32 $\frac{1}{4}$	Usable Seat Depth:	18 $\frac{1}{4}$
Seat Depth:	18 $\frac{1}{4}$	Ship Weight:	80
Seat Width:	17 $\frac{3}{4}$	Cube:	15.2
Back Width:	17 $\frac{1}{4}$	COM (per 4 pack):	1.6
Back Height:	17 $\frac{1}{2}$	Weight Rating:	300 lbs.

### FABRIC PRICE CODES

<b>1</b>	<b>\$1064</b>	<b>8</b>	<b>\$1202</b>
<b>2</b>	<b>\$1088</b>	<b>9</b>	<b>\$1220</b>
<b>3</b>	<b>\$1112</b>	<b>10</b>	<b>\$1238</b>
<b>4</b>	<b>\$1130</b>	<b>11</b>	<b>\$1256</b>
<b>5</b>	<b>\$1148</b>	<b>12</b>	<b>\$1274</b>
<b>6</b>	<b>\$1166</b>	<b>L</b>	<b>\$1264</b>
<b>7</b>	<b>\$1184</b>		

NOTES: HMS2 Sled Base chairs stack 6-high on the floor. Field installed glides snap-on using existing locations on the sled base frames.

⚠ Ganging Chair Glides are designed for use on armless models of the Motivate® High-Density Sled Base Chairs only. Not for use on models specified with arms. Upholstered seat model HMS2 is not designed to be stacked on the HMSCART.

📦 Motivate® Sled Base Chairs are ordered and shipped four (4) chairs per carton. Pricing shown is per carton. Each set of four chairs (one carton), must have the same shell/frame color combination. Ordering 2 of Model HMS1, HMS2 will result in 2 cartons being shipped, giving you 8 chairs.

## HMSCART



### CART FOR HMS1 STACKING CHAIRS

### DIMENSIONS

Depth:	34 $\frac{1}{4}$	Ship Weight:	40
Width:	21 $\frac{3}{8}$	Cube:	7.8
Height:	36 $\frac{3}{8}$		

### LIST PRICE

**\$462**

NOTES: Holds up to 40 Stacking Chairs.

**HON Recommendation: HMS1.N.ON.Y - List Price \$805**

## HOW TO SPECIFY

<p><b>Select Model Number</b></p> <p>HMS1 .</p> <p>HMS2 .</p>	<p><b>Select Arm Type</b></p> <p>F Fixed Arms (+ \$30 per chair)</p> <p>N Armless</p> <p>N .</p> <p>N .</p>	<p><b>Select Shell Color</b></p> <p>RG Tangelo    LO Loft</p> <p>CR Cherry    PT Platinum</p> <p>LM Lime       SD Shadow</p> <p>CP Calypso   LA Lava</p> <p>BU Surf       ON Onyx</p> <p>RE Regatta   WT White</p> <p>MB Mulberry</p> <p>ON .</p> <p>ON .</p>	<p><b>Select Fabric</b></p> <p>See page 171</p> <p>Not specified for HMS1 models</p> <p>CUT0 .</p>	<p><b>Select Frame</b></p> <p>Y Chrome</p> <p>BLCK Textured Black</p> <p>PLAT Textured Platinum</p> <p>Metallic</p> <p>BLCK</p> <p>BLCK</p>
---	---	---	--	---



# MOTIVATE® High-Density Sled Base Chairs

## HMSGLD



### GLIDES FOR MOTIVATE® HIGH-DENSITY STACKER

- Kit includes 48 glides for 12 chairs
- Field installed
- Snap-on using existing locations on frames

### DIMENSIONS

Ship Weight: 1 Ⓢ  
Cube: 0.2

### LIST PRICE

\$64

## HMSFLTGLD



### FELT GLIDES FOR MOTIVATE® HIGH-DENSITY STACKER

- Kit includes 48 glides for 12 chairs
- Field installed
- Snap-on using existing locations on frames

### DIMENSIONS

Ship Weight: 1 Ⓢ  
Cube: 0.2

### LIST PRICE

\$164

## HMSSTLGLD



### STEEL GLIDES FOR MOTIVATE® HIGH-DENSITY STACKER

- Kit includes 48 glides for 12 chairs
- Field installed
- Snap-on using existing locations on frames

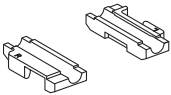
### DIMENSIONS

Ship Weight: 1 Ⓢ  
Cube: 0.2

### LIST PRICE

\$164

## HMSGANG



### GANGING CONNECTORS FOR MOTIVATE® HIGH-DENSITY STACKER

- 48 ganging connectors
- Requires 4 connectors per ganging connection
- For use on HMS1.N and HMS2.N only (armless models)
- Field installed
- Snap-on using existing locations on frames

### DIMENSIONS

Ship Weight: 1 Ⓢ  
Cube: 0.2

### LIST PRICE

\$120

Floor Covering	TYPE OF GLIDE		
	Polycarbonate/Nylon	Felt	Steel
Carpet	Best	Not Recommended	Good
Polished concrete	Best	Good	Not Recommended
Hard wood	Not Recommended	Best	Not Recommended
Vinyl (includes LVT)	Best	Better	Good
VCT	Best	Good	Not Recommended
Tile (Porcelain/Ceramic)	Best	Good	Not Recommended

## HOW TO SPECIFY





Select Model Number


HMSGLD





# MOTIVATE® 4-Leg Chair Options

## MODEL OPTIONS

HMG1	HMG2	HMG5	HMG7
			
<b>Stack Chair</b> Four Legs, Set of 2	<b>Stack Chair</b> Four Legs, Upholstered Seat, Set of 2	<b>Café-Height Stool</b> Four Legs	<b>Café-Height Stool</b> Four Legs, Upholstered Seat

ARM STYLE	CODE	DESCRIPTION	PRICE
	<b>F</b>	Fixed Arms	<b>+\$30</b>
	<b>N</b>	Armless	<b>+\$0</b>

FRAME	CODE	DESCRIPTION	PRICE
	<b>BLCK</b>	Textured Black	<b>+\$0</b>
	<b>PLAT</b>	Textured Platinum Metallic	<b>+\$0</b>

CASTERS/ GLIDES	CODE	DESCRIPTION	PRICE
	<b>H</b>	Hard Caster	<b>+\$0</b>
	<b>S</b>	Soft Caster	<b>+\$20</b>
<i>*Casters only available on HMG1 and HMG2</i>			
	<b>E</b>	Standard Nylon Glide	<b>+\$0</b>
	<b>F</b>	Felt Glide	<b>+\$30</b>
	<b>R</b>	Rubber Glide	<b>+\$30</b>
	<b>T</b>	Steel Glide	<b>+\$30</b>

**PLASTIC SHELL COLOR CODES** (no upcharge): Tangelo - **RG**    Cherry - **CR**    Lime - **LM**    Calypso - **CP**    Surf - **BU**  
 Regatta - **RE**    Mulberry - **MB**    Loft - **LO**    Platinum - **PT**    Shadow - **SD**  
 Lava - **LA**    Onyx - **ON**    White - **WT**

! CA Technical Bulletin 133 compliant shells available in all 13 shell colors (no upcharge).

# MOTIVATE®

## 4-Leg Chair Fabric Options

### HON BRANDED FABRICS

#### GRADE 1

Attire  
Centurion  
Compass  
Contourett Polyurethane  
Dapper  
Hamilton  
Inertia  
Optic

#### GRADE 2


Appoint Seating  
Clyde  
Dotty  
Rush  
Seed  
Spin Seating  
Whisper Vinyl

#### GRADE 3

In Season  
Purl  
Silvertex™ Vinyl

**For a complete list of fabrics, including partnership fabrics, go to [hon.com/fabricsandfinishes](http://hon.com/fabricsandfinishes).**

Reference Fabric Color Combinations on pages 20-24 for color codes and legend on page 21 for lead times.

 For Fire Code model, availability and ordering method, refer to pages 28-31. Available on select models, contact HON Customer Support for availability.

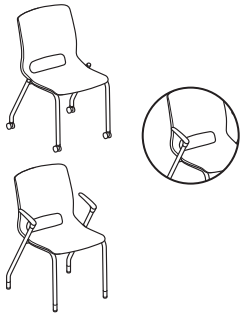
# MOTIVATE® 4-Leg Chairs

GSA SIN 711-19



Icon Legend on page 17

## HMG1



### STACK CHAIR

Four Legs  
Set of 2

### DIMENSIONS

Depth:	23	Arm Width:	18
Width:	21	Seat to Floor Height:	17¾
Height:	32¼	Usable Seat Depth:	18¼
Seat Depth:	18¼	Ship Weight:	38
Seat Width:	17¾	Cube:	13.0
Back Width:	17¼	Weight Rating:	300 lbs.
Back Height:	18		

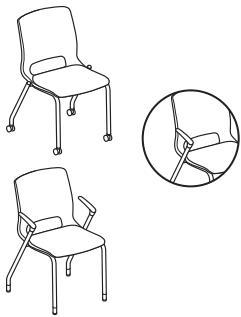
### LIST PRICE PER CARTON

**\$545**  
(reference single unit @  
**\$272.50**)

NOTES: HMG1 shells are CA Technical Bulletin 133 compliant (no upcharge). 4-Leg chairs stack 6-high on the floor.

Ships two (2) chairs per carton.

## HMG2



### STACK CHAIR

Four Legs  
Upholstered Seat  
Set of 2

### DIMENSIONS

Depth:	23	Arm Width:	18
Width:	21	Seat to Floor Height:	18¼
Height:	32¼	Usable Seat Depth:	18¼
Seat Depth:	18¼	Ship Weight:	44
Seat Width:	17¾	Cube:	13.0
Back Width:	17¼	COM:	1.0
Back Height:	17½	Weight Rating:	300 lbs.

### FABRIC PRICE CODES

<b>1</b>	<b>\$670</b>	<b>8</b>	<b>\$808</b>
<b>2</b>	<b>\$694</b>	<b>9</b>	<b>\$826</b>
<b>3</b>	<b>\$718</b>	<b>10</b>	<b>\$844</b>
<b>4</b>	<b>\$736</b>	<b>11</b>	<b>\$862</b>
<b>5</b>	<b>\$754</b>	<b>12</b>	<b>\$880</b>
<b>6</b>	<b>\$772</b>	<b>L</b>	<b>\$870</b>
<b>7</b>	<b>\$790</b>		

NOTES: 4-Leg chairs stack 6-high on the floor.

Motivate® 4-leg Chairs are ordered and shipped two (2) chairs per carton. Pricing shown is per carton. Each set of two chairs (one carton), must have the same shell/frame color combination. Ordering 2 of Model HMG1, HMG2 will result in 2 cartons being shipped, giving you 4 chairs. 4-Leg chairs stack 6-high on the floor.

**HON Recommendation: HMG1.N.H.ON.PLAT - List Price \$545**

## HOW TO SPECIFY

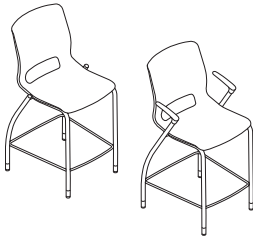
Select Model Number	Select Arm Type	Select Caster/Glide	Select Shell Color	Select Fabric	Select Frame
F Fixed Arms (+ \$30 per chair) N Armless	H Hard Caster S Soft Caster (+ \$20 per chair) <i>Casters only available on HMG1 and HMG2</i> E Standard Nylon Glide F Felt Glide (+ \$30 per chair) R Rubber Glide (+ \$30 per chair) T Steel Glide (+ \$30 per chair)	RG Tangelo CR Cherry LM Lime CP Calypso BU Surf RE Regatta MB Mulberry	LO Loft PT Platinum SD Shadow LA Lava ON Onyx WT White	See page 175 <i>Not specified for models HMG1 and HMG5</i>	BLCK Textured Black PLAT Textured Platinum Metallic
HMG1	N	H	ON		PLAT
HMG2	N	H	ON	CU10	PLAT



Icon Legend on page 17

# MOTIVATE® 4-Leg Chairs

## HMG3



### COUNTER-HEIGHT STOOL

Four Legs

### DIMENSIONS

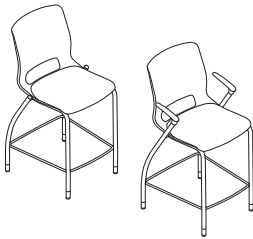
Depth:	23	Arm Width:	18
Width:	21	Seat to Floor Height:	24½
Height:	40½	Usable Seat Depth:	18½
Seat Depth:	18½	Ship Weight:	26
Seat Width:	17¾	Cube:	13.8
Back Width:	17¼	Weight Rating:	300 lbs.
Back Height:	18		

### LIST PRICE

**\$343**

NOTES: HMG3 shells are CA Technical Bulletin 133 compliant (no upcharge).

## HMG4



### COUNTER-HEIGHT STOOL

Four Legs  
Upholstered Seat

### DIMENSIONS


Depth:	23	Arm Width:	18
Width:	21	Seat to Floor Height:	25
Height:	40½	Usable Seat Depth:	18¼
Seat Depth:	18½	Ship Weight:	26
Seat Width:	17¾	Cube:	13.8
Back Width:	17¼	COM:	1.0
Back Height:	17½	Weight Rating:	300 lbs.

### FABRIC PRICE CODES

<b>1</b>	<b>\$408</b>	<b>8</b>	<b>\$546</b>
<b>2</b>	<b>\$432</b>	<b>9</b>	<b>\$564</b>
<b>3</b>	<b>\$456</b>	<b>10</b>	<b>\$582</b>
<b>4</b>	<b>\$474</b>	<b>11</b>	<b>\$600</b>
<b>5</b>	<b>\$492</b>	<b>12</b>	<b>\$618</b>
<b>6</b>	<b>\$510</b>	<b>L</b>	<b>\$608</b>
<b>7</b>	<b>\$528</b>		

NOTES: Add "FC" suffix to Model Number for CA Technical Bulletin 133 compliance. Add upcharge of \$40.

## HMG5



### CAFÉ-HEIGHT STOOL

Four Legs

### DIMENSIONS

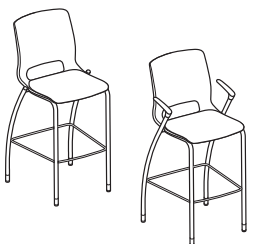
Depth:	23	Arm Width:	18
Width:	21	Seat to Floor Height:	30
Height:	44½	Usable Seat Depth:	18½
Seat Depth:	18½	Ship Weight:	30
Seat Width:	17¾	Cube:	19.3
Back Width:	17¼	Weight Rating:	300 lbs.
Back Height:	18		

### LIST PRICE

**\$362**

NOTES: HMG5 shells are CA Technical Bulletin 133 compliant (no upcharge).

## HMG7



### CAFÉ-HEIGHT STOOL

Four Legs  
Upholstered Seat

### DIMENSIONS

Depth:	23	Arm Width:	18
Width:	21	Seat to Floor Height:	30½
Height:	44½	Usable Seat Depth:	18¼
Seat Depth:	18½	Ship Weight:	34
Seat Width:	17¾	Cube:	19.3
Back Width:	17¼	COM:	1.0
Back Height:	17½	Weight Rating:	300 lbs.

### FABRIC PRICE CODES

<b>1</b>	<b>\$428</b>	<b>8</b>	<b>\$566</b>
<b>2</b>	<b>\$452</b>	<b>9</b>	<b>\$584</b>
<b>3</b>	<b>\$476</b>	<b>10</b>	<b>\$602</b>
<b>4</b>	<b>\$494</b>	<b>11</b>	<b>\$620</b>
<b>5</b>	<b>\$512</b>	<b>12</b>	<b>\$638</b>
<b>6</b>	<b>\$530</b>	<b>L</b>	<b>\$628</b>
<b>7</b>	<b>\$548</b>		

NOTES: Add "FC" suffix to Model Number for CA Technical Bulletin 133 compliance. Add upcharge of \$40.

**HON Recommendation: HMG5.N.E.ON.PLAT - List Price \$362**

## HOW TO SPECIFY

Select Model Number	Select Arm Type	Select Glide	Select Shell Color	Select Fabric	Select Frame
F F Fixed Arms (+ \$30 per chair) N Armless	E Standard Nylon Glide F Felt Glide (+ \$30 per chair) R Rubber Glide (+ \$30 per chair) T Steel Glide (+ \$30 per chair)	RG Tangelo CR Cherry LM Lime CP Calypso BU Surf RE Regatta MB Mulberry	LO Loft PT Platinum SD Shadow LA Lava ON Onyx WT White	See page 175 <i>Not specified for models HMG1 and HMG5</i>	BLCK Textured Black PLAT Textured Platinum Metallic
HMG5	N	E	ON		PLAT
HMG7	N	E	ON	CU10	PLAT

# MOTIVATE® Nesting/Stacking Flex-Back Chair Options

## MODEL OPTIONS

HMN1



**Flex-back**

Nesting/Stacking,  
Four Legs

HMN2



**Flex-back**

Nesting/Stacking, Four  
Legs, Upholstered Seat

### ARM STYLE

CODE DESCRIPTION PRICE



**F** Fixed Arms **+\$50**



**N** Armless **+\$0**

### CASTERS/ GLIDE

CODE DESCRIPTION PRICE



**H** Hard Caster **+\$0**



**S** Soft Caster **+\$20**



**E** Standard Nylon Glide **+\$0**

### BACK STYLE

CODE DESCRIPTION PRICE

*Plastic/Upholstered Options:*



**PS** Plastic Shell **+\$0**



**PB** Upholstered **+\$70**

*\*PB only available on HMN2*

*4-Way Stretch Options:*



**IM** Black **+\$80**

**IF** Fog **+\$80**

**IC** Charcoal **+\$80**

**IH** Chai **+\$80**

**IY** Navy **+\$80**

### PLASTIC SHELL COLOR CODES (no upcharge):

Tangelo - **RG**

Cherry - **CR**

Lime - **LM**

Calypso - **CP**

Surf - **BU**

Regatta - **RE**

Mulberry - **MB**

Loft - **LO**

Platinum - **PT**

Shadow - **SD**

Lava - **LA**

Onyx - **ON**

White - **WT**

# Nesting/Stacking Flex-Back Chair Fabric Options

## HON BRANDED FABRICS

### GRADE 1

Attire  
 Centurion  
 Compass  
 Contourett Polyurethane  
 Dapper  
 Hamilton  
 Inertia  
 Optic

### GRADE 2

Appoint Seating  
 Clyde  
 Dotty  
 Rush  
 Seed  
 Spin Seating  
 Whisper Vinyl

### GRADE 3


In Season  
 Purl  
 Silvertex™ Vinyl

### GRADE L

Denver Leather

**For a complete list of fabrics, including partnership fabrics, go to [hon.com/fabricsandfinishes](http://hon.com/fabricsandfinishes).**

Reference Fabric Color Combinations on pages 20-24 for color codes and legend on page 21 for lead times.

 For Fire Code model, availability and ordering method, refer to pages 28-31. Available on select models, contact HON Customer Support for availability.

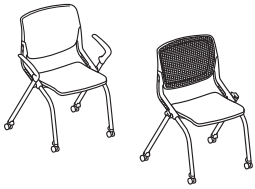
# MOTIVATE® Nesting/Stacking Flex-Back Chairs

GSA SIN 711-19



Icon Legend on page 17

## HMN1



### CHAIR

**Flex-back**  
Nesting/Stacking  
Four Legs

### DIMENSIONS

Depth:	23 <sup>3</sup> / <sub>8</sub>	Arm Width:	24
Width:	26 <sup>3</sup> / <sub>4</sub>	Seat to Floor Height:	18 <sup>1</sup> / <sub>4</sub>
Height:	34	Usable Seat Depth:	16 <sup>3</sup> / <sub>4</sub>
Seat Depth:	16 <sup>3</sup> / <sub>4</sub>	Ship Weight:	27
Seat Width:	17	Cube:	15.1
Back Width:	19 <sup>1</sup> / <sub>2</sub>	Weight Rating:	300 lbs.
Back Height:	19		

### LIST PRICE

**\$442**

NOTES: Stack 4-high on floor.

! When selecting the mesh back option, frame around mesh is always black. CA Technical Bulletin 133 compliant shells available in LA-Lava ONLY, ordering instructions below.

## HMN2



### CHAIR

**Flex-back**  
Nesting/Stacking  
Four Legs  
Upholstered Seat

### DIMENSIONS

Depth:	23 <sup>3</sup> / <sub>8</sub>	Seat to Floor Height:	19 <sup>1</sup> / <sub>4</sub>
Width:	26 <sup>3</sup> / <sub>4</sub>	Usable Seat Depth:	17
Height:	34	Ship Weight (upholstered back):	29
Seat Depth:	17	Ship Weight (plastic/mesh back):	28
Seat Width:	17 <sup>3</sup> / <sub>8</sub>	Cube (upholstered back):	15.1
Back Width:	19 <sup>1</sup> / <sub>2</sub>	Cube (plastic/mesh back):	15.1
Back Height:	18 <sup>3</sup> / <sub>8</sub>	COM (upholstered back):	1.0
Arm Width:	24	COM (plastic/mesh back):	1.0
		Weight Rating:	300 lbs.

### FABRIC PRICE CODES

<b>1</b>	<b>\$509</b>	<b>8</b>	<b>\$647</b>
<b>2</b>	<b>\$533</b>	<b>9</b>	<b>\$665</b>
<b>3</b>	<b>\$557</b>	<b>10</b>	<b>\$683</b>
<b>4</b>	<b>\$575</b>	<b>11</b>	<b>\$701</b>
<b>5</b>	<b>\$593</b>	<b>12</b>	<b>\$719</b>
<b>6</b>	<b>\$611</b>	<b>L</b>	<b>\$709</b>
<b>7</b>	<b>\$629</b>		

NOTES: Stack 4-high on floor.

! When selecting the mesh back option, frame around mesh is always black. CA Technical Bulletin 133 compliant shells available in LA-Lava ONLY, ordering instructions below.

**HON Recommendation: HMN1.N.H.IM.ON.CU\_\_PLAT - List Price \$522**

## HOW TO SPECIFY

Select Model Number	Select Arm Type	Select Caster/Glide	Select Back Type	Select Shell Color	Select Fabric	Select Frame
<b>F</b> Fixed Arms (+ \$50) <b>N</b> Armless	<b>E</b> Standard Nylon Glide <b>H</b> Hard Caster <b>S</b> Soft Caster (+ \$20)	<b>PS</b> Plastic Shell <b>PB</b> Upholstered (+ \$70) <i>PB option available on HMN2 only</i> 4-Way Stretch options (+ \$80) <b>IM</b> Black <b>IF</b> Fog <b>IC</b> Charcoal <b>IH</b> Chai <b>IY</b> Navy	<b>RG</b> Tangelo <b>CR</b> Cherry <b>LM</b> Lime <b>CP</b> Calypso <b>BU</b> Surf <b>RE</b> Regatta <b>MB</b> Mulberry	<b>LO</b> Loft <b>PT</b> Platinum <b>SD</b> Shadow <b>LA</b> Lava <b>ON</b> Onyx <b>WT</b> White	See page 179 <i>Specify for model HMN2 only</i>	<b>BLCK</b> Textured Black <b>PLAT</b> Textured Platinum Metallic
HMN1	N	H	IM	ON		PLAT
HMN2	N	H	PB	ON	CU10	PLAT

# MOTIVATE® Chair with Tablet Arm Options

## MODEL OPTIONS

HMG1



with Tablet Arm

Four Legs

HMG2



with Tablet Arm

Four Legs, Upholstered Seat

### CASTERS/ GLIDES



CODE	DESCRIPTION	PRICE
<b>H</b>	Hard Caster	<b>+\$0</b>



<b>S</b>	Soft Caster	<b>+\$20</b>
----------	-------------	--------------



<b>E</b>	Standard Nylon Glide	<b>+\$0</b>
<b>F</b>	Felt Glide	<b>+\$30</b>
<b>R</b>	Rubber Glide	<b>+\$30</b>
<b>T</b>	Steel Glide	<b>+\$30</b>

### TABLET SIDE



CODE	DESCRIPTION	PRICE
<b>RT</b>	Right Side	<b>+\$0</b>
<b>LT</b>	Left Side	<b>+\$0</b>



### TABLET COLOR

CODE	DESCRIPTION	PRICE
<b>T</b>	Black	<b>+\$0</b>
<b>D</b>	Natural Maple	<b>+\$0</b>

### FRAME

CODE	DESCRIPTION	PRICE
<b>BLCK</b>	Textured Black	<b>+\$0</b>
<b>PLAT</b>	Textured Platinum Metallic	<b>+\$0</b>

PLASTIC SHELL COLOR CODES (no upcharge):					
Tangelo - <b>RG</b>	Cherry - <b>CR</b>	Lime - <b>LM</b>	Calypso - <b>CP</b>	Surf - <b>BU</b>	
Regatta - <b>RE</b>	Mulberry - <b>MB</b>	Loft - <b>LO</b>	Platinum - <b>PT</b>	Shadow - <b>SD</b>	
Lava - <b>LA</b>	Onyx - <b>ON</b>	White - <b>WT</b>			

! CA Technical Bulletin 133 compliant shells available in all 13 shell colors (no upcharge).



# MOTIVATE®

## Chair with Tablet Arm Fabric Options

### HON BRANDED FABRICS

#### GRADE 1

Attire  
Centurion  
Compass  
Contourett Polyurethane  
Dapper  
Hamilton  
Inertia  
Optic

#### GRADE 2


Appoint Seating  
Clyde  
Dotty  
Rush  
Seed  
Spin Seating  
Whisper Vinyl

#### GRADE 3

In Season  
Purl  
Silvertex™ Vinyl

**For a complete list of fabrics, including partnership fabrics, go to [hon.com/fabricsandfinishes](http://hon.com/fabricsandfinishes).**

Reference Fabric Color Combinations on pages 20-24 for color codes and legend on page 21 for lead times.

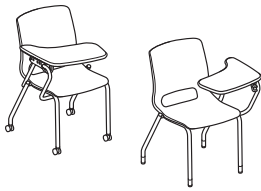
 For Fire Code model, availability and ordering method, refer to pages 28-31. Available on select models, contact HON Customer Support for availability.



Icon Legend on page 17

# MOTIVATE® Chair with Tablet Arm

## HMGT1



### CHAIR

**with Tablet Arm**  
Four Legs

### DIMENSIONS

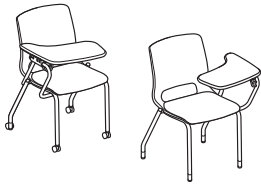
Depth:	30	Back Width:	17¼
Width:	21	Back Height:	18
Height:	32¼	Seat to Floor Height:	17¾
Seat Depth:	18¼	Tablet Height from Floor:	28¾
Seat Width:	17¾	Ship Weight:	41
		Cube:	18.4
		Weight Rating:	300 lbs.

### LIST PRICE PER CARTON

**\$457**

NOTES: HMGT1 shells are CA Technical Bulletin 133 compliant (no upcharge). Tablet can be specified on right or left side.

## HMGT2



### CHAIR

**with Tablet Arm**  
Four Legs  
Upholstered Seat

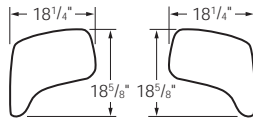
### DIMENSIONS

Depth:	30	Back Width:	17¼
Width:	21	Back Height:	17½
Height:	32¼	Seat to Floor Height:	18¼
Seat Depth:	18¼	Tablet Height from Floor:	28¾
Seat Width:	17¾	Ship Weight:	43
		Cube:	18.4
		Weight Rating:	300 lbs.

### FABRIC PRICE CODES

<b>1</b>	<b>\$520</b>	<b>8</b>	<b>\$658</b>
<b>2</b>	<b>\$544</b>	<b>9</b>	<b>\$676</b>
<b>3</b>	<b>\$568</b>	<b>10</b>	<b>\$694</b>
<b>4</b>	<b>\$586</b>	<b>11</b>	<b>\$712</b>
<b>5</b>	<b>\$604</b>	<b>12</b>	<b>\$730</b>
<b>6</b>	<b>\$622</b>	<b>L</b>	<b>\$720</b>
<b>7</b>	<b>\$640</b>		

NOTES: Tablet can be specified on right or left side.



**HON Recommendation: HMGT1.E.ON.RT.D.PLAT - List Price \$457**

## HOW TO SPECIFY

Select Model Number	Select Caster/Glide	Select Shell Color	Select Fabric	Select Tablet Side	Select Tablet Color	Select Frame
H S E F R T	H Hard Caster S Soft Caster (+ \$20 per chair) E Standard Nylon Glide F Felt Glide (+ \$30 per chair) R Rubber Glide (+ \$30 per chair) T Steel Glide (+ \$30 per chair)	RG Tangelo CR Cherry LM Lime CP Calypso BU Surf RE Regatta MB Mulberry LO Loft PT Platinum SD Shadow LA Lava ON Onyx WT White	See page 182 <i>Not specified for HMGT1 models</i>	RT Right Side LT Left Side	T Black D Natural Maple	BLCK Textured Black PLAT Textured Platinum Metallic
HMGT1	E	ON		RT	D	PLAT
HMGT2	E	ON	CU10	RT	D	PLAT

# MOTIVATE<sup>®</sup> Flex-Back Chair with Tablet Arm Options

## MODEL OPTIONS

HMNT1



HMNT2



Flex-back with Tablet Arm

Flex-back with Tablet Arm

Upholstered Seat

### CASTERS/ GLIDE



CODE	DESCRIPTION	PRICE
<b>H</b>	Hard Caster	<b>+\$0</b>



<b>S</b>	Soft Caster	<b>+\$20</b>
----------	-------------	--------------



<b>E</b>	Standard Nylon Glide	<b>+\$0</b>
----------	----------------------	-------------

### TABLET SIDE



CODE	DESCRIPTION	PRICE
<b>RT</b>	Right Side	<b>+\$0</b>
<b>LT</b>	Left Side	<b>+\$0</b>

### BACK STYLE



CODE	DESCRIPTION	PRICE
------	-------------	-------

*Plastic/Upholstered Options:*

<b>PS</b>	Plastic Shell	<b>+\$0</b>
-----------	---------------	-------------

<b>PB</b>	Upholstered	<b>+\$70</b>
-----------	-------------	--------------

*4-Way Stretch Options:*



<b>IM</b>	Black	<b>+\$80</b>
-----------	-------	--------------

<b>IF</b>	Fog	<b>+\$80</b>
-----------	-----	--------------

<b>IC</b>	Charcoal	<b>+\$80</b>
-----------	----------	--------------

<b>IH</b>	Chai	<b>+\$80</b>
-----------	------	--------------

<b>IY</b>	Navy	<b>+\$80</b>
-----------	------	--------------

### TABLET COLOR

CODE	DESCRIPTION	PRICE
<b>T</b>	Black	<b>+\$0</b>
<b>D</b>	Natural Maple	<b>+\$0</b>

### FRAME

CODE	DESCRIPTION	PRICE
<b>BLCK</b>	Textured Black	<b>+\$0</b>
<b>PLAT</b>	Textured Platinum Metallic	<b>+\$0</b>

**PLASTIC SHELL COLOR CODES** (no upcharge):

Tangelo - **RG**

Regatta - **RE**

Lava - **LA**

Cherry - **CR**

Mulberry - **MB**

Onyx - **ON**

Lime - **LM**

Loft - **LO**

White - **WT**

Calypso - **CP**

Platinum - **PT**

Surf - **BU**

Shadow - **SD**

# Flex-Back Chair with Tablet Arm Fabric Options

## HON BRANDED FABRICS

**GRADE 1**

Attire  
Centurion  
Compass  
Contourett Polyurethane  
Dapper  
Hamilton  
Inertia  
Optic

**GRADE 2**


Appoint Seating  
Clyde  
Dotty  
Rush  
Seed  
Spin Seating  
Whisper Vinyl

**GRADE 3**

In Season  
Purl  
Silvertex™ Vinyl

**For a complete list of fabrics, including partnership fabrics, go to [hon.com/fabricsandfinishes](http://hon.com/fabricsandfinishes).**

Reference Fabric Color Combinations on pages 20-24 for color codes and legend on page 21 for lead times.

 For Fire Code model, availability and ordering method, refer to pages 28-31. Available on select models, contact HON Customer Support for availability.

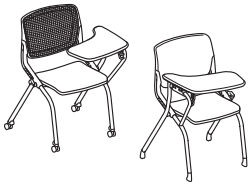
# MOTIVATE® Flex-Back Chair with Tablet Arm

GSA SIN 711-18



Icon Legend on page 17

## HMNT1



### CHAIR

**Flex-back with Tablet Arm**

### DIMENSIONS

Depth:	30 <sup>3</sup> / <sub>8</sub>	Seat to Floor Height:	18 <sup>1</sup> / <sub>4</sub>
Width:	23 <sup>1</sup> / <sub>2</sub>	Tablet Height from Floor:	29 <sup>1</sup> / <sub>2</sub>
Height:	34	Ship Weight:	41
Seat Depth:	17 <sup>1</sup> / <sub>4</sub>	Cube:	18.4
Seat Width:	17	Weight Rating:	300 lbs.
Back Width:	19 <sup>1</sup> / <sub>2</sub>		
Back Height:	19		

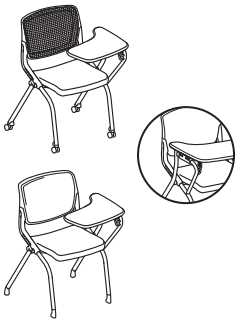
### LIST PRICE

**\$627**

NOTES: Add "FC" suffix to Model Number for CA Technical Bulletin 133 compliance. Shell available in Lava (LA) only. See pages 28-31. Add upcharge of \$40 per carton to graded price. Tablet can be specified on right or left side.

! Model HMNT1 is not available with an upholstered back. CA Technical Bulletin 133 compliant shells available in LA-Lava ONLY, ordering instructions below.

## HMNT2



### CHAIR

**Flex-back with Tablet Arm**  
Upholstered Seat

### DIMENSIONS

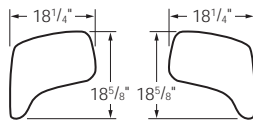
Depth:	30 <sup>3</sup> / <sub>8</sub>	Seat to Floor Height:	19 <sup>1</sup> / <sub>4</sub>
Width:	23 <sup>1</sup> / <sub>2</sub>	Tablet Height from Floor:	29 <sup>1</sup> / <sub>2</sub>
Height:	34	Ship Weight:	42
Seat Depth:	17 <sup>5</sup> / <sub>8</sub>	Cube:	18.4
Seat Width:	17 <sup>5</sup> / <sub>8</sub>	Weight Rating:	300 lbs.
Back Width:	19 <sup>1</sup> / <sub>2</sub>		
Back Height:	18 <sup>3</sup> / <sub>8</sub>		

### FABRIC PRICE CODES

<b>1</b>	<b>\$691</b>	<b>8</b>	<b>\$829</b>
<b>2</b>	<b>\$715</b>	<b>9</b>	<b>\$847</b>
<b>3</b>	<b>\$739</b>	<b>10</b>	<b>\$865</b>
<b>4</b>	<b>\$757</b>	<b>11</b>	<b>\$883</b>
<b>5</b>	<b>\$775</b>	<b>12</b>	<b>\$901</b>
<b>6</b>	<b>\$793</b>	<b>L</b>	<b>\$891</b>
<b>7</b>	<b>\$811</b>		

NOTES: Tablet can be specified on right or left side.

! CA Technical Bulletin 133 compliant shells available in LA-Lava ONLY, ordering instructions below.



**HON Recommendation: HMNT1.E.IM.ON.RT.D.PLAT - List Price \$707**

## HOW TO SPECIFY

Select Model Number	Select Caster/Glide	Select Back Type	Select Shell Color	Select Fabric	Select Tablet Side	Select Tablet Color	Select Frame
<b>E</b> Standard Nylon Guide <b>H</b> Hard Caster <b>S</b> Soft Caster (+ \$20)	<b>PS</b> Plastic Shell <b>PB</b> Upholstered (+ \$70) <i>PB option not available on HMNT1</i> 4-Way Stretch options (+ \$80) <b>IM</b> Black <b>IF</b> Fog <b>IC</b> Charcoal <b>IH</b> Chai <b>IY</b> Navy	<b>RG</b> Tangelo <b>CR</b> Cherry <b>LM</b> Lime <b>CP</b> Calypso <b>BU</b> Surf <b>RE</b> Regatta <b>MB</b> Mulberry	<b>LO</b> Loft <b>PT</b> Platinum <b>SD</b> Shadow <b>LA</b> Lava <b>ON</b> Onyx <b>WT</b> White	See page 185 <i>Specify for model HMNT2 only</i>	<b>RT</b> Right Side <b>LT</b> Left Side	<b>T</b> Black <b>D</b> Natural Maple	<b>BLCK</b> Textured Black <b>PLAT</b> Textured Platinum Metallic
HMNT1	E	IM	ON		RT	D	PLAT
HMNT2	E	PB	ON	CU10	RT	D	PLAT

**HVL281**



**LOW-BACK TASK CHAIR**

Upholstered  
Swivel-tilt  
Armless  
Functions: **A, E, F, K, L**  
(Function Key on pages 18-19)

**DIMENSIONS**

Depth:	25½	Back Width:	17¾
Width:	25½	Back Height:	17¾
Height:	37½	Seat to Floor Height:	17-21½
Seat Depth:	16½	Ship Weight:	27.9
Seat Width:	18⅝	Cube:	4.3
		Weight Rating:	250 lbs.

**LIST PRICE**

**\$209**

NOTES: **HON 5-Year Limited Warranty.**

**HON Recommendation: HVL281.Z1.VA10.T - List Price \$209**

**HVL282**



**MID-BACK TASK CHAIR**

Upholstered  
Swivel-tilt  
Height and Width Adjustable  
Arms  
Height Adjustable Back  
Functions: **A, B, E, F, K, L, S**  
(Function Key on pages 18-19)

**DIMENSIONS**

Depth:	25¼	Arm Width:	18½
Width:	26½	Seat to Floor Height:	18¾-22¾
Height:	43¾	Ship Weight:	47.0
Seat Depth:	16¾	Cube:	6.0
Seat Width:	19⅞	Weight Rating:	250 lbs.
Back Width:	19⅞		
Back Height:	20½		

**LIST PRICE**

<b>Swivel-tilt</b>	<b>\$335</b>
<b>Asynchronous</b>	<b>\$390</b>

NOTES: **HON 5-Year Limited Warranty.**

**HON Recommendation: HVL282.Z1.VA10.T - List Price \$335**

**HVL283**



**HIGH-BACK TASK CHAIR**

Upholstered  
Asynchronous with Seat Slide  
Height and Width Adjustable  
Arms  
Functions: **A, D, E, O, S**  
(Function Key on pages 18-19)

**DIMENSIONS**

Depth:	25¼	Arm Width:	17¾
Width:	26½	Seat to Floor Height:	18¾-22¾
Height:	47¼	Ship Weight:	53.3
Seat Depth:	17⅞	Cube:	6.9
Seat Width:	19⅞	Weight Rating:	250 lbs.
Back Width:	20⅞		
Back Height:	23⅝		

**LIST PRICE**

**\$472**

NOTES: **HON 5-Year Limited Warranty.**

**HON Recommendation: HVL283.A2.VA10.T - List Price \$472**

**HVL289**



**ADJUSTABLE ARM PACK**

Height and Width  
Available in Black (T)  
Functions: **S**  
(Function Key on pages 18-19)

**DIMENSIONS**

Adjustable Arm Width:	18¼
Height from Seat:	7⅞-10⅞
Ship Weight:	9.8
Cube:	0.8

**LIST PRICE**

**\$64**

**HON Recommendation: HVL289.T - List Price \$64**

**HOW TO SPECIFY**

<p><b>Select Model Number</b></p> <p>H V L 2 8 1 .</p>	<p><b>Select Control</b></p> <p><b>Z1</b> Swivel Tilt Available on HVL281 and HVL282 only</p> <p><b>A2</b> Asynchronous with Seat Slide Available on HVL282 and HVL283 only</p> <p>Z 1 .</p>	<p><b>Select Fabric</b></p> <p><b>VA10</b> Black Fabric</p> <p>V A 1 0 .</p>	<p><b>Select Frame</b></p> <p><b>T</b> Black</p> <p>T</p>
--	--	--	---

# NUCLEUS®



Nucleus Work Chairs shown with Preside® Conference Table.

## NUCLEUS®

Enjoy seating that delivers comfort from the inside out. Nucleus task and guest chairs adapt to everyone's unique body types to create a custom fit and targeted support. The back flexes with the spine. The seat cradles you like a hammock. The sophisticated aesthetic makes a stylish statement. Nucleus is the powerhouse seating family that brings cool and comfortable together.



### GUEST CHAIR FEATURES

- Stacking chairs stack up to four high on the floor.
- HN6 guest chair available with glides, hard or soft casters.
- Available in hundreds of quality HON fabrics.
- Warranted for users up to 300 lbs.

### TASK CHAIR FEATURES

- Advanced suspension material in the seat combines with molded foam to create unparalleled support.
- Choose between the 4-Way Stretch mesh back or an upholstered suspension back.
- 4-Way Stretch mesh back is available in five colors.
- Choose between armless, fixed arms or height- and width-adjustable arms.
- Responsive synchro-tilt control provides a smooth, natural recline.
- Available in Black or Polished Aluminum base.
- Tilt tension controls the rate and ease of recline.
- Tilt lock allows the user to lock the back in multiple recline positions.
- Available in hundreds of quality HON fabrics.
- Warranted for users up to 300 lbs.

# NUCLEUS® Task Chair Options

## MODEL OPTIONS

HN1



### Task Chair (4-Way Stretch Back)

Pneumatic, Swivel, Seat Glide, Synchro-tilt, Tilt Tension, Tilt Lock, Armless

HN1U

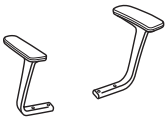


### Task Chair (Upholstered Back)

Pneumatic, Swivel, Seat Glide, Synchro-tilt, Tilt Tension, Tilt Lock, Armless

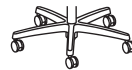
## ARM STYLE

CODE	DESCRIPTION	PRICE
<b>N</b>	Armless	<b>+\$0</b>
<b>A</b>	Height and Width Adjustable Arms	<b>+\$75</b>
<b>P</b>	Fixed Arms - Polished	<b>+\$150</b>



## BASE

CODE	DESCRIPTION	PRICE
<b>SB</b>	Standard Base	<b>+\$0</b>
<b>PA</b>	Polished Aluminum	<b>+\$110</b>



## CASTERS

CODE	DESCRIPTION	PRICE
<b>H</b>	Hard Caster	<b>+\$0</b>
<b>S</b>	Soft Caster	<b>+\$30</b>



## FRAME

CODE	DESCRIPTION	PRICE
<b>T</b>	Black	<b>+\$0</b>

## BACK STYLE

CODE	DESCRIPTION	PRICE
<i>4-Way Stretch mesh back options:</i>		
<b>IM</b>	Black	<b>+\$0</b>
<b>IF</b>	Fog	<b>+\$0</b>
<b>IC</b>	Charcoal	<b>+\$0</b>
<b>IH</b>	Chai	<b>+\$0</b>
<b>IY</b>	Navy	<b>+\$0</b>



# NUCLEUS® Multi-Purpose and Café Chair Options

## MODEL OPTIONS

HN6



**Multi-Purpose Stack Chair  
(4-Way Stretch Back)**



Four Legs

HN7






**Café-Height Stool (4-Way Stretch Back)**

Four Legs

ARM STYLE	CODE	DESCRIPTION	PRICE
	<b>N</b>	Armless	<b>+\$0</b>
	<b>F</b>	Fixed Arms	<b>+\$30</b>

BACK STYLE	CODE	DESCRIPTION	PRICE
<i>4-Way Stretch mesh back options:</i>			
<b>IM</b>		Black	<b>+\$0</b>
<b>IF</b>		Fog	<b>+\$0</b>
<b>IC</b>		Charcoal	<b>+\$0</b>
<b>IH</b>		Chai	<b>+\$0</b>
<b>IY</b>		Navy	<b>+\$0</b>

CASTERS/ GLIDE	CODE	DESCRIPTION	PRICE
	<b>H</b>	Hard Caster <i>*Not available on HN7</i>	<b>+\$0</b>
	<b>S</b>	Soft Caster <i>*Not available on HN7</i>	<b>+\$20</b>
	<b>E</b>	Glide	<b>+\$0</b>

FRAME	CODE	DESCRIPTION	PRICE
<b>T</b>		Black	<b>+\$0</b>
<b>T1</b>		Platinum Metallic	<b>+\$0</b>

### HON BRANDED FABRICS

#### GRADE 1

Attire  
Centurion  
Compass  
Contourett Polyurethane  
Dapper  
Hamilton  
Inertia  
Optic

#### GRADE 2

Appoint Seating  
Clyde  
Dotty  
Rush  
Seed  
Spin Seating  
Whisper Vinyl

#### GRADE 3


In Season  
Purl  
Silvertex™ Vinyl

#### GRADE L

Denver Leather

**For a complete list of fabrics, including partnership fabrics, go to [hon.com/fabricsandfinishes](http://hon.com/fabricsandfinishes).**

Reference Fabric Color Combinations on pages 20-24 for color codes and legend on page 21 for lead times. For additional HON to Supply COM fabric grade pricing, go to [honready.hon.com](http://honready.hon.com) and click on the HON to Supply COM link.

 For Fire Code model, availability and ordering method, refer to pages 28-31. Available on select models, contact HON Customer Support for availability.

# NUCLEUS®



Icon Legend on page 17

## HN1



### TASK CHAIR

#### 4-Way Stretch Back

Pneumatic  
Swivel  
Seat Glide  
Synchro-tilt  
Tilt Tension  
Tilt Lock  
Armless

Functions:

**A, D, E, A-C, A-D, J, L**

(Function Key on pages 18-19)

**HON Recommendation: HN1.A.H.IM.CU\_\_SB.T - List Price \$916**

### DIMENSIONS

Depth:	25¾	Arm Width:	17-20
Width:	28¾	Seat to Floor Height:	17-22
Height:	45¼	Usable Seat Depth:	16½-19
Seat Depth:	20	Ship Weight:	52
Seat Width:	20	Cube:	11.3
Back Width:	19¼	COM:	1.0
Back Height:	25¼	Weight Rating:	300 lbs.

### FABRIC PRICE CODES

<b>1</b>	<b>\$841</b>	<b>8</b>	<b>\$979</b>
<b>2</b>	<b>\$865</b>	<b>9</b>	<b>\$997</b>
<b>3</b>	<b>\$889</b>	<b>10</b>	<b>\$1015</b>
<b>4</b>	<b>\$907</b>	<b>11</b>	<b>\$1033</b>
<b>5</b>	<b>\$925</b>	<b>12</b>	<b>\$1051</b>
<b>6</b>	<b>\$943</b>	<b>L</b>	<b>\$1041</b>
<b>7</b>	<b>\$961</b>		

## HOW TO SPECIFY

Select Model Number	Select Arm Type	Select Caster/Glide	Select Back Type	Select Fabric	Select Base	Select Frame
	<b>N</b> Armless <b>A</b> Height and Width Adjustable Arms (+ \$75) <b>P</b> Fixed Arms - Polished (+ \$150)	<b>H</b> Hard Caster <b>S</b> Soft Caster (+ \$30)	4-Way Stretch options <b>IM</b> Black <b>IF</b> Fog <b>IC</b> Charcoal <b>IH</b> Chai <b>IY</b> Navy	See page 191	<b>SB</b> Standard Base <b>PA</b> Polished Aluminum (+ \$110)	See page 189 <b>T</b> Black
<b>HN1</b>	<b>A</b>	<b>H</b>	<b>IM</b>	<b>CU10</b>	<b>SB</b>	<b>T</b>

## HN1U



### TASK CHAIR

#### Upholstered Back

Pneumatic  
Swivel  
Seat Glide  
Synchro-tilt  
Tilt Tension  
Tilt Lock  
Armless

Functions:

**A, D, E, A-C, A-D, J, L**

(Function Key on pages 18-19)

**HON Recommendation: HN1U.A.H.CU\_\_SB.T - List Price \$916**

### DIMENSIONS

Depth:	26	Arm Width:	19⅞
Width:	28¾	Seat to Floor Height:	17-22
Height:	44¼	Usable Seat Depth:	16-18½
Seat Depth:	20	Ship Weight:	49
Seat Width:	20	Cube:	12.6
Back Width:	18¼	COM:	2.0
Back Height:	25½	Weight Rating:	300 lbs.

### FABRIC PRICE CODES

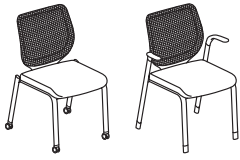
<b>1</b>	<b>\$841</b>	<b>8</b>	<b>\$1117</b>
<b>2</b>	<b>\$889</b>	<b>9</b>	<b>\$1153</b>
<b>3</b>	<b>\$937</b>	<b>10</b>	<b>\$1189</b>
<b>4</b>	<b>\$973</b>	<b>11</b>	<b>\$1225</b>
<b>5</b>	<b>\$1009</b>	<b>12</b>	<b>\$1261</b>
<b>6</b>	<b>\$1045</b>	<b>L</b>	<b>\$1241</b>
<b>7</b>	<b>\$1081</b>		

## HOW TO SPECIFY

Select Model Number	Select Arm Type	Select Caster/Glide	Select Fabric	Select Base	Select Frame
	<b>N</b> Armless <b>A</b> Height and Width Adjustable Arms (+ \$75) <b>P</b> Fixed Arms - Polished (+ \$150)	<b>H</b> Hard Caster <b>S</b> Soft Caster (+ \$30)	See page 191	<b>SB</b> Standard Base <b>PA</b> Polished Aluminum (+ \$110)	See page 189 <b>T</b> Black
<b>HN1U</b>	<b>A</b>	<b>H</b>	<b>CU10</b>	<b>SB</b>	<b>T</b>



## HN6



SIN 711-19

### MULTI-PURPOSE STACK CHAIR

4-Way Stretch Back  
Four Legs



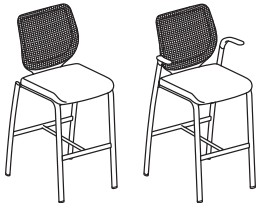
### DIMENSIONS

Depth:	26¼	Arm Width:	21½
Width:	27	Seat to Floor Height:	18½
Height:	37½	Usable Seat Depth:	18½
Seat Depth:	19	Ship Weight:	31
Seat Width:	19	Cube:	15.2
Back Width:	18	COM:	1.0
Back Height:	18½	Weight Rating:	300 lbs.

### FABRIC PRICE CODES

1	\$522	8	\$660
2	\$546	9	\$678
3	\$570	10	\$696
4	\$588	11	\$714
5	\$606	12	\$732
6	\$624	L	\$722
7	\$642		

## HN7



SIN 711-18

### CAFÉ-HEIGHT STOOL

4-Way Stretch Back  
Four Legs



### DIMENSIONS

Depth:	24½	Arm Width:	21½
Width:	25	Seat to Floor Height:	30
Height:	46½	Usable Seat Depth:	18½
Seat Depth:	19	Ship Weight:	40
Seat Width:	19	Cube:	21.4
Back Width:	18	COM:	1.0
Back Height:	18½	Weight Rating:	300 lbs.

### FABRIC PRICE CODES

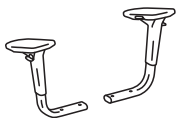
1	\$568	8	\$706
2	\$592	9	\$724
3	\$616	10	\$742
4	\$634	11	\$760
5	\$652	12	\$778
6	\$670	L	\$768
7	\$688		

**HON Recommendation: HN6.F.H.IM.CU\_\_T - List Price \$552**

## HOW TO SPECIFY

Select Model Number	Select Arm Type	Select Caster/Glide	Select Back Type	Select Fabric	Select Frame
	F Fixed Arms (+ \$30) N Armless	E Glide H Hard Caster S Soft Caster (+ \$20) <i>Casters available on HN6 only</i>	4-Way Stretch options IM Black IF Fog IC Charcoal IH Chai IY Navy	See page 191	T Black T1 Platinum Metallic
HN6	F	H	IM	CU10	T

## HNATA



SIN 711-18

### ADJUSTABLE ARM PACK

Height and Width  
Functions: **S**  
*(Function Key on pages 18-19)*

### DIMENSIONS

Arm Width:	17-20
Height from Seat:	6⅞-10⅞
Ship Weight:	7.5 <b>S</b>
Cube:	1.0

### LIST PRICE

\$121

## HNFPA



OPEN MARKET

### POLISHED ALUMINUM ARM PACK

Fixed Height

### DIMENSIONS

Arm Width:	19⅞
Height from Seat:	7¼
Ship Weight:	7.5 <b>S</b>
Cube:	1.0

### LIST PRICE

\$190

## HOW TO SPECIFY

Select Model Number
HNATA

# HIGH-DENSITY OLSON STACKER® 4040 SERIES



Olson Stacker.

## HIGH-DENSITY OLSON STACKER® 4040 SERIES

Adaptable spaces such as multi-purpose and training areas demand a chair equally flexible. Olson stacking chairs fit that bill with a lightweight frame that is easy to move throughout a space. Chairs stack up to 12 high on the floor or up to 40 high on their specially designed cart to maximize floor space when not in use. A convenient cutout in the back makes it easy to pick up and move, while the molded seat shells deliver surprising comfort. Olson stacking chairs ship in sets of four to accommodate large groups. With Olson, the benefits really stack up.



## FEATURES

- Chairs ship four per carton.
- Contoured seat and back shell provide targeted support.
- Integrated lumbar support delivers long-lasting comfort.
- Integrated handle makes chair easy to carry.
- Optional ganging brackets connect chairs to form neat rows.
- Stacks up to 12 high without cart.
- Stacks up to 40 high on cart.
- Shell colors are CA Technical Bulletin 133 compliant.
- Warranted for users up to 300 lbs.



# HIGH-DENSITY OLSON STACKER® 4040 Series

## H4041



### POLYMER SEAT AND BACK DIMENSIONS

7/16" Steel Rod Frame  
Chrome Legs

Depth:	21 5/8	Seat to Floor Height:	17 3/4
Width:	19 1/8	Usable Seat Depth:	17
Height:	30 5/8	Ship Weight:	57 <b>Ⓢ</b>
Seat Depth:	18 1/4	Cube:	10.6
Seat Width:	17 3/4	Weight Rating:	300 lbs.
Back Width:	17 1/2		
Back Height:	16 1/4		

### LIST PRICE PER CARTON

**\$693**  
*(reference single unit @ \$173.25)*

**+** 4040 Series is ordered and shipped four (4) chairs per carton. Pricing shown is per carton. Each set of four (one carton), must have the same shell color. Ordering 2 of Model H4041 will result in 2 cartons being shipped, giving you 8 chairs.

**!** Shipped fully assembled — 4 chairs per carton. All High-Density Olson Stacker® shell colors are CA Technical Bulletin 133 compliant (no upcharge).

**🔥** For Fire Code model, availability and ordering method, refer to pages 28-31.

## H4043



### CART FOR STACKING CHAIRS

### DIMENSIONS

Depth:	35 1/2	Ship Weight:	34 <b>Ⓢ</b>
Width:	21 5/8	Cube:	7.8
Height:	37		

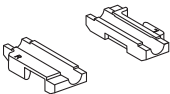
### LIST PRICE

**\$482**

NOTES: Holds 40 stack chairs (6'-8"), some assembly required. (Chairs stack 12 high without cart.)

**!** Specify Black paint (T) ONLY.

## H4048



### GANGING CHAIR GLIDES

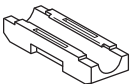
### DIMENSIONS

Box of 48	Ship Weight:	1 <b>Ⓢ</b>
For use on models H4041, HG51 and HG52	Cube:	0.04

### LIST PRICE

**\$124**

## H4049



### NON-GANGING CHAIR GLIDES

### DIMENSIONS

Box of 48	Ship Weight:	1 <b>Ⓢ</b>
For use on models H4041, HFLEX01, HG51 and HG52	Cube:	0.04

### LIST PRICE

**\$98**

## HOW TO SPECIFY

<p><b>Select Model Number</b></p> <p>H 4 0 4 1 .</p>	<p><b>Select Shell Color</b></p> <table border="0"> <tr> <td>RG Tangelo</td> <td>LO Loft</td> </tr> <tr> <td>CR Cherry</td> <td>PT Platinum</td> </tr> <tr> <td>LM Lime</td> <td>SD Shadow</td> </tr> <tr> <td>CP Calypso</td> <td>LA Lava</td> </tr> <tr> <td>BU Surf</td> <td>ON Onyx</td> </tr> <tr> <td>RE Regatta</td> <td>WT White</td> </tr> <tr> <td>MB Mulberry</td> <td></td> </tr> </table> <p>ON .</p>	RG Tangelo	LO Loft	CR Cherry	PT Platinum	LM Lime	SD Shadow	CP Calypso	LA Lava	BU Surf	ON Onyx	RE Regatta	WT White	MB Mulberry		<p><b>Select Frame</b></p> <p>Y Chrome</p> <p>Y</p>
RG Tangelo	LO Loft															
CR Cherry	PT Platinum															
LM Lime	SD Shadow															
CP Calypso	LA Lava															
BU Surf	ON Onyx															
RE Regatta	WT White															
MB Mulberry																

# PAGODA®



Pagoda Guest Chairs  
and Café Stools.

## PAGODA®

Roll out the welcome mat with Pagoda guest chairs. Reception areas. Private offices. Anywhere in between. Pagoda is a coordinated, versatile collection of stacking chairs and stools that easily match any environment and offer comfort for any type of activity. Standard-height chairs stack up to five high to clear valuable floor space whenever needed. Counter-height stools are great for cafés or common areas. Wherever comfort and style are equally important, Pagoda will create the look and feel you need.



## FEATURES

- Guest chairs stack up to five high on the floor.
- Fully-upholstered outer back.
- Molded seat underpan protects seat fabric and creates a finished appearance when stacked.
- Optional fixed arms are gently sloped for maximum comfort.
- Tube rolled steel frame adds durability.
- Create a contemporary mixed material aesthetic.
- Optional wood veneer back is available in five attractive finishes.
- Available in hundreds of quality HON fabrics.
- Warranted for users up to 250 lbs.

**MODEL OPTIONS**

**H4071**



**Stacking Arm Guest Chairs**  
Set of Two

**H4073**



**Stacking Armless Guest Chairs**  
Set of Two

**H4075**



**Stacking Arm Guest Chairs**  
Set of Two

**H4077**



**Mobile Stacking Armless Guest Chairs**  
Set of Two

**H4091**



**Stacking Arm Guest Chairs (Wood Back)**  
Set of Two

**H4093**



**Stacking Armless Guest Chairs (Wood Back)**  
Set of Two

**H4095**



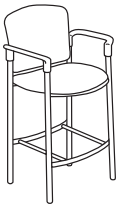
**Stacking Arm Guest Chairs (Wood Back)**  
Set of Two

**H4097**



**Mobile Stacking Armless Guest Chairs (Wood Back)**  
Set of Two

**H4099**



**Café-Height Stool (Wood Back)**  
Footrest, Arms

**H4079**



**Café-Height Stool (Upholstered Back)**  
Footrest, Arms



# PAGODA® Options

## CASTERS



CODE	DESCRIPTION	PRICE
<b>H</b>	Hard Caster	<b>+\$0</b>



<b>S</b>	Soft Caster	<b>+\$20</b>
----------	-------------	--------------

\*Specify for models H4075 and H4077 only

## FINISH

CODE	DESCRIPTION	PRICE
<b>C</b>	Harvest	<b>+\$0</b>
<b>D</b>	Natural Maple	<b>+\$0</b>
<b>F</b>	Shaker Cherry	<b>+\$0</b>
<b>H</b>	Bourbon Cherry	<b>+\$0</b>
<b>N</b>	Mahogany	<b>+\$0</b>

\*Specify for models H4091, H4093, H4095, H4097 and H4099 only

## FRAME

CODE	DESCRIPTION	PRICE
<b>T</b>	Black	<b>+\$0</b>
<b>T1</b>	Platinum Metallic	<b>+\$0</b>

## HON BRANDED FABRICS

### GRADE 1

Attire  
Centurion  
Compass  
Contourett Polyurethane  
Dapper  
Hamilton  
Inertia  
Optic

### GRADE 2

Appoint Seating  
Clyde  
Dotty  
Rush  
Seed  
Spin Seating  
Whisper Vinyl

### GRADE 3

In Season  
Purl  
Silvertex™ Vinyl

**For a complete list of fabrics, including partnership fabrics, go to [hon.com/fabricsandfinishes](http://hon.com/fabricsandfinishes).**

\*\*Pagoda® wood back models available in Harvest (C), Natural Maple (D), Shaker Cherry (F), Bourbon Cherry (H) and Mahogany (N) only.

Reference Fabric Color Combinations on pages 20-24 for color codes and legend on page 21 for lead times. For additional HON to Supply COM fabric grade pricing, go to [honready.hon.com](http://honready.hon.com) and click on the HON to Supply COM link.

For Fire Code model, availability and ordering method, refer to pages 28-31. Available on select models, contact HON Customer Support for availability.



Icon Legend on page 17

# PAGODA® 4070 Series

## H4071



### STACKING ARM GUEST CHAIRS

Set of Two

### DIMENSIONS

Depth:	22½	Arm Width:	23¾
Width:	27¼	Seat to Floor Height:	18
Height:	33	Usable Seat Depth:	16¾
Seat Depth:	19¾	Ship Weight:	56
Seat Width:	20¼	Cube:	19.6
Back Width:	21¼	COM:	2.0
Back Height:	16¼	Weight Rating:	250 lbs.

### FABRIC PRICE CODES

	Per Carton List Price	Single Unit List Price
1	\$914	\$457.00
2	\$962	\$481.00
3	\$1010	\$505.00
4	\$1046	\$523.00
5	\$1082	\$541.00
6	\$1118	\$559.00
7	\$1154	\$577.00
8	\$1190	\$595.00
9	\$1226	\$613.00
10	\$1262	\$631.00
11	\$1298	\$649.00
12	\$1334	\$667.00
L	—	—

NOTES: Use Model H4069 Ganging Connectors on page 203. Ships two to a container. See shipping notes on page 200.

## H4073



### STACKING ARMLESS GUEST CHAIRS

Set of Two

### DIMENSIONS

Depth:	22½	Seat to Floor Height:	18
Width:	21¼	Usable Seat Depth:	16¾
Height:	33	Ship Weight:	52
Seat Depth:	19¾	Cube:	18.9
Seat Width:	20¼	COM:	2.0
Back Width:	21¼	Weight Rating:	250 lbs.
Back Height:	16¼		

### FABRIC PRICE CODES

	Per Carton List Price	Single Unit List Price
1	\$853	\$426.50
2	\$901	\$450.50
3	\$949	\$474.50
4	\$985	\$492.50
5	\$1021	\$510.50
6	\$1057	\$528.50
7	\$1093	\$546.50
8	\$1129	\$564.50
9	\$1165	\$582.50
10	\$1201	\$600.50
11	\$1237	\$618.50
12	\$1273	\$636.50
L	—	—

NOTES: Use Model H4069 Ganging Connectors on page 203. Ships two to a container. See shipping notes on page 200.

## HOW TO SPECIFY

<p><b>Select Model Number</b></p> <div style="border: 1px solid #ccc; padding: 5px; margin-top: 10px;"> <span style="border: 1px solid #ccc; padding: 2px 5px;">H</span> <span style="border: 1px solid #ccc; padding: 2px 5px;">4</span> <span style="border: 1px solid #ccc; padding: 2px 5px;">0</span> <span style="border: 1px solid #ccc; padding: 2px 5px;">7</span> <span style="border: 1px solid #ccc; padding: 2px 5px;">1</span> </div>	<p><b>Select Fabric</b></p> <p>See page 198</p> <div style="border: 1px solid #ccc; padding: 5px; margin-top: 10px;"> <span style="border: 1px solid #ccc; padding: 2px 5px;">C</span> <span style="border: 1px solid #ccc; padding: 2px 5px;">U</span> <span style="border: 1px solid #ccc; padding: 2px 5px;">1</span> <span style="border: 1px solid #ccc; padding: 2px 5px;">0</span> </div>	<p><b>Select Frame</b></p> <p>T Black T1 Platinum Metallic</p> <div style="border: 1px solid #ccc; padding: 5px; margin-top: 10px;"> <span style="border: 1px solid #ccc; padding: 2px 5px;">T</span> </div>
---	--	--

# PAGODA® 4070 Series

GSA SIN 711-19



Icon Legend on page 17

## H4075



### STACKING ARM GUEST CHAIRS

Set of Two

### DIMENSIONS

Depth:	22½	Arm Width:	23¾
Width:	27¼	Seat to Floor Height:	18
Height:	33	Usable Seat Depth:	16¾
Seat Depth:	19¾	Ship Weight:	56
Seat Width:	20¼	Cube:	19.6
Back Width:	21¼	COM:	2.0
Back Height:	16¼	Weight Rating:	250 lbs.

### FABRIC PRICE CODES

	Per Carton List Price	Single Unit List Price
1	\$1025	\$512.50
2	\$1073	\$536.50
3	\$1121	\$560.50
4	\$1157	\$578.50
5	\$1193	\$596.50
6	\$1229	\$614.50
7	\$1265	\$632.50
8	\$1301	\$650.50
9	\$1337	\$668.50
10	\$1373	\$686.50
11	\$1409	\$704.50
12	\$1445	\$722.50
L	—	—

## H4077



### MOBILE STACKING ARMLESS GUEST CHAIRS

Set of Two

### DIMENSIONS

Depth:	22½	Seat to Floor Height:	18
Width:	21¼	Usable Seat Depth:	16¾
Height:	33	Ship Weight:	56
Seat Depth:	19¾	Cube:	19.5
Seat Width:	20¼	COM:	2.0
Back Width:	21¼	Weight Rating:	250 lbs.
Back Height:	16¼		

### FABRIC PRICE CODES

	Per Carton List Price	Single Unit List Price
1	\$964	\$482.00
2	\$1012	\$506.00
3	\$1060	\$530.00
4	\$1096	\$548.00
5	\$1132	\$566.00
6	\$1168	\$584.00
7	\$1204	\$602.00
8	\$1240	\$620.00
9	\$1276	\$638.00
10	\$1312	\$656.00
11	\$1348	\$674.00
12	\$1384	\$692.00
L	—	—

4070 Series is ordered and shipped two (2) chairs per carton. Pricing shown is per carton. Each set of two (one carton), must have the same fabric/frame color. (COM yardage shown is for two chairs.) Ordering 2 of any model will result in 2 cartons being shipped, giving you 4 chairs.

## HOW TO SPECIFY

<p><b>Select Model Number</b></p> <p>H 4 0 7 5 .</p>	<p><b>Select Caster</b></p> <p>H Hard Caster S Soft Caster (+ \$20) <i>Specify for models H4075 and H4077 only</i></p> <p>H .</p>	<p><b>Select Fabric</b></p> <p>See page 198</p> <p>C U 1 0 .</p>	<p><b>Select Frame</b></p> <p>T Black T1 Platinum Metallic</p> <p>T</p>
--	---	--	---



Icon Legend on page 17

# PAGODA® 4090 Series

## H4091



### STACKING ARM GUEST CHAIRS

**Wood Back**  
Set of Two

### DIMENSIONS

Depth:	22½	Arm Width:	23¾
Width:	27¼	Seat to Floor Height:	18
Height:	32½	Usable Seat Depth:	16¾
Seat Depth:	19¾	Ship Weight:	51
Seat Width:	20¼	Cube:	19.6
Back Width:	21¼	COM:	1.0
Back Height:	16¼	Weight Rating:	250 lbs.

### FABRIC PRICE CODES

	Per Carton List Price	Single Unit List Price
1	\$1063	\$531.50
2	\$1087	\$543.50
3	\$1111	\$555.50
4	\$1129	\$564.50
5	\$1147	\$573.50
6	\$1165	\$582.50
7	\$1183	\$591.50
8	\$1201	\$600.50
9	\$1219	\$609.50
10	\$1237	\$618.50
11	\$1255	\$627.50
12	\$1273	\$636.50
L	—	—

NOTES: Use Model H4069 Ganging Connectors on page 203.

! Ships two per carton. See note on page 202 for ordering.

## H4093



### STACKING ARMLESS GUEST CHAIRS

**Wood Back**  
Set of Two

### DIMENSIONS

Depth:	22½	Seat to Floor Height:	18
Width:	21¼	Usable Seat Depth:	16¾
Height:	32½	Ship Weight:	49
Seat Depth:	19¾	Cube:	18.9
Seat Width:	20¼	COM:	1.0
Back Width:	20½	Weight Rating:	250 lbs.
Back Height:	16¼		

### FABRIC PRICE CODES

	Per Carton List Price	Single Unit List Price
1	\$1002	\$501.00
2	\$1026	\$513.00
3	\$1050	\$525.00
4	\$1068	\$534.00
5	\$1086	\$543.00
6	\$1104	\$552.00
7	\$1122	\$561.00
8	\$1140	\$570.00
9	\$1158	\$579.00
10	\$1176	\$588.00
11	\$1194	\$597.00
12	\$1212	\$606.00
L	—	—

NOTES: Use Model H4069 Ganging Connectors on page 203.

! Ships two per carton. See note on page 202 for ordering.

! Pagoda® wood back models available in Harvest (C), Natural Maple (D), Shaker Cherry (F), Bourbon Cherry (H) and Mahogany (N) only.

## HOW TO SPECIFY

<p><b>Select Model Number</b></p> <p>H 4 0 9 1 .</p>	<p><b>Select Finish Color</b></p> <p>See page 198</p> <p>H .</p>	<p><b>Select Fabric</b></p> <p>See page 198</p> <p>C U 1 0 .</p>	<p><b>Select Frame</b></p> <p>T Black T1 Platinum Metallic</p> <p>T</p>
--	--	--	---

# PAGODA® 4090 Series

GSA SIN 711-19



Icon Legend on page 17

## H4095



### STACKING ARM GUEST CHAIRS

**Wood Back**  
Set of Two

### DIMENSIONS

Depth:	22½	Arm Width:	23¾
Width:	27¼	Seat to Floor Height:	18
Height:	32½	Usable Seat Depth:	16¾
Seat Depth:	19¾	Ship Weight:	53
Seat Width:	20¼	Cube:	19.6
Back Width:	20½	COM:	1.0
Back Height:	16¼	Weight Rating:	250 lbs.

### FABRIC PRICE CODES

	Per Carton List Price	Single Unit List Price
1	\$1174	\$587.00
2	\$1198	\$599.00
3	\$1222	\$611.00
4	\$1240	\$620.00
5	\$1258	\$629.00
6	\$1276	\$638.00
7	\$1294	\$647.00
8	\$1312	\$656.00
9	\$1330	\$665.00
10	\$1348	\$674.00
11	\$1366	\$683.00
12	\$1384	\$692.00
L	—	—

! Ships two per carton. See note below for ordering.

## H4097



### MOBILE STACKING ARMLESS GUEST CHAIRS

**Wood Back**  
Set of Two

### DIMENSIONS

Depth:	22½	Seat to Floor Height:	18
Width:	21¼	Usable Seat Depth:	16¾
Height:	32½	Ship Weight:	51
Seat Depth:	19¾	Cube:	19.6
Seat Width:	20¼	COM:	1.0
Back Width:	20½	Weight Rating:	250 lbs.
Back Height:	16¼		

### FABRIC PRICE CODES

	Per Carton List Price	Single Unit List Price
1	\$1114	\$557.00
2	\$1138	\$569.00
3	\$1162	\$581.00
4	\$1180	\$590.00
5	\$1198	\$599.00
6	\$1216	\$608.00
7	\$1234	\$617.00
8	\$1252	\$626.00
9	\$1270	\$635.00
10	\$1288	\$644.00
11	\$1306	\$653.00
12	\$1324	\$662.00
L	—	—

! Ships two per carton. See note below for ordering.

- 2 4090 Series is ordered and shipped two (2) chairs per carton. Pricing shown is per carton. Each set of two (one carton), must have the same fabric/frame color. (COM yardage shown is for two chairs.) Ordering 2 of any model will result in 2 cartons being shipped, giving you 4 chairs.
- ! Pagoda® wood back models available in Harvest (C), Natural Maple (D), Shaker Cherry (F), Bourbon Cherry (H) and Mahogany (N) only.

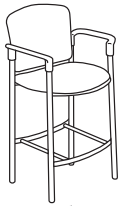
## HOW TO SPECIFY

<p><b>Select Model Number</b></p> <p>H 4 0 9 5 .</p>	<p><b>Select Finish Color</b></p> <p>See page 198</p> <p>H .</p>	<p><b>Select Fabric</b></p> <p>See page 198</p> <p>C U 1 0 .</p>	<p><b>Select Frame</b></p> <p>T Black TI Platinum Metallic</p> <p>T</p>
--	--	--	---



# PAGODA® 4070/4090 Series

## H4099



### CAFÉ-HEIGHT STOOL

**Wood Back**  
Footrest  
Arms

### DIMENSIONS

Depth:	22½	Arm Width:	23¾
Width:	27¼	Seat to Floor Height:	29⅝
Height:	44⅝	Usable Seat Depth:	16¾
Seat Depth:	19¾	Ship Weight:	34
Seat Width:	20¼	Cube:	19.3
Back Width:	20½	COM:	1.0
Back Height:	16¼	Weight Rating:	250 lbs.

### FABRIC PRICE CODES

#### Single Unit List Price

1	\$685.00
2	\$709.00
3	\$733.00
4	\$751.00
5	\$769.00
6	\$787.00
7	\$805.00
8	\$823.00
9	\$841.00
10	\$859.00
11	\$877.00
12	\$895.00
L	—

NOTES: Model H4099 is ordered and shipped one (1) per carton.

## H4079



### CAFÉ-HEIGHT STOOL

**Upholstered Back**  
Footrest  
Arms

### DIMENSIONS

Depth:	22½	Arm Width:	23¾
Width:	27¼	Seat to Floor Height:	29⅝
Height:	44⅝	Usable Seat Depth:	16¾
Seat Depth:	19¾	Ship Weight:	39
Seat Width:	20¼	Cube:	19.3
Back Width:	21¼	COM:	2.0
Back Height:	16¼	Weight Rating:	250 lbs.

### FABRIC PRICE CODES

#### Single Unit List Price

1	\$597.00
2	\$645.00
3	\$693.00
4	\$729.00
5	\$765.00
6	\$801.00
7	\$837.00
8	\$873.00
9	\$909.00
10	\$945.00
11	\$981.00
12	\$1017.00
L	—

NOTES: Upholstered back. Model H4079 is ordered and shipped one (1) per carton.

## H4069



### GANGING CONNECTORS

(hardware included)

### DIMENSIONS

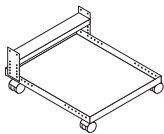
Ship Weight:	2 Ⓢ
Cube:	0.05

### LIST PRICE

\$66.00

NOTES: Specify Chairs frame color: Black (T)  
ⓘ For use on models H4071, H4073, H4091 and H4093.

## HUCART



### UNIVERSAL 4-LEG CHAIR CART

### DIMENSIONS

Depth:	22	Ship Weight:	24 Ⓢ
Width:	22	Cube:	2.0
Height:	8		

### LIST PRICE

\$404.00

NOTES: Steel frame construction. 4 casters — 2 locking, 2 non-locking.  
ⓘ For use with models H4071, H4073, H4075, H4077. Black only.

## HOW TO SPECIFY

<p><b>Select Model Number</b></p> <p>See page 198</p> <p>Specify for model H4099 only</p> <p>H 4 0 7 9 .</p> <p>H 4 0 9 9 .</p>	<p><b>Select Finish Color</b></p> <p>See page 198</p> <p>Specify for model H4099 only</p> <p>H .</p>	<p><b>Select Fabric</b></p> <p>See page 198</p> <p>C U 1 0 .</p> <p>C U 1 0 .</p>	<p><b>Select Frame</b></p> <p>T Black T1 Platinum Metallic</p> <p>T</p> <p>T</p>
---	--	---	--

# PARK AVENUE COLLECTION® 5000 SERIES



Park Avenue Executive High-Back Chair shown with 94000 Series™ Desk and Credenza.

## PARK AVENUE COLLECTION® 5000 SERIES

Park Avenue seating is your address for elegance. This family of task and guest seating features all-day comfort with upscale accents. Task chairs feature a choice of Polished Aluminum or Black frame with inlaid wood accents, as well as an elegant tuxedo back design that creates a sophisticated look.



### TASK CHAIR FEATURES

- Mid-range knee-tilt mechanism allows for a natural, comfortable recline.
- Pneumatic seat height adjustment moves the seat up and down to adapt to various body heights.
- Tilt tension controls the rate and ease of recline.
- Tilt lock allows the user to lock out the tilt function.
- Arms feature a urethane top pad.
- Base features a steel substrate with hardwood base caps.
- Warranted for users up to 275 lbs.

# PARK AVENUE COLLECTION®

## 5000 Series Options

### MODEL OPTIONS

#### H5001



#### Executive High-Back

Pneumatic, Swivel, Mid-range  
Knee Tilt, Tilt Tension, Tilt Lock,  
Open Loop Arms

#### H5002



#### Managerial Mid-Back

Pneumatic, Swivel, Mid-range  
Knee Tilt, Tilt Tension, Tilt Lock,  
Open Loop Arms

### AVAILABLE FINISHES

Park Avenue Collection® 5000 Series  
Seating is available in 8 wood finishes.

#### WOOD FINISHES

Bourbon Cherry (H)

Cognac (COGN)

Harvest (C)

Mahogany (N)

Mocha (MOCH)

Natural Maple (D)

Pinnacle (PINC)

Shaker Cherry (F)

### HON BRANDED FABRICS

#### GRADE 1

Centurion  
Compass  
Contourett Polyurethane  
Dapper  
Hamilton  
Inertia  
Optic

#### GRADE 2

Appoint Seating  
Clyde  
Dotty  
Rush  
Seed  
Spin Seating  
Whisper Vinyl

#### GRADE 3

Purl  
Silvertex™ Vinyl

#### GRADE L

Denver Leather

**For a complete list of fabrics, including partnership fabrics, go to [hon.com/fabricsandfinishes](http://hon.com/fabricsandfinishes).**

Reference Fabric Color Combinations on pages 20-24 for color codes and legend on page 21 for lead times. For additional HON to Supply COM fabric grade pricing, go to [honready.hon.com](http://honready.hon.com) and click on the HON to Supply COM link.

⚡ For Fire Code model, availability and ordering method, refer to pages 28-31. Available on select models, contact HON Customer Support for availability.



# PARK AVENUE COLLECTION®

## 5000 Series

GSA SIN 711-18



Icon Legend on page 17

### H5001



#### EXECUTIVE HIGH-BACK

Pneumatic  
Swivel  
Mid-range Knee Tilt  
Tilt Tension  
Tilt Lock  
Open Loop Arms  
Functions: **A, E, G, K, L**  
(Function Key on pages 18-19)

#### DIMENSIONS

Depth:	29	Arm Width:	20
Width:	26	Seat to Floor Height:	17 <sup>3</sup> / <sub>4</sub> -22 <sup>1</sup> / <sub>2</sub>
Height:	44 <sup>1</sup> / <sub>2</sub>	Usable Seat Depth:	17 <sup>5</sup> / <sub>8</sub>
Seat Depth:	19 <sup>1</sup> / <sub>2</sub>	Ship Weight:	61
Seat Width:	20	Cube:	23.7
Back Width:	20	COM:	3.0
Back Height:	26 <sup>1</sup> / <sub>4</sub>	Weight Rating:	250 lbs.

#### FABRIC PRICE CODES

<b>1</b>	<b>\$1030</b>	<b>8</b>	<b>\$1444</b>
<b>2</b>	<b>\$1102</b>	<b>9</b>	<b>\$1498</b>
<b>3</b>	<b>\$1174</b>	<b>10</b>	<b>\$1552</b>
<b>4</b>	<b>\$1228</b>	<b>11</b>	<b>\$1606</b>
<b>5</b>	<b>\$1282</b>	<b>12</b>	<b>\$1660</b>
<b>6</b>	<b>\$1336</b>	<b>L</b>	<b>\$1630</b>
<b>7</b>	<b>\$1390</b>		

NOTES: Arms are selected hardwood with urethane top pads.

### H5002



#### MANAGERIAL MID-BACK

Pneumatic  
Swivel  
Mid-range Knee Tilt  
Tilt Tension  
Tilt Lock  
Open Loop Arms  
Functions: **A, E, G, K, L**  
(Function Key on pages 18-19)

#### DIMENSIONS

Depth:	29	Arm Width:	20
Width:	26	Seat to Floor Height:	17 <sup>3</sup> / <sub>4</sub> -22 <sup>1</sup> / <sub>2</sub>
Height:	39 <sup>1</sup> / <sub>2</sub>	Usable Seat Depth:	17 <sup>5</sup> / <sub>8</sub>
Seat Depth:	19 <sup>1</sup> / <sub>2</sub>	Ship Weight:	57
Seat Width:	20	Cube:	18.5
Back Width:	20	COM:	2.5
Back Height:	19 <sup>1</sup> / <sub>4</sub>	Weight Rating:	250 lbs.

#### FABRIC PRICE CODES

<b>1</b>	<b>\$1003</b>	<b>8</b>	<b>\$1348</b>
<b>2</b>	<b>\$1063</b>	<b>9</b>	<b>\$1393</b>
<b>3</b>	<b>\$1123</b>	<b>10</b>	<b>\$1438</b>
<b>4</b>	<b>\$1168</b>	<b>11</b>	<b>\$1483</b>
<b>5</b>	<b>\$1213</b>	<b>12</b>	<b>\$1528</b>
<b>6</b>	<b>\$1258</b>	<b>L</b>	<b>\$1503</b>
<b>7</b>	<b>\$1303</b>		

NOTES: Arms are selected hardwood with urethane top pads.

**HON Recommendation: H5001.MOCH.CU\_\_ - List Price \$1030**

## HOW TO SPECIFY

Select  
Model Number

H5001

Select  
Finish

See page 205

MOCH

Select  
Fabric

See page 205

CU10

# PARK AVENUE COLLECTION® 5020 SERIES



Park Avenue Mid-Back Chairs shown with Preside® Conference Table.

## PARK AVENUE COLLECTION® 5020 SERIES

Park Avenue seating is your address for elegance. This family of task and guest seating features all-day comfort with upscale accents. Task chairs feature a Polished Aluminum base, as well as an elegant tuxedo back design that creates a sophisticated look. Guest seating welcomes visitors in style and leaves a lasting impression. If you're looking to put yourself, your coworkers and your visitors at ease, make a move to Park Avenue.



### GUEST CHAIR FEATURES

- Fully-upholstered outer back.
- Backs feature sewn seams for a tailored look.
- Black powder coated frame.
- Warranted for users up to 275 lbs.

### TASK CHAIR FEATURES

- Mid-range knee-tilt mechanism allows for a natural, comfortable recline.
- Pneumatic seat height adjustment moves the seat up and down to adapt to various body heights.
- Tilt tension controls the rate and ease of recline.
- Tilt lock allows the user to lock out the tilt function.
- Arms feature a urethane top pad.
- Polished Aluminum base.
- Warranted for users up to 275 lbs.

# PARK AVENUE COLLECTION®

## 5020 Series Options

### MODEL OPTIONS

H5021



#### Executive High-Back

Pneumatic, Swivel, Mid-range Knee Tilt, Tilt Tension, Tilt Lock, Open Loop Arms

H5022



#### Managerial Mid-Back

Pneumatic, Swivel, Mid-range Knee Tilt, Tilt Tension, Tilt Lock, Open Loop Arms

H5023



#### Guest Chair

Sled Base, Arms

### CASTERS



CODE	DESCRIPTION	PRICE
<b>H</b>	Hard Caster	<b>+\$0</b>



<b>S</b>	Soft Caster	<b>+\$30</b>
----------	-------------	--------------

\*Specify for models H5021 and H5022 only

### HON BRANDED FABRICS

#### GRADE 1

Attire  
Centurion  
Compass  
Contourett Polyurethane  
Dapper  
Hamilton  
Inertia  
Optic

#### GRADE 2

Appoint Seating  
Clyde  
Dotty  
Rush  
Seed  
Spin Seating  
Whisper Vinyl

#### GRADE 3

Purl  
Silvertex™ Vinyl

#### GRADE L

Denver Leather

**For a complete list of fabrics, including partnership fabrics, go to [hon.com/fabricsandfinishes](http://hon.com/fabricsandfinishes).**

Reference Fabric Color Combinations on pages 20-24 for color codes and legend on page 21 for lead times. For additional HON to Supply COM fabric grade pricing, go to [honready.hon.com](http://honready.hon.com) and click on the HON to Supply COM link.

For Fire Code model, availability and ordering method, refer to pages 28-31. Available on select models, contact HON Customer Support for availability.



# PARK AVENUE COLLECTION®

## 5020 Series

### H5021



#### EXECUTIVE HIGH-BACK

Pneumatic  
Swivel  
Mid-range Knee Tilt  
Tilt Tension  
Tilt Lock  
Open Loop Arms  
Functions: **A, E, G, K, L**   
(Function Key on pages 18-19)

#### DIMENSIONS

Depth:	29	Arm Width:	20
Width:	26	Seat to Floor Height:	17 <sup>3</sup> / <sub>4</sub> -22 <sup>1</sup> / <sub>2</sub>
Height:	44 <sup>1</sup> / <sub>2</sub>	Usable Seat Depth:	17 <sup>5</sup> / <sub>8</sub>
Seat Depth:	17 <sup>5</sup> / <sub>8</sub>	Ship Weight:	57
Seat Width:	20	Cube:	16.0
Back Width:	20	COM:	3.0
Back Height:	26 <sup>1</sup> / <sub>4</sub>	Weight Rating:	250 lbs.

#### FABRIC PRICE CODES

1	\$1124	8	\$1538
2	\$1196	9	\$1592
3	\$1268	10	\$1646
4	\$1322	11	\$1700
5	\$1376	12	\$1754
6	\$1430	L	\$1724
7	\$1484		

Polished aluminum base

### H5022



#### MANAGERIAL MID-BACK

Pneumatic  
Swivel  
Mid-range Knee Tilt  
Tilt Tension  
Tilt Lock  
Open Loop Arms  
Functions: **A, E, G, K, L**   
(Function Key on pages 18-19)

#### DIMENSIONS

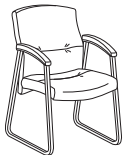
Depth:	29	Arm Width:	20
Width:	26	Seat to Floor Height:	17 <sup>3</sup> / <sub>4</sub> -22 <sup>1</sup> / <sub>2</sub>
Height:	38 <sup>1</sup> / <sub>2</sub>	Usable Seat Depth:	17 <sup>5</sup> / <sub>8</sub>
Seat Depth:	17 <sup>5</sup> / <sub>8</sub>	Ship Weight:	54
Seat Width:	20	Cube:	16.0
Back Width:	20	COM:	2.5
Back Height:	19 <sup>1</sup> / <sub>4</sub>	Weight Rating:	250 lbs.

#### FABRIC PRICE CODES

1	\$1098	8	\$1443
2	\$1158	9	\$1488
3	\$1218	10	\$1533
4	\$1263	11	\$1578
5	\$1308	12	\$1623
6	\$1353	L	\$1598
7	\$1398		

Polished aluminum base

### H5023



#### GUEST CHAIR

Sled Base  
Arms

#### DIMENSIONS

Depth:	27	Arm Width:	20
Width:	25	Seat to Floor Height:	18 <sup>1</sup> / <sub>2</sub>
Height:	35 <sup>1</sup> / <sub>2</sub>	Usable Seat Depth:	17 <sup>5</sup> / <sub>8</sub>
Seat Depth:	17 <sup>5</sup> / <sub>8</sub>	Ship Weight:	45
Seat Width:	20	Cube:	18.4
Back Width:	20	COM:	2.5
Back Height:	19 <sup>1</sup> / <sub>4</sub>	Weight Rating:	250 lbs.

#### FABRIC PRICE CODES

1	\$859	8	\$1204
2	\$919	9	\$1249
3	\$979	10	\$1294
4	\$1024	11	\$1339
5	\$1069	12	\$1384
6	\$1114	L	\$1359
7	\$1159		

Black powder coated frame



**HON Recommendation: H5021.H.CU\_\_ - List Price \$1124**

## HOW TO SPECIFY

<p><b>Select Model Number</b></p> <p>H 5 0 2 1 .</p>	<p><b>Select Caster</b></p> <p><b>H</b> Hard Caster <b>S</b> Soft Caster (+ \$30) <i>Specify for models H5021 and H5022 only</i></p> <p>H .</p>	<p><b>Select Fabric</b></p> <p>See page 208</p> <p>C U 1 0</p>
--	---	--

# PERCH™ Active Seating

OPEN MARKET



Icon Legend on page 17

## HVLPERCH



### PERCH STOOL

Pneumatic  
Swivel  
Pivot Base

### DIMENSIONS

Depth:	16½	Seat to Floor Height:	23¾-35
Width:	15¾	Usable Seat Depth:	14½
Seat Depth:	14½	Ship Weight:	22 <b>Ⓢ</b>
Seat Width:	14½	Cube:	3.13
		Weight Rating:	250 lbs.

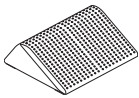
### PRICE CODE

**Fabric**                    **\$445**

NOTES: Fabric seat in Black, Charcoal, Red, Blue, and Green. Built-in handle. Active pivot base. Silver frame. **HON 5-Year Limited Warranty.**

**HON Recommendation: HVLPERCH.ASF10.X - List Price \$445**

## HVL991



### FOOTREST

Anti-Slip Cover

### DIMENSIONS

Depth:	13¾	Ship Weight:	7 <b>Ⓢ</b>
Width:	16	Cube:	0.9
Height:	5½	Weight Rating:	250 lbs.

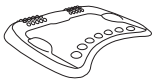
### LIST PRICE

**\$74**

**!** Available in Black (T) finish ONLY. **HON 5-Year Limited Warranty.**

**SPECIFYING EXAMPLE: HVL991.T**

## HBEAFM1



### ANTI-FATIGUE MAT

Ergonomic

### DIMENSIONS

Depth:	25	Ship Weight:	7
Width:	29⅞	Cube:	1.4
Height:	2¾		

### LIST PRICE

**\$197**

**!** Available in Black ONLY. No specification needed. **HON 5-Year Limited Warranty.**

**SPECIFYING EXAMPLE: HBEAFM1**

## HOW TO SPECIFY

<p><b>Select Model Number</b></p> <p>H V L P E R C H .</p>	<p><b>Select Fabric</b></p> <p>ASF10 Black Fabric ASF19 Charcoal Fabric ASF42 Red Fabric ASF90 Blue Fabric ASF82 Green Fabric</p> <p>A S F 1 0 .</p>	<p><b>Select Frame</b></p> <p>X Silver</p> <p>X</p>
--	--	---

# PERPETUAL<sup>®</sup> NESTING CHAIRS



Perpetual Nesting Chairs and Huddle<sup>®</sup> Tables.

## PERPETUAL<sup>®</sup> NESTING CHAIRS

Always attractive, always supportive — that's Perpetual. Provide full-time comfort to even part-time workers with the Perpetual line of multi-purpose seating. The flip-up seat design maximizes space by allowing Perpetual to be easily nested. The passive back design moves with the user to deliver added comfort for all day meetings. Save space without sacrificing comfort with Perpetual.



## FEATURES

- Flip-up seat allows chairs to nest and save floor space.
- Backrest reclines for added comfort.
- Tube rolled steel frame adds durability.
- Underside of seat is fully-upholstered for a clean appearance when nested.
- All-surface casters roll effortlessly and silently.
- Available in hundreds of quality HON fabrics.
- Warranted for users up to 300 lbs.

# PERPETUAL<sup>®</sup> Nesting Chairs Options

## MODEL OPTIONS

HPN1



**Nesting Chair (Flex-back)**

Armless, Four Legs

HPN2



**Nesting Chair (Flex-back)**

Fixed Arms, Four Legs

### CASTER/ GLIDE



CODE	DESCRIPTION	PRICE
<b>A</b>	All-surface	<b>+\$0</b>
<b>G</b>	Bell Glide	<b>+\$25</b>

### FRAME

CODE	DESCRIPTION	PRICE
<b>T</b>	Black	<b>+\$0</b>
<b>T1</b>	Platinum Metallic	<b>+\$0</b>

### BACK STYLE



CODE	DESCRIPTION	PRICE
<b>UU</b>	Upholstered Back	<b>+\$0</b>

## HON BRANDED FABRICS

### GRADE 1

Attire  
Centurion  
Compass  
Contourett Polyurethane  
Dapper  
Hamilton  
Inertia  
Optic

### GRADE 2

Appoint Seating  
Clyde  
Dotty  
Rush  
Seed  
Spin Seating  
Whisper Vinyl

### GRADE 3

Purl  
Silvertex™ Vinyl

For a complete list of fabrics, including partnership fabrics, go to [hon.com/fabricsandfinishes](http://hon.com/fabricsandfinishes).

Reference Fabric Color Combinations on pages 20-24 for color codes and legend on page 21 for lead times. For additional HON to Supply COM fabric grade pricing, go to [honready.hon.com](http://honready.hon.com) and click on the HON to Supply COM link.

For Fire Code model, availability and ordering method, refer to pages 28-31. Available on select models, contact HON Customer Support for availability.





Icon Legend on page 17

# PERPETUAL® Nesting Chairs

## HPN1



Model HPN1A UU shown

### NESTING CHAIR

**Flex-back**  
Armless  
Four Legs

### DIMENSIONS

Depth: 26  
Width: 26  
Height: 36  
Seat Depth: 17<sup>3</sup>/<sub>4</sub>  
Seat Width: 17  
Back Width: 17<sup>1</sup>/<sub>2</sub>  
Back Height: 15<sup>3</sup>/<sub>4</sub>  
Seat to Floor Height: 19<sup>1</sup>/<sub>8</sub>  
Usable Seat Depth: 16<sup>1</sup>/<sub>2</sub>  
Ship Weight: 38  
Cube: 15.2  
COM: 1.5  
Weight Rating: 300 lbs.

### FABRIC PRICE CODES

1	\$650	8	\$857
2	\$686	9	\$884
3	\$722	10	\$911
4	\$749	11	\$938
5	\$776	12	\$965
6	\$803	L	—
7	\$830		

## HPN1



Model HPN1ARB shown

### NESTING CHAIR

**Flex-back**  
Armless  
Four Legs

### DIMENSIONS

Depth: 25<sup>3</sup>/<sub>4</sub>  
Width: 26  
Height: 35<sup>1</sup>/<sub>4</sub>  
Seat Depth: 17<sup>3</sup>/<sub>4</sub>  
Seat Width: 17  
Back Width: 19<sup>1</sup>/<sub>4</sub>  
Back Height: 16<sup>1</sup>/<sub>2</sub>  
Seat to Floor Height: 19<sup>1</sup>/<sub>8</sub>  
Usable Seat Depth: 16<sup>1</sup>/<sub>2</sub>  
Ship Weight: 36  
Cube: 15.2  
COM: 1.0  
Weight Rating: 300 lbs.

### FABRIC PRICE CODES

1	\$650	8	\$857
2	\$686	9	\$884
3	\$722	10	\$911
4	\$749	11	\$938
5	\$776	12	\$965
6	\$803	L	—
7	\$830		

## HPN2



Model HPN2AUU shown

### NESTING CHAIR

**Flex-back**  
Fixed Arms  
Four Legs

### DIMENSIONS

Depth: 26  
Width: 26  
Height: 36  
Seat Depth: 17<sup>3</sup>/<sub>4</sub>  
Seat Width: 17  
Back Width: 17<sup>1</sup>/<sub>2</sub>  
Back Height: 15<sup>3</sup>/<sub>4</sub>  
Arm Width: 20<sup>3</sup>/<sub>4</sub>  
Seat to Floor Height: 19<sup>1</sup>/<sub>8</sub>  
Usable Seat Depth: 16<sup>1</sup>/<sub>2</sub>  
Ship Weight: 41  
Cube: 15.2  
COM: 1.5  
Weight Rating: 300 lbs.

### FABRIC PRICE CODES

1	\$719	8	\$926
2	\$755	9	\$953
3	\$791	10	\$980
4	\$818	11	\$1007
5	\$845	12	\$1034
6	\$872	L	—
7	\$899		

## HPN2



Model HPN2ARB shown

### NESTING CHAIR

**Flex-back**  
Fixed Arms  
Four Legs

### DIMENSIONS

Depth: 25<sup>3</sup>/<sub>4</sub>  
Width: 26  
Height: 35<sup>1</sup>/<sub>4</sub>  
Seat Depth: 17<sup>3</sup>/<sub>4</sub>  
Seat Width: 17  
Back Width: 19<sup>1</sup>/<sub>4</sub>  
Back Height: 16<sup>1</sup>/<sub>2</sub>  
Arm Width: 20<sup>3</sup>/<sub>4</sub>  
Seat to Floor Height: 19<sup>1</sup>/<sub>8</sub>  
Usable Seat Depth: 16<sup>1</sup>/<sub>2</sub>  
Ship Weight: 38  
Cube: 15.2  
COM: 1.0  
Weight Rating: 300 lbs.

### FABRIC PRICE CODES

1	\$719	8	\$926
2	\$755	9	\$953
3	\$791	10	\$980
4	\$818	11	\$1007
5	\$845	12	\$1034
6	\$872	L	—
7	\$899		

## HOW TO SPECIFY

<p><b>Select Model Number</b></p> <p>HPN1</p>	<p><b>Select Caster/Glide</b></p> <p>A All-surface G Bell Glide (+ \$25)</p> <p>A</p>	<p><b>Select Back Type</b></p> <p>UU Upholstered Back</p> <p>UU</p>	<p><b>Select Fabric</b></p> <p>Note: For models with upholstered back, seat and back are always matching fabric See page 212</p> <p>CU10</p>	<p><b>Select Frame</b></p> <p>T Black T1 Platinum Metallic</p> <p>T</p>
---	---	---	--	---



# PILLOW-SOFT® 2090 SERIES



Pillow-Soft High-Back Executive and Sled Base Guest Chairs shown with 10700 Series™ desks.

## PILLOW-SOFT® 2090 SERIES

Pillow-Soft chairs combine comfort, style and selection to deliver the ultimate seating experience. Each executive chair in the collection combines thick memory foam cushioning with built-in lumbar support to reduce fatigue and increase comfort. Besides the full body support, it adds an authoritative presence to the office. The plush tufted leather or fabric will add a touch of sophistication to your office.



## FEATURES

- Responsive memory foam eliminates pressure points and provides lasting comfort.
- Loop arms relieve stress on the shoulder and neck.
- Fully-upholstered outer back.
- Memory foam seat cushion reduces pressure points and responds to contours of the body for lasting comfort.
- Task chairs come standard with pneumatic seat height adjustment, tilt, tilt tension and tilt lock.
- Dual-wheel, hooded casters roll effortlessly and silently.
- Warranted for users up to 300 lbs.

# PILLOW-SOFT® 2090 Series Options

## MODEL OPTIONS

H2091



### Executive High-Back

Pneumatic, Swivel, Tilt, Tilt Tension, Tilt Lock, Arms

H2095



### Executive High-Back

Pneumatic, Swivel, Tilt, Tilt Tension, Tilt Lock, Arms

H2092



### Managerial Mid-Back

Pneumatic, Swivel, Tilt, Tilt Tension, Tilt Lock, Arms

H2093



### Guest Chair

Sled Base, Arms

## CASTERS



CODE	DESCRIPTION	PRICE
H	Hard Caster	+ \$0



S	Soft Caster	+ \$30
---	-------------	--------

## HON BRANDED FABRICS

### GRADE 1

Black Vinyl  
Burgundy Vinyl  
Centurion  
Compass  
Contourett Polyurethane  
Dapper  
Hamilton  
Inertia  
Optic

### GRADE 2

Appoint Seating  
Clyde  
Dotty  
Rush  
Seed  
Spin Seating  
Whisper Vinyl

### GRADE 3

Purl  
Silvertex™ Vinyl

**For a complete list of fabrics, including partnership fabrics, go to [hon.com/fabricsandfinishes](http://hon.com/fabricsandfinishes).**

Reference Fabric Color Combinations on pages 20-24 for color codes and legend on page 21 for lead times. For additional HON to Supply COM fabric grade pricing, go to [honready.hon.com](http://honready.hon.com) and click on the HON to Supply COM link.

 For Fire Code model, availability and ordering method, refer to pages 28-31. Available on select models, contact HON Customer Support for availability.

# PILLOW-SOFT® 2090 Series

GSA SIN 711-18 EXCEPT AS NOTED



Icon Legend on page 17

## H2091



### EXECUTIVE HIGH-BACK

Pneumatic  
Swivel  
Tilt  
Tilt Tension  
Tilt Lock  
Arms  
Functions: **A, E, F, K, L**   
(Function Key on pages 18-19)

### DIMENSIONS

Depth: 29¾  
Width: 26¼  
Height: 46½  
Seat Depth: 21  
Seat Width: 22  
Back Width: 22  
Back Height: 25  
Arm Width: 20¼  
Seat to Floor Height: 16¾-21¼  
Usable Seat Depth: 18½  
Ship Weight: 57  
Cube: 16.0  
COM: 3.0  
Weight Rating: 300 lbs.

### FABRIC PRICE CODES

1	\$617	8	\$1031
2	\$689	9	\$1085
3	\$761	10	\$1139
4	\$815	11	\$1193
5	\$869	12	\$1247
6	\$923	L	\$767
7	\$977		

NOTES: When selecting leather, the 2090 Series uses SR Leather only. All models are also available in Grade 1 EB vinyl (which matches SR Leather).

## H2095



OPEN MARKET

### EXECUTIVE HIGH-BACK

Pneumatic  
Swivel  
Tilt  
Tilt Tension  
Tilt Lock  
Padded Loop Arms  
Functions: **A, E, F, K, L**   
(Function Key on pages 18-19)

### DIMENSIONS

Depth: 29½  
Width: 26¾  
Height: 47½  
Seat Depth: 17½  
Seat Width: 21  
Back Width: 21  
Back Height: 29½  
Arm Width: 21  
Seat to Floor Height: 16-21  
Usable Seat Depth: 17½  
Ship Weight: 57  
Cube: 7.1  
COM: N/A  
Weight Rating: 275 lbs.

### FABRIC PRICE CODES

<b>Fabric</b>			
PWST10	\$461	(Black)	
PWST90	\$461	(Navy)	
<b>SofThread™ Leather</b>			
PWST11	\$481	(Black)	

NOTES: When selecting upholstery, the H2095 is only available in PWST10 (Black fabric), PWST90 (Navy fabric), and PWST11 (Black SofThread™ Leather).

## H2092



### MANAGERIAL MID-BACK

Pneumatic  
Swivel  
Tilt  
Tilt Tension  
Tilt Lock  
Arms  
Functions: **A, E, F, K, L**   
(Function Key on pages 18-19)

### DIMENSIONS

Depth: 28¾  
Width: 26¼  
Height: 41¾  
Seat Depth: 21  
Seat Width: 22  
Back Width: 22  
Back Height: 19¾  
Arm Width: 20¼  
Seat to Floor Height: 16¾-21¼  
Usable Seat Depth: 18½  
Ship Weight: 54  
Cube: 16.0  
COM: 3.0  
Weight Rating: 300 lbs.

### FABRIC PRICE CODES

1	\$589	8	\$1003
2	\$661	9	\$1057
3	\$733	10	\$1111
4	\$787	11	\$1165
5	\$841	12	\$1219
6	\$895	L	\$739
7	\$949		

NOTES: When selecting leather, the 2090 Series uses SR Leather only. All models are also available in Grade 1 EB vinyl (which matches SR Leather).

## H2093



### GUEST CHAIR

Sled Base  
Arms

### DIMENSIONS

Depth: 27¾  
Width: 23¼  
Height: 36  
Seat Depth: 21½  
Seat Width: 20¾  
Back Width: 21½  
Back Height: 19¼  
Arm Width: 19¾  
Seat to Floor Height: 19½  
Usable Seat Depth: 19  
Ship Weight: 38  
Cube: 16.1  
COM: 2.5  
Weight Rating: 300 lbs.

### FABRIC PRICE CODES

1	\$467	8	\$812
2	\$527	9	\$857
3	\$587	10	\$902
4	\$632	11	\$947
5	\$677	12	\$992
6	\$722	L	\$617
7	\$767		

NOTES: When selecting leather, the 2090 Series uses SR Leather only. All models are also available in Grade 1 EB vinyl (which matches SR Leather).

## HOW TO SPECIFY

**HON Recommendation: H2091.H.SR11.T - List Price \$767**

<p><b>Select Model Number</b></p> <p>H 2 0 9 1 .</p>	<p><b>Select Caster</b></p> <p>H Hard Caster S Soft Caster (+ \$30) Does not apply to models H2093 or H2095</p> <p>H .</p>	<p><b>Select Fabric</b></p> <p>See page 215 H2095 only available in 3 fabric options. See above for pricing and selection.</p> <p>S R 1 1 .</p>	<p><b>Select Frame</b></p> <p>T Black</p> <p>T</p>
--	--	---	--

# PILLOW-SOFT® 2190 SERIES



Pillow-Soft Executive High-Back and Guest Chairs shown with Park Avenue Collection® Laminate desks.

## PILLOW-SOFT® 2190 SERIES

Pillow-Soft chairs combine comfort, style and selection to deliver the ultimate seating experience. Each executive chair in the collection combines thick memory foam cushioning with built-in lumbar support to reduce fatigue and increase comfort. Besides the full body support, it adds an authoritative presence to the office. The plush tufted leather or fabric and optional hardwood accents will add a touch of sophistication to your office.



## FEATURES

- Responsive memory foam eliminates pressure points and provides lasting comfort.
- Loop arms relieve stress on the shoulder and neck.
- Fully-upholstered outer back.
- Base features a steel substrate with hardwood base caps.
- Memory foam seat cushion reduces pressure points and responds to contours of the body for lasting comfort.
- Dual-wheel, hooded casters roll effortlessly and silently.
- Solid hardwood in one of eight attractive finishes.
- Warranted for users up to 250 lbs.

# PILLOW-SOFT® 2190 Series Options

## MODEL OPTIONS

### H2191



#### Executive High-Back

Pneumatic, Swivel, Tilt, Tilt Tension, Tilt Lock, Open Padded Loop Arms

### H2192



#### Managerial Mid-Back

Pneumatic, Swivel, Tilt, Tilt Tension, Tilt Lock, Open Padded Loop Arms

### H2194



#### Guest Chair

4-Leg Base, Open Loop Arms

## AVAILABLE FINISHES

Pillow-Soft® 2190 Series Seating is available in 8 wood finishes.

### WOOD FINISHES

Bourbon Cherry (H)

Cognac (COGN)

Harvest (C)

Mahogany (N)

Mocha (MOCH)

Natural Maple (D)

Pinnacle (PINC)

Shaker Cherry (F)

## HON BRANDED FABRICS

### GRADE 1

Black Vinyl  
Burgundy Vinyl  
Centurion  
Compass  
Contourett Polyurethane  
Dapper  
Hamilton  
Inertia  
Optic

### GRADE 2


Appoint Seating  
Clyde  
Dotty  
Rush  
Seed  
Spin Seating  
Whisper Vinyl

### GRADE 3

Purl  
Silvertex™ Vinyl

**For a complete list of fabrics, including partnership fabrics, go to [hon.com/fabricsandfinishes](http://hon.com/fabricsandfinishes).**

Reference Fabric Color Combinations on pages 20-24 for color codes and legend on page 21 for lead times. For additional HON to Supply COM fabric grade pricing, go to [honready.hon.com](http://honready.hon.com) and click on the HON to Supply COM link.

 For Fire Code model, availability and ordering method, refer to pages 28-31. Available on select models, contact HON Customer Support for availability.



Icon Legend on page 17

# PILLOW-SOFT® 2190 Series

## H2191



### EXECUTIVE HIGH-BACK

Pneumatic  
Swivel  
Tilt  
Tilt Tension  
Tilt Lock  
Open Padded Loop Arms  
Functions: **A, E, F, K, L**  
(Function Key on pages 18-19)

### DIMENSIONS

Depth:	29¾	Arm Width:	22¼
Width:	26¼	Seat to Floor Height:	16¾-21¼
Height:	46½	Usable Seat Depth:	18½
Seat Depth:	21	Ship Weight:	60
Seat Width:	22	Cube:	16.0
Back Width:	22	COM:	3.0
Back Height:	25	Weight Rating:	250 lbs.

### FABRIC PRICE CODES

<b>1</b>	<b>\$978</b>	<b>8</b>	<b>\$1392</b>
<b>2</b>	<b>\$1050</b>	<b>9</b>	<b>\$1446</b>
<b>3</b>	<b>\$1122</b>	<b>10</b>	<b>\$1500</b>
<b>4</b>	<b>\$1176</b>	<b>11</b>	<b>\$1554</b>
<b>5</b>	<b>\$1230</b>	<b>12</b>	<b>\$1608</b>
<b>6</b>	<b>\$1284</b>	<b>L</b>	<b>\$1128</b>
<b>7</b>	<b>\$1338</b>		

NOTES: Arms are laminated hardwood with urethane top pads. Also available in Grade 1 vinyl EB11 and EB69. (EB matching vinyl used with SR Leather).

## H2192



### MANAGERIAL MID-BACK

Pneumatic  
Swivel  
Tilt  
Tilt Tension  
Tilt Lock  
Open Padded Loop Arms  
Functions: **A, E, F, K, L**  
(Function Key on pages 18-19)

### DIMENSIONS

Depth:	28¾	Arm Width:	22¼
Width:	26¼	Seat to Floor Height:	16¾-21¼
Height:	41¾	Usable Seat Depth:	18½
Seat Depth:	21	Ship Weight:	57
Seat Width:	22	Cube:	16.0
Back Width:	22	COM:	2.5
Back Height:	19½	Weight Rating:	250 lbs.

### FABRIC PRICE CODES

<b>1</b>	<b>\$950</b>	<b>8</b>	<b>\$1295</b>
<b>2</b>	<b>\$1010</b>	<b>9</b>	<b>\$1340</b>
<b>3</b>	<b>\$1070</b>	<b>10</b>	<b>\$1385</b>
<b>4</b>	<b>\$1115</b>	<b>11</b>	<b>\$1430</b>
<b>5</b>	<b>\$1160</b>	<b>12</b>	<b>\$1475</b>
<b>6</b>	<b>\$1205</b>	<b>L</b>	<b>\$1100</b>
<b>7</b>	<b>\$1250</b>		

NOTES: Arms are laminated hardwood with urethane top pads. Also available in Grade 1 vinyl EB11 and EB69. (EB matching vinyl used with SR Leather).

## H2194



### GUEST CHAIR

4-Leg Base  
Open Loop Arms

### DIMENSIONS

Depth:	27½	Arm Width:	19¾
Width:	23¼	Seat to Floor Height:	19½
Height:	35½	Usable Seat Depth:	19
Seat Depth:	21½	Ship Weight:	49
Seat Width:	20¾	Cube:	17.3
Back Width:	21½	COM:	2.5
Back Height:	19¼	Weight Rating:	250 lbs.

### FABRIC PRICE CODES

<b>1</b>	<b>\$732</b>	<b>8</b>	<b>\$1077</b>
<b>2</b>	<b>\$792</b>	<b>9</b>	<b>\$1122</b>
<b>3</b>	<b>\$852</b>	<b>10</b>	<b>\$1167</b>
<b>4</b>	<b>\$897</b>	<b>11</b>	<b>\$1212</b>
<b>5</b>	<b>\$942</b>	<b>12</b>	<b>\$1257</b>
<b>6</b>	<b>\$987</b>	<b>L</b>	<b>\$882</b>
<b>7</b>	<b>\$1032</b>		

NOTES: Guest Chairs available in 4-Leg Base. Also available in Grade 1 vinyl EB11 and EB69. (EB matching vinyl used with SR Leather).

**HON Recommendation: H2191.MOCH.CU\_\_ - List Price \$978**

## HOW TO SPECIFY

Select Model Number

H 2 1 9 1 .

Select Finish

See page 218

M O C H .

Select Fabric

See page 218

C U 1 0 .

# PROMINENT™ Mesh Chairs

OPEN MARKET



Icon Legend on page 17

## HVL531



### HIGH-BACK

Pneumatic  
Swivel  
Tilt  
Tilt Tension  
Tilt Lock  
Height-adjustable Arms  
Functions: **A, E, F, K, L, Q**  
(Function Key on pages 18-19)

### DIMENSIONS

Depth:	27	Arm Width:	20¼
Width:	27	Seat to Floor Height:	18-22
Height:	42½	Usable Seat Depth:	18
Seat Depth:	18	Ship Weight:	36 Ⓢ
Seat Width:	21½	Cube:	5.1
Back Width:	18¾	Weight Rating:	250 lbs.
Back Height:	23		

### PRICE CODE

<b>Sandwich Mesh</b>	<b>\$350</b>
<b>Leather</b>	<b>\$375</b>

NOTES: Comfortable and breathable mesh back. Black sandwich mesh or Black SofThread™ Leather seat. Black frame. Height-adjustable arms. **HON 5-Year Limited Warranty.**

**HON Recommendation: HVL531.MM10 - List Price \$350**

## HVL530



### HIGH-BACK

Synchro-tilt with Seat Slide  
Back Height Adjustment  
Height and Width Adjustable Arms  
Functions: **A, B, D, E, J, S**  
(Function Key on pages 18-19)

### DIMENSIONS

Depth:	26¾	Back Height:	22¼
Width:	26	Arm Width:	18¾
Height:	44¼	Seat to Floor Height:	17¼-21
Seat Depth:	17½	Ship Weight:	46
Seat Width:	20¾	Cube:	5.0
Back Width:	17⅞	Weight Rating:	250 lbs.

### PRICE CODE

<b>Sandwich Mesh</b>	<b>\$380</b>
----------------------	--------------

NOTES: **HON 5-Year Limited Warranty.**

**HON Recommendation: HVL530.MM10 - List Price \$380**

## HVL532



### HIGH-BACK

**Mesh Back**  
Pneumatic  
Swivel  
Asynchronous Control  
Tilt  
Tilt Tension  
Tilt Lock  
Seat Glide Mechanism  
Back Height Adjustment  
Height and Width Adjustable Arms  
Functions: **A, B, D, E, F, L, O, S**  
(Function Key on pages 18-19)

### DIMENSIONS

Depth:	26	Back Height:	23¼-24½
Width:	30¾	Arm Width:	18-22⅝
Height:	44½	Seat to Floor Height:	17-20½
Seat Depth:	17⅞-20⅞	Ship Weight:	50 Ⓢ
Seat Width:	20½	Cube:	6.5
Back Width:	19⅞	Weight Rating:	250 lbs.

### PRICE CODE

<b>Sandwich Mesh</b>	<b>\$417</b>
<b>Leather</b>	<b>\$442</b>

NOTES: Comfortable and breathable mesh back. Black sandwich mesh or Black SofThread™ Leather seat. Black frame. Height and width adjustable arms. Seat glide mechanism. Asynchronous control with independent seat and back angle adjustment. **HON 5-Year Limited Warranty.**

**HON Recommendation: HVL532.MM10 - List Price \$417**

## HOW TO SPECIFY

### Select Model Number

HVL531

### Select Fabric

**MM10** Black Sandwich Mesh Fabric  
*HVL530 available in MM10 only*  
**SB11** Black SofThread™ Leather

MM10





# PROMINENT™ Mesh Chairs

## HVL534



### HIGH-BACK

Pneumatic  
Swivel  
Tilt  
Tilt Tension  
Tilt Lock  
Height-adjustable Arms

Functions: **A, E, F, K, L, Q**  
(Function Key on pages 18-19)

### DIMENSIONS

Depth:	27	Arm Width:	19 <sup>5</sup> / <sub>8</sub>
Width:	27	Seat to Floor Height:	17 <sup>1</sup> / <sub>8</sub> -20 <sup>3</sup> / <sub>4</sub>
Height:	41 <sup>1</sup> / <sub>8</sub>	Usable Seat Depth:	19 <sup>1</sup> / <sub>8</sub>
Seat Depth:	19 <sup>1</sup> / <sub>8</sub>	Ship Weight:	40.6 <b>Ⓢ</b>
Seat Width:	20 <sup>1</sup> / <sub>8</sub>	Cube:	5.7
Back Width:	19 <sup>1</sup> / <sub>8</sub>	Weight Rating:	250 lbs.
Back Height:	22 <sup>3</sup> / <sub>8</sub>		

### PRICE CODE

**Mesh \$430**

NOTES: Prominent™ HVL534. Comfortable and breathable mesh back. Black mesh seat. Height-adjustable arms. **HON 5-Year Limited Warranty.**

**HON Recommendation: HVL534.MST3 - List Price \$430**

## HVL537



### HIGH-BACK

**Mesh Back**  
Synchro-tilt with Seat Slide  
Back Height Adjustment  
Height and Width Adjustable  
Arms  
Mesh Seat

Functions: **A, B, D, E, J, S**  
(Function Key on pages 18-19)

### DIMENSIONS

Depth:	26 <sup>1</sup> / <sub>2</sub>	Arm Width:	18 <sup>3</sup> / <sub>4</sub>
Width:	26 <sup>1</sup> / <sub>2</sub>	Seat to Floor Height:	17 <sup>3</sup> / <sub>4</sub> -21
Height:	44 <sup>3</sup> / <sub>4</sub>	Usable Seat Depth:	17 <sup>3</sup> / <sub>4</sub>
Seat Depth:	17 <sup>3</sup> / <sub>4</sub>	Ship Weight:	46.0
Seat Width:	20 <sup>3</sup> / <sub>4</sub>	Cube:	5.0
Back Width:	17 <sup>1</sup> / <sub>8</sub>	Weight Rating:	250 lbs.
Back Height:	22 <sup>1</sup> / <sub>4</sub>		

### PRICE CODE

**Mesh \$459**

NOTES: **HON 5-Year Limited Warranty.**

**HON Recommendation: HVL537.MST3 - List Price \$459**

## HVL536



### HIGH-BACK

**Mesh Back**  
Asynchronous with Seat Slide  
Back Height Adjustment  
Height and Width Adjustable  
Arms  
Mesh Seat

Functions: **A, B, D, E, F, L, O, S**  
(Function Key on pages 18-19)

### DIMENSIONS

Depth:	26 <sup>1</sup> / <sub>2</sub>	Arm Width:	18 <sup>7</sup> / <sub>8</sub>
Width:	26 <sup>1</sup> / <sub>2</sub>	Seat to Floor Height:	16 <sup>3</sup> / <sub>8</sub> -20 <sup>3</sup> / <sub>8</sub>
Height:	44 <sup>3</sup> / <sub>4</sub>	Usable Seat Depth:	17 <sup>1</sup> / <sub>8</sub>
Seat Depth:	17 <sup>3</sup> / <sub>4</sub>	Ship Weight:	48.7
Seat Width:	20 <sup>1</sup> / <sub>2</sub>	Cube:	6.3
Back Width:	17 <sup>1</sup> / <sub>8</sub>	Weight Rating:	250 lbs.
Back Height:	22 <sup>3</sup> / <sub>8</sub>		

### PRICE CODE

**Mesh \$488**

NOTES: **HON 5-Year Limited Warranty.**

**HON Recommendation: HVL536.MST3 - List Price \$488**

## HVL539



### TASK STOOL

**Mesh Back**  
Pneumatic  
Swivel  
Height and Width Adjustable  
Arms  
Adjustable Footring

Functions: **A, E, S**  
(Function Key on pages 18-19)

### DIMENSIONS

Depth:	27 <sup>9</sup> / <sub>16</sub>	Arm Width:	18 <sup>1</sup> / <sub>8</sub>
Width:	28 <sup>1</sup> / <sub>32</sub>	Seat to Floor Height:	21 <sup>19</sup> / <sub>32</sub> -28 <sup>5</sup> / <sub>32</sub>
Height:	50	Usable Seat Depth:	17 <sup>1</sup> / <sub>8</sub>
Seat Depth:	17 <sup>1</sup> / <sub>8</sub>	Ship Weight:	44.0 <b>Ⓢ</b>
Seat Width:	20 <sup>15</sup> / <sub>32</sub>	Cube:	5.7
Back Width:	17 <sup>1</sup> / <sub>8</sub>	Weight Rating:	250 lbs.
Back Height:	22 <sup>27</sup> / <sub>32</sub>		

### PRICE CODE

**Sandwich Mesh \$358**

NOTES: Prominent™ HVL539. Black upholstered seat. Height and width adjustable arms. **HON 5-Year Limited Warranty.**

**HON Recommendation: HVL539.MM10 - List Price \$358**

## HOW TO SPECIFY

<p><b>Select Model Number</b></p>	<p><b>Select Fabric</b></p> <p><b>MM10</b> Black Sandwich Mesh Fabric <i>Specify for model HVL539 only</i></p> <p><b>MST3</b> Black Mesh <i>Specify for models HVL534, HVL536 and HVL537 only</i></p>
<div style="border: 1px solid black; padding: 2px; display: inline-block;">H V L 5 3 4</div>	<div style="border: 1px solid black; padding: 2px; display: inline-block;">M S T 3</div>



# PURPOSE®



Purpose Task Chairs shown with Voi® Desks.

## PURPOSE®

Purpose is designed to flex and adjust to you. Your posture. Your weight. Your movements. Whether in a task chair or stool, the seat and back move independently to constantly respond to changes in weight distribution and motion. The innovative YouFit® technology provides a tailored fit with three distinct flex zones to support a range of postures, including sitting, reclining or perching. Designed to intuitively respond to each user's body, there are no complex manual adjustments to master. With Purpose, sitting is believing.



## FEATURES

- YouFit® technology intuitively responds to your body's movements.
- The seat and back move independently for a more comfortable recline.
- Optional arms increase upper body support.
- One-touch seat height adjustment easily moves the seat up and down.
- Shell is available in either Onyx or Platinum.
- Warranted for users up to 300 lbs.

## MODEL OPTIONS

HR1P



**Task Chair (YouFit<sup>®</sup> Technology)**

Plastic Seat and Back, Pneumatic, Swivel

HR1S



**Task Chair (YouFit<sup>®</sup> Technology)**

Upholstered Seat, Plastic Back, Pneumatic, Swivel

HR1W



**Task Chair (YouFit<sup>®</sup> Technology)**

Upholstered Seat and Back, Pneumatic, Swivel

HR5P



**Task Stool (YouFit<sup>®</sup> Technology)**

Plastic Seat and Back, Pneumatic, Swivel, Adjustable Footring

HR5S



**Task Stool (YouFit<sup>®</sup> Technology)**

Upholstered Seat, Plastic Back, Pneumatic, Swivel, Adjustable Footring

HR5W



**Task Stool (YouFit<sup>®</sup> Technology)**

Upholstered Seat and Back, Pneumatic, Swivel, Adjustable Footring

### ARM STYLE

CODE	DESCRIPTION	PRICE
<b>N</b>	Armless	<b>+\$0</b>
<b>FBLK</b>	Fixed Black Arms	<b>+\$65</b>
<b>FBLT</b>	Fixed Platinum Arms	<b>+\$65</b>
<b>ABLK</b>	Adjustable Black Arms	<b>+\$75</b>
<b>APLT</b>	Adjustable Platinum Arms	<b>+\$75</b>



### CASTERS

CODE	DESCRIPTION	PRICE
<b>H</b>	Hard Caster	<b>+\$0</b>
<b>S</b>	Soft Caster	<b>+\$30</b>



### SHELL COLOR

CODE	DESCRIPTION	PRICE
<b>ON</b>	Onyx	<b>+\$0</b>
<b>PT</b>	Platinum	<b>+\$0</b>

### BASE

CODE	DESCRIPTION	PRICE
<b>T</b>	Black	<b>+\$0</b>
<b>PLAT</b>	Platinum	<b>+\$0</b>

# PURPOSE<sup>®</sup> Fabric Options

## HON BRANDED FABRICS

**GRADE 1**  
Centurion

**GRADE 2**

**GRADE 3**  
Silvertex™ Vinyl

For a complete list of fabrics, including partnership fabrics, go to [hon.com/fabricsandfinishes](http://hon.com/fabricsandfinishes).

Reference Fabric Color Combinations on pages 20-24 for color codes and legend on page 21 for lead times.

⚠ For Fire Code model, availability and ordering method, refer to pages 28-31. Available on select models, contact HON Customer Support for availability.

# PURPOSE<sup>®</sup> Dimensions

## DIMENSIONS

MODEL	HR1P	HR1S	HR1W	HR5P	HR5S	HR5W
Depth Armless	26"	26"	26"	26"	26"	26"
Depth with Fixed Arms	26"	26"	26"	26"	26"	26"
Depth with Adjustable Arms	26"	26"	26"	26"	26"	26"
Width Armless	26"	26"	26"	26"	26"	26"
Width with Fixed Arms	26"	26"	26"	26"	26"	26"
Width with Adjustable Arms	27½"	27½"	27½"	27½"	27½"	27½"
Height Armless	37½"	37½"	37½"	50¾"	50¾"	50¾"
Height with Fixed Arms	37½"	37½"	37½"	50¾"	50¾"	50¾"
Height with Adjustable Arms	37½"	37½"	37½"	50¾"	50¾"	50¾"
Seat Depth	15¾"	16½"	16"	15¾"	16½"	16"
Seat Width	19"	19½"	19½"	19"	19½"	19½"
Back Width	18"	18"	18"	18"	18"	18"
Back Height	19¾"	19¼"	19¼"	19¾"	19¾"	19¼"
Adjustable Arms Width	20"	20"	20"	20"	20"	20"
Fixed Arms Width	21"	21"	21"	21"	21"	21"
Seat to Floor Height	16¼"-20¼"	16½"-20½"	16½"-20½"	23¾"-33¾"	24"-34"	24"-34"
Usable Seat Depth	15¾"	16½"	16"	16½"	16½"	16"
Ship Weight Armless	28 Ⓢ	30 Ⓢ	31 Ⓢ	34 Ⓢ	36 Ⓢ	37 Ⓢ
Ship Weight with Fixed Arms	32 Ⓢ	34 Ⓢ	35 Ⓢ	38 Ⓢ	39 Ⓢ	41 Ⓢ
Ship Weight with Adjustable Arms	33 Ⓢ	35 Ⓢ	36 Ⓢ	39 Ⓢ	40 Ⓢ	41 Ⓢ
Cube Armless	11.1	11.1	11.1	11.1	11.1	11.1
Cube with Fixed Arms	11.1	11.1	11.1	11.1	11.1	11.1
Cube with Adjustable Arms	11.1	11.1	11.1	11.1	11.1	11.1
Weight Capacity	300 lbs	300 lbs	300 lbs	300 lbs	300 lbs	300 lbs



Icon Legend on page 17

**HR1P**



**TASK CHAIR**

**YouFit® Technology**  
 Plastic Seat and Back  
 Pneumatic  
 Swivel  
 Functions: **A, Q, E**  
 (Function Key on pages 18-19)

**DIMENSIONS**

Depth:	26	Seat to Floor Height:	16¼-20¼
Width:	26	Usable Seat Depth:	15¾
Height:	37½	Ship Weight:	28 <b>Ⓢ</b>
Seat Depth:	15¾	Cube:	11.1
Seat Width:	19	Weight Rating:	300 lbs.
Back Width:	18		
Back Height:	19¾		

**LIST PRICE**

**\$434**

NOTES: Add **"FC"** suffix to Model Number for CA Technical Bulletin 133 compliance. Add upcharge of \$40. See page 227 for Fixed or Adjustable Arm packs.

**!** Dimensions, weights and cubes shown above are for the armless model only. See page 224 for all other arm type specifications.

**HR1S**



**TASK CHAIR**

**YouFit® Technology**  
 Upholstered Seat  
 Plastic Back  
 Pneumatic  
 Swivel  
 Functions: **A, Q, E**  
 (Function Key on pages 18-19)

**DIMENSIONS**

Depth:	26	Seat to Floor Height:	16½-20½
Width:	26	Usable Seat Depth:	16½
Height:	37½	Ship Weight:	30 <b>Ⓢ</b>
Seat Depth:	16½	Cube:	11.1
Seat Width:	19½	Weight Rating:	300 lbs.
Back Width:	18		
Back Height:	19¼		

**FABRIC PRICE CODES**

**1 \$526**  
**3 \$574**

NOTES: Add **"FC"** suffix to Model Number for CA Technical Bulletin 133 compliance. Add upcharge of \$90. See page 227 for Fixed or Adjustable Arm packs.

**!** Dimensions, weights and cubes shown above are for the armless model only. See page 224 for all other arm type specifications.

**HR1W**



**TASK CHAIR**

**YouFit® Technology**  
 Upholstered Seat and Back  
 Pneumatic  
 Swivel  
 Functions: **A, Q, E**  
 (Function Key on pages 18-19)

**DIMENSIONS**

Depth:	26	Seat to Floor Height:	16½-20½
Width:	26	Usable Seat Depth:	16
Height:	37½	Ship Weight:	31 <b>Ⓢ</b>
Seat Depth:	16	Cube:	11.1
Seat Width:	19½	Weight Rating:	300 lbs.
Back Width:	18		
Back Height:	19¼		

**FABRIC PRICE CODES**

**1 \$587**  
**3 \$635**

NOTES: Add **"FC"** suffix to Model Number for CA Technical Bulletin 133 compliance. Add upcharge of \$90. See page 227 for Fixed or Adjustable Arm packs.

**!** Dimensions, weights and cubes shown above are for the armless model only. See page 224 for all other arm type specifications.

**HON Recommendation: HR1W.APLT.H.PT.CU\_\_\_.PLAT - List Price \$662**

**HOW TO SPECIFY**

Select Model Number	Select Arm Type	Select Caster/Glide	Select Shell Color	Select Fabric	Select Base
<b>ABLK</b> Adjustable Black Arms (+ \$75) <b>APLT</b> Adjustable Platinum Arms (+ \$75) <b>FBLK</b> Fixed Black Arms (+ \$65) <b>FPLT</b> Fixed Platinum Arms (+ \$65) <b>N</b> Armless	<b>H</b> Hard Caster <b>S</b> Soft Caster (+ \$30)	<b>ON</b> Onyx <b>PT</b> Platinum	<b>CU</b> Centurion (Grade 1) <b>SX</b> Silvertex™ (Grade 3) <i>Not specified for model HR1P</i> See pages 22 and 24 for Centurion and Silvertex™ color options	<b>T</b> Black <b>PLAT</b> Platinum	
HR1W .	APLT .	H .	PT .	CU10 .	PLAT
HR1WFC .	APLT .	H .	PT .	CU10 .	PLAT

**!** Fire Code Option: For CA Technical Bulletin 133 compliant shells and fabric. Available shell colors are ON Onyx and PT Platinum; Fabric available in CU Centurion only. **Add Suffix: FC** to model number as shown above. **Note \$40 upcharge per plastic seat and \$90 upcharge per upholstered seat.**

## PURPOSE®



Icon Legend on page 17

## HR5P



## TASK STOOL

**YouFit® Technology**  
Plastic Seat and Back  
Pneumatic  
Swivel  
Adjustable Footring

Functions: **A, Q, E**  
(Function Key on pages 18-19)

## DIMENSIONS

Depth:	26	Seat to Floor Height:	23 <sup>3</sup> / <sub>4</sub> -33 <sup>3</sup> / <sub>4</sub>
Width:	26	Usable Seat Depth:	16 <sup>1</sup> / <sub>2</sub>
Height:	50 <sup>3</sup> / <sub>4</sub>	Ship Weight:	34 <b>Ⓢ</b>
Seat Depth:	15 <sup>3</sup> / <sub>4</sub>	Cube:	11.1
Seat Width:	19	Weight Rating:	300 lbs.
Back Width:	18		
Back Height:	19 <sup>3</sup> / <sub>4</sub>		

## LIST PRICE

**\$490**

NOTES: Add "**FC**" suffix to Model Number for CA Technical Bulletin 133 compliance. Add upcharge of \$40. See page 227 for Fixed or Adjustable Arm packs.

**!** Dimensions, weights and cubes shown above are for the armless model only. See page 224 for all other arm type specifications.

## HR5S



## TASK STOOL

**YouFit® Technology**  
Upholstered Seat  
Plastic Back  
Pneumatic  
Swivel  
Adjustable Footring

Functions: **A, Q, E**  
(Function Key on pages 18-19)

## DIMENSIONS

Depth:	26	Seat to Floor Height:	24-34
Width:	26	Usable Seat Depth:	16 <sup>1</sup> / <sub>2</sub>
Height:	50 <sup>3</sup> / <sub>4</sub>	Ship Weight:	36 <b>Ⓢ</b>
Seat Depth:	16 <sup>1</sup> / <sub>2</sub>	Cube:	11.1
Seat Width:	19 <sup>1</sup> / <sub>2</sub>	Weight Rating:	300 lbs.
Back Width:	18		
Back Height:	19 <sup>3</sup> / <sub>4</sub>		

## FABRIC PRICE CODES

**1** \$584  
**3** \$632

NOTES: Add "**FC**" suffix to Model Number for CA Technical Bulletin 133 compliance. Add upcharge of \$90. See page 227 for Fixed or Adjustable Arm packs.

**!** Dimensions, weights and cubes shown above are for the armless model only. See page 224 for all other arm type specifications.

## HR5W



## TASK STOOL

**YouFit® Technology**  
Upholstered Seat and Back  
Pneumatic  
Swivel  
Adjustable Footring

Functions: **A, Q, E**  
(Function Key on pages 18-19)

## DIMENSIONS

Depth:	26	Seat to Floor Height:	24-34
Width:	26	Usable Seat Depth:	16
Height:	50 <sup>3</sup> / <sub>4</sub>	Ship Weight:	37 <b>Ⓢ</b>
Seat Depth:	16	Cube:	11.1
Seat Width:	19 <sup>1</sup> / <sub>2</sub>	Weight Rating:	300 lbs.
Back Width:	18		
Back Height:	19 <sup>1</sup> / <sub>4</sub>		

## FABRIC PRICE CODES

**1** \$645  
**3** \$693

NOTES: Add "**FC**" suffix to Model Number for CA Technical Bulletin 133 compliance. Add upcharge of \$90. See page 227 for Fixed or Adjustable Arm packs.

**!** Dimensions, weights and cubes shown above are for the armless model only. See page 224 for all other arm type specifications.

## HOW TO SPECIFY

Select Model Number	Select Arm Type	Select Caster/Glide	Select Shell Color	Select Fabric	Select Base
<b>ABLK</b> Adjustable Black Arms (+ \$75) <b>APLT</b> Adjustable Platinum Arms (+ \$75) <b>FBLK</b> Fixed Black Arms (+ \$65) <b>FPLT</b> Fixed Platinum Arms (+ \$65) <b>N</b> Armless	<b>H</b> Hard Caster <b>S</b> Soft Caster (+ \$30)	<b>ON</b> Onyx <b>PT</b> Platinum	<b>CU</b> Centurion (Grade 1) <b>SX</b> Silvertex™ (Grade 3) <i>Not specified for model HR5P</i> See pages 22 and 24 for Centurion and Silvertex™ color options	<b>T</b> Black <b>PLAT</b> Platinum	
HR5P . HR5PFC .	APLT . APLT .	H . H .	PT . PT .	CU10 . CU10 .	PLAT . PLAT .

**!** Fire Code Option: For CA Technical Bulletin 133 compliant shells and fabric. Available shell colors are ON Onyx and PT Platinum; Fabric available in CU Centurion only. **Add Suffix: FC** to model number as shown above. **Note \$40 upcharge per plastic seat and \$90 upcharge per upholstered seat.**



**HRAAP**



**ADJUSTABLE ARM PACK**

Available in Black (T) or Platinum (PLAT)

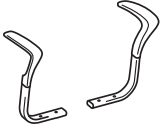
**DIMENSIONS**

Adjustable Arms Width: 20  
 Height from Seat: 6¾-10¾  
 Ship Weight: 5 **S**  
 Cube: 1.0

**LIST PRICE**

**\$116**

**HRFAP**



**FIXED ARM PACK**

Available in Black (T) or Platinum (PLAT)

**DIMENSIONS**

Arm Width: 21  
 Height from Seat: 9  
 Ship Weight: 5 **S**  
 Cube: 1.0

**LIST PRICE**

**\$106**

**HOW TO SPECIFY**

<p><b>Select Model Number</b></p>	<p><b>Select Arm Color</b></p> <p>T Black                  PLAT Platinum</p>
<p>HRAAP.</p>	<p>T</p>



# QUOTIENT®



Quotient Task Chairs shown with Voi® Desks.

## QUOTIENT®

Finding a universal seating solution to satisfy a variety of needs and users can be challenging, especially with something as personal as a chair. With a mesh back for comfort, an advanced seat cushion that follows the body's contours, and a stool option for standing-height worksurfaces, Quotient is much more than the sum of its parts. Height- and width-adjustable arms help anyone find the upper body support they need. The perfect blend of comfort and style, Quotient is where form and function are perfectly divided.



## FEATURES

- Contoured seat cushion reduces pressure points.
- Responsive synchro-tilt control provides a smooth, natural recline.
- 4-Way Stretch mesh cradles the spine.
- One-touch seat height adjustment easily moves the seat up and down.
- Tilt tension controls the rate and ease of recline.
- Tilt lock allows the user to lock out the tilt function.
- 360-degree swivel provides freedom of movement in any direction.
- Height- and width-adjustable arms provide a custom fit.
- Available in hundreds of quality HON fabrics.
- Warranted for users up to 300 lbs.

## MODEL OPTIONS

### HQTMM



#### Task Chair

Pneumatic, Swivel, Synchro-tilt, Tilt Tension, Tilt Lock


### HQTSM



#### Task Stool

Pneumatic, Swivel, Synchro-tilt, Tilt Tension, Tilt Lock

### MECHANISM



CODE	DESCRIPTION	PRICE
<b>YO</b>	Synchro-Tilt	<b>+\$0</b>

### ARM STYLE



CODE	DESCRIPTION	PRICE
<b>N</b>	Armless	<b>+\$0</b>
<b>A</b>	Height and Width Adjustable Arms	<b>+\$75</b>

### CASTERS/ GLIDE



CODE	DESCRIPTION	PRICE
<b>H</b>	Hard Caster	<b>+\$0</b>



<b>S</b>	Soft Caster	<b>+\$30</b>
----------	-------------	--------------



<b>G</b>	Bell Glide	<b>+\$25</b>
----------	------------	--------------

### BACK



CODE	DESCRIPTION	PRICE
<i>4-Way Stretch mesh back options:</i>		
<b>IM</b>	Black	<b>+\$0</b>

### BASE



CODE	DESCRIPTION	PRICE
<b>SB</b>	Standard Base	<b>+\$0</b>



# QUOTIENT® Fabric Options

## HON BRANDED FABRICS

### GRADE 1

Attire  
Centurion  
Compass  
Contourett Polyurethane  
Dapper  
Hamilton  
Inertia  
Optic

### GRADE 2


Appoint Seating  
Clyde  
Dotty  
Rush  
Seed  
Spin Seating  
Whisper Vinyl

### GRADE 3

In Season  
Purl  
Silvertex™ Vinyl

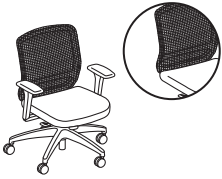
**For a complete list of fabrics, including partnership fabrics, go to [hon.com/fabricsandfinishes](http://hon.com/fabricsandfinishes).**

Reference Fabric Color Combinations on pages 20-24 for color codes and legend on page 21 for lead times.

 For Fire Code model, availability and ordering method, refer to pages 28-31. Available on select models, contact HON Customer Support for availability.



**HQTMM**



**TASK CHAIR**

Pneumatic  
Swivel  
Synchro-tilt  
Tilt Tension  
Tilt Lock  
Functions: **A, E, J, K, L**  
(Function Key on pages 18-19)

**DIMENSIONS**

Depth:	29½	Arm Width:	17½-20
Width:	29½	Seat to Floor Height:	16-22
Height:	38½	Usable Seat Depth:	17
Seat Depth:	19¼	Ship Weight (with arms):	36.5 <b>Ⓢ</b>
Seat Width:	19	Ship Weight (armless):	33.0 <b>Ⓢ</b>
Back Width:	18	Cube (with arms):	7.6
Back Height:	19	Cube (armless):	7.6
		Weight Rating:	300 lbs.

**FABRIC PRICE CODES**

<b>1</b>	<b>\$462</b>	<b>8</b>	<b>\$531</b>
<b>2</b>	<b>\$474</b>	<b>9</b>	<b>\$540</b>
<b>3</b>	<b>\$486</b>	<b>10</b>	<b>\$549</b>
<b>4</b>	<b>\$495</b>	<b>11</b>	<b>\$558</b>
<b>5</b>	<b>\$504</b>	<b>12</b>	<b>\$567</b>
<b>6</b>	<b>\$513</b>	<b>L</b>	<b>\$562</b>
<b>7</b>	<b>\$522</b>		

**HQTSM**



**TASK STOOL**

Pneumatic  
Swivel  
Synchro-tilt  
Tilt Tension  
Tilt Lock  
Functions: **A, E, J, K, L**  
(Function Key on pages 18-19)

**DIMENSIONS**

Depth:	29½	Arm Width:	17½-20
Width:	29½	Seat to Floor Height:	23-33
Height:	49¼	Usable Seat Depth:	17
Seat Depth:	19¼	Ship Weight (with arms):	42.0 <b>Ⓢ</b>
Seat Width:	19	Ship Weight (armless):	38.5 <b>Ⓢ</b>
Back Width:	18	Cube (with arms):	7.6
Back Height:	19	Cube (armless):	7.6
		Weight Rating:	300 lbs.

**FABRIC PRICE CODES**

<b>1</b>	<b>\$521</b>	<b>8</b>	<b>\$590</b>
<b>2</b>	<b>\$533</b>	<b>9</b>	<b>\$599</b>
<b>3</b>	<b>\$545</b>	<b>10</b>	<b>\$608</b>
<b>4</b>	<b>\$554</b>	<b>11</b>	<b>\$617</b>
<b>5</b>	<b>\$563</b>	<b>12</b>	<b>\$626</b>
<b>6</b>	<b>\$572</b>	<b>L</b>	<b>\$621</b>
<b>7</b>	<b>\$581</b>		

**HON Recommendation: HQTMM.YO.A.H.IM.CU\_\_SB - List Price \$537**

**HOW TO SPECIFY**

<p><b>Select Model Number</b></p> <p>HQTMM</p>	<p><b>Select Control Type</b></p> <p>YO Synchro-Tilt</p>	<p><b>Select Arm Type</b></p> <p>N Armless A Height and Width Adjustable Arms (+ \$75)</p>	<p><b>Select Caster/Glide</b></p> <p>H Hard Caster S Soft Caster (+ \$30) G Bell Glide (+ \$25)</p>	<p><b>Select Mesh Back</b></p> <p>4-Way Stretch options IM Black</p>	<p><b>Select Fabric</b></p> <p>See page 230</p>	<p><b>Select Base</b></p> <p>SB Standard Base</p>
<p>H Q T M M .</p>	<p>Y O .</p>	<p>A .</p>	<p>H .</p>	<p>I M .</p>	<p>C U I O .</p>	<p>S B</p>

# RILEY™



Riley™ Seating shown with Voi® Round Tables.

## RILEY™

Create a welcoming area that perfectly fits your space and supports your guests with Riley. The linear, streamlined design of this guest chair collection puts you in control over your environment. Riley even feels at home in the corner office, with elegant lines, high-quality fabrics and rich hardwood finishes. Riley is a chameleon that is truly a welcome addition to any space.



## FEATURES

- Nylon glides slide effortlessly on all surfaces.
- Graceful double-arched arms add style and comfort.
- Catalyzed finish enhances stain and mar resistance.
- Solid hardwood in one of eight attractive finishes.
- Available in hundreds of quality HON fabrics.
- Warranted for users up to 250 lbs. (Bariatric chair warranted for users up to 500 lbs.)

## AVAILABLE FINISHES

Riley™ Series Seating is available in 8 wood finishes.

### WOOD FINISHES

Bourbon Cherry (H)

Cognac (COGN)

Harvest (C)

Mahogany (N)

Mocha (MOCH)

Pinnacle (PINC)

Shaker Cherry (F)

## HON BRANDED FABRICS

### GRADE 1

Attire  
Centurion  
Compass  
Contourett Polyurethane  
Dapper  
Hamilton  
Inertia  
Optic

### GRADE 2

Appoint Seating  
Clyde  
Dotty  
Rush  
Seed  
Spin Seating  
Whisper Vinyl

### GRADE 3


In Season  
Purl  
Silvertex™ Vinyl

### GRADE L

Denver Leather

**For a complete list of fabrics, including partnership fabrics, go to [hon.com/fabricsandfinishes](http://hon.com/fabricsandfinishes).**

Reference Fabric Color Combinations on pages 20-24 for color codes and legend on page 21 for lead times. For additional HON to Supply COM fabric grade pricing, go to [honready.hon.com](http://honready.hon.com) and click on the HON to Supply COM link.

 For Fire Code model, availability and ordering method, refer to pages 28-31. Available on select models, contact HON Customer Support for availability.

# RILEY™ Options

## MODEL OPTIONS

### HWGN1



#### Guest Chair

- Stand-alone model only.
- Not for use in ganging with other seating models. No chair connection on either side.

### HWGN5



#### Bariatric Single Seat

- Stand-alone model only.
- May not be ganged with other seating or table models.



Icon Legend on page 17

**HWGN1**



**GUEST CHAIR**

Leg Base  
Arms

**DIMENSIONS**

Depth:	24¼	Arm Width:	19⅝
Width:	23	Seat to Floor Height:	19
Height:	33¼	Usable Seat Depth:	17½
Seat Depth:	17½	Ship Weight:	35
Seat Width:	19⅝	Cube:	15.1
Back Width:	19¾	COM:	1.5
Back Height:	15½	Weight Rating:	250 lbs.

**FABRIC PRICE CODES**

<b>1</b>	<b>\$883</b>	<b>8</b>	<b>\$1090</b>
<b>2</b>	<b>\$919</b>	<b>9</b>	<b>\$1117</b>
<b>3</b>	<b>\$955</b>	<b>10</b>	<b>\$1144</b>
<b>4</b>	<b>\$982</b>	<b>11</b>	<b>\$1171</b>
<b>5</b>	<b>\$1009</b>	<b>12</b>	<b>\$1198</b>
<b>6</b>	<b>\$1036</b>	<b>L</b>	<b>\$1183</b>
<b>7</b>	<b>\$1063</b>		

**HWGN5**



**BARIATRIC SINGLE SEAT**

Leg Base  
Arms

**DIMENSIONS**

Depth:	26½	Arm Width:	30¼
Width:	34	Seat to Floor Height:	18½
Height:	33½	Usable Seat Depth:	18
Seat Depth:	18	Ship Weight:	80
Seat Width:	30¼	Cube:	40.6
Back Width:	30¼	COM:	2.5
Back Height:	18	Weight Rating:	500 lbs.

**FABRIC PRICE CODES**

<b>1</b>	<b>\$1471</b>	<b>8</b>	<b>\$1816</b>
<b>2</b>	<b>\$1531</b>	<b>9</b>	<b>\$1861</b>
<b>3</b>	<b>\$1591</b>	<b>10</b>	<b>\$1906</b>
<b>4</b>	<b>\$1636</b>	<b>11</b>	<b>\$1951</b>
<b>5</b>	<b>\$1681</b>	<b>12</b>	<b>\$1996</b>
<b>6</b>	<b>\$1726</b>	<b>L</b>	<b>\$1971</b>
<b>7</b>	<b>\$1771</b>		

! HWGN5 is a Single Seat Bariatric chair warranted to 500 lbs. Not designed to be used for ganging.

**HON Recommendation: HWGN1.MOCH.CU\_\_ - List Price \$883**

**HOW TO SPECIFY**

<p><b>Select Model Number</b></p> <p>HWGN1</p>	<p><b>Select Finish</b></p> <p>See page 233</p> <p>MOCH</p>	<p><b>Select Fabric</b></p> <p>See page 233</p> <p>CU10</p>
--	---	---



## HWGN1B



### GUEST CHAIR

**Wipe-out Back**  
Leg Base  
Arms

### DIMENSIONS

Depth:	24¼	Arm Width:	19½
Width:	23	Seat to Floor Height:	19
Height:	33¼	Usable Seat Depth:	17½
Seat Depth:	17½	Ship Weight:	35
Seat Width:	19½	Cube:	15.1
Back Width:	19¾	COM:	2.0
Back Height:	15½	Weight Rating:	250 lbs.

### FABRIC PRICE CODES

1	\$968	8	\$1175
2	\$1004	9	\$1202
3	\$1040	10	\$1229
4	\$1067	11	\$1256
5	\$1094	12	\$1283
6	\$1121	L	\$1268
7	\$1148		

## HWGN5B



### BARIATRIC SINGLE SEAT

**Wipe-out Back**  
Leg Base  
Arms

### DIMENSIONS

Depth:	26½	Arm Width:	30¼
Width:	34	Seat to Floor Height:	18½
Height:	33½	Usable Seat Depth:	18
Seat Depth:	18	Ship Weight:	80
Seat Width:	30¼	Cube:	40.6
Back Width:	30¼	COM:	2.5
Back Height:	18	Weight Rating:	500 lbs.

### FABRIC PRICE CODES

1	\$1557	8	\$1902
2	\$1617	9	\$1947
3	\$1677	10	\$1992
4	\$1722	11	\$2037
5	\$1767	12	\$2082
6	\$1812	L	\$2057
7	\$1857		

! HWGN5B is a Single Seat Bariatric chair warranted to 500 lbs. Not designed to be used for ganging.

**HON Recommendation: HWGN1B.MOCH.CU\_\_ - List Price \$968**

## HOW TO SPECIFY

Select  
Model Number

HWGN1B .

Select  
Finish

See page 233

MOCH .

Select  
Fabric

See page 233

CU10



## HVL606



### GUEST CHAIR

Leg Base  
Armless  
Stacks up to Four High

### DIMENSIONS

Depth:	21	Seat to Floor Height:	19
Width:	21¼	Usable Seat Depth:	17½
Height:	32¾	Ship Weight:	16 <b>Ⓢ</b>
Seat Depth:	17½	Cube:	2.1
Seat Width:	19	Weight Rating:	250 lbs.
Back Width:	18½		
Back Height:	16		

### PRICE CODE

<b>Fabric</b>	<b>\$131</b>
<b>Leather</b>	<b>\$161</b>

NOTES: Fabric or Black SofThread™ Leather. Stackable up to four high. Round tube construction. Frame available in Black. Casters and glides ship packaged together for customer's assembly choice. **HON 5-Year Limited Warranty.**

**HON Recommendation: HVL606.VA10 - List Price \$131**

## HVL616



### GUEST CHAIR

Leg Base  
Arms  
Stacks up to Four High

### DIMENSIONS

Depth:	21	Arm Width:	20⅞
Width:	23¼	Seat to Floor Height:	19
Height:	32¾	Usable Seat Depth:	17½
Seat Depth:	17½	Ship Weight:	18 <b>Ⓢ</b>
Seat Width:	19	Cube:	2.1
Back Width:	18½	Weight Rating:	250 lbs.
Back Height:	16		

### PRICE CODE

<b>Fabric</b>	<b>\$147</b>
<b>Leather</b>	<b>\$177</b>

NOTES: Fabric or Black SofThread™ Leather. Stackable up to four high. Round tube construction. Frame available in Black. Casters and glides ship packaged together for customer's assembly choice. **HON 5-Year Limited Warranty.**

**HON Recommendation: HVL616.VA10 - List Price \$147**

## HOW TO SPECIFY

Select  
Model Number

Select  
Fabric

- SB11** Black SofThread™ Leather
- VA10** Black Fabric
- VA19** Charcoal Fabric
- VA90** Navy Fabric

H V L 6 0 6 .

V A 1 0



# SKIP



Skip shown with Flock® Cylinder Table.

## SKIP

It's hard to get creative when you're feeling all buttoned up. That's why workplaces are adding less formal, more dynamic spaces to foster more creativity and connection between workers. Designed to put the fun back in functional, Skip seating offers an engaging, active sit that lets you rock a meeting — literally. When it comes to casual and collaborative seating that's as lively as it is practical, this chair doesn't Skip a beat.



## FEATURES

- Built-in handle makes it easy to move around.
- Textured finish is durable, easy to clean and UV resistant.
- Optional cushion stays in place but is not permanently affixed.
- Cushion fabric is easy to wipe clean.



# SKIP Collaborative Chair

## HQQ1



**COLLABORATIVE CHAIR**  
**COMING SOON!**

### DIMENSIONS

Depth:	35½	Seat to Floor Height:	17
Width:	28	Usable Seat Depth:	17
Height:	31	Ship Weight:	35
Seat Depth:	17	Cube:	20.0
Seat Width:	28	Weight Rating:	250 lbs.
Back Width:	28		
Back Height:	21		

### LIST PRICE

**\$785**

## HQQ1CUSH



**CUSHION**  
**COMING SOON!**

### DIMENSIONS

Depth:	27¼	Ship Weight:	5 Ⓞ
Width:	17⅝	Cube:	2.0
Height:	1½		

### LIST PRICE

**\$150**

## HOW TO SPECIFY

Select  
Model Number

**H Q Q 1**

## HOW TO SPECIFY

Select  
Model Number

**H Q Q 1 C U S H**

Select  
Fabric

**SLT** Slate  
**NVY** Navy

**S L T**

# SMARTLINK®



SmartLink Chairs shown with Build™ Tables.

## SMARTLINK®

SmartLink chairs use a responsive, contoured design to support the way students move, allowing them to turn around, sit sideways, lean back and stay comfortable for longer periods of time. The flexible Learning Curve™ design encourages a wider range of movement, keeping students focused and attentive throughout the day. The lightweight frame with casters or glides make it easy to reconfigure the classroom at a moments notice.



## FEATURES

- Available in 12 shell colors.
- Available in multiple sizes to accommodate users of all ages.
- Built-in handle makes chairs easy to move.
- Contoured seat back holds a backpack in place.
- High strength tubular steel frame on 4-Leg and Cantilever models.
- 4-leg chairs stack five high.
- Task Swivel Chairs have a pneumatic seat height adjustment.
- Glides available in nylon or nickel plated steel on 4-Leg models.
- Seat Shell is one-piece injection molded.
- Durable textured powder coated paint finish.
- Warranted for users up to 300 lbs.

## MODEL OPTIONS

HSS4L-16B



**4-Leg Chair**

6", 12", 14", 16" & 18"H

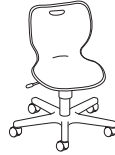
HSSCL-16B



**Cantilever Chair**

14", 16" & 18"H

HSSTK-18B



**Task Swivel Chair**

18"H

HSSST-18B



**Task Swivel Stool**

18"H

## 4-LEG CASTERS/ GLIDES



CODE	DESCRIPTION	PRICE
<b>E</b>	Nylon Glide	<b>+\$0</b>



<b>N</b>	Nickel Steel Glide	<b>+\$0</b>
----------	--------------------	-------------



<b>C</b>	Caster	<b>+\$196</b>
----------	--------	---------------

*\*Available on models HSS4L-16B and HSS4L-18B ONLY*

## SHELL COLOR

CODE	DESCRIPTION	PRICE
<b>RG</b>	Tangelo	<b>+\$0</b>
<b>CR</b>	Cherry	<b>+\$0</b>
<b>LM</b>	Lime	<b>+\$0</b>
<b>CP</b>	Calypso	<b>+\$0</b>
<b>BU</b>	Surf	<b>+\$0</b>
<b>RE</b>	Regatta	<b>+\$0</b>
<b>MB</b>	Mulberry	<b>+\$0</b>
<b>LO</b>	Loft	<b>+\$0</b>
<b>PT</b>	Platinum	<b>+\$0</b>
<b>SD</b>	Shadow	<b>+\$0</b>
<b>LA</b>	Lava	<b>+\$0</b>
<b>ON</b>	Onyx	<b>+\$0</b>

## FRAME

CODE	DESCRIPTION	PRICE
<b>PLAT</b>	Platinum Textured	<b>+\$0</b>
<b>P7A</b>	Charcoal Textured	<b>+\$0</b>
<b>Y</b>	Chrome	<b>+\$52</b>

*\*Not available on model HSS4L-06A*

*DO NOT SPECIFY FRAME COLOR FOR HSSTK-18B and HSSST-18B*

# SMARTLINK® Options

## CANTILEVER GLIDES



CODE	DESCRIPTION	PRICE
<b>E</b>	All-purpose Glide Insert	<b>+\$0</b>



<b>F</b>	Felt Glide Insert	<b>+\$36</b>
----------	-------------------	--------------

## SHELL COLOR

CODE	DESCRIPTION	PRICE
<b>RG</b>	Tangelo	<b>+\$0</b>
<b>CR</b>	Cherry	<b>+\$0</b>
<b>LM</b>	Lime	<b>+\$0</b>
<b>CP</b>	Calypso	<b>+\$0</b>
<b>BU</b>	Surf	<b>+\$0</b>
<b>RE</b>	Regatta	<b>+\$0</b>
<b>MB</b>	Mulberry	<b>+\$0</b>
<b>LO</b>	Loft	<b>+\$0</b>
<b>PT</b>	Platinum	<b>+\$0</b>
<b>SD</b>	Shadow	<b>+\$0</b>
<b>LA</b>	Lava	<b>+\$0</b>
<b>ON</b>	Onyx	<b>+\$0</b>

## FRAME

CODE	DESCRIPTION	PRICE
<b>PLAT</b>	Platinum Textured	<b>+\$0</b>
<b>P7A</b>	Charcoal Textured	<b>+\$0</b>
<b>Y</b>	Chrome	<b>+\$52</b>

*\*Not available on model HSS4L-06A*

*DO NOT SPECIFY FRAME COLOR FOR HSSTK-18B and HSSST-18B*

## TASK CHAIR & STOOL CASTERS/ GLIDES



CODE	DESCRIPTION	PRICE
<b>S</b>	Soft Caster	<b>+\$0</b>



<b>H</b>	Hard Caster	<b>+\$0</b>
----------	-------------	-------------



<b>G</b>	Bell Glide	<b>+\$25</b>
----------	------------	--------------

## SHELL COLOR

CODE	DESCRIPTION	PRICE
<b>RG</b>	Tangelo	<b>+\$0</b>
<b>CR</b>	Cherry	<b>+\$0</b>
<b>LM</b>	Lime	<b>+\$0</b>
<b>CP</b>	Calypso	<b>+\$0</b>
<b>BU</b>	Surf	<b>+\$0</b>
<b>RE</b>	Regatta	<b>+\$0</b>
<b>MB</b>	Mulberry	<b>+\$0</b>
<b>LO</b>	Loft	<b>+\$0</b>
<b>PT</b>	Platinum	<b>+\$0</b>
<b>SD</b>	Shadow	<b>+\$0</b>
<b>LA</b>	Lava	<b>+\$0</b>
<b>ON</b>	Onyx	<b>+\$0</b>

## FRAME

CODE	DESCRIPTION	PRICE
<b>PLAT</b>	Platinum Textured	<b>+\$0</b>
<b>P7A</b>	Charcoal Textured	<b>+\$0</b>
<b>Y</b>	Chrome	<b>+\$52</b>

*\*Not available on model HSS4L-06A*

*DO NOT SPECIFY FRAME COLOR FOR HSSTK-18B and HSSST-18B*

# SMARTLINK® Four Leg Chairs

## HSS4L-06A



### 6" H CHAIR

Four Legs  
Armless

### DIMENSIONS

Depth:	17	Back Width:	13 <sup>3</sup> / <sub>8</sub>
Width:	17	Back Height:	11 <sup>5</sup> / <sub>8</sub>
Height:	17 <sup>1</sup> / <sub>2</sub>	Seat to Floor Height:	6
Seat Depth:	14 <sup>1</sup> / <sub>4</sub>	Usable Seat Depth:	14
Seat Width:	14 <sup>5</sup> / <sub>8</sub>	Ship Weight:	37
Seat Height:	6	Cube:	8.6
		Weight Rating:	300 lbs.

### LIST PRICE PER CARTON

**\$537**  
*(reference single unit @*  
**\$134.25**

NOTES: 4-Leg models stack 5-high on floor. 4-Leg chairs ship 4 per carton. Lead-times may vary by shell color.

- ⓘ CA Technical Bulletin 133 compliant shells available in LA-Lava ONLY, ordering instructions below.
- ⊕ SmartLink® 4-Leg Chairs are ordered and shipped four (4) chairs per carton. Pricing shown is per carton. Each set of four chairs (one carton) must have the same shell/frame color combination. Ordering 2 of Model HSS4L-06A, HSS4L-12A, HSS4L-14A, HSS4L-16B or HSS4L-18B will result in 2 cartons being shipped, giving you 8 chairs.

## HSS4L-12A



### 12" H CHAIR

Four Legs  
Armless

### DIMENSIONS

Depth:	17	Back Width:	13 <sup>3</sup> / <sub>8</sub>
Width:	17	Back Height:	11 <sup>5</sup> / <sub>8</sub>
Height:	23 <sup>1</sup> / <sub>2</sub>	Seat to Floor Height:	12
Seat Depth:	14 <sup>1</sup> / <sub>4</sub>	Usable Seat Depth:	14
Seat Width:	14 <sup>5</sup> / <sub>8</sub>	Ship Weight:	45
Seat Height:	12	Cube:	11.9
		Weight Rating:	300 lbs.

### LIST PRICE PER CARTON

**\$551**  
*(reference single unit @*  
**\$137.75**

NOTES: 4-Leg models stack 5-high on floor. 4-Leg chairs ship 4 per carton. Lead-times may vary by shell color.

- ⓘ CA Technical Bulletin 133 compliant shells available in LA-Lava ONLY, ordering instructions below.
- ⊕ SmartLink® 4-Leg Chairs are ordered and shipped four (4) chairs per carton. Pricing shown is per carton. Each set of four chairs (one carton) must have the same shell/frame color combination. Ordering 2 of Model HSS4L-06A, HSS4L-12A, HSS4L-14A, HSS4L-16B or HSS4L-18B will result in 2 cartons being shipped, giving you 8 chairs.

## HSS4L-14A



### 14" H CHAIR

Four Legs  
Armless

### DIMENSIONS

Depth:	17	Back Width:	13 <sup>3</sup> / <sub>8</sub>
Width:	17	Back Height:	11 <sup>5</sup> / <sub>8</sub>
Height:	25 <sup>1</sup> / <sub>2</sub>	Seat to Floor Height:	14
Seat Depth:	14 <sup>1</sup> / <sub>4</sub>	Usable Seat Depth:	14
Seat Width:	14 <sup>5</sup> / <sub>8</sub>	Ship Weight:	49
Seat Height:	14	Cube:	11.9
		Weight Rating:	300 lbs.

### LIST PRICE PER CARTON

**\$551**  
*(reference single unit @*  
**\$137.75**

NOTES: 4-Leg models stack 5-high on floor. 4-Leg chairs ship 4 per carton. Lead-times may vary by shell color.

- ⓘ CA Technical Bulletin 133 compliant shells available in LA-Lava ONLY, ordering instructions below.
- ⊕ SmartLink® 4-Leg Chairs are ordered and shipped four (4) chairs per carton. Pricing shown is per carton. Each set of four chairs (one carton) must have the same shell/frame color combination. Ordering 2 of Model HSS4L-06A, HSS4L-12A, HSS4L-14A, HSS4L-16B or HSS4L-18B will result in 2 cartons being shipped, giving you 8 chairs.

## HOW TO SPECIFY

<p><b>Select Model Number</b></p> <p>HSS4L-12A .</p> <p>HSS4LFC-12A .</p>	<p><b>Select Glide Option</b></p> <p><b>E</b> Nylon Glide <b>N</b> Nickel Steel Glide <b>C</b> Caster (\$196 upcharge) Caster option not available for models HSS4L-06A, HSS4L-12A or HSS4L-14A</p> <p>E .</p> <p>E .</p>	<p><b>Select Shell Color</b></p> <p><b>RG</b> Tangelo    <b>MB</b> Mulberry <b>CR</b> Cherry    <b>LO</b> Loft <b>LM</b> Lime    <b>PT</b> Platinum <b>CP</b> Calypso    <b>SD</b> Shadow <b>BU</b> Surf    <b>LA</b> Lava <b>RE</b> Regatta    <b>ON</b> Onyx</p> <p>RG .</p> <p>LA .</p>	<p><b>Select Frame Color</b></p> <p><b>PLAT</b> Platinum Textured <b>P7A</b> Charcoal Textured <b>Y</b> Chrome (\$52 upcharge) Y not available on model HSS4L-06A</p> <p>PLAT</p> <p>PLAT</p>
---	---	--	---

🔥 Fire Code Option: For CA Technical Bulletin 133 compliant shells, color limited to LA-Lava. **Add Suffix: FC** to model number as shown above. **Note \$30 upcharge per seat.**



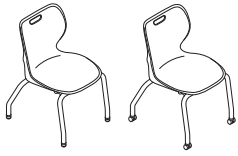
# SMARTLINK® Four Leg Chairs

GSA SIN 71-302 EXCEPT AS NOTED



Icon Legend on page 17

## HSS4L-16B



### 16" H CHAIR

Four Legs  
Armless  
Functions: (Function Key on pages 18-19)

### DIMENSIONS

Depth:	19 <sup>5</sup> / <sub>8</sub>	Back Width:	15 <sup>3</sup> / <sub>8</sub>
Width:	19 <sup>1</sup> / <sub>4</sub>	Back Height:	13 <sup>3</sup> / <sub>8</sub>
Height:	29	Seat to Floor Height:	16
Seat Depth:	16 <sup>1</sup> / <sub>4</sub>	Usable Seat Depth:	16 <sup>1</sup> / <sub>8</sub>
Seat Width:	16 <sup>1</sup> / <sub>2</sub>	Ship Weight:	54
Seat Height:	16	Cube:	15.6
		Weight Rating:	300 lbs.

### LIST PRICE PER CARTON

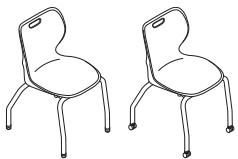
**\$580**  
(reference single unit @  
**\$145.00**)

NOTES: 16" H models accept Wire Storage Basket model HSSA-WB1618. Casters are available on 16" H and 18" H chairs only. 4-Leg models stack 5-high on floor. 4-Leg chairs ship 4 per carton. Lead-times may vary by shell color.

CA Technical Bulletin 133 compliant shells available in LA-Lava ONLY, ordering instructions below.

SmartLink® 4-Leg Chairs are ordered and shipped four (4) chairs per carton. Pricing shown is per carton. Each set of four chairs (one carton) must have the same shell/frame color combination. Ordering 2 of Model HSS4L-06A, HSS4L-12A, HSS4L-14A, HSS4L-16B or HSS4L-18B will result in 2 cartons being shipped, giving you 8 chairs.

## HSS4L-18B



### 18" H CHAIR

Four Legs  
Armless  
Functions: (Function Key on pages 18-19)

### DIMENSIONS

Depth:	19 <sup>5</sup> / <sub>8</sub>	Back Width:	15 <sup>3</sup> / <sub>8</sub>
Width:	19 <sup>1</sup> / <sub>2</sub>	Back Height:	13 <sup>3</sup> / <sub>8</sub>
Height:	31	Seat to Floor Height:	18
Seat Depth:	16 <sup>1</sup> / <sub>4</sub>	Usable Seat Depth:	16 <sup>1</sup> / <sub>8</sub>
Seat Width:	16 <sup>1</sup> / <sub>2</sub>	Ship Weight:	58
Seat Height:	18	Cube:	15.6
		Weight Rating:	300 lbs.

### LIST PRICE PER CARTON

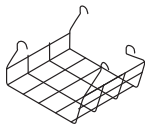
**\$580**  
(reference single unit @  
**\$145.00**)

NOTES: 18" H models accept Wire Storage Basket model HSSA-WB1618. Casters are available on 16" H and 18" H chairs only. 4-Leg models stack 5-high on floor. 4-Leg chairs ship 4 per carton. Lead-times may vary by shell color.

CA Technical Bulletin 133 compliant shells available in LA-Lava ONLY, ordering instructions below.

SmartLink® 4-Leg Chairs are ordered and shipped four (4) chairs per carton. Pricing shown is per carton. Each set of four chairs (one carton) must have the same shell/frame color combination. Ordering 2 of Model HSS4L-06A, HSS4L-12A, HSS4L-14A, HSS4L-16B or HSS4L-18B will result in 2 cartons being shipped, giving you 8 chairs.

## HSSA-WB1618



### WIRE STORAGE BASKET

### DIMENSIONS

Depth:	12 <sup>1</sup> / <sub>4</sub>	Ship Weight:	14
Width:	15 <sup>3</sup> / <sub>4</sub>	Cube:	1.6
Height:	9 <sup>3</sup> / <sub>4</sub>		

### LIST PRICE

**\$125**

NOTES: Ships 4 per carton.

For 16" and 18" Chairs only. Chrome finish only.

OPEN MARKET

## HGDK3-F



### GLIDE KIT

Ship Weight:	2
Cube:	0.2

### LIST PRICE

**\$123**

NOTES: For 4-Leg SmartLink®. Recommended for use on VCT flooring. Caps easily and securely snap over the existing nylon swivel glide. Kit includes 100 caps for 25 chairs or desks. Field installed.

Must be ordered with a configurable end product. If ordered separately, not on GSA Contract.

OPEN MARKET

## HOW TO SPECIFY

Select Model Number	Select Glide Option	Select Shell Color	Select Frame Color
<p><b>E</b> Nylon Glide <b>N</b> Nickel Steel Glide <b>C</b> Caster (\$196 upcharge)</p> <p>Caster option not available for models HSS4L-06A, HSS4L-12A or HSS4L-14A</p>	<p><b>RG</b> Tangelo    <b>MB</b> Mulberry <b>CR</b> Cherry    <b>LO</b> Loft <b>LM</b> Lime    <b>PT</b> Platinum <b>CP</b> Calypso    <b>SD</b> Shadow <b>BU</b> Surf    <b>LA</b> Lava <b>RE</b> Regatta    <b>ON</b> Onyx</p>	<p><b>PLAT</b> Platinum Textured <b>P7A</b> Charcoal Textured <b>Y</b> Chrome (\$52 upcharge)</p> <p>Y not available on model HSS4L-06A</p>	
<p>HSS4L-18B</p> <p>HSS4LFC-18B</p>	<p>E</p> <p>E</p>	<p>RG</p> <p>LA</p>	<p>PLAT</p> <p>PLAT</p>

Fire Code Option: For CA Technical Bulletin 133 compliant shells, color limited to LA-Lava. Add Suffix: FC to model number as shown above. Note \$30 upcharge per seat.



# SMARTLINK® Cantilever Chairs

## HSSCL-18B



### 18" H CHAIR

Cantilever Base  
Armless

### DIMENSIONS

Depth:	21¾	Back Width:	15⅝
Width:	22¾	Back Height:	13⅜
Height:	31¼	Seat to Floor Height:	18¼
Seat Depth:	16⅞	Usable Seat Depth:	16⅞
Seat Width:	16½	Ship Weight:	80
Seat Height:	18	Cube:	23.7
		Weight Rating:	300 lbs.

### LIST PRICE PER CARTON

**\$840**  
*(reference single unit @*  
**\$210.00**

NOTES: Cantilever models stack 5-high on floor. Cantilever chairs ship 4 per carton. Lead-times may vary by shell color.

⊕ SmartLink® Cantilever Chairs are ordered and shipped four (4) chairs per carton. Pricing shown is per carton. Each set of four chairs (one carton) must have the same shell/frame color combination. Ordering 2 of Model HSSCL-18B will result in 2 cartons being shipped, giving you 8 chairs.

## HSSCL-16B



### 16" H CHAIR

Cantilever Base  
Armless

### DIMENSIONS

Depth:	21¾	Back Width:	15⅝
Width:	22¾	Back Height:	13⅜
Height:	29¼	Seat to Floor Height:	16¼
Seat Depth:	16⅞	Usable Seat Depth:	16⅞
Seat Width:	16½	Ship Weight:	55
Seat Height:	16	Cube:	16.8
		Weight Rating:	300 lbs.

### LIST PRICE PER CARTON

**\$800**  
*(reference single unit @*  
**\$200.00**

NOTES: Cantilever models stack 5-high on floor. Cantilever chairs ship 4 per carton. Lead-times may vary by shell color.

⊕ SmartLink® Cantilever Chairs are ordered and shipped four (4) chairs per carton. Pricing shown is per carton. Each set of four chairs (one carton) must have the same shell/frame color combination. Ordering 2 of Model HSSCL-18B will result in 2 cartons being shipped, giving you 8 chairs.

## HSSCL-14A



### 14" H CHAIR

Cantilever Base  
Armless

### DIMENSIONS

Depth:	21¾	Back Width:	15⅝
Width:	22¾	Back Height:	13⅜
Height:	27¼	Seat to Floor Height:	14¼
Seat Depth:	16⅞	Usable Seat Depth:	16⅞
Seat Width:	16½	Ship Weight:	52
Seat Height:	14	Cube:	16.8
		Weight Rating:	300 lbs.

### LIST PRICE PER CARTON

**\$784**  
*(reference single unit @*  
**\$196.00**

NOTES: Cantilever models stack 5-high on floor. Cantilever chairs ship 4 per carton. Lead-times may vary by shell color.

⊕ SmartLink® Cantilever Chairs are ordered and shipped four (4) chairs per carton. Pricing shown is per carton. Each set of four chairs (one carton) must have the same shell/frame color combination. Ordering 2 of Model HSSCL-18B will result in 2 cartons being shipped, giving you 8 chairs.

## HOW TO SPECIFY

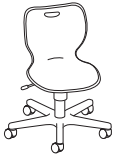
<p><b>Select Model Number</b></p> <p>HSSCL-18B</p> <p>HSSCLFC-18B</p>	<p><b>Select Glide Option</b></p> <p><b>E</b> All-purpose Glide Insert (no upcharge)</p> <p><b>F</b> Felt Glide Insert (\$36 list upcharge; \$9 per single unit)</p> <p>E</p> <p>E</p>	<p><b>Select Shell Color</b></p> <p><b>RG</b> Tangelo    <b>MB</b> Mulberry</p> <p><b>CR</b> Cherry    <b>LO</b> Loft</p> <p><b>LM</b> Lime    <b>PT</b> Platinum</p> <p><b>CP</b> Calypso    <b>SD</b> Shadow</p> <p><b>BU</b> Surf    <b>LA</b> Lava</p> <p><b>RE</b> Regatta    <b>ON</b> Onyx</p> <p>RG</p> <p>LA</p>	<p><b>Select Frame Color</b></p> <p><b>PLAT</b> Platinum Textured</p> <p><b>P7A</b> Charcoal Textured</p> <p><b>Y</b> Chrome (\$52 upcharge)</p> <p>PLAT</p> <p>PLAT</p>
---	--	---	--

⚠ Fire Code Option: For CA Technical Bulletin 133 compliant shells, color limited to LA-Lava. **Add Suffix: FC** to model number as shown above. **Note \$32.25 upcharge per seat.**





## HSSTK-18B



### 18" H TASK CHAIR

Pneumatic  
Swivel

### DIMENSIONS

Depth:	22 <sup>5</sup> / <sub>8</sub>	Back Width:	15 <sup>3</sup> / <sub>8</sub>
Width:	22 <sup>1</sup> / <sub>2</sub>	Back Height:	13 <sup>3</sup> / <sub>8</sub>
Height:	34 <sup>3</sup> / <sub>4</sub>	Seat to Floor Height:	16-21
Seat Depth:	16 <sup>1</sup> / <sub>4</sub>	Usable Seat Depth:	16 <sup>1</sup> / <sub>8</sub>
Seat Width:	16 <sup>1</sup> / <sub>2</sub>	Ship Weight:	23
Seat Height:	18	Cube:	5.2
		Weight Rating:	300 lbs.

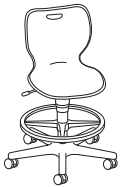
### LIST PRICE PER CARTON

**\$277**

NOTES: Task Swivel Chair has a pneumatic seat height adjustment. Swivel Task Chair and Stool ship one per carton. Lead-times may vary by shell color.

! Black frame only.

## HSSST-18B



### 18" H TASK STOOL

Pneumatic  
Swivel  
Adjustable Footring

### DIMENSIONS

Depth:	24 <sup>1</sup> / <sub>4</sub>	Back Width:	15 <sup>3</sup> / <sub>8</sub>
Width:	25 <sup>3</sup> / <sub>4</sub>	Back Height:	13 <sup>3</sup> / <sub>8</sub>
Height:	45 <sup>1</sup> / <sub>2</sub>	Seat to Floor Height:	22-32
Seat Depth:	16 <sup>1</sup> / <sub>4</sub>	Usable Seat Depth:	16 <sup>1</sup> / <sub>8</sub>
Seat Width:	16 <sup>1</sup> / <sub>2</sub>	Ship Weight:	28
Seat Height:	18	Cube:	12.8
		Weight Rating:	300 lbs.

### LIST PRICE PER CARTON

**\$372**

NOTES: Stool has an adjustable footring. Swivel Task Chair and Stool ship one per carton. Lead-times may vary by shell color.

! Black frame only.

## HOW TO SPECIFY

### Select Model Number

H S S T K - 1 8 B .

### Select Glide Option

- S** Soft Caster (no upcharge)
- H** Hard Caster (no upcharge)
- G** Bell Glide (\$25 upcharge)

S .

### Select Shell Color

- |                   |                    |
|-------------------|--------------------|
| <b>RG</b> Tangelo | <b>MB</b> Mulberry |
| <b>CR</b> Cherry  | <b>LO</b> Loft     |
| <b>LM</b> Lime    | <b>PT</b> Platinum |
| <b>CP</b> Calypso | <b>SD</b> Shadow   |
| <b>BU</b> Surf    | <b>LA</b> Lava     |
| <b>RE</b> Regatta | <b>ON</b> Onyx     |

R G

# SOLUTIONS SEATING® 4000 SERIES



Solutions Managerial Mid-Back Chair shown with 34000 Series Desk and Brigade® 700 Series Lateral Files.

## SOLUTIONS SEATING® 4000 SERIES

Looking for the perfect answer for your task and guest chair needs? HON has four Solutions for everything from workstations to open areas. The Solutions series includes a high-back and mid-back task chair, as well as matching four-leg and sled base guest chairs. The floating backrest provides ergonomic support for your spine. The tilt mechanism delivers a natural recline. Solutions are the chairs that really live up to their name.



### GUEST CHAIR FEATURES

- Guest chairs feature molded polymer outer back shell for added durability.
- Back cushion enhances lumbar support and minimizes fatigue.
- Available in hundreds of quality HON fabrics.
- Warranted for users up to 300 lbs.

### TASK CHAIR FEATURES

- One-touch seat height adjustment easily moves the seat up and down.
- Tilt tension controls the rate and ease of recline.
- Tilt lock allows the user to lock out the tilt function.
- 360-degree swivel provides freedom of movement in any direction.
- Model H4001 has a fully-upholstered outer back.
- Model H4002 has a molded polymer outer back shell.
- Back cushion enhances lumbar support and minimizes fatigue.
- Dual-wheeled casters roll effortlessly and quietly.
- Available in hundreds of quality HON fabrics.
- Warranted for users up to 300 lbs.

# SOLUTIONS SEATING®

## 4000 Series Options

### MODEL OPTIONS

H4001



**Executive High-Back**

Pneumatic, Swivel, Tilt, Tilt Tension, Tilt Lock, Loop Arms

H4002



**Managerial Mid-Back**

Pneumatic, Swivel, Tilt, Tilt Tension, Tilt Lock, Loop Arms

H4003



**Guest Chair**

Leg Base, Arms

H4008



**Guest Chair**

Sled Base, Arms

### CASTERS



CODE	DESCRIPTION	PRICE
H	Hard Caster	<b>+\$0</b>



S	Soft Caster	<b>+\$30</b>
---	-------------	--------------

\*Specify for models H4001 and H4002 only

### FRAME

CODE	DESCRIPTION	PRICE
T	Black	<b>+\$0</b>

### HON BRANDED FABRICS

#### GRADE 1

Attire  
Centurion  
Compass  
Contourett Polyurethane  
Dapper  
Hamilton  
Inertia  
Optic

#### GRADE 2

Appoint Seating  
Clyde  
Dotty  
Rush  
Seed  
Spin Seating  
Whisper Vinyl

#### GRADE 3

In Season  
Purl  
Silvertex™ Vinyl

**For a complete list of fabrics, including partnership fabrics, go to [hon.com/fabricsandfinishes](http://hon.com/fabricsandfinishes).**

Reference Fabric Color Combinations on pages 20-24 for color codes and legend on page 21 for lead times. COM yardage shown is for Pattern Cut only. Contact Customer Service for Railroaded yardage requirements. For additional HON to Supply COM fabric grade pricing, go to [honready.hon.com](http://honready.hon.com) and click on the HON to Supply COM link.

For Fire Code model, availability and ordering method, refer to pages 28-31. Available on select models, contact HON Customer Support for availability.



# SOLUTIONS SEATING®

## 4000 Series

### H4001



#### EXECUTIVE HIGH-BACK

Pneumatic  
Swivel  
Tilt  
Tilt Tension  
Tilt Lock  
Loop Arms

Functions: **A, E, F, K, L**   
(Function Key on pages 18-19)

#### DIMENSIONS

Depth:	27	Arm Width:	20 <sup>3</sup> / <sub>4</sub>
Width:	26	Seat to Floor Height:	16 <sup>3</sup> / <sub>4</sub> -21 <sup>3</sup> / <sub>4</sub>
Height:	39 <sup>3</sup> / <sub>4</sub>	Usable Seat Depth:	17 <sup>3</sup> / <sub>4</sub>
Seat Depth:	18	Ship Weight:	45
Seat Width:	20	Cube:	10.3
Back Width:	20 <sup>1</sup> / <sub>2</sub>	COM:	1.5
Back Height:	20 <sup>3</sup> / <sub>4</sub>	Weight Rating:	250 lbs.

#### FABRIC PRICE CODES

1	\$460	8	\$667
2	\$496	9	\$694
3	\$532	10	\$721
4	\$559	11	\$748
5	\$586	12	\$775
6	\$613	L	—
7	\$640		

### H4002



#### MANAGERIAL MID-BACK

Pneumatic  
Swivel  
Tilt  
Tilt Tension  
Tilt Lock  
Loop Arms

Functions: **A, E, F, K, L**   
(Function Key on pages 18-19)

#### DIMENSIONS

Depth:	26 <sup>1</sup> / <sub>4</sub>	Arm Width:	18 <sup>3</sup> / <sub>4</sub>
Width:	26	Seat to Floor Height:	16 <sup>3</sup> / <sub>4</sub> -21 <sup>3</sup> / <sub>4</sub>
Height:	35 <sup>1</sup> / <sub>2</sub>	Usable Seat Depth:	17 <sup>3</sup> / <sub>4</sub>
Seat Depth:	18	Ship Weight:	38
Seat Width:	20	Cube:	8.6
Back Width:	21	COM:	1.0
Back Height:	15	Weight Rating:	250 lbs.

#### FABRIC PRICE CODES

1	\$416	8	\$554
2	\$440	9	\$572
3	\$464	10	\$590
4	\$482	11	\$608
5	\$500	12	\$626
6	\$518	L	—
7	\$536		

### H4003



#### GUEST CHAIR

Leg Base  
Arms

#### DIMENSIONS

Depth:	24 <sup>1</sup> / <sub>2</sub>	Arm Width:	18 <sup>3</sup> / <sub>4</sub>
Width:	23 <sup>1</sup> / <sub>2</sub>	Seat to Floor Height:	19 <sup>1</sup> / <sub>4</sub>
Height:	32	Usable Seat Depth:	18 <sup>1</sup> / <sub>4</sub>
Seat Depth:	18	Ship Weight:	29
Seat Width:	20	Cube:	12.6
Back Width:	21	COM:	1.0
Back Height:	15	Weight Rating:	250 lbs.

#### FABRIC PRICE CODES

1	\$312	8	\$450
2	\$336	9	\$468
3	\$360	10	\$486
4	\$378	11	\$504
5	\$396	12	\$522
6	\$414	L	—
7	\$432		

### H4008



#### GUEST CHAIR

Sled Base  
Arms

#### DIMENSIONS

Depth:	25 <sup>1</sup> / <sub>2</sub>	Arm Width:	19
Width:	23 <sup>1</sup> / <sub>2</sub>	Seat to Floor Height:	19 <sup>1</sup> / <sub>4</sub>
Height:	32 <sup>1</sup> / <sub>2</sub>	Usable Seat Depth:	18 <sup>1</sup> / <sub>4</sub>
Seat Depth:	18	Ship Weight:	33
Seat Width:	20	Cube:	12.6
Back Width:	21	COM:	1.0
Back Height:	15	Weight Rating:	250 lbs.

#### FABRIC PRICE CODES

1	\$347	8	\$485
2	\$371	9	\$503
3	\$395	10	\$521
4	\$413	11	\$539
5	\$431	12	\$557
6	\$449	L	—
7	\$467		

**HON Recommendation: H4001.H.CU\_\_T - List Price \$460**  
**H4008.CU\_\_T - List Price \$347**

## HOW TO SPECIFY

<p><b>Select Model Number</b></p> <p>H 4 0 0 8 .</p>	<p><b>Select Caster</b></p> <p>H Hard Caster S Soft Caster (+ \$30) <i>Specify for models H4001 and H4002 only</i></p> <p>H .</p>	<p><b>Select Fabric</b></p> <p>See page 246</p> <p>C U 1 0 .</p>	<p><b>Select Frame</b></p> <p>T Black</p> <p>T</p>
--	---	--	--



Solve Task Chairs and Stools.

## SOLVE®

If you want to make a powerful statement, simply have a seat. With three back materials and an optional adjustable lumbar support, Solve answers the need for a higher level of personalization. Solve task chairs feature a geometric ReActiv® back to create a contemporary look, while the 4-Way Stretch mesh back offers a softer, more relaxed feel. The synchronized seat and back move in harmony with the user to provide continuous comfort that can be customized. Helping anyone achieve optimal balance, proper alignment and lumbar support, Solve is an ideal solution for everywhere and everybody.



## FEATURES

- Synchronized seat and back create continuous comfort.
- 4-Way Stretch mesh back is available in five colors.
- Waterfall seat edge encourages leg circulation.
- Seat depth adjustment adapts to users of various heights.
- ReActiv® back design moves with your body to provide continuous support and airflow for lasting comfort.
- Available in seven lumbar colors and thousands of fabrics.
- Choose one of three control types — synchro-tilt, synchro-tilt with seat slider and advanced synchro-tilt.
- Choose from four different arm options — armless, fixed, height- and width-adjustable or all-adjustable arms.
- Available with bell glides, hard casters or soft casters.
- Upholstered ReActiv® back offers all the benefits of the ReActiv® back with a fabric cover for additional comfort.
- Back upholstery available in one of six attractive fabrics.
- Optional lumbar support delivers long-lasting comfort and is available in 7 colors.
- Choose from 3 frame options: black, titanium or white.
- Warranted for users up to 300 lbs.



**MODEL OPTIONS**

**HSLVTMM**



**Mid-Back Task (4-Way Stretch Back)**

Pneumatic, Swivel, Synchro-tilt, Tilt Tension, Tilt Lock

**HSLVSMM**



**Stool (4-Way Stretch Back)**

Pneumatic, Swivel, Synchro-tilt, Tilt Tension, Tilt Lock

**HSLVTMMS**



**Mid-Back Task (4-Way Stretch Back) with Designer White frame**

Pneumatic, Swivel, Synchro-tilt, Tilt Tension, Tilt Lock

**HSLVSMMS**



**Stool (4-Way Stretch Back) with Designer White frame**

Pneumatic, Swivel, Synchro-tilt, Tilt Tension, Tilt Lock

**HSLVTMR**



**Mid-Back Task (ReActiv<sup>®</sup> Back)**

Pneumatic, Swivel, Synchro-tilt, Tilt Tension, Tilt Lock

**HSLVSMR**



**Stool (ReActiv<sup>®</sup> Back)**

Pneumatic, Swivel, Synchro-tilt, Tilt Tension, Tilt Lock

**HSLVTMRS**



**Mid-Back Task (ReActiv<sup>®</sup> Back) with Designer White frame**

Pneumatic, Swivel, Synchro-tilt, Tilt Tension, Tilt Lock

**HSLVSMRS**



**Stool (ReActiv<sup>®</sup> Back) with Designer White frame**

Pneumatic, Swivel, Synchro-tilt, Tilt Tension, Tilt Lock

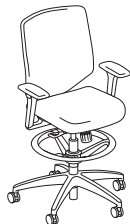
**HSLVTMU**



**Mid-Back Task (Upholstered Back)**

Pneumatic, Swivel, Synchro-tilt, Tilt Tension, Tilt Lock

**HSLVSMU**



**Stool (Upholstered Back)**

Pneumatic, Swivel, Synchro-tilt, Tilt Tension, Tilt Lock

**HSLVTMUS**



**Mid-Back Task (Upholstered Back) with Designer White frame**

Pneumatic, Swivel, Synchro-tilt, Tilt Tension, Tilt Lock


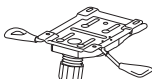
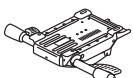
**HSLVSMUS**






**Stool (Upholstered Back) with Designer White frame**





Pneumatic, Swivel, Synchro-tilt, Tilt Tension, Tilt Lock

# SOLVE<sup>®</sup> Options

MECHANISM	CODE	DESCRIPTION	PRICE
	<b>Y0</b>	Synchro-Tilt A, E, J, K, L	<b>+\$0</b>
	<b>Y1</b>	Synchro-Tilt w/Seat Slider A, D, E, J, K, L	<b>+\$20</b>
	<b>Y2</b>	Advanced Synchro-Tilt A, D, E, J, L, A-D	<b>+\$65</b>


*\*Y2 control not available on stool models*

ARM STYLE	CODE	DESCRIPTION	PRICE
	<b>N</b>	Armless	<b>+\$0</b>
	<b>F</b>	Fixed Arms	<b>+\$65</b>
	<i>*Not available on Designer White models</i>		
	<b>A</b>	Height and Width Adjustable Arms	<b>+\$75</b>
	<b>V</b>	All-Adjustable Arms (includes Pivot)	<b>+\$115</b>
	<i>*Not available on Designer White models</i>		

CASTERS/ GLIDE	CODE	DESCRIPTION	PRICE
	<b>H</b>	Hard Caster	<b>+\$0</b>
	<b>S</b>	Soft Caster	<b>+\$30</b>
	<b>R</b>	Roll Control Caster	<b>+\$50</b>
	<b>G</b>	Bell Glide	<b>+\$25</b>

BACK STYLE	CODE	DESCRIPTION	PRICE
	<i>4-Way Stretch mesh back options:</i>		
	<b>IM</b>	Black	<b>+\$0</b>
	<b>IF</b>	Fog	<b>+\$0</b>
	<b>IC</b>	Charcoal	<b>+\$0</b>
	<b>IH</b>	Chai	<b>+\$0</b>
	<b>IY</b>	Navy	<b>+\$0</b>
	<i>ReActiv<sup>®</sup> back options:</i>		
	<b>OS</b>	Charcoal	<b>+\$0</b>
	<b>DW</b>	Designer White	<b>+\$0</b>
	<b>TI</b>	Titanium	<b>+\$0</b>
	<i>Fabric options:</i>		
	<b>COMF46</b>	Bittersweet	<b>+\$0</b>
	<b>COMF10</b>	Ink	<b>+\$0</b>
	<b>COMF82</b>	Meadow	<b>+\$0</b>
	<b>COMF90</b>	Midnight	<b>+\$0</b>
	<b>COMF22</b>	Putty	<b>+\$0</b>
	<b>COMF19</b>	Sterling	<b>+\$0</b>

LUMBAR	CODE	DESCRIPTION	PRICE
	<b>NL</b>	No Lumbar	<b>+\$0</b>
	<b>BL</b>	Black Adjustable Lumbar	<b>+\$30</b>
	<b>BY</b>	Bullseye Adjustable Lumbar	<b>+\$30</b>
	<b>DW</b>	Designer White Adjustable Lumbar	<b>+\$30</b>
	<b>KT</b>	Krypton Adjustable Lumbar	<b>+\$30</b>
	<b>MR</b>	Ember Adjustable Lumbar	<b>+\$30</b>
	<b>RE</b>	Regatta Adjustable Lumbar	<b>+\$30</b>
	<b>TL</b>	Titanium Adjustable Lumbar	<b>+\$30</b>

BASE	CODE	DESCRIPTION	PRICE
	<b>SB</b>	Standard Base	<b>+\$0</b>


FRAME	CODE	DESCRIPTION	PRICE
	<b>T</b>	Black	<b>+\$0</b>
	<b>TI</b>	Titanium	<b>+\$35</b>
	<b>DW</b>	Designer White	<b>+\$35</b>

## HON BRANDED FABRICS

GRADE 1	GRADE 2	GRADE 3	GRADE L
Attire	Appoint Seating	In Season	Denver Leather (Seat Only)
Centurion	Clyde	Purl	
Compass	Dotty	Silvertex™ Vinyl	
Compass Foam	Rush		
Contourett Polyurethane	Seed		
Dapper	Spin Seating		
Hamilton	Whisper Vinyl		
Inertia			
Optic			































For a complete list of fabrics, including partnership fabrics, go to [hon.com/fabricsandfinishes](http://hon.com/fabricsandfinishes).

Reference Fabric Color Combinations on pages 20-24 for color codes and legend on page 21 for lead times.

 For Fire Code model, availability and ordering method, refer to pages 28-31. Available on select models, contact HON Customer Support for availability.

## DIMENSIONS

NOTE: When selecting the .TI Titanium or .DW Designer White frame option, the chair's back frame, arms, and base will match. 4-Way Stretch, ReActiv®, and/or lumbar color must be selected separately.


MODEL		HSLVTMM /HSLVTMMS	HSLVSMM /HSLVSMMS	HSLVTMR /HSLVTMRS	HSLVSMR /HSLVSMRS	HSLVTMU /HSLVTMUS	HSLVSMU /HSLVSMUS
Overall Width Armless		29½"	29½"	29½"	29½"	29½"	29½"
Overall Width with Arms	(A)	29½"	29½"	29½"	29½"	29½"	29½"
Overall Depth		29½"	29½"	29½"	29½"	29½"	29½"
Overall Height – Max	(Y0/Y1) (Y2)	41¾" 42½"	52¾" —	41¾" 42½"	52¾" —	41¾" 42½"	52¾" —
Seat Width		19"	19"	19"	19"	19"	19"
Seat Depth (Cushion)		19¼"	19¼"	19¼"	19¼"	19¼"	19¼"
Usable Seat Depth	(Y0) (Y1) (Y2)	17⅝" 16¼"-18½" 16¼"-19¼"	17⅝" 16¼"-18½" —	17⅝" 16¼"-18½" 16¼"-19¼"	17⅝" 16¼"-18½" —	17⅝" 16¼"-18½" 16¼"-19¼"	17⅝" 16¼"-18½" —
Seat Height	(Y0/Y1) (Y2)	16¾"-21¾" 17½"-22½"	22¾"-32¾" —	16¾"-21¾" 17½"-22½"	22¾"-32¾" —	16¾"-21¾" 17½"-22½"	22¾"-32¾" —
Back Width		18¼"	18¼"	18¼"	18¼"	18¼"	18¼"
Back Height		22⅝"	22⅝"	22⅝"	22⅝"	22⅝"	22⅝"
Ship Weight Armless	(Y0) (Y1) (Y2)	40  42  45 	45  47  —	41  43  46 	46  48  —	41  43  46 	46  48  —
Ship Weight with Arms	(Y0) (Y1) (Y2)	44  46  49 	49  51  —	45  47  50 	50  52  —	45  47  50 	50  52  —
Width Between Arms		17½"-20"	17½"-20"	17½"-20"	17½"-20"	17½"-20"	17½"-20"
COM		1.0	1.0	1.0	1.0	1.0	1.0
Weight Capacity		300 lbs	300 lbs	300 lbs	300 lbs	300 lbs	300 lbs





Icon Legend on page 17

## HSLVTMM



### MID-BACK TASK

**4-Way Stretch Back**  
Pneumatic  
Swivel  
Synchro-tilt  
Tilt Tension  
Tilt Lock

### DIMENSIONS


Seat Depth: 19¼      Arm Width: 17½-20  
Seat Width: 19      Cube: 7.6  
Back Width: 18¼      Weight Rating: 300 lbs.  
Back Height: 22¾

### FABRIC PRICE CODES

1	\$464	8	\$533
2	\$476	9	\$542
3	\$488	10	\$551
4	\$497	11	\$560
5	\$506	12	\$569
6	\$515	L	\$564
7	\$524		

NOTES: Please reference pages 250-251 for additional specifications and mechanism information.

## HSLVTMMS



### MID-BACK TASK IN DESIGNER WHITE

**4-Way Stretch Back**  
Pneumatic  
Swivel  
Synchro-tilt  
Tilt Tension  
Tilt Lock

### DIMENSIONS

Seat Depth: 19¼      Arm Width: 17½-20  
Seat Width: 19      Cube: 7.6  
Back Width: 18¼      Weight Rating: 300 lbs.  
Back Height: 22¾

### FABRIC PRICE CODES

1	\$464	8	\$533
2	\$476	9	\$542
3	\$488	10	\$551
4	\$497	11	\$560
5	\$506	12	\$569
6	\$515	L	\$564
7	\$524		

OPEN MARKET

NOTES: Please reference pages 250-251 for additional specifications and mechanism information.

**HON Recommendation: HSLVTMM.Y1.A.S.IM.CU\_\_BL.SB.T - List Price \$619**


## HOW TO SPECIFY

Select Model Number	Select Control Type	Select Arm Type	Select Caster/Glide	Select Mesh Back	Select Fabric	Select Lumbar	Select Base	Select Frame
<b>Y0</b> Synchro-Tilt <b>Y1</b> Synchro-Tilt w/ Seat Slider (+ \$20) <b>Y2</b> Advanced Synchro-Tilt (+ \$65)	<b>N</b> Armless <b>F</b> Fixed Arms (+ \$65) <b>A</b> Height and Width Adjustable Arms (+ \$75) <b>V</b> All-Adjustable Arms (includes pivot) (+ \$115)	<b>H</b> Hard Caster <b>S</b> Soft Caster (+ \$30) <b>G</b> Bell Glide (+ \$25) <b>R</b> Roll Control Caster (+ \$50)	<b>IM</b> Black <b>IF</b> Fog <b>IC</b> Charcoal <b>IH</b> Chai <b>IY</b> Navy	See page 251	<b>NL</b> No Lumbar <b>BL</b> Black Adjustable Lumbar (+ \$30) <b>BY</b> Bullseye Adjustable Lumbar (+ \$30) <b>DW</b> Designer White Adjustable Lumbar (+ \$30) <b>KT</b> Krypton Adjustable Lumbar (+ \$30) <b>MR</b> Ember Adjustable Lumbar (+ \$30) <b>RE</b> Regatta Adjustable Lumbar (+ \$30) <b>TL</b> Titanium Adjustable Lumbar (+ \$30)	<b>SB</b> Standard Base	<b>HSLVTMM Options</b> <b>T</b> Black <b>TI</b> Titanium (+ \$35) <b>HSLVTMMS Options</b> <b>DW</b> Designer White (+ \$35) <i>Available for model HSLVTMMS only</i>	
<b>H S L V T M M .</b>	<b>Y 1 .</b>	<b>A .</b>	<b>S .</b>	<b>I M .</b>	<b>C U 1 0 .</b>	<b>B L .</b>	<b>S B .</b>	<b>T</b>



Icon Legend on page 17

**HSLVSMM**



**STOOL**

- 4-Way Stretch Back**
- Pneumatic
- Swivel
- Synchro-tilt
- Tilt Tension
- Tilt Lock

**DIMENSIONS**

- Seat Depth: 19¼
- Seat Width: 19
- Back Width: 18¼
- Back Height: 22½
- Arm Width: 17½-20
- Cube: 7.6
- Weight Rating: 300 lbs.

**FABRIC PRICE CODES**

- |   |       |    |       |
|---|-------|----|-------|
| 1 | \$520 | 8  | \$589 |
| 2 | \$532 | 9  | \$598 |
| 3 | \$544 | 10 | \$607 |
| 4 | \$553 | 11 | \$616 |
| 5 | \$562 | 12 | \$625 |
| 6 | \$571 | L  | \$620 |
| 7 | \$580 |    |       |

NOTES: Please reference pages 250-251 for additional specifications and mechanism information.

**HSLVSMMS**



**STOOL IN DESIGNER WHITE**

- 4-Way Stretch Back**
- Pneumatic
- Swivel
- Synchro-tilt
- Tilt Tension
- Tilt Lock

**DIMENSIONS**

- Seat Depth: 19¼
- Seat Width: 19
- Back Width: 18¼
- Back Height: 22½
- Arm Width: 17½-20
- Cube: 7.6
- Weight Rating: 300 lbs.

**FABRIC PRICE CODES**

- |   |       |    |       |
|---|-------|----|-------|
| 1 | \$520 | 8  | \$589 |
| 2 | \$532 | 9  | \$598 |
| 3 | \$544 | 10 | \$607 |
| 4 | \$553 | 11 | \$616 |
| 5 | \$562 | 12 | \$625 |
| 6 | \$571 | L  | \$620 |
| 7 | \$580 |    |       |

NOTES: Please reference pages 250-251 for additional specifications and mechanism information.

**OPEN MARKET**

**HON Recommendation: HSLVSMM.Y1.A.S.IM.CU\_\_BL.SB.T - List Price \$675**


**HOW TO SPECIFY**

Select Model Number	Select Control Type	Select Arm Type	Select Caster/Glide	Select Mesh Back	Select Fabric	Select Lumbar	Select Base	Select Frame
YO Y1	Synchro-Tilt Synchro-Tilt w/ Seat Slider (+ \$20)	<b>HSLVSMM Options</b> N Armless F Fixed Arms (+ \$65) A Height and Width Adjustable Arms (+ \$75) V All-Adjustable Arms (includes pivot) (+ \$115) <b>HSLVSMMS Options</b> ADW Height and Width Adjustable Arms (+ \$75) <i>Available for model HSLVSMMS only</i>	H Hard Caster (+ \$30) S Soft Caster (+ \$25) G Bell Glide (+ \$25) R Roll Control Caster (+ \$50)	4-Way Stretch options IM Black IF Fog IC Charcoal IH Chai IY Navy	See page 251	NL No Lumbar BL Black Adjustable Lumbar (+ \$30) BY Bullseye Adjustable Lumbar (+ \$30) DW Designer White Adjustable Lumbar (+ \$30) KT Krypton Adjustable Lumbar (+ \$30) MR Ember Adjustable Lumbar (+ \$30) RE Regatta Adjustable Lumbar (+ \$30) TL Titanium Adjustable Lumbar (+ \$30)	SB Standard Base	<b>HSLVSMM Options</b> T Black TI Titanium (+ \$35) <b>HSLVSMMS Options</b> DW Designer White (+ \$35) <i>Available for model HSLVSMMS only</i>
H S L V S M M .	Y 1 .	A .	S .	I M .	C U 1 0 .	B L .	S B .	T



Icon Legend on page 17

## HSLVTMR



### MID-BACK TASK

**ReActiv® Back**  
Pneumatic  
Swivel  
Synchro-tilt  
Tilt Tension  
Tilt Lock

### DIMENSIONS


Seat Depth: 19¼      Arm Width: 17½-20  
Seat Width: 19      Cube: 7.6  
Back Width: 18¼      Weight Rating: 300 lbs.  
Back Height: 22¾

### FABRIC PRICE CODES

1	\$494	8	\$563
2	\$506	9	\$572
3	\$518	10	\$581
4	\$527	11	\$590
5	\$536	12	\$599
6	\$545	L	\$594
7	\$554		

NOTES: Please reference pages 250-251 for additional specifications and mechanism information.

## HSLVTMRS



### MID-BACK TASK IN DESIGNER WHITE

**ReActiv® Back**  
Pneumatic  
Swivel  
Synchro-tilt  
Tilt Tension  
Tilt Lock

### DIMENSIONS

Seat Depth: 19¼      Arm Width: 17½-20  
Seat Width: 19      Cube: 7.6  
Back Width: 18¼      Weight Rating: 300 lbs.  
Back Height: 22¾

### FABRIC PRICE CODES

1	\$494	8	\$563
2	\$506	9	\$572
3	\$518	10	\$581
4	\$527	11	\$590
5	\$536	12	\$599
6	\$545	L	\$594
7	\$554		

OPEN MARKET

NOTES: Please reference pages 250-251 for additional specifications and mechanism information.

**HON Recommendation: HSLVTMR.Y1.A.H.OS.CU\_\_NL.SB.T - List Price \$589**


## HOW TO SPECIFY

Select Model Number	Select Control Type	Select Arm Type	Select Caster/Glide	Select Back Color	Select Fabric	Select Lumbar	Select Base	Select Frame
<b>Y0</b> Synchro-Tilt <b>Y1</b> Synchro-Tilt w/ Seat Slider (+ \$20) <b>Y2</b> Advanced Synchro-Tilt (+ \$65)	<b>N</b> Armless <b>F</b> Fixed Arms (+ \$65) <b>A</b> Height and Width Adjustable Arms (+ \$75) <b>V</b> All-Adjustable Arms (includes pivot) (+ \$115)	<b>H</b> Hard Caster (+ \$30) <b>S</b> Soft Caster (+ \$30) <b>G</b> Bell Glide (+ \$25) <b>R</b> Roll Control Caster (+ \$50)	<b>OS</b> Charcoal <b>TI</b> Titanium <b>DW</b> Designer White	See page 251	<b>NL</b> No Lumbar <b>BL</b> Black Adjustable Lumbar (+ \$30) <b>BY</b> Bullseye Adjustable Lumbar (+ \$30) <b>DW</b> Designer White Adjustable Lumbar (+ \$30) <b>KT</b> Krypton Adjustable Lumbar (+ \$30) <b>MR</b> Ember Adjustable Lumbar (+ \$30) <b>RE</b> Regatta Adjustable Lumbar (+ \$30) <b>TL</b> Titanium Adjustable Lumbar (+ \$30)	<b>SB</b> Standard Base	<b>HSLVTMR Options</b> <b>T</b> Black (+ \$35) <b>TI</b> Titanium (+ \$35) <b>HSLVTMRS Options</b> <b>DW</b> Designer White (+ \$35) <i>Available for model HSLVTMRS only</i>	
H S L V T M R .	Y 1 .	A .	H .	O S .	C U 1 0 .	N L .	S B .	T



Icon Legend on page 17

**HSLVSMR**



**STOOL**

- ReActiv<sup>®</sup> Back**
- Pneumatic
- Swivel
- Synchro-tilt
- Tilt Tension
- Tilt Lock

**DIMENSIONS**

- Seat Depth: 19¼
- Seat Width: 19
- Back Width: 18¼
- Back Height: 22½
- Arm Width: 17½-20
- Cube: 7.6
- Weight Rating: 300 lbs.

**FABRIC PRICE CODES**

1	\$551	8	\$620
2	\$563	9	\$629
3	\$575	10	\$638
4	\$584	11	\$647
5	\$593	12	\$656
6	\$602	L	\$651
7	\$611		

NOTES: Please reference pages 250-251 for additional specifications and mechanism information.

**HSLVSMRS**



**STOOL IN DESIGNER WHITE**

- ReActiv<sup>®</sup> Back**
- Pneumatic
- Swivel
- Synchro-tilt
- Tilt Tension
- Tilt Lock

**DIMENSIONS**

- Seat Depth: 19¼
- Seat Width: 19
- Back Width: 18¼
- Back Height: 22½
- Arm Width: 17½-20
- Cube: 7.6
- Weight Rating: 300 lbs.

**FABRIC PRICE CODES**

1	\$551	8	\$620
2	\$563	9	\$629
3	\$575	10	\$638
4	\$584	11	\$647
5	\$593	12	\$656
6	\$602	L	\$651
7	\$611		

NOTES: Please reference pages 250-251 for additional specifications and mechanism information.

**OPEN MARKET**

**HON Recommendation: HSLVSMR.Y1.A.H.OS.CU\_\_NL.SB.T - List Price \$646**

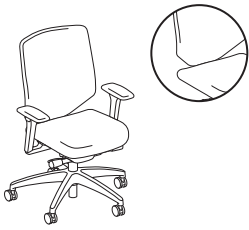
**HOW TO SPECIFY**

Select Model Number	Select Control Type	Select Arm Type	Select Caster/Glide	Select Back Color	Select Fabric	Select Lumbar	Select Base	Select Frame
	<b>YO</b> Synchro-Tilt <b>Y1</b> Synchro-Tilt w/ Seat Slider (+ \$20)	<b>HSLVSMR Options</b> <b>N</b> Armless <b>F</b> Fixed Arms (+ \$65) <b>A</b> Height and Width Adjustable Arms (+ \$75) <b>V</b> All-Adjustable Arms (includes pivot) (+ \$115)  <b>HSLVSMRS Options</b> <b>ADW</b> Height and Width Adjustable Arms (+ \$75) Available for model HSLVSMRS only	<b>H</b> Hard Caster <b>S</b> Soft Caster (+ \$30) <b>G</b> Bell Glide (+ \$25) <b>R</b> Roll Control Caster (+ \$50)	<b>OS</b> Charcoal <b>TI</b> Titanium <b>DW</b> Designer White	See page 251	<b>NL</b> No Lumbar <b>BL</b> Black Adjustable Lumbar (+ \$30) <b>BY</b> Bullseye Adjustable Lumbar (+ \$30) <b>DW</b> Designer White Adjustable Lumbar (+ \$30) <b>KT</b> Krypton Adjustable Lumbar (+ \$30) <b>MR</b> Ember Adjustable Lumbar (+ \$30) <b>RE</b> Regatta Adjustable Lumbar (+ \$30) <b>TL</b> Titanium Adjustable Lumbar (+ \$30)	<b>SB</b> Standard Base	<b>HSLVSMR Options</b> <b>T</b> Black <b>TI</b> Titanium (+ \$35)  <b>HSLVSMRS Options</b> <b>DW</b> Designer White (+ \$35) Available for model HSLVSMRS only
H S L V S M R	Y 1	A	H	O S	C U 1 0	N L	S B	T



Icon Legend on page 17

## HSLVTMU



### MID-BACK TASK

**Upholstered Back**  
Pneumatic  
Swivel  
Synchro-tilt  
Tilt Tension  
Tilt Lock

### DIMENSIONS

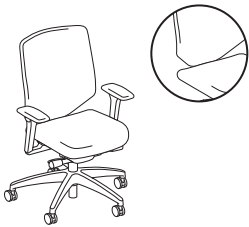
Seat Depth: 19¼      Arm Width: 17½-20  
Seat Width: 19      Cube: 7.6  
Back Width: 18¼      Weight Rating: 300 lbs.  
Back Height: 22¾

### FABRIC PRICE CODES

1	\$511	8	\$580
2	\$523	9	\$589
3	\$535	10	\$598
4	\$544	11	\$607
5	\$553	12	\$616
6	\$562	L	\$611
7	\$571		

NOTES: Please reference pages 250-251 for additional specifications and mechanism information.

## HSLVTMUS



### MID-BACK TASK IN DESIGNER WHITE

**Upholstered Back**  
Pneumatic  
Swivel  
Synchro-tilt  
Tilt Tension  
Tilt Lock

### DIMENSIONS

Seat Depth: 19¼      Arm Width: 17½-20  
Seat Width: 19      Cube: 7.6  
Back Width: 18¼      Weight Rating: 300 lbs.  
Back Height: 22¾

### FABRIC PRICE CODES

1	\$511	8	\$580
2	\$523	9	\$589
3	\$535	10	\$598
4	\$544	11	\$607
5	\$553	12	\$616
6	\$562	L	\$611
7	\$571		

OPEN MARKET

NOTES: Please reference pages 250-251 for additional specifications and mechanism information.

**HON Recommendation: HSLVTMU.Y1.A.H.OS.COMF10.COMP10.NL.SB.T - List Price \$606**

## HOW TO SPECIFY

Select Model Number	Select Control Type	Select Arm Type	Select Caster/Glide	Select Back Color	Select Back Fabric	Select Seat Fabric	Select Lumbar	Select Base	Select Frame
	<b>Y0</b> Synchro-Tilt <b>Y1</b> Synchro-Tilt w/ Seat Slider (+ \$20) <b>Y2</b> Advanced Synchro-Tilt (+ \$65)	<b>HSLVTMU Options</b> <b>N</b> Armless <b>F</b> Fixed Arms (+ \$65) <b>A</b> Height and Width Adjustable Arms (+ \$75) <b>V</b> All-Adjustable Arms (includes pivot) (+ \$115)	<b>H</b> Hard Caster <b>S</b> Soft Caster (+ \$30) <b>G</b> Bell Glide (+ \$25) <b>R</b> Roll Control Caster (+ \$50)	<b>OS</b> Charcoal <b>TI</b> Titanium <b>DW</b> Designer White	<b>COMF46</b> Bittersweet <b>COMF10</b> Ink <b>COMF82</b> Meadow <b>COMF90</b> Midnight <b>COMF22</b> Putty <b>COMF19</b> Sterling	See page 251	<b>NL</b> No Lumbar <b>BL</b> Black Adjustable Lumbar (+ \$30) <b>BY</b> Bullseye Adjustable Lumbar (+ \$30) <b>DW</b> Designer White Adjustable Lumbar (+ \$30) <b>KT</b> Krypton Adjustable Lumbar (+ \$30) <b>MR</b> Ember Adjustable Lumbar (+ \$30) <b>RE</b> Regatta Adjustable Lumbar (+ \$30) <b>TL</b> Titanium Adjustable Lumbar (+ \$30)	<b>SB</b> Standard Base	<b>HSLVTMU Options</b> <b>T</b> Black <b>TI</b> Titanium (+ \$35)
		<b>HSLVTMUS Options</b> <b>ADW</b> Height and Width Adjustable Arms (+ \$75) <i>Available for model HSLVTMUS only</i>							<b>HSLVTMUS Options</b> <b>DW</b> Designer White (+ \$35) <i>Available for model HSLVTMUS only</i>
HSLVTMU	Y1	A	H	OS	COMF10	COMP10	NL	SB	T



Icon Legend on page 17

**HSLVSMU**



**STOOL**

- Upholstered Back**
- Pneumatic
- Swivel
- Synchro-tilt
- Tilt Tension
- Tilt Lock

**DIMENSIONS**

- Seat Depth: 19¼
- Seat Width: 19
- Back Width: 18¼
- Back Height: 22½
- Arm Width: 17½-20
- Cube: 7.6
- Weight Rating: 300 lbs.

**FABRIC PRICE CODES**

- |   |       |    |       |
|---|-------|----|-------|
| 1 | \$566 | 8  | \$635 |
| 2 | \$578 | 9  | \$644 |
| 3 | \$590 | 10 | \$653 |
| 4 | \$599 | 11 | \$662 |
| 5 | \$608 | 12 | \$671 |
| 6 | \$617 | L  | \$666 |
| 7 | \$626 |    |       |

NOTES: Please reference pages 250-251 for additional specifications and mechanism information.

**HSLVSMUS**



**STOOL IN DESIGNER WHITE**

- Upholstered Back**
- Pneumatic
- Swivel
- Synchro-tilt
- Tilt Tension
- Tilt Lock

**DIMENSIONS**

- Seat Depth: 19¼
- Seat Width: 19
- Back Width: 18¼
- Back Height: 22½
- Arm Width: 17½-20
- Cube: 7.6
- Weight Rating: 300 lbs.

**FABRIC PRICE CODES**

- |   |       |    |       |
|---|-------|----|-------|
| 1 | \$566 | 8  | \$635 |
| 2 | \$578 | 9  | \$644 |
| 3 | \$590 | 10 | \$653 |
| 4 | \$599 | 11 | \$662 |
| 5 | \$608 | 12 | \$671 |
| 6 | \$617 | L  | \$666 |
| 7 | \$626 |    |       |

**OPEN MARKET**

NOTES: Please reference pages 250-251 for additional specifications and mechanism information.

**HON Recommendation: HSLVSMU.Y1.A.H.OS.COMF10.COMP10.NL.SB.T - List Price \$661**

**HOW TO SPECIFY**


Select Model Number	Select Control Type	Select Arm Type	Select Caster/Glide	Select Back Color	Select Back Fabric	Select Seat Fabric	Select Lumbar	Select Base	Select Frame
	<b>Y0</b> Synchro-Tilt <b>Y1</b> Synchro-Tilt w/ Seat Slider (+\$20)	<b>HSLVSMU Options</b> <b>N</b> Armless <b>F</b> Fixed Arms (+\$65) <b>A</b> Height and Width Adjustable Arms (+\$75) <b>V</b> All-Adjustable Arms (includes pivot) (+\$115)	<b>H</b> Hard Caster <b>S</b> Soft Caster (+\$30) <b>G</b> Bell Glide (+\$25) <b>R</b> Roll Control Caster (+\$50)	<b>OS</b> Charcoal <b>TI</b> Titanium <b>DW</b> Designer White	<b>COMF46</b> Bittersweet <b>COMF10</b> Ink <b>COMF82</b> Meadow <b>COMF90</b> Midnight <b>COMF22</b> Putty <b>COMF19</b> Sterling	See page 251	<b>NL</b> No Lumbar <b>BL</b> Black Adjustable Lumbar (+\$30) <b>BY</b> Bullseye Adjustable Lumbar (+\$30) <b>DW</b> Designer White Adjustable Lumbar (+\$30) <b>KT</b> Krypton Adjustable Lumbar (+\$30) <b>MR</b> Ember Adjustable Lumbar (+\$30) <b>RE</b> Regatta Adjustable Lumbar (+\$30) <b>TL</b> Titanium Adjustable Lumbar (+\$30)	<b>SB</b> Standard Base	<b>HSLVSMU Options</b> <b>T</b> Black <b>TI</b> Titanium (+\$35)
		<b>HSLVSMUS Options</b> <b>ADW</b> Height and Width Adjustable Arms (+\$75) <i>Available for model HSLVSMUS only</i>							<b>HSLVSMUS Options</b> <b>DW</b> Designer White (+\$35) <i>Available for model HSLVSMUS only</i>
H S L V S M U	Y 1	A	H	O S	C O M F 1 0	C O M P 1 0	N L	S B	T

## HSLVTMMKD

### MID-BACK TASK

### DIMENSIONS

### FABRIC PRICE CODES



**4-Way Stretch Back**  
Pneumatic  
Swivel  
Synchro-tilt  
Tilt Tension  
Tilt Lock

Seat Depth: 19¼      Arm Width: 17½-20  
Seat Width: 19      Cube: 7.6  
Back Width: 18¼      Weight Rating: 300 lbs.  
Back Height: 22¾

**1 \$424**  
**2 \$436**  
**3 \$448**


NOTES: Please reference pages 250-251 for additional specifications and mechanism information.

## HSLVTMRKD

### MID-BACK TASK

### DIMENSIONS

### FABRIC PRICE CODES



**ReActiv® Back**  
Pneumatic  
Swivel  
Synchro-tilt  
Tilt Tension  
Tilt Lock

Seat Depth: 19¼      Arm Width: 17½-20  
Seat Width: 19      Cube: 7.6  
Back Width: 18¼      Weight Rating: 300 lbs.  
Back Height: 22¾

**1 \$454**  
**2 \$466**  
**3 \$478**

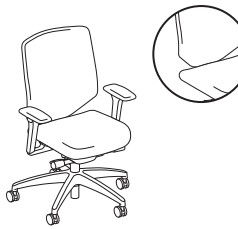
NOTES: Please reference pages 250-251 for additional specifications and mechanism information.

## HSLVTMUKD

### MID-BACK TASK

### DIMENSIONS

### FABRIC PRICE CODES



**Upholstered Back**  
Pneumatic  
Swivel  
Synchro-tilt  
Tilt Tension  
Tilt Lock

Seat Depth: 19¼      Arm Width: 17½-20  
Seat Width: 19      Cube: 7.6  
Back Width: 18¼      Weight Rating: 300 lbs.  
Back Height: 22¾

**1 \$471**  
**2 \$483**  
**3 \$495**

NOTES: Please reference pages 250-251 for additional specifications and mechanism information.

**HON Recommendation: HSLVTMMKD.Y1.A.H.IM.CU\_\_BL.SB.T - List Price \$549**

## HOW TO SPECIFY

Select Model Number	Select Control Type	Select Arm Type	Select Caster	Select Mesh Back	Select Back Color	Select Back Fabric	Select Seat Fabric	Select Lumbar	Select Base	Select Frame
	<b>Y1</b> Synchro-Tilt w/ Seat Slider (+ \$20)	<b>A</b> Height and Width Adjustable Arms (+ \$75)	<b>H</b> Hard Caster	4-Way Stretch options <b>IM</b> Black <i>Specify for model HSLVTMMKD only</i>	<b>OS</b> Charcoal <b>TI</b> Titanium <i>Specify for models HSLVTMRKD and HSLVTMUKD only</i>	<b>COMF46</b> Bittersweet <b>COMF10</b> Ink <b>COMF82</b> Meadow <b>COMF90</b> Midnight <b>COMF22</b> Putty <b>COMF19</b> Sterling <i>Specify for model HSLVTMUKD only</i>	See page 251	<b>NL</b> No Lumbar <b>BL</b> Black Adjustable Lumbar (+ \$30)	<b>SB</b> Standard Base	<b>T</b> Black
HSLVTMMKD	Y1	A	H	IM			CU10	BL	SB	T
HSLVTMRKD	Y1	A	H		OS		CU10	BL	SB	T
HSLVTMUKD	Y1	A	H		OS	COMF46	CU10	BL	SB	T

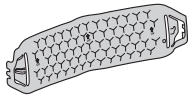


## HSLVLMBR

### LUMBAR PACK

### DIMENSIONS

### LIST PRICE



Ship Weight: 1 **Ⓢ**  
Cube: 0.2

\$32

## HOW TO SPECIFY

Select Model Number

Select Color

- BY** Bullseye Adjustable Lumbar
- DW** Designer White Adjustable Lumbar
- KT** Krypton Adjustable Lumbar
- MR** Ember Adjustable Lumbar
- RE** Regatta Adjustable Lumbar
- T** Black
- TI** Titanium

H S L V L M B R .

T

## HSLVFAP

### FIXED ARM PACK

### DIMENSIONS

### LIST PRICE



Ship Weight: 6 **Ⓢ**  
Cube: 1.0

\$111

## HSLV2DAP

### ADJUSTABLE ARM PACK

### DIMENSIONS

### LIST PRICE



Height and Width

Adjustable Arms Width: 17½-20  
Height from Seat: 7¼-11¼  
Ship Weight: 6 **Ⓢ**  
Cube: 1.0

\$121

## HSLV4DAP

### ALL-ADJUSTABLE ARM PACK

### DIMENSIONS

### LIST PRICE



Including Pivot

Ship Weight: 6 **Ⓢ**  
Cube: 1.0

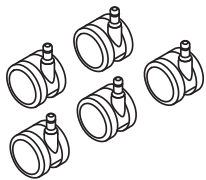
\$163

## HSCASTER

### SET OF 5 SOFT CASTERS

### DIMENSIONS

### LIST PRICE



Size: 60mm  
Ship Weight: 2 **Ⓢ**  
Cube: 0.1

\$30

**!** Available in Black finish only, no specification needed.

## HOW TO SPECIFY

Select Model Number

Select Color

- T** Black
- TI** Titanium
- DW** Designer White (available on HSLV2DAP only)

H S L V 2 D A P .

T



# SOOTHE®



Soothe Guest  
Chairs and Tables.

## SOOTHE®

Soothe offers the comfort and versatility to support a variety of healthcare and waiting environments. This family of patient and guest seats are constructed from durable materials and thoughtfully designed to be easily cleaned. The entire collection maximizes comfort along the patient's journey to recovery, enhances functionality for the caregiver, and creates the versatility required to deliver a higher level of care. Soothe simply helps create happier patients and better caregivers.



## FEATURES

- Select Charcoal Urethane or solid hardwood arms in one of eight finishes.
- Wipeout space at the back of the seat allows for easy maintenance.
- Model HHCP1 has a responsive design back that moves with the patient for added comfort.
- Bench seating is available in two-seat or three-seat options.
- Choose Textured Charcoal or Textured Satin Chrome frame.
- Dual fabric option offers endless color combinations.
- Chairs can be ganged together to create straight rows.
- Warranted for users up to 350 lbs. (Model HHCG50 bariatric chair warranted for 750 lbs.)

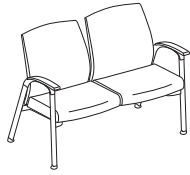
**MODEL OPTIONS**

**HHCG11**  
HHCG11DF - Dual Fabric



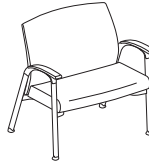
**Guest Chair**

**HHCG21**  
HHCG21DF - Dual Fabric



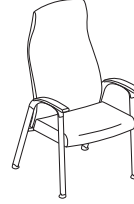
**Two-Seat Chair**

**HHCG50**  
HHCG50DF - Dual Fabric



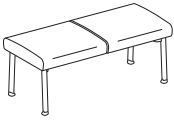
**Bariatric Chair**

**HHCP1**  
HHCP1DF - Dual Fabric



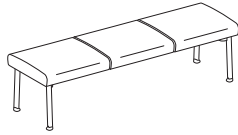
**High-Back Patient Chair**

**HHCGB21**



**Two-Seat Bench**

**HHCGB31**



**Three-Seat Bench**

# SOOTHE<sup>®</sup> Options

FINISH	CODE	DESCRIPTION	PRICE	FRAME	CODE	DESCRIPTION	PRICE
	<b>S</b>	Charcoal Urethane	<b>+\$0</b>		<b>PR8</b>	Textured Silver	<b>+\$0</b>
	<b>H</b>	Bourbon Cherry	<b>+\$100</b>		<b>P7A</b>	Textured Charcoal	<b>+\$0</b>
	<b>F</b>	Shaker Cherry	<b>+\$100</b>				
	<b>C</b>	Harvest	<b>+\$100</b>				
	<b>D</b>	Natural Maple	<b>+\$100</b>				
	<b>N</b>	Mahogany	<b>+\$100</b>				
	<b>MOCH</b>	Mocha	<b>+\$100</b>				
	<b>COGN</b>	Cognac	<b>+\$100</b>				
	<b>PINC</b>	Pinnacle	<b>+\$100</b>				

## HON BRANDED FABRICS

### GRADE 1

Attire  
Centurion  
Compass  
Contourett Polyurethane  
Dapper  
Hamilton  
Inertia  
Optic

### GRADE 2

Appoint Seating  
Clyde  
Dotty  
Rush  
Seed  
Spin Seating  
Whisper Vinyl

### GRADE 3

In Season  
Purl  
Silvertex™ Vinyl

For a complete list of fabrics, including partnership fabrics, go to [hon.com/fabricsandfinishes](http://hon.com/fabricsandfinishes).

Reference Fabric Color Combinations on pages 20-24 for color codes and legend on page 21 for lead times. For Fire Code and Moisture Barrier model availability and ordering method, refer to pages 28-31. For additional HON to Supply COM fabric grade pricing, go to [honready.hon.com](http://honready.hon.com) and click on the HON to Supply COM link.

⚠ For Fire Code model, availability and ordering method, refer to pages 28-31. Available on select models, contact HON Customer Support for availability.

## DUAL FABRIC COM YARDAGE

Due to fabric pattern nesting and potential reduction of fabric yield, some dual fabric models may require more total yardage than standard models.

	SEAT	BACK
HHCG11DF	1.4 yd	1.5 yd
HHCG21DF	1.7 yd	2.3 yd
HHCG50DF	1.4 yd	2.3 yd
HHCP1DF	1.4 yd	1.9 yd

# SOOTHE<sup>®</sup>

## Table Finish Options

### AVAILABLE FINISHES

Soothe<sup>®</sup> Tables are available in 11 laminate colors. Each laminate has a specific selection of edges available.

LAMINATE TOP COLORS	EDGE BAND COLORS
Designer White (LDW1)	Designer White (DW)
Charcoal (S)	Charcoal (S)
Silver Mesh (B9)	Loft (LOFT)
Bourbon Cherry (H)	Bourbon Cherry (H), Muslin (T), White (WHIT)
Mahogany (N)	Mahogany (N), Loft (LOFT), Shadow (SHDW)
Natural Maple (D)	Natural Maple (D), Muslin (T), White (WHIT), Loft (LOFT)
Shaker Cherry (F)	Shaker Cherry (F), Muslin (T), White (WHIT), Loft (LOFT), Shadow (SHDW)
Harvest (C)	Harvest (C), Muslin (T), White (WHIT), Loft (LOFT)
Cognac (COGN)	Cognac (COGN), Muslin (T), White (WHIT)
Mocha (MOCH)	Mocha (MOCH), Muslin (T), White (WHIT), Loft (LOFT), Shadow (SHDW)
Pinnacle (PINC)	Pinnacle (PINC), Muslin (T), White (WHIT), Loft (LOFT), Shadow (SHDW)

# SOOTHE®



Icon Legend on page 17

## HHCG11

### GUEST CHAIR



### DIMENSIONS

Depth:	27	Arm Width:	20½
Width:	25½	Seat to Floor Height:	18⅝
Height:	35	Usable Seat Depth:	18
Seat Depth:	18	Ship Weight:	55
Seat Width:	21½	Cube:	14.9
Back Width:	21	COM:	2.0
Back Height:	20½	Weight Rating:	350 lbs.

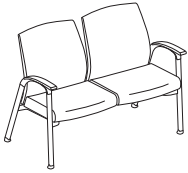
### FABRIC PRICE CODES

1	\$994	8	\$1270
2	\$994	9	\$1306
3	\$1090	10	\$1342
4	\$1126	11	\$1378
5	\$1162	12	\$1414
6	\$1198	L	—
7	\$1234		

## HHCG21

### TWO-SEAT CHAIR

Outside Arms



### DIMENSIONS

Depth:	27	Arm Width:	42¾
Width:	48	Seat to Floor Height:	18⅝
Height:	35	Usable Seat Depth:	18
Each Seat Depth:	18	Ship Weight:	109
Each Seat Width:	21½	Cube:	33.8
Each Back Width:	21	COM:	3.4
Each Back Height:	20¼	Weight Rating:	350 lbs.

### FABRIC PRICE CODES

1	\$1645	8	\$2128
2	\$1729	9	\$2191
3	\$1813	10	\$2254
4	\$1876	11	\$2317
5	\$1939	12	\$2380
6	\$2002	L	—
7	\$2065		

## HHCG50

### BARIATRIC CHAIR



### DIMENSIONS

Depth:	26	Arm Width:	29½
Width:	34½	Seat to Floor Height:	18⅝
Height:	35	Usable Seat Depth:	18
Seat Depth:	18	Ship Weight:	80
Seat Width:	30½	Cube:	25.1
Back Width:	30	COM:	3.0
Back Height:	20½	Weight Rating:	750 lbs.

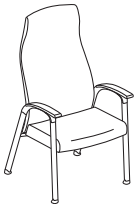
### FABRIC PRICE CODES

1	\$1249	8	\$1732
2	\$1333	9	\$1795
3	\$1417	10	\$1858
4	\$1480	11	\$1921
5	\$1543	12	\$1984
6	\$1606	L	—
7	\$1669		

! HHCG50 is a Single Seat Bariatric chair warranted to 750 lbs.

## HHCP1

### HIGH-BACK PATIENT CHAIR



### DIMENSIONS

Depth:	27	Arm Width:	20½
Width:	25½	Seat to Floor Height:	18⅝
Height:	46½	Usable Seat Depth:	18
Seat Depth:	18	Ship Weight:	61
Seat Width:	21½	Cube:	19.1
Back Width:	21	COM:	2.4
Back Height:	32	Weight Rating:	350 lbs.

### FABRIC PRICE CODES

1	\$1108	8	\$1591
2	\$1192	9	\$1654
3	\$1276	10	\$1717
4	\$1339	11	\$1780
5	\$1402	12	\$1843
6	\$1465	L	—
7	\$1528		

OPEN MARKET

## HOW TO SPECIFY

<p><b>Select Model Number</b></p> <p>HHCG11</p>	<p><b>Select Finish</b></p> <p>S Charcoal Urethane                  H Bourbon Cherry (+ \$100)                  F Shaker Cherry (+ \$100)                  C Harvest (+ \$100)                  D Natural Maple (+ \$100)                  N Mahogany (+ \$100)                  MOCH Mocha (+ \$100)                  COGN Cognac (+ \$100)                  PINC Pinnacle (+ \$100)</p> <p>S</p>	<p><b>Select Fabric</b></p> <p>See page 262</p> <p>A190</p>	<p><b>Select Frame</b></p> <p>PR8 Textured Silver                  P7A Textured Charcoal</p> <p>PR8</p>
---	--	---	---



# SOOTHE® Dual Fabric

## HHCG11DF



### GUEST CHAIR

Dual Fabric

### DIMENSIONS

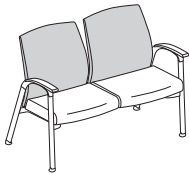
Depth:	27	Arm Width:	20½
Width:	25½	Seat to Floor Height:	18⅞
Height:	35	Usable Seat Depth:	18
Seat Depth:	18	Ship Weight:	55
Seat Width:	21½	Cube:	14.9
Back Width:	21	COM:	See page 262
Back Height:	20½	Weight Rating:	350 lbs.

### FABRIC PRICE CODES

<b>1</b>	<b>\$1073</b>	
<i>Add to Base Price Above</i>		
	<b>Back</b>	<b>Seat</b>
<b>2</b>	<b>\$24</b>	<b>\$24</b>
<b>3</b>	<b>\$48</b>	<b>\$48</b>
<b>4</b>	<b>\$66</b>	<b>\$66</b>
<b>5</b>	<b>\$84</b>	<b>\$84</b>
<b>6</b>	<b>\$102</b>	<b>\$102</b>
<b>7</b>	<b>\$120</b>	<b>\$120</b>
<b>8</b>	<b>\$138</b>	<b>\$138</b>
<b>9</b>	<b>\$156</b>	<b>\$156</b>
<b>10</b>	<b>\$174</b>	<b>\$174</b>
<b>11</b>	<b>\$192</b>	<b>\$192</b>
<b>12</b>	<b>\$210</b>	<b>\$210</b>

NOTES: For dual fabric models, start with the base price, then add the additional amount for the back and seat from the corresponding matrix to determine final price. Choose any combination of fabric grades for back and seat. See examples below:  
HHCG11DF base price (\$1073) + Grade 2 back fabric (add \$24) + Grade 4 seat fabric (add \$66) = Total \$1163 List

## HHCG21DF



### TWO-SEAT CHAIR

Dual Fabric  
Outside Arms

### DIMENSIONS

Depth:	27	Arm Width:	42¾
Width:	48	Seat to Floor Height:	18⅞
Height:	35	Usable Seat Depth:	18
Each Seat Depth:	18	Ship Weight:	109
Each Seat Width:	21½	Cube:	33.8
Each Back Width:	21	COM:	See page 262
Each Back Height:	20¼	Weight Rating:	350 lbs.

### FABRIC PRICE CODES

<b>1</b>	<b>\$1722</b>	
<i>Add to Base Price Above</i>		
	<b>Back</b>	<b>Seat</b>
<b>2</b>	<b>\$48</b>	<b>\$36</b>
<b>3</b>	<b>\$96</b>	<b>\$72</b>
<b>4</b>	<b>\$132</b>	<b>\$99</b>
<b>5</b>	<b>\$168</b>	<b>\$126</b>
<b>6</b>	<b>\$203</b>	<b>\$154</b>
<b>7</b>	<b>\$239</b>	<b>\$181</b>
<b>8</b>	<b>\$275</b>	<b>\$208</b>
<b>9</b>	<b>\$311</b>	<b>\$235</b>
<b>10</b>	<b>\$347</b>	<b>\$262</b>
<b>11</b>	<b>\$383</b>	<b>\$289</b>
<b>12</b>	<b>\$419</b>	<b>\$316</b>

NOTES: For dual fabric models, start with the base price, then add the additional amount for the back and seat from the corresponding matrix to determine final price. Choose any combination of fabric grades for back and seat. See examples below:  
HHCG21DF base price (\$1722) + Grade 2 back fabric (add \$48) + Grade 4 seat fabric (add \$99) = Total \$1869 List

## HOW TO SPECIFY

Select Model Number	Select Finish	Select Back Fabric	Select Seat Fabric	Select Frame
	<b>S</b> Charcoal Urethane <b>H</b> Bourbon Cherry (+ \$100) <b>F</b> Shaker Cherry (+ \$100) <b>C</b> Harvest (+ \$100) <b>D</b> Natural Maple (+ \$100) <b>N</b> Mahogany (+ \$100) <b>MOCH</b> Mocha (+ \$100) <b>COGN</b> Cognac (+ \$100) <b>PINC</b> Pinnacle (+ \$100)	See page 262	See page 262	<b>PR8</b> Textured Silver <b>P7A</b> Textured Charcoal
HHCG11DF	S	A190	RS14	PR8

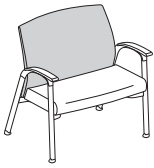
# SOOTHE<sup>®</sup> Dual Fabric

GSA SIN AS NOTED



Icon Legend on page 17

## HHCG50DF



SIN 711-17

### BARIATRIC CHAIR

Dual Fabric

### DIMENSIONS

Depth:	26	Arm Width:	29½
Width:	34½	Seat to Floor Height:	18⅝
Height:	35	Usable Seat Depth:	18
Seat Depth:	18	Ship Weight:	80
Seat Width:	30½	Cube:	25.1
Back Width:	30	COM:	See page 262
Back Height:	20½	Weight Rating:	750 lbs.

### FABRIC PRICE CODES

1 \$1327

Add to Base Price Above

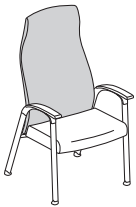
	Back	Seat
2	\$48	\$36
3	\$96	\$72
4	\$132	\$99
5	\$168	\$126
6	\$203	\$154
7	\$239	\$181
8	\$275	\$208
9	\$311	\$235
10	\$347	\$262
11	\$383	\$289
12	\$419	\$316

NOTES: For dual fabric models, start with the base price, then add the additional amount for the back and seat from the corresponding matrix to determine final price. Choose any combination of fabric grades for back and seat. See examples below:

HHCG50DF base price (\$1327) + Grade 2 back fabric (add \$48) + Grade 4 seat fabric (add \$99) = Total \$1474 List

! HHCG50DF is a Single Seat Bariatric chair warranted to 750 lbs.

## HHCP1DF



OPEN MARKET

### HIGH-BACK PATIENT CHAIR

Dual Fabric

### DIMENSIONS

Depth:	27	Arm Width:	20½
Width:	25½	Seat to Floor Height:	18⅝
Height:	46½	Usable Seat Depth:	18
Seat Depth:	18	Ship Weight:	61
Seat Width:	21½	Cube:	19.1
Back Width:	21	COM:	See page 262
Back Height:	32	Weight Rating:	350 lbs.

### FABRIC PRICE CODES

1 \$1185

Add to Base Price Above

	Back	Seat
2	\$60	\$24
3	\$119	\$49
4	\$164	\$67
5	\$209	\$85
6	\$253	\$104
7	\$298	\$122
8	\$343	\$140
9	\$388	\$158
10	\$432	\$177
11	\$477	\$195
12	\$522	\$213

NOTES: For dual fabric models, start with the base price, then add the additional amount for the back and seat from the corresponding matrix to determine final price. Choose any combination of fabric grades for back and seat. See examples below:

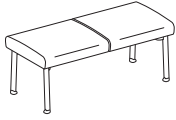
HHCP1DF base price (\$1185) + Grade 2 back fabric (add \$60) + Grade 4 seat fabric (add \$67) = Total \$1312 List

## HOW TO SPECIFY

<p><b>Select Model Number</b></p>	<p><b>Select Finish</b></p> <p><b>S</b> Charcoal Urethane  <b>H</b> Bourbon Cherry (+ \$100)  <b>F</b> Shaker Cherry (+ \$100)  <b>C</b> Harvest (+ \$100)  <b>D</b> Natural Maple (+ \$100)  <b>N</b> Mahogany (+ \$100)  <b>MOCH</b> Mocha (+ \$100)  <b>COGN</b> Cognac (+ \$100)  <b>PINC</b> Pinnacle (+ \$100)</p>	<p><b>Select Back Fabric</b></p> <p>See page 262</p>	<p><b>Select Seat Fabric</b></p> <p>See page 262</p>	<p><b>Select Frame</b></p> <p><b>PR8</b> Textured Silver  <b>P7A</b> Textured Charcoal</p>
<p>HHCG50DF .</p>	<p>S .</p>	<p>A190 .</p>	<p>RS14 .</p>	<p>PR8</p>



## HHCGB21



### TWO-SEAT BENCH

### DIMENSIONS

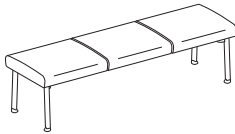
Depth:	20½	Seat to Floor Height:	17¾
Width:	44	Usable Seat Depth:	17¼
Height:	18¾	Ship Weight:	55
Seat Width:	22	Cube:	18.4
		COM:	1.9
		Weight Rating:	350 lbs.

### FABRIC PRICE CODES

1	\$1192	8	\$1399
2	\$1228	9	\$1426
3	\$1264	10	\$1453
4	\$1291	11	\$1480
5	\$1318	12	\$1507
6	\$1345	L	—
7	\$1372		

ⓘ Benches cannot be ganged.

## HHCGB31



### THREE-SEAT BENCH

### DIMENSIONS

Depth:	20½	Seat to Floor Height:	17¾
Width:	66	Usable Seat Depth:	17¼
Height:	18¾	Ship Weight:	69
Seat Width:	22	Cube:	25.7
		COM:	2.6
		Weight Rating:	350 lbs.

### FABRIC PRICE CODES

1	\$1534	8	\$1741
2	\$1570	9	\$1768
3	\$1606	10	\$1795
4	\$1633	11	\$1822
5	\$1660	12	\$1849
6	\$1687	L	—
7	\$1714		

ⓘ Benches cannot be ganged.

## HOW TO SPECIFY

Select  
Model Number

H H C G B 2 1 .

Select  
Fabric

See page 262

R S 1 4 .

Select  
Frame

PR8 Textured Silver  
P7A Textured Charcoal

P R 8





## HHCTS



### IN-LINE TABLE TOP

### DIMENSIONS

Depth:	22	Ship Weight:	8
Width:	16	Cube:	1.7
Height:	1½		

### LIST PRICE

**\$336**

NOTES: Can be ganged between two chairs or freestanding.

## HHCTC



### 90-DEGREE RADIUS CORNER TABLE TOP

### DIMENSIONS

Depth:	29	Ship Weight:	15
Width:	29	Cube:	2.4
Height:	1½		

### LIST PRICE

**\$420**

! Freestanding only.

## HHCTRL



### RECTANGLE TABLE TOP

### DIMENSIONS

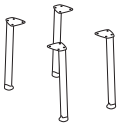
Depth:	22	Ship Weight:	20
Width:	40	Cube:	2.7
Height:	1½		

### LIST PRICE

**\$560**

! Freestanding only.

## HHCTL4



### TABLE LEGS

Set of 4

### DIMENSIONS

Ship Weight:	8
Cube:	0.4

### LIST PRICE

**\$225**

NOTES: Can be attached to any of the table tops above to create a freestanding table.

## HOW TO SPECIFY

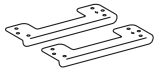
<p>Select Model Number</p> <p>HHCTS.</p>	<p>Select Laminate and Edge</p> <p>See page 263</p> <p>DWHIT</p>
--	--

## HOW TO SPECIFY

<p>Select Model Number</p> <p>HHCTL4.</p>	<p>Select Paint Color</p> <p>PR8 Textured Silver P7A Textured Charcoal</p> <p>PR8</p>
---	---



## HHCGBRCH



### GANGING BRACKET

### DIMENSIONS

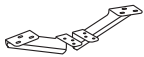
Ship Weight: 2  
Cube: 0.2

### LIST PRICE

**\$75**

NOTES: For chair to chair connection. Does not connect a bench to other type of seating. Ganging brackets can be used with the seating models on pages 264-266. Bench models do not gang. Brackets are Charcoal only.

## HHCGBR



### GANGING BRACKET

### DIMENSIONS

Ship Weight: 5  
Cube: 0.2

### LIST PRICE

**\$103**

NOTES: For chair to table connection. Ganging brackets can be used with the seating models on pages 264-266. Bench models do not gang. Brackets are Charcoal only.

## HOW TO SPECIFY

Select  
Model Number

HHCGBRCH

# TILT™ Active Seating

OPEN MARKET



Icon Legend on page 17

## HVL951



### MID-BACK

360° Motion  
Pneumatic  
Swivel  
Tilt  
Functions: **A, E, F, K, L**  
(Function Key on pages 18-19)

### DIMENSIONS

Depth:	25 <sup>3</sup> / <sub>8</sub>	Seat to Floor Height:	17 <sup>7</sup> / <sub>8</sub> -21 <sup>1</sup> / <sub>2</sub>
Width:	26 <sup>1</sup> / <sub>4</sub>	Usable Seat Depth:	18 <sup>1</sup> / <sub>8</sub>
Height:	39 <sup>3</sup> / <sub>4</sub>	Ship Weight:	36 <b>Ⓢ</b>
Seat Depth:	18 <sup>7</sup> / <sub>8</sub>	Cube:	5.3
Seat Width:	19 <sup>1</sup> / <sub>8</sub>	Weight Rating:	250 lbs.
Back Width:	18 <sup>1</sup> / <sub>4</sub>		

### PRICE CODE

**Fabric**                      **\$494**

NOTES: Model HVL951 is a mesh-back task chair with an active pivoting 5-star base. Armless. Chrome base cap. Black frame. **HON 5-Year Limited Warranty.**

**HON Recommendation: HVL951.ES10.T - List Price \$494**

## HOW TO SPECIFY

<p>Select Model Number</p> <p>H V L 9 5 1 .</p>	<p>Select Fabric</p> <p>ES10 Black</p> <p>E S 1 0 .</p>	<p>Select Frame</p> <p>T Black</p> <p>T</p>
---	---	---



# TOPFLIGHT™ Wood Seating

## HVL844



### HIGH-BACK

Pneumatic  
Swivel  
Tilt  
Tilt Tension  
Tilt Lock  
Fixed Padded Wood Arms and Base

Functions: **A, E, F, K, L**  
(Function Key on pages 18-19)

### DIMENSIONS

Depth:	30	Arm Width:	20¼
Width:	28	Seat to Floor Height:	17 <sup>3</sup> / <sub>16</sub> -21 <sup>1</sup> / <sub>16</sub>
Height:	47 <sup>5</sup> / <sub>16</sub>	Usable Seat Depth:	17½
Seat Depth:	18½	Ship Weight:	58 <b>Ⓢ</b>
Seat Width:	20½	Cube:	6.4
Back Width:	20½	Weight Rating:	250 lbs.
Back Height:	27½		

### PRICE CODE

**Leather \$592**

NOTES: Wood accents available in Mahogany. High-back design. SofThread™ Leather. Tailored padded back design provides strong lumbar support. Fixed padded loop arms. Use with coordinated Guest Chair models HVL852 and HVL853 shown below. **HON 5-Year Limited Warranty.**

**HON Recommendation: HVL844.N.SB11 - List Price \$592**

## HVL852



### GUEST CHAIR

Leg Base  
Arms  
Upholstered Back  
Wood Frame

### DIMENSIONS

Depth:	22	Arm Width:	20
Width:	22½	Seat to Floor Height:	18½
Height:	31	Usable Seat Depth:	17
Seat Depth:	17	Ship Weight:	26 <b>Ⓢ</b>
Seat Width:	20	Cube:	3.4
Back Width:	20	Weight Rating:	250 lbs.
Back Height:	13		

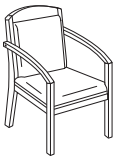
### PRICE CODE

**Leather \$371**

NOTES: Wood frames available in Mahogany. Black SofThread™ Leather inset in back and on seat. Black SofThread™ Leather. Easier assembly – seat now attached to frame. Use with coordinating Executive model HVL844 shown above. **HON 5-Year Limited Warranty.**

**HON Recommendation: HVL852.N.SB11 - List Price \$371**

## HVL853



### GUEST CHAIR

Leg Base  
Arms  
Upholstered Back  
Wood Frame

### DIMENSIONS

Depth:	23¼	Arm Width:	20¼
Width:	23⅝	Seat to Floor Height:	19½
Height:	36⅝	Usable Seat Depth:	18¼
Seat Depth:	18¼	Ship Weight:	35 <b>Ⓢ</b>
Seat Width:	22	Cube:	6.9
Back Width:	18½	Weight Rating:	250 lbs.
Back Height:	15¼		

### PRICE CODE

**Leather \$450**

NOTES: Wood frames available in Mahogany. Black SofThread™ Leather on fully-upholstered back panel and on seat. High-back design. Use with coordinating Executive model HVL844 shown above. **HON 5-Year Limited Warranty.**

**HON Recommendation: HVL853.N.SB11 - List Price \$450**

## HOW TO SPECIFY

Select Model Number

H V L 8 4 4 .

Select Wood Finish

N Mahogany

N .

Select Fabric

SB11 Black SofThread™ Leather

S B 1 1

# TORCH™ Mesh Chairs

OPEN MARKET



Icon Legend on page 17

## HVL511



### MID-BACK

Pneumatic  
Swivel  
Tilt  
Tilt Tension  
Tilt Lock  
Fixed Arms

Functions: **A, E, F, K, L**  
(Function Key on pages 18-19)

### DIMENSIONS

Depth:	26	Arm Width:	18¾
Width:	26	Seat to Floor Height:	16⅞-20⅝
Height:	40½	Usable Seat Depth:	18¾
Seat Depth:	18¼	Ship Weight:	30 <b>Ⓢ</b>
Seat Width:	19½	Cube:	3.8
Back Width:	17¾	Weight Rating:	250 lbs.
Back Height:	21¾		

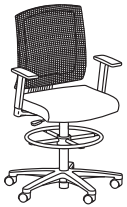
### PRICE CODE

**Fabric**                      **\$248**

NOTES: Mid-back Mesh chair. Comfortable and breathable mesh back. Black fabric seat. Black frame. Fixed arms. **HON 5-Year Limited Warranty.**

**HON Recommendation: HVL511.LH10 - List Price \$248**

## HVL515



### TASK STOOL

Pneumatic  
Swivel  
Fixed Arms

Functions: **A, E**  
(Function Key on pages 18-19)

### DIMENSIONS

Depth:	26	Arm Width:	18¾
Width:	26	Seat to Floor Height:	23⅞-33
Height:	52	Usable Seat Depth:	18¾
Seat Depth:	18¼	Ship Weight:	38 <b>Ⓢ</b>
Seat Width:	19½	Cube:	4.6
Back Width:	17¾	Weight Rating:	250 lbs.
Back Height:	21¾		

### PRICE CODE

**Fabric**                      **\$345**

NOTES: Comfortable and breathable mesh back. Black fabric seat. Fixed arms. **HON 5-Year Limited Warranty.**

**HON Recommendation: HVL515.LH10 - List Price \$345**

## HOW TO SPECIFY

<p><b>Select Model Number</b></p>	<p><b>Select Fabric</b></p> <p>LH10 Black Fabric</p>
<p>H V L 5 1 1 .</p>	<p>L H 1 0</p>



# TRACTION™ Executive Chairs

## HVL103



### HIGH-BACK

Pneumatic  
Swivel  
Tilt  
Tilt Tension  
Tilt Lock  
Fixed Padded Arms

Functions: **A, E, F, K, L**  
(Function Key on pages 18-19)

### DIMENSIONS

Depth:	28 <sup>3</sup> / <sub>4</sub>	Arm Width:	18 <sup>7</sup> / <sub>8</sub>
Width:	26 <sup>3</sup> / <sub>4</sub>	Seat to Floor Height:	17 <sup>1</sup> / <sub>4</sub> -21
Height:	42 <sup>1</sup> / <sub>2</sub>	Usable Seat Depth:	18 <sup>1</sup> / <sub>4</sub>
Seat Depth:	18 <sup>1</sup> / <sub>4</sub>	Ship Weight:	36.0 <b>Ⓢ</b>
Seat Width:	19 <sup>1</sup> / <sub>2</sub>	Cube:	4.1
Back Width:	19 <sup>1</sup> / <sub>2</sub>	Weight Rating:	250 lbs.
Back Height:	24 <sup>7</sup> / <sub>8</sub>		

### PRICE CODE

**Leather \$382**

NOTES: Black SofThread™ Leather. Red SofThread™ and White SofThread™ Leather options. Polished base. Fixed, padded arms. **HON 5-Year Limited Warranty.**

**HON Recommendation: HVL103.SB11 - List Price \$382**

## HVL102



### HIGH-BACK MODERN GUEST CHAIR

Padded Arms  
Cantilever Base

### DIMENSIONS

Depth:	27 <sup>11</sup> / <sub>64</sub>	Arm Width:	18 <sup>45</sup> / <sub>64</sub>
Width:	20 <sup>5</sup> / <sub>64</sub>	Seat to Floor Height:	18 <sup>29</sup> / <sub>32</sub>
Height:	39 <sup>3</sup> / <sub>8</sub>	Usable Seat Depth:	18 <sup>7</sup> / <sub>64</sub>
Seat Depth:	18 <sup>7</sup> / <sub>64</sub>	Ship Weight:	36.8 <b>Ⓢ</b>
Seat Width:	19 <sup>11</sup> / <sub>16</sub>	Cube:	4.4
Back Width:	18 <sup>29</sup> / <sub>32</sub>	Weight Rating:	250 lbs.
Back Height:	24 <sup>39</sup> / <sub>64</sub>		

### PRICE CODE

**Leather \$279**

NOTES: Black SofThread™ Leather. Polished, cantilever base. Polished, padded arms. **HON 5-Year Limited Warranty.**

**HON Recommendation: HVL102.SB11 - List Price \$279**

## HOW TO SPECIFY

### Select Model Number

### Select Fabric

- SB11** Black SofThread™ Leather  
*Specify for models HVL102 and HVL103 only*
- SB06** White SofThread™ Leather  
*Specify for model HVL103 only*
- SB42** Red SofThread™ Leather  
*Specify for model HVL103 only*

H V L 1 0 3 .

S B 1 1



# VALIDATE™

## HVL604



### HIGH-BACK

Pneumatic  
Swivel  
Tilt  
Tilt Tension  
Tilt Lock  
Fixed Arms

Functions: **A, E, F, K, L, T**  
(Function Key on pages 18-19)

### DIMENSIONS

Depth:	26½	Arm Width:	20½
Width:	25	Seat to Floor Height:	16¼-20¾
Height:	46½	Usable Seat Depth:	18¾
Seat Depth:	18¼	Ship Weight:	40 <b>Ⓢ</b>
Seat Width:	19¾	Cube:	4.1
Back Width:	20	Weight Rating:	250 lbs.
Back Height:	26½		

### PRICE CODE

**Leather** **\$246**

NOTES: Available in Black SofThread™ Leather SB11. High-back Executive Chair. Black frame. Fixed, tapered loop arms. Coordinating guest chair HVL605. **HON 5-Year Limited Warranty.**

**!** Available in Black SofThread™ Leather SB11 only.

**HON Recommendation: HVL604.SB11 - List Price \$246**

## HVL605



### GUEST CHAIR

Leg Base  
Arms  
Stacks up to Four High

### DIMENSIONS

Depth:	24	Arm Width:	19½
Width:	23½	Seat to Floor Height:	18½
Height:	34½	Usable Seat Depth:	17½
Seat Depth:	17½	Ship Weight:	22.2 <b>Ⓢ</b>
Seat Width:	18½	Cube:	3.0
Back Width:	18½	Weight Rating:	250 lbs.
Back Height:	17¾		

### PRICE CODE

**Leather** **\$235**

NOTES: Validate™ HVL605 Guest Chair. Waterfall seat edge. Wall-saver design. Fixed arms. Stackable up to 4-high. Contemporary rectilinear steel frame in Matte Black. Use with coordinating Executive Chair model HVL604. **HON 5-Year Limited Warranty.**

**HON Recommendation: HVL605.SB11 - List Price \$235**

## HVL685



### HIGH-BACK

Pneumatic  
Swivel  
Tilt Tension  
Tilt Lock  
Fixed Padded Arms

Functions: **A, E, K, L**  
(Function Key on pages 18-19)

### DIMENSIONS

Depth:	32	Back Height:	28½
Width:	27½	Seat to Floor Height:	20-23
Height:	45	Usable Seat Depth:	20
Seat Depth:	20	Ship Weight:	67 <b>Ⓢ</b>
Seat Width:	22¼	Cube:	9.5
Back Width:	21	Weight Rating:	450 lbs.

### PRICE CODE

**Leather** **\$790**

NOTES: Large scale model HVL685 will support up to 450 lbs with normal use. Available in Black SofThread™ Leather SB11. **HON 5-Year Limited Warranty.**

**HON Recommendation: HVL685.SB11 - List Price \$790**

## HOW TO SPECIFY

Select  
Model Number

H V L 6 0 4 .

Select  
Fabric

SB11 Black SofThread™ Leather

S B 1 1



**HVL205**



**LOW-BACK**

Pneumatic  
Swivel  
Tilt  
Tilt Tension  
Tilt Lock

**DIMENSIONS**

Depth:	23	Back Height:	18
Width:	23	Seat to Floor Height:	15¼-19¼
Height:	39½	Usable Seat Depth:	18
Seat Depth:	18	Ship Weight:	29 <b>Ⓢ</b>
Seat Width:	19	Cube:	3.2
Back Width:	18	Weight Rating:	250 lbs.

**PRICE CODE**

**Mesh \$213**

NOTES: Comfortable and breathable mesh back. Black sandwich mesh seat. Black frame. **HON 5-Year Limited Warranty.**  
**HON Recommendation: HVL205.MM10.T - List Price \$213**

**HVL210**



**TASK LOW-BACK**

Pneumatic  
Swivel  
Tilt  
Tilt Tension  
Tilt Lock  
Functions: **A, E, F, K, L**  
(Function Key on pages 18-19)

**DIMENSIONS**

Depth:	33½	Back Height:	20¼
Width:	24½	Seat to Floor Height:	17-20½
Height:	38¼	Usable Seat Depth:	17¾
Seat Depth:	17¾	Ship Weight:	31 <b>Ⓢ</b>
Seat Width:	19¾	Cube:	3.6
Back Width:	19¾	Weight Rating:	250 lbs.

**PRICE CODE**

**Sandwich Mesh \$202**

NOTES: Black sandwich mesh. Sturdy textured black frame. HVL995 optional arm pack available. **HON 5-Year Limited Warranty.**  
**HON Recommendation: HVL210.MM10 - List Price \$202**

**HVL215**



**TASK STOOL**

Pneumatic  
Swivel  
Functions: **A, E**  
(Function Key on pages 18-19)

**DIMENSIONS**

Depth:	33½	Back Height:	19
Width:	24½	Seat to Floor Height:	24½-33½
Height:	51⅞	Usable Seat Depth:	17¾
Seat Depth:	17¾	Ship Weight:	37 <b>Ⓢ</b>
Seat Width:	19¾	Cube:	5.7
Back Width:	19¾	Weight Rating:	250 lbs.

**PRICE CODE**

**Sandwich Mesh \$282**

NOTES: Black sandwich mesh. Sturdy textured black frame. HVL995 optional arm pack available. **HON 5-Year Limited Warranty.**  
**HON Recommendation: HVL215.MM10 - List Price \$282**

**HVL995**



**HEIGHT-ADJUSTABLE ARMS**

Functions: **Q**  
(Function Key on pages 18-19)

**DIMENSIONS**

Adjustable Arms Width:	18¾
Height from Seat:	8-11
Ship Weight:	7 <b>Ⓢ</b>
Cube:	0.6

**LIST PRICE**

**\$79**

NOTES: Arm color is black. Height-adjustable. Compatible with HVL205, HVL210, and HVL215. **HON 5-Year Limited Warranty.**  
**HON Recommendation: HVL995 - List Price \$79**

**HOW TO SPECIFY**

<p><b>Select Model Number</b></p> <p>H V L 2 0 5 .</p>	<p><b>Select Fabric</b></p> <p>MM10 Black Sandwich Mesh Fabric</p> <p>M M 1 0 .</p>	<p><b>Select Frame</b></p> <p>T Black Specify frame color for model HVL205 only</p> <p>T</p>
--	---	--



# VERSANT® TANDEM



Versant® Bariatric Seating shown with Laminate End Table.

## VERSANT® TANDEM

Everyone deserves a break from time to time, and a comfy seat in which to enjoy one. Bring stylish support to your welcome areas, public spaces and break rooms with Versant. With a combination of tandem seats and bariatric chairs, it's ideal for both healthcare environments and offices. Arched arms support the upper body and padded seats put people at ease for longer periods of time. Versant brings versatility to every corner of your space.



## FEATURES

- Stylish arched arm offers greater upper body support.
- Seats are removable for easy cleaning and replacement.
- Contrasting covers are available as special order (please contact customer service).
- Solid hardwood in one of eight attractive finishes.
- Available in hundreds of quality HON fabrics.
- Warranted for users up to 350 lbs. (Model HHC50 is warranted for users up to 500 lbs.)

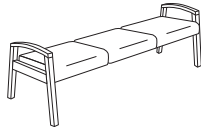
## MODEL OPTIONS

HHB02



**Two-Seat Bench**

HHB03



**Three-Seat Bench**

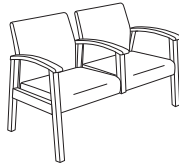
HHCT01



**Single Seat**

Leg Base, Arms

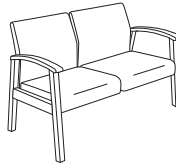
HHCT02



**Two-Seat**

Leg Base, Center Arm, Arms


HHCT12



**Two-Seat**

Leg Base, Arms

HHCB50



**Bariatric Chair**

Leg Base, Arms

# VERSANT® Tandem Options

## AVAILABLE FINISHES

Versant® Tandem Seating is available in 8 wood finishes.

### WOOD FINISHES

Bourbon Cherry (H)

Cognac (COGN)

Harvest (C)

Mahogany (N)

Mocha (MOCH)

Pinnacle (PINC)

Shaker Cherry (F)

## HON BRANDED FABRICS

### GRADE 1

Attire  
Centurion  
Contourett Polyurethane  
Dapper  
Hamilton  
Inertia  
Optic

### GRADE 2


Appoint Seating  
Clyde  
Dotty  
Rush  
Seed  
Spin Seating  
Whisper Vinyl

### GRADE 3

In Season  
Purl  
Silvertex™ Vinyl

**For a complete list of fabrics, including partnership fabrics, go to [hon.com/fabricsandfinishes](http://hon.com/fabricsandfinishes).**

Reference Fabric Color Combinations on pages 20-24 for color codes and legend on page 21 for lead times. Contrasting covers on seat and back are available as special order. Please contact Customer Service. For additional HON to Supply COM fabric grade pricing, go to [honready.hon.com](http://honready.hon.com) and click on the HON to Supply COM link.

 For Fire Code model, availability and ordering method, refer to pages 28-31. Available on select models, contact HON Customer Support for availability.

# Tandem Laminate Occasional Finish Options

## AVAILABLE LAMINATES

Versant® Tandem Laminate Occasional Tables are available in 8 laminates.

### LAMINATES

Bourbon Cherry (H)

Cognac (COGN)

Harvest (C)

Mahogany (N)

Mocha (MOCH)

Pinnacle (PINC)

Shaker Cherry (F)

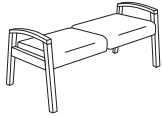
# VERSANT® TANDEM

GSA SIN 711-17



Icon Legend on page 17

## HHB02



### TWO-SEAT BENCH

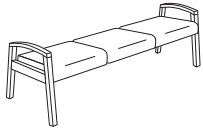
### DIMENSIONS

Depth:	20 <sup>3</sup> / <sub>8</sub>	Seat to Floor Height:	19 <sup>1</sup> / <sub>2</sub>
Width:	45 <sup>1</sup> / <sub>2</sub>	Usable Seat Depth:	19 <sup>3</sup> / <sub>4</sub>
Height:	23	Ship Weight:	62
Each Seat Depth:	20 <sup>3</sup> / <sub>8</sub>	Cube:	16.2
Each Seat Width:	21 <sup>1</sup> / <sub>2</sub>	COM:	2.0
Arm Width:	42 <sup>1</sup> / <sub>2</sub>	Weight Rating:	350 lbs. (per seat)

### FABRIC PRICE CODES

1	\$1584	8	\$1860
2	\$1632	9	\$1896
3	\$1680	10	\$1932
4	\$1716	11	\$1968
5	\$1752	12	\$2004
6	\$1788	L	\$1984
7	\$1824		

## HHB03



### THREE-SEAT BENCH

### DIMENSIONS

Depth:	20 <sup>3</sup> / <sub>8</sub>	Seat to Floor Height:	19 <sup>1</sup> / <sub>2</sub>
Width:	66 <sup>1</sup> / <sub>2</sub>	Usable Seat Depth:	19 <sup>3</sup> / <sub>4</sub>
Height:	23	Ship Weight:	80
Each Seat Depth:	20 <sup>3</sup> / <sub>8</sub>	Cube:	24.5
Each Seat Width:	21 <sup>1</sup> / <sub>2</sub>	COM:	2.5
Arm Width:	63 <sup>1</sup> / <sub>2</sub>	Weight Rating:	350 lbs. (per seat)

### FABRIC PRICE CODES

1	\$2036	8	\$2381
2	\$2096	9	\$2426
3	\$2156	10	\$2471
4	\$2201	11	\$2516
5	\$2246	12	\$2561
6	\$2291	L	\$2536
7	\$2336		

**HON Recommendation: HHB02.MOCH.SX\_\_ - List Price \$1680**

## HOW TO SPECIFY

Select  
Model Number

HHB02

Select  
Finish

See page 278

MOCH

Select  
Seat Fabric

See page 278

SX05



# VERSANT® TANDEM Laminate Occasional Tables

## HHCT048

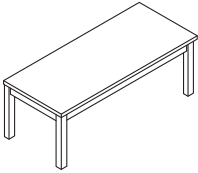
**COFFEE TABLE**

**DIMENSIONS**

Length: 48      Ship Weight: 44 Ⓢ  
 Width: 20      Cube: 3.0  
 Height: 17

**LIST PRICE**

**\$641**



## HHCT024

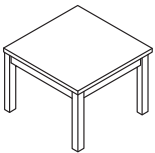
**CORNER TABLE**

**DIMENSIONS**

Length: 24      Ship Weight: 20 Ⓢ  
 Width: 24      Cube: 1.4  
 Height: 17

**LIST PRICE**

**\$537**



## HHCT020

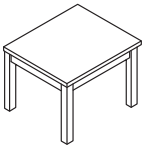
**END TABLE**

**DIMENSIONS**

Length: 24      Ship Weight: 22 Ⓢ  
 Width: 20      Cube: 1.4  
 Height: 17

**LIST PRICE**

**\$504**



**HON Recommendation: HHCT024.MOCH - List Price \$537**

### HOW TO SPECIFY

Select Model Number

HHCT048

Select Laminate

See page 279

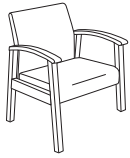
MOCH

# VERSANT® TANDEM



Icon Legend on page 17

## HHCT01



### SINGLE SEAT

Leg Base  
Arms

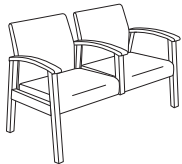
### DIMENSIONS

Depth:	27	Arm Width:	20½
Width:	25	Seat to Floor Height:	18
Height:	34	Usable Seat Depth:	19¼
Seat Depth:	20¼	Ship Weight:	57
Seat Width:	21	Cube:	20.1
Back Width:	21	COM:	2.0
Back Height:	17	Weight Rating:	350 lbs.

### FABRIC PRICE CODES

1	\$1207	8	\$1483
2	\$1255	9	\$1519
3	\$1303	10	\$1555
4	\$1339	11	\$1591
5	\$1375	12	\$1627
6	\$1411	L	\$1607
7	\$1447		

## HHCT02



### TWO-SEAT

Leg Base  
Center Arm  
Arms

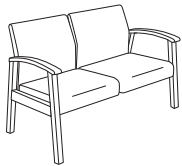
### DIMENSIONS

Depth:	27	Seat to Floor Height:	18
Width:	47½	Usable Seat Depth:	19¼
Height:	34	Ship Weight:	87
Each Seat Depth:	20¼	Cube:	33.7
Each Seat Width:	21	COM:	3.5
Each Back Width:	21	Weight Rating:	350 lbs. (per seat)
Each Back Height:	17		

### FABRIC PRICE CODES

1	\$2109	8	\$2592
2	\$2193	9	\$2655
3	\$2277	10	\$2718
4	\$2340	11	\$2781
5	\$2403	12	\$2844
6	\$2466	L	\$2809
7	\$2529		

## HHCT12



### TWO-SEAT

Leg Base  
Arms

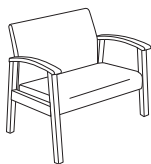
### DIMENSIONS

Depth:	27	Arm Width:	41½
Width:	46	Seat to Floor Height:	18
Height:	34	Usable Seat Depth:	19¼
Each Seat Depth:	20¼	Ship Weight:	87
Each Seat Width:	21	Cube:	33.0
Each Back Width:	21	COM:	3.5
Each Back Height:	17	Weight Rating:	350 lbs. (per seat)

### FABRIC PRICE CODES

1	\$2018	8	\$2501
2	\$2102	9	\$2564
3	\$2186	10	\$2627
4	\$2249	11	\$2690
5	\$2312	12	\$2753
6	\$2375	L	\$2718
7	\$2438		

## HHCB50



### BARIATRIC SINGLE SEAT

Leg Base  
Arms

### DIMENSIONS

Depth:	27	Arm Width:	29
Width:	33½	Seat to Floor Height:	18
Height:	34	Usable Seat Depth:	19¼
Each Seat Depth:	20¼	Ship Weight:	80
Each Seat Width:	30	Cube:	29.0
Each Back Width:	30	COM:	3.0
Each Back Height:	17	Weight Rating:	500 lbs.

### FABRIC PRICE CODES

1	\$1808	8	\$2222
2	\$1880	9	\$2276
3	\$1952	10	\$2330
4	\$2006	11	\$2384
5	\$2060	12	\$2438
6	\$2114	L	\$2408
7	\$2168		

**HON Recommendation: HHCT01.MOCH.SX\_\_ - List Price \$1303**

## HOW TO SPECIFY

Select  
Model Number

HHCT01

Select  
Finish

See page 278

MOCH

Select  
Seat Fabric

See page 278

SX05

# VOLT®



Volt Task Chairs and Stools shown with Voi® Desks.

## VOLT®

Customizable comfort, distinctive styling and an affordable price point make Volt the family of task seating that supports your body and your budget. The stylish V-shaped back design can be specified in fabric, leather or breathable mesh, giving you more control over your look and feel. The personalized controls and generously proportioned seat and back deliver greater comfort, and are designed support to a wider variety of users. Volt delivers the look you desire, the comfort you demand, and the quality you expect. That's the power of practicality.



## FEATURES

- Optional synchro-tilt control provides a smooth, natural recline.
- Optional height-adjustable arms provide a custom fit.
- Optional mesh back offers breathable support.
- Task stools feature an adjustable footring for additional lower body support.
- One-touch seat height adjustment easily moves the seat up and down.
- Tilt tension controls the rate and ease of recline.
- Tilt lock allows the user to lock out the tilt function.
- 360-degree swivel provides freedom of movement in any direction.
- Select models available in hundreds of quality HON fabrics.
- Warranted for users up to 275 lbs.



# VOLT® 5700/5710 Series Options

## MODEL OPTIONS

H5701



**Task Chair**

Pneumatic, Swivel, Tilt, Tilt Tension, Tilt Lock

H5703



**Task Chair**

Pneumatic, Swivel, Synchro-tilt, Tilt Tension, Tilt Lock

H5705



**Task Stool**

Pneumatic, Swivel, Adjustable Footring

H5711



**Task Chair (Mesh Back)**

Pneumatic, Swivel, Tilt, Tilt Tension, Tilt Lock

H5713



**Task Chair (Mesh Back)**

Pneumatic, Swivel, Synchro-tilt, Tilt Tension, Tilt Lock

H5715



**Task Stool (Mesh Back)**

Pneumatic, Swivel, Adjustable Footring

## HON BRANDED FABRICS

**GRADE 1**

Black Fabric  
Crimson Fabric  
Navy Fabric

**GRADE 2**

**GRADE 3**

**For a complete list of fabrics, including partnership fabrics, go to [hon.com/fabricsandfinishes](http://hon.com/fabricsandfinishes).**

\*\*Crimson and Navy only available on select models.

Reference Fabric Color Combinations on pages 20-24 for color codes and legend on page 21 for lead times.

🔥 For Fire Code model, availability and ordering method, refer to pages 28-31. Available on select models, contact HON Customer Support for availability.



Icon Legend on page 17

# VOLT® 5700 Series

## H5701



### TASK CHAIR

Pneumatic  
Swivel  
Tilt  
Tilt Tension  
Tilt Lock  
Functions: **A, E, F, K, L**  
(Function Key on pages 18-19)

### DIMENSIONS

Depth: 25<sup>3</sup>/<sub>4</sub>      Seat to Floor Height: 18-22<sup>1</sup>/<sub>4</sub>  
Width: 26      Usable Seat Depth: 18<sup>3</sup>/<sub>4</sub>  
Height: 40      Ship Weight: 29 **Ⓢ**  
Seat Depth: 18<sup>3</sup>/<sub>4</sub>      Cube: 5.1  
Seat Width: 18<sup>1</sup>/<sub>2</sub>      Weight Rating: 250 lbs.  
Back Width: 17<sup>1</sup>/<sub>4</sub>  
Back Height: 18<sup>3</sup>/<sub>4</sub>

### FABRIC PRICE CODES

**1 \$263 L \$293**

## H5703



### TASK CHAIR

Pneumatic  
Swivel  
Synchro-tilt  
Tilt Tension  
Tilt Lock  
Functions: **A, E, J, K, L**  
(Function Key on pages 18-19)

### DIMENSIONS

Depth: 25<sup>3</sup>/<sub>4</sub>      Seat to Floor Height: 18-22<sup>1</sup>/<sub>4</sub>  
Width: 26      Usable Seat Depth: 18<sup>3</sup>/<sub>4</sub>  
Height: 40      Ship Weight: 29 **Ⓢ**  
Seat Depth: 18<sup>3</sup>/<sub>4</sub>      Cube: 5.1  
Seat Width: 18<sup>1</sup>/<sub>2</sub>      Weight Rating: 250 lbs.  
Back Width: 17<sup>1</sup>/<sub>4</sub>  
Back Height: 18<sup>3</sup>/<sub>4</sub>

### FABRIC PRICE CODES

**1 \$306 L \$336**

## H5705



### TASK STOOL

Pneumatic  
Swivel  
Adjustable Footring  
Functions: **A, E**  
(Function Key on pages 18-19)

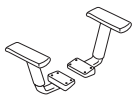
### DIMENSIONS

Depth: 29<sup>1</sup>/<sub>2</sub>      Seat to Floor Height: 22<sup>7</sup>/<sub>8</sub>-32<sup>3</sup>/<sub>8</sub>  
Width: 27      Usable Seat Depth: 18  
Height: 49<sup>7</sup>/<sub>8</sub>      Ship Weight: 36 **Ⓢ**  
Seat Depth: 20      Cube: 6.0  
Seat Width: 19      Weight Rating: 250 lbs.  
Back Width: 16<sup>1</sup>/<sub>2</sub>  
Back Height: 20

### FABRIC PRICE CODES

**1 \$432 L \$462**

## H5795



### HEIGHT-ADJUSTABLE ARMS

Non-upholstered  
Functions: **Q**  
(Function Key on pages 18-19)

### DIMENSIONS

Adjustable Arms Width: 17<sup>3</sup>/<sub>8</sub>  
Height from Seat: 7<sup>5</sup>/<sub>8</sub>-10<sup>5</sup>/<sub>8</sub>  
Ship Weight: 5 **Ⓢ**  
Cube: 0.6

### LIST PRICE

**\$83**

**HON Recommendation: H5703.GA10.T with H5795 Arm Pack - List Price \$389**

## HOW TO SPECIFY

<p>Select Model Number</p> <p><b>H 5 7 0 3</b></p>	<p>Select Fabric</p> <p><b>SB11</b> Black Leather <b>GA10</b> Black <b>GA42</b> Crimson (only available on H5701) <b>GA90</b> Navy (only available on H5701)</p> <p><b>G A 1 0</b></p>	<p>Select Frame</p> <p><b>T</b> Black</p> <p><b>T</b></p>
--	--	---

# VOLT® 5710 Series

OPEN MARKET

ABI

Icon Legend on page 17

## H5711



### TASK CHAIR

**Mesh Back**  
Pneumatic  
Swivel  
Tilt  
Tilt Tension  
Tilt Lock  
Functions: **A, E, F, K, L**  
(Function Key on pages 18-19)

### DIMENSIONS

Depth: 25<sup>3</sup>/<sub>4</sub>      Seat to Floor Height: 18<sup>1</sup>/<sub>4</sub>-22<sup>3</sup>/<sub>8</sub>  
Width: 26      Usable Seat Depth: 18  
Height: 38<sup>3</sup>/<sub>4</sub>      Ship Weight: 29 **Ⓢ**  
Seat Depth: 18<sup>3</sup>/<sub>4</sub>      Cube: 4.8  
Seat Width: 19<sup>1</sup>/<sub>4</sub>      COM: 1.5  
Back Width: 18      Weight Rating: 250 lbs.  
Back Height: 18<sup>3</sup>/<sub>4</sub>

### FABRIC PRICE CODES

**1 \$364      L \$394**

## H5713



### TASK CHAIR

**Mesh Back**  
Pneumatic  
Swivel  
Synchro-tilt  
Tilt Tension  
Tilt Lock  
Functions: **A, E, J, K, L**  
(Function Key on pages 18-19)

### DIMENSIONS

Depth: 25<sup>3</sup>/<sub>4</sub>      Seat to Floor Height: 17<sup>3</sup>/<sub>8</sub>-21<sup>5</sup>/<sub>8</sub>  
Width: 26      Usable Seat Depth: 17<sup>7</sup>/<sub>8</sub>  
Height: 38<sup>1</sup>/<sub>2</sub>      Ship Weight: 32 **Ⓢ**  
Seat Depth: 18<sup>3</sup>/<sub>4</sub>      Cube: 4.8  
Seat Width: 19<sup>1</sup>/<sub>4</sub>      COM: 1.5  
Back Width: 18      Weight Rating: 250 lbs.  
Back Height: 18<sup>3</sup>/<sub>4</sub>

### FABRIC PRICE CODES

**1 \$410      L \$440**

## H5715



### TASK STOOL

**Mesh Back**  
Pneumatic  
Swivel  
Adjustable Footring  
Functions: **A, E**  
(Function Key on pages 18-19)

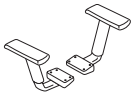
### DIMENSIONS

Depth: 28      Seat to Floor Height: 22<sup>7</sup>/<sub>8</sub>-32<sup>3</sup>/<sub>8</sub>  
Width: 26      Usable Seat Depth: 18  
Height: 49<sup>7</sup>/<sub>8</sub>      Ship Weight: 36 **Ⓢ**  
Seat Depth: 20      Cube: 5.6  
Seat Width: 19      COM: 1.5  
Back Width: 18      Weight Rating: 250 lbs.  
Back Height: 18<sup>1</sup>/<sub>2</sub>

### FABRIC PRICE CODES

**1 \$538      L \$568**

## H5795



### HEIGHT-ADJUSTABLE ARMS

Non-upholstered  
Functions: **Q**  
(Function Key on pages 18-19)

### DIMENSIONS

Adjustable Arms Width: 17<sup>3</sup>/<sub>8</sub>  
Height from Seat: 7<sup>5</sup>/<sub>8</sub>-10<sup>5</sup>/<sub>8</sub>  
Ship Weight: 5 **Ⓢ**  
Cube: 0.6

### LIST PRICE

**\$83**

**HON Recommendation: H5713.GA10.T with H5795 Arm Pack - List Price \$493**

## HOW TO SPECIFY

<p>Select Model Number</p> <p>H 5 7 1 3 .</p>	<p>Select Fabric</p> <p>SB11 Black Leather GA10 Black GA90 Navy (only available on H5711)</p> <p>G A 1 0 .</p>	<p>Select Frame</p> <p>T Black</p> <p>T</p>
---	--	---

# VOLT® 5720/5730 Series Options

## MODEL OPTIONS

H5721



**Task Chair**

Pneumatic, Swivel, Tilt, Tilt Tension, Tilt Lock

H5723



**Task Chair**

Pneumatic, Swivel, Synchro-tilt, Tilt Tension, Tilt Lock

H5725



**Task Stool**

Pneumatic, Swivel, Adjustable Footring

H5731



**Task Chair (Mesh Back)**

Pneumatic, Swivel, Tilt, Tilt Tension, Tilt Lock

H5733



**Task Chair (Mesh Back)**

Pneumatic, Swivel, Synchro-tilt, Tilt Tension, Tilt Lock

H5735



**Task Stool (Mesh Back)**

Pneumatic, Swivel, Adjustable Footring

### CASTERS



CODE	DESCRIPTION	PRICE
<b>H</b>	Hard Caster	<b>+\$0</b>



<b>S</b>	Soft Caster	<b>+\$30</b>
----------	-------------	--------------

### FRAME

CODE	DESCRIPTION	PRICE
<b>T</b>	Black	<b>+\$0</b>

# VOLT®

## 5720/5730 Series Fabric Options

### HON BRANDED FABRICS

#### GRADE 1

Attire  
Centurion  
Compass  
Contourett Polyurethane  
Dapper  
Hamilton  
Inertia  
Optic

#### GRADE 2


Appoint Seating  
Clyde  
Dotty  
Rush  
Seed  
Spin Seating  
Whisper Vinyl

#### GRADE 3

In Season  
Purl  
Silvertex™ Vinyl

**For a complete list of fabrics, including partnership fabrics, go to [hon.com/fabricsandfinishes](http://hon.com/fabricsandfinishes).**

Reference Fabric Color Combinations on pages 20-24 for color codes and legend on page 21 for lead times. For additional HON to Supply COM fabric grade pricing, go to [honready.hon.com](http://honready.hon.com) and click on the HON to Supply COM link.

 For Fire Code model, availability and ordering method, refer to pages 28-31. Available on select models, contact HON Customer Support for availability.



Icon Legend on page 17

# VOLT® 5720 Series

## H5721



### TASK CHAIR

Pneumatic  
Swivel  
Tilt  
Tilt Tension  
Tilt Lock

Functions: **A, E, F, K, L**   
(Function Key on pages 18-19)

### DIMENSIONS

Depth:	25 <sup>3</sup> / <sub>4</sub>	Seat to Floor Height:	17 <sup>1</sup> / <sub>4</sub> -22 <sup>1</sup> / <sub>4</sub>
Width:	25 <sup>3</sup> / <sub>4</sub>	Usable Seat Depth:	18 <sup>3</sup> / <sub>4</sub>
Height:	40	Ship Weight:	36 <b>Ⓢ</b>
Seat Depth:	18 <sup>3</sup> / <sub>4</sub>	Cube:	11.3
Seat Width:	18 <sup>1</sup> / <sub>2</sub>	Weight Rating:	250 lbs.
Back Width:	17 <sup>1</sup> / <sub>4</sub>		
Back Height:	18 <sup>3</sup> / <sub>4</sub>		

### FABRIC PRICE CODES

1	\$346	8	\$484
2	\$370	9	\$502
3	\$394	10	\$520
4	\$412	11	\$538
5	\$430	12	\$556
6	\$448	L	—
7	\$466		

## H5723



### TASK CHAIR

Pneumatic  
Swivel  
Synchro-tilt  
Tilt Tension  
Tilt Lock

Functions: **A, E, J, K, L**   
(Function Key on pages 18-19)

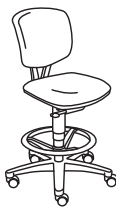
### DIMENSIONS

Depth:	25 <sup>3</sup> / <sub>4</sub>	Seat to Floor Height:	17 <sup>1</sup> / <sub>4</sub> -22 <sup>1</sup> / <sub>4</sub>
Width:	25 <sup>3</sup> / <sub>4</sub>	Usable Seat Depth:	18 <sup>3</sup> / <sub>4</sub>
Height:	40	Ship Weight:	38 <b>Ⓢ</b>
Seat Depth:	18 <sup>3</sup> / <sub>4</sub>	Cube:	11.3
Seat Width:	18 <sup>1</sup> / <sub>2</sub>	Weight Rating:	250 lbs.
Back Width:	17 <sup>1</sup> / <sub>4</sub>		
Back Height:	18 <sup>3</sup> / <sub>4</sub>		

### FABRIC PRICE CODES

1	\$386	8	\$524
2	\$410	9	\$542
3	\$434	10	\$560
4	\$452	11	\$578
5	\$470	12	\$596
6	\$488	L	—
7	\$506		

## H5725



### TASK STOOL

Pneumatic  
Swivel  
Adjustable Footring

Functions: **A, E**   
(Function Key on pages 18-19)

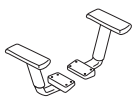
### DIMENSIONS

Depth:	29 <sup>1</sup> / <sub>2</sub>	Seat to Floor Height:	22 <sup>7</sup> / <sub>8</sub> -32 <sup>3</sup> / <sub>8</sub>
Width:	27	Usable Seat Depth:	18 <sup>3</sup> / <sub>4</sub>
Height:	49 <sup>7</sup> / <sub>8</sub>	Ship Weight:	39 <b>Ⓢ</b>
Seat Depth:	20	Cube:	11.3
Seat Width:	19	Weight Rating:	250 lbs.
Back Width:	17 <sup>1</sup> / <sub>4</sub>		
Back Height:	18 <sup>3</sup> / <sub>4</sub>		

### FABRIC PRICE CODES

1	\$503	8	\$641
2	\$527	9	\$659
3	\$551	10	\$677
4	\$569	11	\$695
5	\$587	12	\$713
6	\$605	L	—
7	\$623		

## H5795



OPEN MARKET

### HEIGHT-ADJUSTABLE ARMS

Non-upholstered

Functions: **Q**  
(Function Key on pages 18-19)

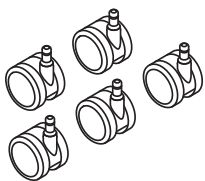
### DIMENSIONS

Adjustable Arms Width:	17 <sup>3</sup> / <sub>8</sub>
Height from Seat:	7 <sup>7</sup> / <sub>8</sub> -10 <sup>5</sup> / <sub>8</sub>
Ship Weight:	5 <b>Ⓢ</b>
Cube:	0.6

### LIST PRICE

\$83

## HSCASTER



### SET OF 5 SOFT CASTERS

### DIMENSIONS

Size:	60mm
Ship Weight:	2 <b>Ⓢ</b>
Cube:	0.1

### LIST PRICE

\$30

**!** Available in Black finish only, no specification needed.

**HON Recommendation: H5723.H.CU\_\_T with H5795 Arm Pack - List Price \$469**

## HOW TO SPECIFY

<b>Select Model Number</b> H 5 7 2 3 -	<b>Select Caster</b> H Hard Caster S Soft Caster (+ \$30) H -	<b>Select Fabric</b> See page 288 CU10 -	<b>Select Frame</b> T Black T
---	--	--	-------------------------------------

# VOLT® 5730 Series

OPEN MARKET

ABI

Icon Legend on page 17

## H5731



### TASK CHAIR

**Mesh Back**  
Pneumatic  
Swivel  
Tilt  
Tilt Tension  
Tilt Lock  
Functions: **A, E, F, K, L**  
(Function Key on pages 18-19)

### DIMENSIONS

Depth: 25<sup>3</sup>/<sub>4</sub>      Seat to Floor Height: 18<sup>1</sup>/<sub>4</sub>-22<sup>3</sup>/<sub>8</sub>  
Width: 26      Usable Seat Depth: 18  
Height: 38<sup>3</sup>/<sub>4</sub>      Ship Weight: 29 **Ⓢ**  
Seat Depth: 18<sup>3</sup>/<sub>4</sub>      Cube: 4.8  
Seat Width: 19<sup>1</sup>/<sub>4</sub>      COM: 1.5  
Back Width: 18      Weight Rating: 250 lbs.  
Back Height: 18<sup>3</sup>/<sub>4</sub>

### FABRIC PRICE CODES

1	\$450	8	\$519
2	\$462	9	\$528
3	\$474	10	\$537
4	\$483	11	\$546
5	\$492	12	\$555
6	\$501	L	—
7	\$510		

## H5733



### TASK CHAIR

**Mesh Back**  
Pneumatic  
Swivel  
Synchro-tilt  
Tilt Tension  
Tilt Lock  
Functions: **A, E, J, K, L**  
(Function Key on pages 18-19)

### DIMENSIONS

Depth: 25<sup>3</sup>/<sub>4</sub>      Seat to Floor Height: 17<sup>3</sup>/<sub>8</sub>-21<sup>1</sup>/<sub>8</sub>  
Width: 26      Usable Seat Depth: 17<sup>7</sup>/<sub>8</sub>  
Height: 38<sup>1</sup>/<sub>2</sub>      Ship Weight: 32 **Ⓢ**  
Seat Depth: 18<sup>3</sup>/<sub>4</sub>      Cube: 4.8  
Seat Width: 19<sup>1</sup>/<sub>4</sub>      COM: 1.5  
Back Width: 18      Weight Rating: 250 lbs.  
Back Height: 18<sup>3</sup>/<sub>4</sub>

### FABRIC PRICE CODES

1	\$492	8	\$561
2	\$504	9	\$570
3	\$516	10	\$579
4	\$525	11	\$588
5	\$534	12	\$597
6	\$543	L	—
7	\$552		

## H5735



### TASK STOOL

**Mesh Back**  
Pneumatic  
Swivel  
Adjustable Footring  
Functions: **A, E**  
(Function Key on pages 18-19)

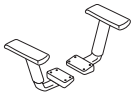
### DIMENSIONS

Depth: 28      Seat to Floor Height: 22<sup>7</sup>/<sub>8</sub>-32<sup>3</sup>/<sub>8</sub>  
Width: 26      Usable Seat Depth: 18  
Height: 49<sup>7</sup>/<sub>8</sub>      Ship Weight: 36 **Ⓢ**  
Seat Depth: 20      Cube: 5.6  
Seat Width: 19      COM: 1.5  
Back Width: 18      Weight Rating: 250 lbs.  
Back Height: 18<sup>1</sup>/<sub>2</sub>

### FABRIC PRICE CODES

1	\$612	8	\$681
2	\$624	9	\$690
3	\$636	10	\$699
4	\$645	11	\$708
5	\$654	12	\$717
6	\$663	L	—
7	\$672		

## H5795



### HEIGHT-ADJUSTABLE ARMS

Non-upholstered  
Functions: **Q**  
(Function Key on pages 18-19)

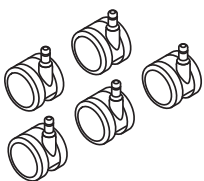
### DIMENSIONS

Adjustable Arms Width: 17<sup>3</sup>/<sub>8</sub>  
Height from Seat: 7<sup>3</sup>/<sub>8</sub>-10<sup>3</sup>/<sub>8</sub>  
Ship Weight: 5 **Ⓢ**  
Cube: 0.6

### LIST PRICE

\$83

## HSCASTER



### SET OF 5 SOFT CASTERS

### DIMENSIONS

Size: 60mm  
Ship Weight: 2 **Ⓢ**  
Cube: 0.1

### LIST PRICE

\$30

**!** Available in Black finish only, no specification needed.

**HON Recommendation: H5733.H.CU\_\_T with H5795 Arm Pack - List Price \$575**

## HOW TO SPECIFY

<b>Select Model Number</b>  H 5 7 3 3	<b>Select Caster</b>  H Hard Caster S Soft Caster (+ \$30)	<b>Select Fabric</b>  See page 288	<b>Select Frame</b>  T Black
---	---	--	------------------------------------



## HVL701



SIN 711-18

### HIGH-BACK

Pneumatic  
Swivel  
Knee Tilt  
Tilt Tension  
Infinite Tilt Lock  
Adjustable Lumbar  
Height-adjustable Arms

Functions: **A, E, H, K, L, Q, W**  
(Function Key on pages 18-19)

### DIMENSIONS

Depth:	28	Arm Width:	19½
Width:	27½	Seat to Floor Height:	18½-21¼
Height:	44⅝	Usable Seat Depth:	19¼
Seat Depth:	20¾	Ship Weight:	53 <b>Ⓢ</b>
Seat Width:	22	Cube:	5.8
Back Width:	23	Weight Rating:	250 lbs.
Back Height:	23¾		

### PRICE CODE

**Leather \$652**

NOTES: Comfortable and breathable mesh back. Sturdy textured black frame. HVL701 has a Black leather upholstered seat with side mesh panels. Adjustable lumbar support. **HON 5-Year Limited Warranty.**

**HON Recommendation: HVL701.SB11 - List Price \$652**

## HVL702



OPEN MARKET

### HIGH-BACK

Pneumatic  
Swivel  
Synchro-tilt  
Tilt Tension  
Tilt Lock  
Height-adjustable Arms

Functions: **A, E, J, K, L, Q**  
(Function Key on pages 18-19)

### DIMENSIONS

Depth:	26½	Arm Width:	19½
Width:	26½	Seat to Floor Height:	18½-23½
Height:	40½	Usable Seat Depth:	19¾
Seat Depth:	19¾	Ship Weight:	40 <b>Ⓢ</b>
Seat Width:	21	Cube:	5.0
Back Width:	19½	Weight Rating:	250 lbs.
Back Height:	24		

### PRICE CODE

**Sandwich Mesh \$529**

NOTES: Black Sandwich Mesh seat and mesh back. **HON 5-Year Limited Warranty.**

**HON Recommendation: HVL702.MM10 - List Price \$529**

## HVL705



OPEN MARKET

### EXECUTIVE BIG AND TALL

Pneumatic  
Knee Tilt  
Tilt Tension  
Tilt Lock  
Height and Width Adjustable Arms  
Integrated Lumbar Support

Functions: **A, E, H, K, L, S**  
(Function Key on pages 18-19)

### DIMENSIONS

Depth:	25⅝	Back Height:	28
Width:	30¼	Seat to Floor Height:	19¼-22¼
Height:	42⅞	Usable Seat Depth:	18¾
Seat Depth:	18¾	Ship Weight:	59 <b>Ⓢ</b>
Seat Width:	21⅝	Cube:	6.1
Back Width:	22¾	Weight Rating:	450 lbs.

### PRICE CODE

**Mesh \$779**

NOTES: Large scale model HVL705 will support up to 450 lbs with normal use. Available in Black Mesh fabric VM10. **HON 5-Year Limited Warranty.**

**HON Recommendation: HVL705.VM10 - List Price \$779**

## HVL712



SIN 711-18

### MID-BACK

Pneumatic  
Swivel  
Synchro-tilt  
Tilt Tension  
Tilt Lock  
Height-adjustable Arms

Functions: **A, E, J, K, L, Q**  
(Function Key on pages 18-19)

### DIMENSIONS

Depth:	28½	Arm Width:	18⅝
Width:	29½	Seat to Floor Height:	18-22¼
Height:	41¾	Usable Seat Depth:	18
Seat Depth:	18½	Ship Weight:	39 <b>Ⓢ</b>
Seat Width:	19¾	Cube:	5.4
Back Width:	20½	Weight Rating:	250 lbs.
Back Height:	20¾		

### PRICE CODE

**Sandwich Mesh \$446**

NOTES: Black Sandwich Mesh seat and mesh back. **HON 5-Year Limited Warranty.**

**HON Recommendation: HVL712.MM10 - List Price \$446**

## HOW TO SPECIFY

Select Model Number

Select Fabric

- SB11** Black SofThread™ Leather  
*Specify for model HVL701 only*
- MM10** Black Sandwich Mesh Fabric  
*Specify for models HVL702 and HVL712 only*
- VM10** Black Mesh Fabric  
*Specify for model HVL705 only*

H V L 7 0 1 .

S B 1 1





# EXECUTIVE CHAIRS

## HVL105



### HIGH-BACK

Pneumatic  
Swivel  
Tilt  
Tilt Tension  
Tilt Lock  
Fixed Padded Arms  
Functions: **A, E, F, K, L**  
(Function Key on pages 18-19)

### DIMENSIONS

Depth:	27½	Arm Width:	19
Width:	25	Seat to Floor Height:	17½-20¼
Height:	45¾	Usable Seat Depth:	20¼
Seat Depth:	20¼	Ship Weight:	46.0 <b>Ⓢ</b>
Seat Width:	19½	Cube:	6.6
Back Width:	20½	Weight Rating:	250 lbs.
Back Height:	28¾		

### PRICE CODE

**Leather** **\$443**

NOTES: Black SofThread™ Leather. Polished base. Fixed, padded arms. **HON 5-Year Limited Warranty.**

**HON Recommendation: HVL105.SB11 - List Price \$443**

## HVL131



### HIGH-BACK

Pneumatic  
Swivel  
Tilt  
Tilt Tension  
Tilt Lock  
Fixed Padded Loop Arms  
Functions: **A, E, F, K, L, T**  
(Function Key on pages 18-19)

### DIMENSIONS

Depth:	40	Arm Width:	20½
Width:	28½	Seat to Floor Height:	18½-22
Height:	45½	Usable Seat Depth:	18¼
Seat Depth:	18¼	Ship Weight:	42 <b>Ⓢ</b>
Seat Width:	20¾	Cube:	6.3
Back Width:	20¾	Weight Rating:	250 lbs.
Back Height:	26⅞		

### PRICE CODE

**Vinyl** **\$388**

NOTES: Black vinyl with contrasting top stitch. Black frame. Padded loop arms. **HON 5-Year Limited Warranty.**

**HON Recommendation: HVL131.EN11 - List Price \$388**

## HVL151



### HIGH-BACK

Pneumatic  
Swivel  
Tilt  
Tilt Tension  
Tilt Lock  
Fixed Padded Loop Arms  
Functions: **A, E, F, K, L, T**  
(Function Key on pages 18-19)

### DIMENSIONS

Depth:	37½	Arm Width:	20½
Width:	27	Seat to Floor Height:	17¾-21½
Height:	45½	Usable Seat Depth:	18⅝
Seat Depth:	18⅝	Ship Weight:	38 <b>Ⓢ</b>
Seat Width:	20½	Cube:	5.1
Back Width:	20½	Weight Rating:	250 lbs.
Back Height:	27¼		

### PRICE CODE

**Leather** **\$335**

NOTES: Black SofThread™ Leather. Black frame. Padded loop arms. **HON 5-Year Limited Warranty.**

**HON Recommendation: HVL151.SB11 - List Price \$335**

## HOW TO SPECIFY

### Select Model Number

H V L 1 0 5 .

### Select Fabric

**SB11** Black SofThread™ Leather  
Specify for models HVL105 and HVL151 only  
**EN11** Black Vinyl  
Specify for model HVL131 only

S B 1 1



# EXECUTIVE CHAIRS

## HVL161



### HIGH-BACK

Pneumatic  
Swivel  
Tilt  
Tilt Tension  
Tilt Lock  
Fixed Padded Loop Arms

Functions: **A, E, F, K, L, T**  
(Function Key on pages 18-19)

### DIMENSIONS

Depth:	39¼	Arm Width:	19
Width:	25½	Seat to Floor Height:	18¾-22½
Height:	45	Usable Seat Depth:	18¾
Seat Depth:	18¾	Ship Weight:	35 <b>Ⓢ</b>
Seat Width:	19	Cube:	4.8
Back Width:	19	Weight Rating:	250 lbs.
Back Height:	26¾		

### PRICE CODE

**Leather**      **\$315**

NOTES: Black SofThread™ Leather. Black frame. Padded loop arms. **HON 5-Year Limited Warranty.**

**HON Recommendation: HVL161.SB11 - List Price \$315**

## HVL171



### MID-BACK

Pneumatic  
Swivel  
Tilt  
Tilt Tension  
Tilt Lock  
Fixed Loop Arms

Functions: **A, E, F, K, L, T**  
(Function Key on pages 18-19)

### DIMENSIONS

Depth:	34½	Arm Width:	19¾
Width:	25¾	Seat to Floor Height:	16¾-20½
Height:	38¾	Usable Seat Depth:	17¾
Seat Depth:	17¾	Ship Weight:	26 <b>Ⓢ</b>
Seat Width:	19¾	Cube:	3.9
Back Width:	18¾	Weight Rating:	250 lbs.
Back Height:	21¾		

### PRICE CODE

**Leather**      **\$255**

NOTES: Black SofThread™ Leather. Black frame. Loop arms. **HON 5-Year Limited Warranty.**

**HON Recommendation: HVL171.SB11 - List Price \$255**

## HVL402



### HIGH-BACK

Pneumatic  
Swivel  
Tilt  
Tilt Tension  
Tilt Lock  
Fixed Padded Loop Arms

Functions: **A, E, F, K, L, T**  
(Function Key on pages 18-19)

### DIMENSIONS

Depth:	28	Arm Width:	19½
Width:	26	Seat to Floor Height:	16½-20½
Height:	45½	Usable Seat Depth:	17½
Seat Depth:	17½	Ship Weight:	44 <b>Ⓢ</b>
Seat Width:	19½	Cube:	6.1
Back Width:	19	Weight Rating:	250 lbs.
Back Height:	24½		

### PRICE CODE

**Vinyl**      **\$373**

NOTES: Available in Black and Brown vinyl with contrasting top stitch. EN11 features silver frame. EN45 features black frame. Padded loop arms. **HON 5-Year Limited Warranty.**

**HON Recommendation: HVL402.EN11 - List Price \$373**

## HOW TO SPECIFY

### Select Model Number

### Select Fabric

- SB11** Black SofThread™ Leather  
Specify for models HVL161 and HVL171
- EN11** Black Vinyl  
Specify for model HVL402 only
- EN45** Brown Vinyl  
Specify for model HVL402 only

H V L 1 6 1 .

S B 1 1



# EXECUTIVE CHAIRS

## HVL601



### HIGH-BACK

Pneumatic  
Swivel  
Tilt  
Tilt Tension  
Tilt Lock  
Loop Arms

Functions: **A, E, F, K, L, T**  
(Function Key on pages 18-19)

### DIMENSIONS

Depth:	27	Arm Width:	20½
Width:	26½	Seat to Floor Height:	16¾-20½
Height:	44	Usable Seat Depth:	17
Seat Depth:	17	Ship Weight:	38 <b>Ⓢ</b>
Seat Width:	20½	Cube:	4.1
Back Width:	20½	Weight Rating:	250 lbs.
Back Height:	26½		

### PRICE CODE

<b>Fabric</b>	<b>\$247</b>
<b>Leather</b>	<b>\$277</b>

NOTES: Tailored stitching detail in Black SofThread™ Leather or Black, Charcoal, Burgundy or Navy fabric. Fixed loop arms. Black frame.  
**HON 5-Year Limited Warranty.**

**HON Recommendation: HVL601.SB11 - List Price \$277**

## HOW TO SPECIFY

### Select Model Number

H V L 6 0 1 .

### Select Fabric

**SB11** Black SofThread™ Leather  
**VA10** Black Fabric  
**VA19** Charcoal Fabric  
**VA62** Burgundy Fabric  
**VA90** Navy Fabric

S B 1 1



# GUEST CHAIRS

## HVL653



### GUEST CHAIR

Sled Base  
Padded Arms

### DIMENSIONS

Depth:	23	Arm Width:	17 <sup>3</sup> / <sub>4</sub>
Width:	22 <sup>1</sup> / <sub>4</sub>	Seat to Floor Height:	17 <sup>5</sup> / <sub>8</sub>
Height:	32	Usable Seat Depth:	16 <sup>3</sup> / <sub>4</sub>
Seat Depth:	17	Ship Weight:	28 <b>Ⓢ</b>
Seat Width:	20 <sup>1</sup> / <sub>4</sub>	Cube:	3.1
Back Width:	18 <sup>1</sup> / <sub>2</sub>	Weight Rating:	250 lbs.
Back Height:	12		

### PRICE CODE

**Leather** **\$216**

NOTES: Black SofThread™ Leather with tailored stitching detail. Frame features steel tubular construction. Black frame.

**HON Recommendation: HVL653.SB11 - List Price \$216**

## HOW TO SPECIFY

<b>Select Model Number</b>	<b>Select Fabric</b>
	<b>SB11</b> Black SofThread™ Leather
H V L 6 5 3 .	S B 1 1



# MESH CHAIRS

## HVL521



### MID-BACK

Pneumatic  
Swivel  
Tilt  
Tilt Tension  
Tilt Lock  
Arms  
Functions: **A, E, F, K, L**  
(Function Key on pages 18-19)

### DIMENSIONS

Depth:	35¼	Arm Width:	18½
Width:	26¼	Seat to Floor Height:	17½-22
Height:	41	Usable Seat Depth:	17¾
Seat Depth:	17¾	Ship Weight:	30 <b>Ⓢ</b>
Seat Width:	19½	Cube:	4.1
Back Width:	18¾	Weight Rating:	250 lbs.
Back Height:	21½		

### PRICE CODE

**Fabric**      **\$291**

NOTES: Comfortable and breathable mesh back. Black fabric seat. Sturdy textured black frame. Fixed-height arms. **HON 5-Year Limited Warranty.**

**HON Recommendation: HVL521.VA10 - List Price \$291**

## HVL525



### HIGH-BACK

Pneumatic  
Swivel  
Tilt  
Tilt Tension  
Tilt Lock  
Fixed Loop Arms  
Functions: **A, E, F, K, L, T**  
(Function Key on pages 18-19)

### DIMENSIONS

Depth:	26	Arm Width:	20⅞
Width:	26	Seat to Floor Height:	16¾-21¼
Height:	42¾	Usable Seat Depth:	19
Seat Depth:	19	Ship Weight:	33 <b>Ⓢ</b>
Seat Width:	19¾	Cube:	3.8
Back Width:	19¾	Weight Rating:	250 lbs.
Back Height:	23		

### PRICE CODE

**Fabric**      **\$296**

NOTES: Comfortable and breathable mesh back. Black upholstered seat. Fixed, loop arms. **HON 5-Year Limited Warranty.**

**HON Recommendation: HVL525.ES10 - List Price \$296**

## HOW TO SPECIFY

### Select Model Number

HVL521

### Select Fabric

**VA10** Black Fabric  
Specify for model HVL521 only  
**ES10** Black Fabric  
Specify for model HVL525 only

VA10



# NESTING CHAIRS

## HVL303



### SANDWICH MESH BACK AND SEAT

Upholstered Seat and Back  
Casters  
Arms

### DIMENSIONS

Depth:	23¾	Back Height:	16
Width:	23¾	Seat to Floor Height:	19¼
Height:	33½	Usable Seat Depth:	18½
Seat Depth:	18½	Ship Weight:	27
Seat Width:	19½	Cube:	2.1
Back Width:	19½	Weight Rating:	250 lbs.

### LIST PRICE

**\$263**

NOTES: Seat and back upholstered in comfortable and breathable black sandwich mesh. Specify Black (T) or Silver (X) frame. Ships one per carton. **HON 5-Year Limited Warranty.**

**HON Recommendation: HVL303.MM10.T - List Price \$263**

## HOW TO SPECIFY

<p><b>Select Model Number</b></p>          <div style="border: 1px solid black; display: flex; justify-content: space-between; padding: 2px;"> <span>H</span><span>V</span><span>L</span><span>3</span><span>0</span><span>3</span> </div>	<p><b>Select Fabric</b></p> <p><b>MM10</b> Black Sandwich Mesh Fabric (only)</p>          <div style="border: 1px solid black; display: flex; justify-content: space-between; padding: 2px;"> <span>M</span><span>M</span><span>1</span><span>0</span> </div>	<p><b>Select Frame</b></p> <p>T Black X Silver</p>          <div style="border: 1px solid black; display: flex; justify-content: space-between; padding: 2px;"> <span>T</span> </div>
--	---	---



Icon Legend on page 17

# TASK CHAIRS

## HVL220



### TASK MID-BACK

Pneumatic  
Swivel  
Tilt  
Tilt Tension  
Tilt Lock  
Height-adjustable Arms  
Functions: **A, E, F, K, L, Q**  
(Function Key on pages 18-19)

### DIMENSIONS

Depth:	34½	Arm Width:	17¾
Width:	26¾	Seat to Floor Height:	17½-21¼
Height:	41	Usable Seat Depth:	16¾
Seat Depth:	16¾	Ship Weight:	35 <b>Ⓢ</b>
Seat Width:	20	Cube:	3.7
Back Width:	20¼	Weight Rating:	250 lbs.
Back Height:	22½		

### PRICE CODE

**Fabric**                    **\$315**

NOTES: Black fabric. Sturdy textured black frame. Height-adjustable arms. **HON 5-Year Limited Warranty.**

**HON Recommendation: HVL220.VA10 - List Price \$315**

## HOW TO SPECIFY


<p><b>Select Model Number</b></p>	<p><b>Select Fabric</b></p> <p><b>VA10</b> Black Fabric</p>
<p>H V L 2 2 0 .</p>	<p>V A 1 0</p>



# COLLABORATIVE CHAIRS

## Modular Lounge

### HVL864



**MODULAR CHAIR**

**DIMENSIONS**

Depth:	25	Arm Width:	25
Width:	25	Seat to Floor Height:	17¼
Height:	30⅞	Usable Seat Depth:	18½
Seat Depth:	18½	Ship Weight:	33 <b>Ⓢ</b>
Seat Width:	25	Cube:	5.5
Back Width:	21½	Weight Rating:	250 lbs.
Back Height:	15⅝		

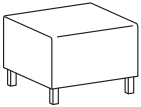
**PRICE CODE**

**Leather \$601**

NOTES: Thick cushioning and individually pocketed coil springs provide long-lasting comfort. Lightweight frame. Easier assembly – no tools required. SofThread™ leather.

**HON Recommendation: HVL864.SB11 - List Price \$601**

### HVL862



**OTTOMAN**

**DIMENSIONS**

Depth:	25	Seat to Floor Height:	17¼
Width:	25	Usable Seat Depth:	25
Height:	18¼	Ship Weight:	31 <b>Ⓢ</b>
Seat Depth:	25	Cube:	5.5
Seat Width:	25	Weight Rating:	250 lbs.

**PRICE CODE**

**Leather \$437**

NOTES: Thick cushioning and individually pocketed coil springs provide long-lasting comfort. Functions as footrest, seat or side table. SofThread™ leather. Easier assembly – no tools required.

**HON Recommendation: HVL862.SB11 - List Price \$437**

### HOW TO SPECIFY

<b>Select Model Number</b>	<b>Select Fabric</b>
	<b>SB11</b> Black SofThread™ Leather (only)
H V L 8 6 4 .	S B 1 1



# WORKPLACE TOOLS

## Ergonomic Solutions

OPEN MARKET



Icon Legend on page 17

### HVL981



#### RECTANGLE WOBBLE BOARD

Anti-Fatigue Mat

#### DIMENSIONS

Depth: 18  
Width: 22¼  
Height: 3

Ship Weight: 10.0 Ⓢ  
Cube: 0.9  
Weight Rating: 250 lbs.

#### LIST PRICE

**\$100**

NOTES: **HON 5-Year Limited Warranty.**

ⓘ Available in Black (T) finish ONLY.

**SPECIFYING EXAMPLE: HVL981.T**

### HVL982



#### ROUND WOBBLE BOARD

Anti-Fatigue Mat

#### DIMENSIONS

Depth: 18½  
Width: 18½  
Height: 2½

Ship Weight: 5.8 Ⓢ  
Cube: 0.6  
Weight Rating: 250 lbs.

#### LIST PRICE

**\$85**

NOTES: **HON 5-Year Limited Warranty.**

ⓘ Available in Black (T) finish ONLY.

**SPECIFYING EXAMPLE: HVL982.T**

### HBEAFM1



#### ANTI-FATIGUE MAT

Ergonomic

#### DIMENSIONS

Depth: 25  
Width: 29⅞  
Height: 2¾

Ship Weight: 7.0  
Cube: 1.4

#### LIST PRICE

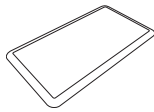
**\$197**

NOTES: **HON 5-Year Limited Warranty.**

ⓘ Available in Black ONLY. No specification needed.

**SPECIFYING EXAMPLE: HBEAFM1**

### HBAFM2036



#### ANTI-FATIGUE MAT

Rectangle

#### DIMENSIONS

Depth: 20  
Width: 36  
Height: ¾

Ship Weight: 5.4  
Cube: 0.4

#### LIST PRICE

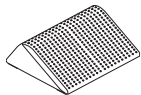
**\$90**

NOTES: **HON 5-Year Limited Warranty.**

ⓘ Available in Black ONLY. No specification needed.

**SPECIFYING EXAMPLE: HBAFM2036**

### HVL991



#### FOOTREST

Anti-Slip Cover

#### DIMENSIONS

Depth: 13¾  
Width: 16  
Height: 5½

Ship Weight: 7.0 Ⓢ  
Cube: 0.9  
Weight Rating: 250 lbs.

#### LIST PRICE

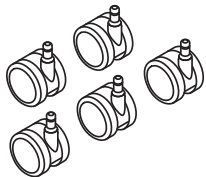
**\$74**

NOTES: **HON 5-Year Limited Warranty.**

ⓘ Available in Black (T) finish ONLY.

**SPECIFYING EXAMPLE: HVL991.T**

### HSCASTER



#### SET OF 5 SOFT CASTERS

#### DIMENSIONS

Size: 60mm  
Ship Weight: 2 Ⓢ  
Cube: 0.1

#### LIST PRICE

**\$30**

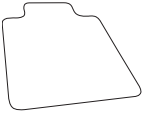
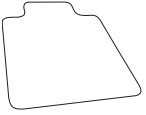
ⓘ Available in Black finish only, no specification needed.

### HOW TO SPECIFY

<p>Select Model Number</p> <p>H V L 9 8 1 .</p>	<p>Select Finish</p> <p>T Black</p> <p>T</p>
---	--

# WORKPLACE TOOLS

## Chair Mats

	DESCRIPTION	MODEL	SHIP WEIGHT	CUBE	LIST PRICE
	Lipped Chair Mat with Studs 60"W x 46"D 48"W x 36"D  NOTES: Clear finish only. Available in 60"W x 46"D and 48"W x 36"D sizes. Features rectangle and lipped shapes. Available with studs for carpet and without studs for hard-surface floors. Ships rolled. <b>HON 5-Year Limited Warranty.</b> ⓘ Clear finish only. No specification needed.	<b>HCM4660LS</b>	13.9	1.0	<b>\$131</b>
		<b>HCM3648LS</b>	8.8	0.6	<b>\$79</b>
	Lipped Chair Mat without Studs 60"W x 46"D 48"W x 36"D  NOTES: Clear finish only. Available in 60"W x 46"D and 48"W x 36"D sizes. Features rectangle and lipped shapes. Available with studs for carpet and without studs for hard-surface floors. Ships rolled. <b>HON 5-Year Limited Warranty.</b> ⓘ Clear finish only. No specification needed.	<b>HCM4660LN</b>	13.2	0.5	<b>\$131</b>
		<b>HCM3648LN</b>	8.3	0.3	<b>\$79</b>

### HOW TO SPECIFY

Select Model Number

H C M 4 6 6 0 L S

# CROSS REFERENCE INDEX

MODEL	PAGE	MODEL	PAGE	MODEL	PAGE	MODEL	PAGE
H2091	216	H5991	60	HFLWO45DF	93	HI2AAA	142, 147
H2092	216	H5995	60	HFLYO1	102	HI2ATA	142, 147
H2093	216	HBAFM2036	300	HFLYO1DF	103	HI2FHA	79, 142, 147
H2095	216	HBEAFM1	210, 300	HFLYO1T	102	HIB50	149
H2111	156	HBMPT6024P	41	HFLYO1TDF	104	HICS7	150
H2112	156	HBMPT60MOD	41	HFSS7	97	HICS7DF	152
H2141	157	HBMPT7224P	41	HFSS74L	98	HIEH1	140
H2142	157	HBMPT72MOD	41	HFSS74LDF	99	HIEH2	140
H2143	157	HCA1TMM	65	HFTB17N	109	HIEH3	140
H2144	157	HCG6	52	HFTLA2460	108	HIGB1	147, 152
H2145	157	HCG6DF	52	HFTLA3372	108	HIGCL	149
H2146	157	HCM3648LN	301	HFTLA3384	108	HIGS6	150
H2164	46	HCM3648LS	301	HFTLA3396	108	HIGS6DF	151
H2165	46	HCM4660LN	301	HFTLC2460	108	HILMBR	147
H2191	219	HCM4660LS	301	HFTLC3372	108	HIPAA	79, 142, 147
H2192	219	HCT1MM	64	HFTLC3384	108	HISB6	150
H2194	219	HCW1	51	HFTLC3396	108	HISB6DF	151
H2281	164	HFAA01	160	HFTLD26	112	HITL1	138
H2282	165	HFAL02	160	HFTLD30	108	HITL2	138
H2283	164	HFAS03	160	HFTLD36	108	HITL3	138
H2284	165	HFCG6	98	HFTLR12	112	HITLM	145
H2285	166	HFCG6DF	99	HFTLS24	112	HITLMKD	146
H4001	247	HFCL1	98	HFTLS30	108	HITS5	141
H4002	247	HFCL1DF	99	HFTLS36	108	HITSM	145
H4003	247	HFDB17B	109	HFTLW45	112	HIWM1	139
H4008	247	HFDB17N	109	HFTPTL18	111	HIWM2	139
H4031	132	HFDB29A	109	HFTTAL14	113, 125, 130	HIWM3	139
H4033	132	HFDB29AN	109	HFXB17B	109	HIWM8	141
H4039	132	HFDB29B	109	HFXB29A	109	HIWMM	145
H4041	195	HFDB42A	110	HFXB29AN	109	HIWMMKD	146
H4043	195	HFDB42AF	110	HFXB29B	109	HL2DARM	79
H4048	195	HFDB42AF72	110	HFXB42A	110	HL4DARM	79
H4049	195	HFDB42AF84	110	HFXB42AN	110	HLEU	74
H4069	203	HFDB42AF96	110	HFXB42B	110	HLEUBT	77
H4071	199	HFDB42AFN	110	HGDK3-F	242	HLMShHR	79
H4073	199	HFDB42AN	110	HGRMTAC	114, 125, 130	HLTM	76
H4075	200	HFDB42B	110	HGRMTAC2	114, 125, 130	HLTSP	76
H4077	200	HFDB42BF	110	HGRMTDATA	114	HLTSM	78
H4079	203	HFL45O	88	HGRMTUSB2	114, 125, 130	HLTSP	78
H4091	201	HFLCC1	87	HGTMM	116	HLTSU	78
H4093	201	HFLCC1DF	93	HGV1MM	117	HLTU	76
H4095	202	HFLCO1	102	HHB02	280	HLWM	75
H4097	202	HFLCO1DF	103	HHB03	280	HLWMBT	77
H4099	203	HFLCO1T	102	HHCB50	282	HLWU	75
H5001	206	HFLCO1TDF	104	HHCG11	264	HLWUBT	77
H5002	206	HFLGANG	88, 92	HHCG11DF	265	HMAGANG	41
H5021	209	HFLMC1	86	HHCG21	264	HMG1	176
H5022	209	HFLMC1DF	91	HHCG21DF	265	HMG2	176
H5023	209	HFLMC1S	89	HHCG50	264	HMG3	177
H5701	285	HFLMC1SDF	94	HHCG50DF	266	HMG4	177
H5703	285	HFLML1	86	HHCGB21	267	HMG5	177
H5705	285	HFLML1DF	91	HHCGB31	267	HMG7	177
H5711	286	HFLMR1	86	HHCGBR	269	HMG1	183
H5713	286	HFLMR1DF	92	HHCGBRCH	269	HMG2	183
H5715	286	HFLRC1	85	HHCP1	264	HMH01	43
H5721	289	HFLRC1DF	90	HHCP1DF	266	HMH02	43
H5723	289	HFLRC1S	89	HHCT01	282	HML1S	122
H5725	289	HFLRC1SDF	94	HHCT02	282	HML1SDF	126
H5731	290	HFLSC1	85	HHCT020	281	HML2S	122
H5733	290	HFLSC1DF	90	HHCT024	281	HML2SDF	127
H5735	290	HFLSC1S	89	HHCT048	281	HML2ST	124
H5795	285, 286, 289, 290	HFLSC1SDF	94	HHCT12	282	HML2STDF	129
H5901	59	HFLSO1	88	HHCTC	268	HML3S	123
H5902	59	HFLWI45	87	HHCTL4	268	HML3SDF	128
H5903	59	HFLWI45DF	93	HHCTRT	268	HML8851	67
H5905	60	HFLWO45	87	HHCTS	268	HML8852	67

# CROSS REFERENCE INDEX

MODEL	PAGE	MODEL	PAGE	MODEL	PAGE	MODEL	PAGE
HML3SDF	128	HSB50	36	HSSTK-18B	244	HVL582	68
HML8851	67	HSB50DF	38	HTPWRGROM1	125, 130	HVL585	68
HML8852	67	<b>HSCASTER</b>	<b>64, 65, 79, 142, 147, 259, 289, 290, 300</b>	HUCART	203	HVL601	294
HMN1	180			HVL102	273	HVL604	274
HMN2	180	HSCS1	35	HVL103	273	HVL605	274
HMNT1	186	HSCS1DF	37	HVL105	292	HVL606	237
HMNT2	186	HSCS2	36	HVL108	69	HVL616	237
HMS1	172	HSCS2DF	38	HVL131	292	HVL643	53
HMS2	172	HSGANG	38	HVL151	292	HVL653	295
HMSCART	172	HSGS6	35	HVL161	293	HVL685	274
HMSFLTGLD	173	HSGS6DF	37	HVL171	293	HVL691	55
HMSGANG	173	HSLV2DAP	259	HVL205	275	HVL693	55
HMSGLD	173	HSLV4DAP	259	HVL210	275	HVL701	291
HMSSTLGLD	173	HSLVFAP	259	HVL215	275	HVL702	291
HMT1	170	HSLVLMBR	259	HVL220	298	HVL705	291
HMT5	170	HSLVSMM	253	HVL281	187	HVL712	291
HMTS01	39	HSLVSMMMS	253	HVL282	187	HVL721	81
HMTS11	39	HSLVSMR	255	HVL283	187	HVL844	271
HNI	192	HSLVSMRS	255	HVL289	187	HVL852	271
HNIU	192	HSLVSMU	257	HVL303	297	HVL853	271
HN6	193	HSLVSMUS	257	HVL304	40	HVL862	299
HN7	193	HSLVTMM	252	HVL314	40	HVL864	299
HNATA	193	HSLVTMMKD	258	HVL402	293	HVL871	54
HNFA	193	HSLVTMMS	252	HVL508	153	HVL872	54
HPN1	213	HSLVTMR	254	HVL511	272	HVL873	54
HPN2	213	HSLVTMRKD	258	HVL515	272	HVL887	66
HPWRMOD2UWM	114	HSLVTMRS	254	HVL518	153	HVL888	66
HPWRMOD3UWM	114	HSLVTMU	256	HVL521	296	HVL951	270
<b>HQQ1</b>	<b>237B</b>	HSLVTMUKD	258	HVL525	296	HVL981	300
<b>HQQ1CUSH</b>	<b>237B</b>	HSLVTMUS	256	HVL528	153	HVL982	300
HQTMM	231	HSS4L-06A	241	HVL530	220	HVL991	210, 300
HQTSM	231	HSS4L-12A	241	HVL531	220	HVL995	275
HRIP	225	HSS4L-14A	241	HVL532	220	HVLPERCH	210
HRIS	225	HSS4L-16B	242	HVL534	221	HWGN1	235
HRIW	225	HSS4L-18B	242	HVL536	221	HWGNIB	236
HR5P	226	HSSA-WB1618	242	HVL537	221	HWGN5	235
HR5S	226	HSSCL-14A	243	HVL538	153	HWGN5B	236
HR5W	226	HSSCL-16B	243	HVL539	221		
HRAAP	227	HSSCL-18B	243	HVL541	80		
HRFAP	227	HSSST-18B	244	HVL581	68		

# INFORMATION ON ORDERING PARTS

When parts are needed to repair HON products, the following guidelines should be followed to expedite the process.

1. Warranty orders are submitted on HON Ready via the Quick Claim tool. To purchase repair parts, please visit HONAccessories.com which can be found on HON.com.
2. There are no discounts applied to parts. Pricing quoted is the net value. Parts pricing is subject to change without notice.
3. The minimum order for a part not covered by warranty is \$7.50 (includes shipping and handling).
4. Parts may be paid for with an approved credit card. Approved Cards: MasterCard, VISA and American Express.
5. Payment terms for invoiced parts are Net 30 days.
6. Due to short lead times on parts, no changes will be accepted after the order has been placed.
7. When placing a **warranty** parts order:

**If the product is under warranty, the product serial number must be provided.** Most finished goods products have a serial number placed on them at the factory. The label containing the serial number is located:

**Tables and Stands** — underside of the top

**Table Trucks** — underside of side rail

**Seating** — underside of the seat

NOTE: Removal of the serial number tag from the product voids the warranty.

**An important note regarding Product Serial Numbers:**

HON tables and chairs are tagged with a serial number. This number helps us identify *when and where your product was made*, and to identify and correct the root causes for the problem. NEITHER THE DEALER NOR THE CONSUMER SHOULD REMOVE THIS TAG UNDER ANY CIRCUMSTANCES. To do so immediately voids your Warranty coverage for that particular item *and prevents us from further identifying it*. Instead, please transcribe the number and call your Dealer.