

Allsteel®



# Spaces

USING ARCHITECTURAL WALLS TO CREATE DYNAMIC ENVIRONMENTS



## Perception of Space

---

The physical workplace is an embodiment of a company's culture and the people that work within it. The place of work is where individuals and teams thrive, together or alone, to achieve business goals and build community. Organizations have a variety of new kinds of spaces to work as teams, socialize, and find silence to concentrate.

Thoughtful modularity and furniture 'kits-of-parts' enable more frequent and less-costly reconfiguration as business, technology, or work processes change.

This collection of ideas and thought-starters is a visual representation of the importance of supporting the work of individuals, teams, and the organization as a whole through a variety of space typologies we refer to as solo, team, and community.

# PAVILION

*Offices and workstations are getting smaller, and space is being increasingly allocated to team and community spaces to better reflect where work is happening.*



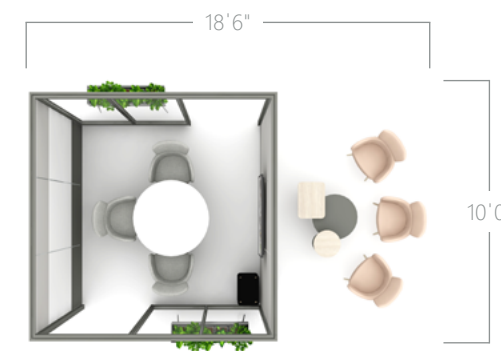
In an open floorplan setting businesses find that they need spaces for teams to come together and collaborate. Defining a space within the floorplan using Beyond moveable walls creates a room within the space with no disturbance to the

structure of the building. These freestanding structures provide access to technology and writable walls, or just enough privacy for small teams to come together and work on projects.

## Conference with Adjacent Lounge

### CONFERENCE AND LOUNGE

Team spaces for brief and small meetings with access to technology for information sharing are important throughout the floorplan. Nearby soft seating offers space for impromptu conversations or reception.



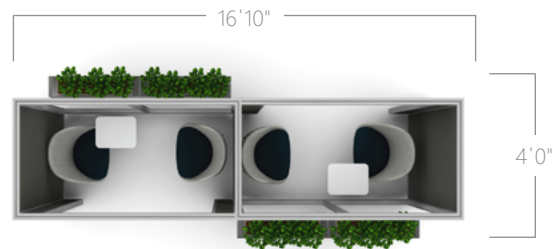
- 1** Using Beyond architectural walls to create team space while still allowing in light creates the sense of openness and transparency.
- 2** Easily integrate technology with Beyond® solid walls to help support meetings and communication.
- 3** Nearby Iris™ seating promotes comfortable conversations that might help build connections or encourage sharing of important insights and project challenges.



# Quiet One-on-One

## TOUCHDOWN

Collaboration can't always be planned. A variety of purposefully placed huddle rooms support quick, impromptu meetings or private phone calls.




- 1 A space within a space is possible with minimal adjustments to the structure of the building.
- 2 1-2 person room is intended for quick conversations or phone calls.
- 3 Park™ by Norm Architects plant & storage pedestal adds additional privacy and biophilia, while creating a residential vibe.



# Dynamic Group Gatherings

## HUDDLE AND LOUNGE

This freestanding space allows multiple groups to have meetings or team discussions. Lounge seating intended for a relaxed posture makes collaboration sessions casual, but conducive to work.



- 1 Park™ by Norm Architects plant & storage pedestal adds additional privacy and biophilia, while creating a residential vibe.
- 2 Create two small rooms with Beyond, make use of the internal dividing wall by adding marker boards to enable collaboration and thought-sharing among teams.
- 3 Recharge™ pouf accommodates overflow seating.



# Multiple Spaces, Many Uses

## HUDDLE AND MEETING

Dedicated team spaces, like project rooms, not only house work-in-progress and enable effective information sharing, but also promote team identity. Providing multiple spaces that accommodate different ways of working allows teams to have all the functionalities they need to be productive.



- 1 Recharge™ offers a comfortable seat for a quick team meeting or break in between.
- 2 Marker board enables collaboration and thought-sharing among teams by using a Beyond® solid wall for outside perimeter.
- 3 A space within a space is possible with minimal adjustments to the structure of the building.



# Work Away from the Noise

## TOUCHDOWN

Touchdown spaces allow workers to get away from their workstation for privacy or to work comfortably for a short period of time. When integrating mobility into your office, these types of spaces are essential to accommodate traveling team members or guests.



- 1 Iris™ seating paired with briefing table accommodates devices. Picnic™ table nested with Picnic stool makes the most of a small space.
- 2 Beyond® solid walls between individual spaces increase acoustic performance.
- 3 A space within a space is possible with minimal adjustments to the structure of the building.



# NEIGHBORHOOD

*Creating different space types adjacent to each other allows for easy access to collaborative spaces for teams mixed with the right amount of solo space for heads down work.*



Beyond®, Approach®, Normann Copenhagen Form Rocker and Tablo Table, Recharge™

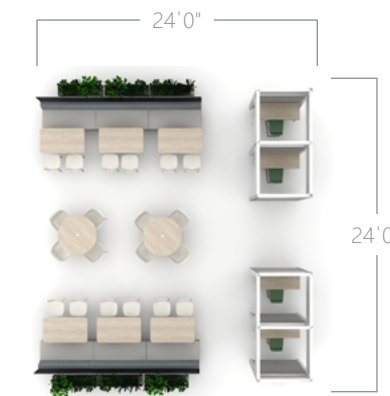
Creating open collaborative spaces within the floorplan allows for businesses to accommodate the different types of work that need to happen within their teams. Using Beyond moveable

walls to define space for privacy and accommodating technology allows team spaces to live throughout the floorplan in close proximity to solo spaces, creating neighborhoods.

## Agile Café

### TOUCHDOWN, LOUNGE, AND CAFE

No longer just for lunch; the agile café is a space where you can meet, greet, work alone, or spend time with colleagues.



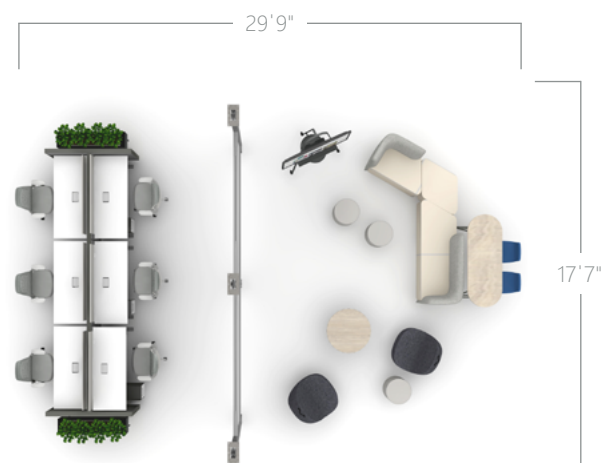
- 1 Beyond® walls create small cubbies to support solo work when privacy is needed, but café setting is still wanted.
- 2 Lightweight tables with glides and seating can be easily reconfigured.
- 3 Recharge™ screens add privacy and Park™ by Norm Architects plant & storage pedestal create a residential vibe with biophilia.



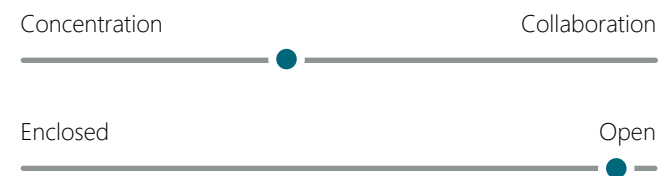
# Space-Defining Wall

## WORKSTATION, LOUNGE, AND MEETING

Adjacent solo and team spaces allow teams to come together when needed to collaborate effectively. Whether to work on projects or review a proposal, this agile space supports multiple types of work.



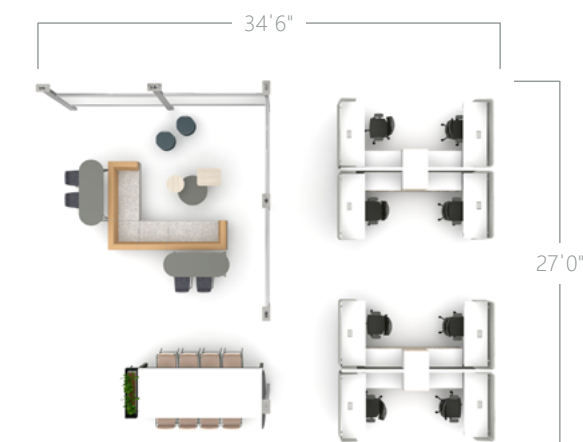
- 1 Workstations nearby allow workers to seamlessly transition from solo to team work.
- 2 Integrated marker boards on Beyond® gallery wall add functionality and support work activities.
- 3 Agile furniture with Park™ by Norm Architects Easel, Townhall™ Peak™, Picnic™, Summit™, and Rock™ can easily be moved and reconfigured to accommodate different types of meetings or projects.



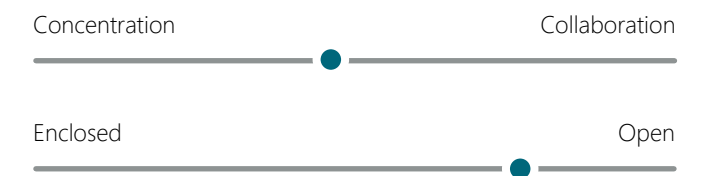
# Nearby Collaboration

## WORKSTATION, LOUNGE, AND MEETING

Adding collaborative settings and lounge spaces adjacent to workstation promotes team gatherings and transparency among workers.



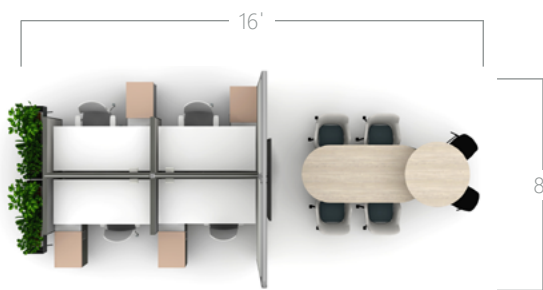
- 1 Integrated marker boards on Beyond® gallery wall allow for information sharing in small collaborative settings.
- 2 Recharge™ and Townhall™ offer enhanced comfort during meetings or breaks.
- 3 Freestanding space division integrates nearby workstations in an open plan setting while providing ample privacy.



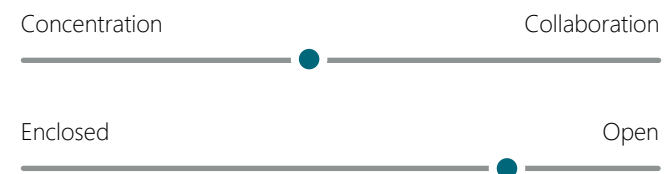
# Integrated Technology

## WORKSTATION AND MEETING

Placing dedicated meeting space adjacent to workstations enables workers to seamlessly transition from solo to team work. Power and data routed from the ceiling through the Beyond wall supports technology at both the workstations and within the meeting space.




- 1** Park™ by Norm Architects planter & storage pedestal adds biophilia and creates an end-of-run enclosure for workstations.
- 2** Wall-mounted monitor and integrated technology on Beyond® gallery wall enables information sharing for effective collaboration.
- 3** The Park™ by Norm Architects Hi | Lo meeting table's layered design enables one or multiple meetings at a single table.



# Clean Aesthetic

## OFFICE, CONFERENCE

Creating an office setting near a conference room gives easy access to team collaboration with technology to share information and room to come together on a project.



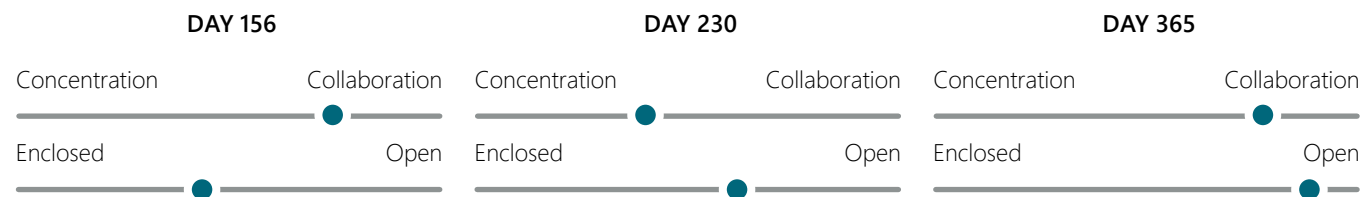
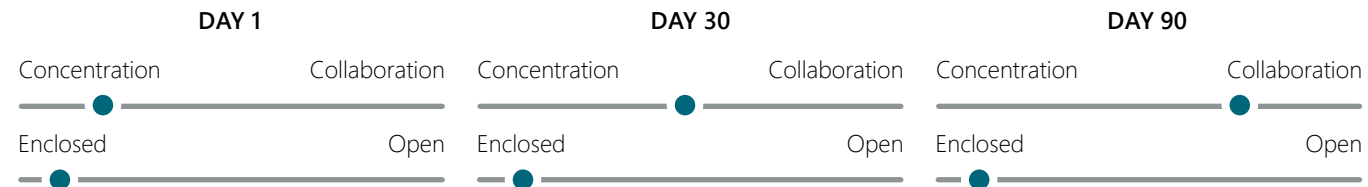
- 1** Creating an enclosure for private offices with Aspect™ creates a sense of transparency.
- 2** Aspect low profile trim creates a clean aesthetic.
- 3** Integrated technology allows for easy information sharing.





# KIT-OF-PARTS

*Plan for the future by creating a space that is easily adaptable and presents the opportunity for easily reconfigurability from Day 1 to Day 365*



Business is always changing, how can we accommodate for the unknown? With reconfigurable walls, you can create multiple space types within the same square footage. As business

needs change your floorplan can quickly adapt with you to create the various types of spaces needed.

## Spatial Kit-of-parts

### MODULAR PLANNING TO ACCOMMODATE CHANGE

By designing with a minimal number and variety of components (both walls and furniture) with consistent dimensions, change is easy from day 1 to day 365. While you may start with enclosed offices or meeting spaces, a shift towards more open or collaborative settings can be easily accomplished with minimal disruption to the floorplan.

#### DAY 1



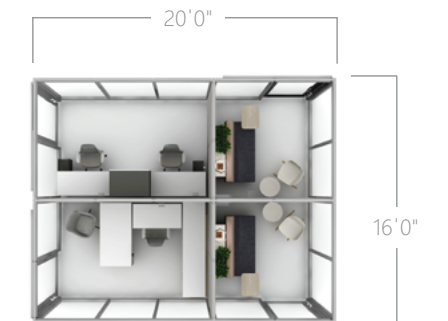
Enclosed rooms accommodate solo and team work. This configuration provides private offices, a small team meeting area, and phone booths. Adjacent solo and team spaces allows teams to come together when needed and collaborate effectively.



#### DAY 30



This configuration allows for a larger office space in addition to a multi-purpose or shared office space by removing two inside walls. The team spaces remain the same size, and still accommodate lounge furniture, offering a comfortable seat for a team meeting.



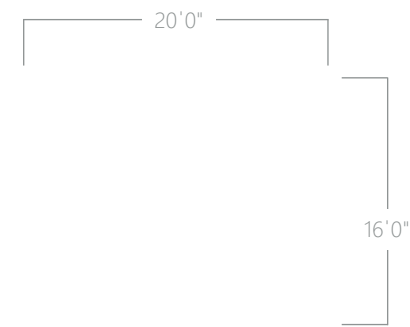
# Spatial Kit-of-parts

MODULAR PLANNING TO ACCOMMODATE CHANGE

## DAY 90



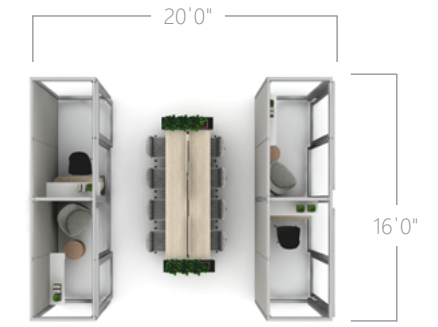
By removing an additional interior wall the configuration now allows for a large team meeting area or conference room with two adjacent office spaces.



## DAY 230



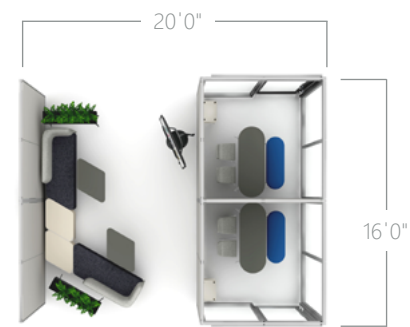
Using the walls to create small phone booths or quiet heads-down space adjacent to workstations allows workers to still have privacy in an open-office setting.



## DAY 156



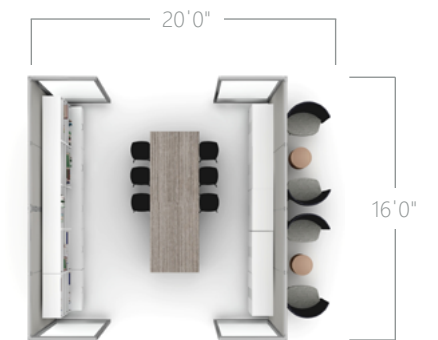
When the exterior walls come down, an open area is created with a space defining-wall. This allows for a team collaboration space that is open yet inviting, along with two small group settings that support private team meetings.



## DAY 365




Exterior walls are used for ample storage and creating an active corridor project room for teams to collaborate effectively. Surrounding walls anchor agile seating to accommodate conversations between workers.



KIT-OF-PARTS

KIT-OF-PARTS



Allsteel®

Allsteel Inc.  
Muscatine, Iowa 52761

[allsteeloffice.com](http://allsteeloffice.com)

(08/19)

©2019 Allsteel Inc.  
All registered trademarks and trademarks are the  
property of Allsteel.