BACK

Allsteel®

Frame & Tile Panel Systems

Price & Specification Guide 2023

Prices effective March 1, 2023

PDF updated December 14, 2023

All content marked in red signifies an update to the previous version of this price guide published on November 1, 2023.

BACK

Limited Lifetime Warranty

Our unwavering commitment to our customers compels us to care, and our dedication to quality is just one of the ways we show our customers how much they mean to us.

We recognize that keeping up with the pace of change requires having products that work as hard as the people who use them. That's why each of our products is rigorously tested and certified to meet the highest industry standards.

In the unlikely event that any Allsteel product or component covered by the Allsteel Warranty should fail under normal workplace use because of defective material or workmanship, Allsteel promises to fix it. Because taking care of *people* is how Allsteel takes care of business.

For information on Allsteel's warranty coverage, visit AllsteelOffice.com.

Government Support – GovernmentSupport@hniworkplacefurnishings.com
Product, Parts, Non-Warranty Parts Orders – ProductSupport@hniworkplacefurnishings.com
Quick Ship Orders – QuickShip@hniworkplacefurnishings.com
Order Status – OrderStatus@hniworkplacefurnishings.com
General Inquiries – GeneralSupport@hniworkplacefurnishings.com

Frame & Tile Panel Systems

Specification and Price List

Effective March 1, 2023

- Software support packages furnished to the customer, either by Allsteel® or by another source, which support the sale of Allsteel products are superseded by printed price lists.
- Prices are subject to change without notice. All orders are subject to prices in effect at the time of order.
- Please refer to your Allsteel Dealer Sales and Discount Policies for order placement information, terms and conditions.
- Additional copies of this Specification and Price List are available upon request from Allsteel Literature Fulfillment at 1-866-255-7833.
- Ordering information appears at the bottom of each product page complete with examples on how to specify. Fabric and finish pages are referenced at the bottom of product pages.

This publication is available as an interactive or downloadable PDF at www.allsteeloffice.com.

Questions or Comments?
Please call us at: **888-ALLSTEEL**
888-255-7833

Warranty ..... Inside Front Cover
New, Revised, and Discontinued Products 4
COM, Specials Policies, and Programs 5-8
Upholstery and Finishes 9-18

DAYBOOK™
Finishes 20-21
Introduction/Overview 22
Statement of Line 23
Specification Details 24-25
Frames 26
Laminate Inserts 27
Metal Inserts 28
Slotted Metal Inserts 29
Fabric Inserts 30
Glass Inserts 31
Shelves & Bookcases 32
Planters 33
Work Tools 34

TERRACE® SYSTEM
Finishes 36
Typicals Overview 37
Introduction to Terrace 38
Frames, Connectors, And Tiles
Working with Frames and Connectors 39-43
Approach and Involve Laminate Wood Storage 44-45
Working with Sliding Doors 46
Working with Tiles 47-53
Working with Veneer 54
Electrical (8-Wire)
Working with Electrical & Data 82-92
Worksurfaces & Supports
Working with Worksurfaces and Supports 97-103
Working with Cadence® Freestanding Desking 104-112
Laminate Worksurfaces 113-120
9120 Worksurfaces 121-122
Metal Overheads
Working with Overheads, Shelves, and Hutches 127-130
Overhead Cabinets, Shelves, and Up-mount Kits 131-132
Hutches and Tackboards 133

STRIDE® SYSTEM
Finishes 136
Statement of Line 139-140
Overview of Frames 141
Working with Frames, Sliding Doors, Connectors, and Tiles 142-160
Panel Frames, Connectors, and Trim 161-175
Tiles, Off-Modular, and Acoustic Inserts… 176-198
Working with Electrical and Data 199-209
Electrical and Data Components 210-213
Worksurfaces
Working with Worksurfaces and Supports 214-224
Laminate Worksurfaces… 226-232
9120 Worksurfaces 233-234
Veneer Worksurfaces 235
Worksurface Supports 236-239

Wood Storage
Statement of Line 241
Features and Dimensions 242-243
Filing Capacities 244
Working with Wood Storage 245-263
Credenzas and Credenza Accessories 264-265
4-Wire Electrical Components 266
Stride Accessories 267
Overhead Cabinets and Horizontal Storage 268-270
Working with Metal Overheads 271-273
Metal Overheads 274-275

ALIGN™ STATEMENT OF LINE 277

APPROACH™ STATEMENT OF LINE 278-281

INVOLVE® STATEMENT OF LINE 282-283

GALLERY PANELS
Finishes 286
Panel Fabrics 287
Laminate and Paint Matching 288
Gallery-to-Gallery Panels 297
Freestanding Screens 298-299
Connector Kits 326
Terrace Connector Kits 327
Gallery Glass 328-330
Accessories 331-333

ALTITUDE® TABLES
Paint Finishes, Laminates, Eased Edge 336
Fabrics 337
Working with Height-Adjustable Tables 338-343
Screens and Power Module 344
Altitude - Metal Screens 345-346
Power Rail Specifications 347-353
Working with Electrical and Data 354-358
HAT to Panel Brackets 359-360
Working with Organization Rail & Accessories & Screens 361
Altitude Height-Adjustable Tops, Bases, & Accessories 362-367
Altitude – A6 362-363
Worksurfaces for Height-Adjustable Bases 364-366
Cable Management 367
Power Rail – Electrical Components 368-370
A8 Screen Kits 371
Metal Screens and Tackboard Accessories 372-373
Power Rails and Accessories 374-377
HAT to Panel Brackets Pricing 378
Worksurface Mounted Rail and Accessories 379

EXTENSIONS™
Working with Ergonomic Accessories 384-385
Working with Organization Tools 386-391
Working with Illumination 392-395
Power/Data Modules 396

ACCESSORIES
Working with Pivot Monitor Arms 398-401

APPENDIX AND INDEX
Locking Specification/Easy Lock 402-404
Touch-Up Paint 405
Fabric Grades G-J 406-408
Index — Model Numbers with Page Reference 409-421

© 2023, Allsteel Inc. Allsteel is a registered trademark.

Frame & Tile Panel Systems

New and Discontinued

NEW FINISHES

Studio Paints
- Ochre – P093
- Sienna – P092
- Cove – P096
- Harbor – P097
- Sage – P095
- Dune – P094

Stratawood Beigewood Maple SE878
Stratawood Field Elm Maple SE599
Stratawood Belair Maple SE934
Stratawood Florence Walnut ST579
Natural Florence Walnut NT579
Quarter Florence Walnut QT579
Belair LWBA
Field Elm LWFE

NEW TEXTILES

Taylor
Livi with Supreen
Oxford with Supreen
Hamilton
Rush

DE-EMPHASIZED FINISHES

Amethyst — P091
Cobalt Mica — P090

DE-EMPHASIZED PRODUCTS

Select Terrace Corner Worksurfaces — 6/30/23
Select Stride Corner Worksurfaces — 6/30/23
Cable Management Trays: 24" and 36" — 12/31/2023
Gripper Clip — 12/31/2023

DISCONTINUED FINISHES

Charcoal Walnut laminate — LWCW Disco 6/30/2022
Columbian Walnut laminate — LWZ Disco 6/30/2022
Amber Cherry laminate — LWAC Disco 6/30/2022
Charcoal Walnut edge — DC Disco 6/30/2022
Columbian Walnut edge — DZ Disco 6/30/2022
Amber Cherry edge — DA Disco 6/30/2022
Canyon Zephyr laminate — LT5B Disco 6/30/2022
Desert Zephyr laminate — LT5A Disco 6/30/2022
Ebony laminate — LT3E Disco 6/30/2022
Grey Mesh laminate — LT8A Disco 6/30/2022
Parchment laminate — TM20 Disco 6/30/2022
Pewter Mesh laminate — LT8C Disco 6/30/2022
Sheer Mesh laminate — LT8B Disco 6/30/2022
White Tigris laminate — LT2A Disco 6/30/2022

DISCONTINUED TEXTILES

Analog — 12/31/2023
Whisper — Brick Red, Carotene, Cucumber, Forest, Merlot, Ochre, Putty, Sangre, Zest — 12/31/2023

DISCONTINUED PRODUCTS

In Season — 12/31/2022

Attire — 12/31/2022

Seed — 12/31/2022

Dapper — Azalea, Emerald, Peony, Pool, Rose, Spice — 12/31/2022

Stride screens, panels and modesty discontinued 6/30/2023, recommended replacement is Universal Screens

Altitude Easy-to-Assemble Worksurfaces discontinued 6/30/2023

Altitude Basic 2-Stage 2-Leg Base and Altitude Basic Kaidi 3-Position Memory Control discontinued 6/30/2023. Recommended replacement is A6 2-Stage 2-Leg Rectangle T-Foot

Frame & Tile Panel Systems

COM Policy

GSA Reference Page

COM Program

Allsteel understands that customers may at times want to specify fabrics outside of Allsteel's standard fabric offering. Our COM program was designed to make specifying COMs on Allsteel products a simpler, friendlier, and hassle-free process. This process is simple and easy to use, and is described below under "Allsteel to Supply (ATS)." If a Dealer wishes to manage the COM process themselves, they can do so by following guidelines under "Dealer to Supply (DTS)". **ATS is the preferred method for all COM fabrics.** With ATS, Company will provide acknowledgment based upon planned date of receipt of COM fabric and manage the entire process. DTS is allowed if it is not a partnership fabric or if Company does not have access to the supplier. **DTS may cause order delays and is strongly discouraged.** Find out more about Allsteel's COM process by emailing our COM Department at **allsteelcomteam@allsteeloffice.com**.

Allsteel to Supply (ATS):

1. Select the fabric you wish to use and check the COM Search on Synergy at: Allsteelsynergy/Design Resources/Textiles & Finishes/COM Search or COM Search quick link. You will need to have the COM supplier's name, fabric pattern name, and color name to search for approved fabrics.
2. If your fabric is listed as an approved fabric, you may place your order directly with Allsteel Customer Support. Please use the fabric code (e.g., S216426XP) from the COM Test Request on your order in the place of the standard fabric code.

   If your fabric is not listed as approved, you will need to select the "Request COM Test" link on the COM Search website. If your fabric is not listed as approved, and it is not a Partnership fabric you may request a "Dealer to Supply" code. Select the "Request COM Test" link on the COM Search website. Your name, company name and email will be prepopulated fields. The secondary email, project name, and bid/contract number are optional information. The supplier, pattern, and color will show a list by clicking in the box and entering the first letter of the name and these are free form text boxes. Once that information is entered click add. (Multiple series can be added to the same request if they are the same supplier, pattern, and color.) Then click submit.
3. An email will be sent to the to the requestor stating the COM Request was successfully submitted. Up to four emails could be received: Testing materials requested, in testing, and final approval/denial with price grade and fabric code. It's rare actual test yardage is required. Testing is mainly done by reviewing the attributes of the fabric. The testing process takes approximately 48 hours. Written COM price quotes hold pricing for 90 days after issue date.
4. Once the fabric has been approved by Allsteel, enter your order directly with Allsteel Customer Support. Allsteel will purchase all COM fabric directly from the COM suppliers and schedule for production.

   In the event that the Dealer decides to cancel a COM fabric order, the Dealer is responsible for the cost of the fabric plus a handling charge that is equal to 10% of the fabric cost.

Dealer to Supply (DTS):

1. Select the fabric you wish to use and check the COM Search on Synergy at: Allsteelsynergy/Design Resources/Textiles & Finishes/COM Search or COM Search quick link. Or call Allsteel Customer Support to see if the fabric you have chosen has already been tested and approved on the product you are interested in.

   You will need to have the COM supplier's name, fabric pattern name, and color name for this inquiry.
2. If your fabric is not listed as approved, and it is not a Partnership fabric you may request a "Dealer to Supply" code. Select the "Request COM Test" link on the COM Search website. Your name, company name and email will be prepopulated fields. The secondary email, project name, and bid/contract number are optional information. The supplier, pattern, and color will show a list by clicking in the box and entering the first letter of the name and these are free form text boxes. Once that information is entered click add. (Multiple series can be added to the same request if they are the same supplier, pattern, and color.) Then click submit.
3. An email will be sent to the to the requestor stating the COM Request was successfully submitted. Up to four emails could be received: Testing materials requested, in testing, and final approval/denial with price grade and fabric code. It's rare actual test yardage is required. Testing is mainly done by reviewing the attributes of the fabric. The testing process takes approximately 48 hours.
4. Make sure to use a "Dealer to Supply" COM code (e.g., S216426ZP) and place your order directly with Allsteel Customer Support.
5. All "Dealer to Supply" orders will be charged Grade 4 pricing for seating, Grade 3 for Gather, and Grade D pricing for panels. Dealers will pay for the COM fabric separately.
6. All "Dealer to Supply" fabric must be sent on a fabric roll. Estimate the yardage required by using the yardage requirements listed in the price list by model. For questions please contact Allsteel Customer Support.
7. Place your fabric order directly with the COM Supplier with instructions for the fabric to be sent on a fabric roll to:

   HNI Textile Distribution Center
   COM Production Yardage — PO Number
   Docks 20-22
   301 Mulberry Avenue
   Muscatine, IA 52761

Information that MUST be included in the packing slip attached to the DTS fabric:

1. Dealer's Purchase Order number to Allsteel
2. Allsteel's Tracking number for the COM fabric
3. Dealer Name
4. Yards of Fabric

If the fabric shipment does not match the correct fabric and yardage, Allsteel will notify the Dealer for resolution.

If Allsteel receives fabric with incorrect labeling or fabric yardage that cannot be linked to an Allsteel furniture order, Allsteel will hold the fabric for up to 4 weeks. After 4 weeks Allsteel will dispose of the fabric. There are no exceptions to this policy.

Specific to DTS orders - The customer should send only the amount needed for the order. Excess yardage, or yardage not attached to an order will be disposed of at Allsteel's discretion.

Any canceled orders are subject to cancellation charges up to the full value of the Allsteel product canceled. Allsteel will determine the actual cancellation charge at the time the cancellation is requested.

8. For additional details on "Dealer to Supply" fabric refer to your Allsteel terms and conditions.

Additional Policy Information:

The company assumes no responsibility for the overall appearance, flammability, normal durability, colorfastness, or any other quality standards. The company reserves the right to reject a COM if the quality of the COM is not satisfactory for the product. Should this occur, the customer will be notified with an explanation when the issue is found.

The company is not responsible for fabric that has become obsolete at the COM supplier, that is of poor quality, or that is delivered late to the manufacturer from the COM supplier.

All cancellations or changes to COM orders are subject to Company approval. Because of the nature of COM, special fabrics, finishes, and structural modifications, products ordered as specials and then canceled prior to shipment are subject to cancellation costs up to the full value of the product canceled. The company determines the actual cancellation charge at the time the cancellation is requested. Upon approval, a cancellation number is issued to the Customer.

Purchase orders will not be accepted or entered unless the testing process is complete with positive results.

If all testing has been previously completed, re-testing is only necessary if fabric is to be used on a different product, or pattern direction has changed from that previously approved.

Previous test results can be obtained by a customer on the COM Search on Synergy or by calling Allsteel Customer Support.

All COM fabric will be applied to seating and panel systems Pattern Cut unless Railroad Cut is requested and approved on the COM Test Request. Any fabrics approved as a width pass, the dealer is responsible for clarifying Railroad Cut on orders containing items that are too large to support the Pattern Cut of a fabric application (any items larger than 48" high or wide).

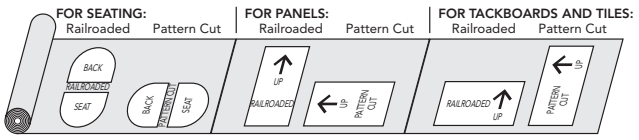

Fire Retardant

The Dealer is responsible for ensuring that the COM fabric is certified to meet all flame retardant requirements.

For more information, please contact Allsteel Customer Support.

YARDAGE REQUIREMENTS FOR FABRIC WITH REPEATS — FOR USE ON GATHER™ PRODUCTS

Fabric Width	Plain Fabric	2"– 14" Repeat	15"– 19" Repeat	20"– 27" Repeat	28"– 36" Repeat
54"	0	+15%	+20%	+25%	+30%
53"	+6%	+19%	+24%	+28%	+36%
52"	+13%	+23%	+28%	+33%	+38%
51"	+19%	+26%	+31%	+36%	+41%
50"	+25%	+30%	+35%	+40%	+45%
49"	+30%	+35%	+40%	+45%	+50%
48"	+35%	+40%	+45%	+50%	+55%
47"	+45%	+50%	+55%	+58%	+65%

Depending upon the pattern repeat, it may be necessary to pattern cut the fabric. This will require 10% additional fabric.

To calculate multiple repeats (vertical and horizontal), add each repeat for total yardage required. For example for a fabric width of 54": 7" vertical requires 15%, 15" horizontal requires 20% total additional yardage required equals 35% (15% + 20%). Therefore, if your chair requires 2 yards of fabric, multiply 2 by 35%. Then 2.7 yards will be yardage required.

Frame &Tile Panel Systems

Special Paint, Stain & Laminate Policy / Veneer Care

GSA Reference Page

Special Paint & Stain Policy

Allsteel at its own discretion may modify its standard products with non-standard paint and stain colors to meet specific needs. Dealer is required to submit a special paint or stain request via the COM Search on Synergy. A sample of the non-standard paint or stain color desired will be required for matching. Pricing, lead time, and order information will be provided at the time of approval.

- For each new requested stain or paint, there will be a $500 net fee to cover supplier costs to match the special item.
- For existing, previously-approved stains or paints, there is no $500 matching fee, however, there is a sample chip fee of $175 net for stains and $100 net for paints.
- Samples, preferably at least 3" x 5" chips, of the exact color desired should be sent to the Allsteel Tailored Products Group. Paint matches require (3) sample chips and stain matches require (3) sample chips. Please mail these sample chips to the address below and reference the Special Item Request Number from Tailored Solutions.

  Allsteel Inc.
  Attn: COM Team
  200 Oak St.
  Muscatine, IA 52761

- Allsteel will color match the sample and send control samples to the address provided in the request. Dealer will review Allsteel's color match and approve by signing the back of the sample chip. Send the signed sample back to the Allsteel Tailored Products Group.
- Special paints will be assigned a paint price grade.
- Orders will not be accepted until Allsteel receives the Dealer's written approval on the color match.
- Extended lead times will apply on orders containing special paints or stains.
- Due to manufacturing techniques, materials, and quality issues, some exclusions will apply and some matches may be declined.

Important Notes

- Natural veneer is subject to nature's quality control. Differences in grain and color are naturally occurring variations and cannot be controlled by the manufacturer and cannot be considered as product defects. Natural veneer has the characteristics and beauty of a living organism; with its own variations of grain, growth, and color patterns. For these reasons, Natural veneer is preferred by many for its warmth and personal characteristics.
- Color changes will occur over time when wood is exposed to light. For this reason, when new product is ordered as an addition to existing product, there will be color variances between the old and new product. Please remember when specifying new product that although the species of veneer will be the same, additional product is being manufactured from a different tree. It may take several months for the new furniture to mature to the color level of existing product. Even with this maturation process the additional product will not be an exact match.

Special Laminate Policy

The Company at its own discretion may modify its standard products with non-standard laminates to meet specific needs. Contact the Allsteel Tailored Products Group for pre-approved Wilsonart, Formica, Nevamar and Pionite laminates and pricing for special laminates. When requesting a special laminate please supply manufacturer, along with name and pattern number of laminate.

- Extended lead times will apply on orders containing special laminates.
- Due to manufacturing techniques, materials, and quality issues, some product exclusions will apply and some requests may be declined.

Veneer Care Instructions

Veneer worksurfaces feature the Gunlocke® finishing system. The finishing system is a process that begins with the application of stains, which promote exceptional depth and clarity. Next the worksurface receives a specialized coating that provides exceptional durability and chemical resistance. The remaining surfaces receive a top coat. These finishing processes ensure depth, clarity, color consistency and durability throughout the product.

Veneer worksurfaces have exceptional resistance to:

- Heat and moisture (hot beverages, pizza boxes)
- Chemicals (liquid paper, nail polish)
- Stains (permanent markers)
- Scratches and impact (everyday wear and tear)

Caring for your veneer finish:

- General maintenance procedures entail wiping clean the entire surface with a clean, water dampened soft cloth once per week (be sure to wipe with the grain)
- Murphy's® Oil Soap may be used as a general purpose type cleaner with warm water to clean tops.
- The finish may also be polished with Guardsman® Furniture Polish (contains no waxes or silicones) to provide renewed luster.
- Be sure to wipe up all spills immediately. Do not allow spills to dry.

Wood owes its inherent beauty to variations in color, grain and texture, and therefore, these variations are not considered defects. There may be minor variations from one piece of furniture to the next even though they are finished at the same time. Exposure to light and the aging process will cause a darkening of natural wood products. Light finishes on wood products do not mask the natural characteristics of wood. Allsteel does not guarantee the exact matching of grain, pattern and color.

Frame &Tile Panel Systems

Allsteel Open Line Laminate Program

The Open Line Laminate (OLL) program makes it even easier for a customer to tailor their Allsteel product for a custom look. Select Allsteel furniture products accommodate hundreds of graded-in high-pressure laminates (HPL) from the leading laminate manufacturers' open lines.

Laminates that are currently available in the program can be viewed in specification tools.

Requests to add laminates to the standard specials program can be submitted through the CET Specials Integration tool as well as Community.

Matching edge options are not available offered for laminates in the OLL program. When selecting a laminate please select an edge option from the Allsteel standard offering. If a matching edge is required a modification request can be submitted through the CET Specials Integration tool as well as Community.

Due to manufacturing techniques, materials, quality issues of varying laminates, and minimum order quantities some product exclusions will apply, and some requests may be declined.

Extended lead times may apply on orders containing special laminates.

Contact the Tailored Products Group for questions or additional information regarding pre-approved laminates and pricing.

Allsteel
Phone: 888-255-7833 Option 4.2
Email: ASITPG@allsteeloffice.com

For edge band recommendations from the Allsteel standard offering, please email the HNI Workplace Colors, Materials and Finishes team at allsteelfinishes@allsteeloffice.com.

Allsteel edge samples can be ordered through the Allsteel Synergy literature site, https://www.allsteelsynergy.com.

For laminate samples, please contact the manufacturer directly:

Wilsonart
https://www.wilsonart.com/
1-800-433-3222

Formica
https://www.formica.com/en-us/
1-800-FORMICA (367-6422)

Nevamar and Pionite
https://www.panolam.com
877-726-6526

Everyday Advantage®

New terms and conditions for EDA:

1. Orders must clearly state “Everyday Advantage Order” and include the appropriate Everyday Advantage contract number:
   - Everyday Advantage Std-0125, Everyday Advantage Canada-0127
2. Everyday Advantage orders are not eligible for bid pricing.
3. Program discounting includes the complete Optimize, Further, and Terrace systems lines, private office solution, Approach and Involve storage. This program also includes Acuity, Access, Evo, Inspire, Lyric, Mimeo, Nimble, WillQuip, Relate, Seek, and Svelte, seating. Altitude, Aware, and Structure tables are also available, along with Align pedestals, lockers and metal storage and Essentials pedestals, and Radii storage lines. In addition, Extensions ergonomic accessories and lighting are part of the standard offering. All other product not called out is available for order on the contract but will receive standard discounting of 55%–65%.
4. All textiles and finishes except for veneer and some wood finishes are available, depending on quantity and selection, and may have extended lead times.
5. Everyday Advantage orders are not limited to a minimum or maximum.
6. All orders ship based on standard lead times. Large-quantity orders of like products may be subject to longer lead times.
7. Standard freight terms apply.
8. If driver assistance is needed, standard driver assist charges will be added at time of order entry.

Allsteel Inc. reserves the right to amend or terminate this program at anytime with 30 days written notice. Allsteel is not liable for service delays caused by force majeure (circumstances beyond Allsteel's control).

Upholstery

Partnership Program Upholstery

Refer to page 11 for current upholstery availability by model/series.

GSA Reference Page

ALLSTEEL MATERIALS PARTNERSHIP PROGRAM — See program explanation at bottom of page.

GRADE 2

Maharam **MELD**

Amethyst SMHMMLD18
Antler SMHMMLD13
Bare SMHMMLD26
Blonde SMHMMLD27
Bride SMHMMLD10
Bulb SMHMMLD09
Clementine SMHMMLD23
Comet SMHMMLD29
Crater SMHMMLD14
Creek SMHMMLD40
Fox SMHMMLD24
Fuchsia SMHMMLD17
Globe SMHMMLD42
Gloss SMHMMLD08
Grate SMHMMLD07
Heat SMHMMLD22
Honeydew SMHMMLD30
Isle SMHMMLD39
Kale SMHMMLD34
Kiss SMHMMLD25
Knight SMHMMLD04
Magma SMHMMLD20
Mariner SMHMMLD41
Merlot SMHMMLD19
Mimosa SMHMMLD28
Mulberry SMHMMLD16
Nordic SMHMMLD36
Panda SMHMMLD02
Perennial SMHMMLD15
Pipe SMHMMLD06
Quill SMHMMLD05
Reef SMHMMLD37
Rooster SMHMMLD21
Seashell SMHMMLD12
Seed SMHMMLD33
Skyline SMHMMLD03
Spa SMHMMLD43
Stark SMHMMLD11
Vast SMHMMLD01
Vine SMHMMLD32
Waterfall SMHMMLD35
Wave SMHMMLD38
Wild SMHMMLD31

GRADE 4

HBF Textiles **BLINK**

Bright Blue 1048-59
Dark Violet 1048-77
Dove Grey* 1048-83
Lemon Yellow* 1048-22
Ocean Blue* 1048-56
Peppery 1048-90
Red Orange 1048-44
Sea Green* 1048-67
Silvery 1048-80

Maharam **CAPER**

Bliss SMHMCAP09
Cactus* SMHMCAP08
Cameo* SMHMCAP10
Cinnamon* SMHMCAP04
Cougar* SMHMCAP03
Note SMHMCAP06
Paprika SMHMCAP05
Ribbon* SMHMCAP11
Sidekick SMHMCAP12
Silverback SMHMCAP07
Smolder* SMHMCAP13
Whim* SMHMCAP01
Wise* SMHMCAP02

HBF Textiles **LOOK-SEE**

Electric* 1044-77
Foggy 1044-85
Foliage 1044-67
Lava 1044-44
Midnight 1044-59
Plum 1044-75
Shady 1044-80
Snowy 1044-11
Stone 1044-89
Terra Cotta* 1044-46
Ultramarine 1044-57
Wavelet* 1044-56
Wine* 1044-74

GRADE 4 – *continued*

Maharam **METRIC**

Admiral SMHMMET26
Alligator SMHMMET20
Anchor SMHMMET24
Arabica* SMHMMET09
Aztec* SMHMMET41
Bittersweet* SMHMMET08
Bonsai* SMHMMET22
Brick* SMHMMET11
Canary* SMHMMET39
Caramel* SMHMMET17
Cardinal SMHMMET12
Cedar* SMHMMET15
Cerise* SMHMMET10
Downpour* SMHMMET33
Driftwood* SMHMMET06
Envy* SMHMMET21
Film SMHMMET31
Fleece* SMHMMET03
Fog* SMHMMET02
Fruit* SMHMMET42
Galah SMHMMET43
Hedgerow* SMHMMET36
Highway* SMHMMET38
Hopscotch SMHMMET30
Kiln* SMHMMET44
Lava SMHMMET13
Midday SMHMMET34
Mineral* SMHMMET07
Moth* SMHMMET45
Oriole* SMHMMET14
Phantom* SMHMMET01
Pollen* SMHMMET18
Scuba* SMHMMET28
Seaport SMHMMET27
Skate SMHMMET29
Snorkel* SMHMMET37
Sourdough* SMHMMET04
Sunny SMHMMET40
Talisman SMHMMET35
Tar* SMHMMET23
Toffee* SMHMMET05
Tupelo* SMHMMET19
Twilight* SMHMMET25
Whale* SMHMMET32

GRADE 4 – *continued*

Maharam **MODE**

Alder* SMHMMOD23
Angelfish* SMHMMOD32
Ballpoint* SMHMMOD29
Barberry* SMHMMOD25
Billygoat SMHMMOD10
Blush SMHMMOD21
Bonsai* SMHMMOD40
Carotene* SMHMMOD20
Celtic* SMHMMOD38
Clavicle SMHMMOD09
Cottontail* SMHMMOD16
Crush SMHMMOD34
Denim SMHMMOD33
Eucalyptus* SMHMMOD39
Goldenrod SMHMMOD15
Henge* SMHMMOD14
Hollow SMHMMOD07
Intaglio SMHMMOD02
Jetty SMHMMOD35
Kermes* SMHMMOD24
Lemon* SMHMMOD12
Lichen* SMHMMOD43
Lioness* SMHMMOD17
Machine SMHMMOD04
Mallard* SMHMMOD37
Marsh* SMHMMOD06
Odyssey SMHMMOD28
Ominous SMHMMOD03
Oriole SMHMMOD18
Oxeye SMHMMOD13
Paradise* SMHMMOD31
Petal* SMHMMOD26
Rust* SMHMMOD19
Saltwater SMHMMOD36
Sassafras SMHMMOD41
Spindle SMHMMOD11
Stroll SMHMMOD01
Sycamore SMHMMOD08
Talus SMHMMOD05
Toile* SMHMMOD30
Valley* SMHMMOD27
Vermilion SMHMMOD22
Yucca* SMHMMOD42

Maharam **MURMUR**

Argan* SMHMMUR17
Baby SMHMMUR10
Biome SMHMMUR15
Canopy* SMHMMUR03
Cask* SMHMMUR16
Cauldron SMHMMUR06
Conquer* SMHMMUR07
Dim SMHMMUR04
Elderberry SMHMMUR11
Gust SMHMMUR01
Harmonica SMHMMUR02
Iceberg SMHMMUR12
Ignite SMHMMUR19
Peppercorn SMHMMUR05
Rapids SMHMMUR08
Sangria* SMHMMUR21
Seawater SMHMMUR09
Sultry* SMHMMUR20
Sundown* SMHMMUR18
Tallgrass* SMHMMUR13
Underground* ..SMHMMUR14

GRADE 4 – *continued*

Maharam **MUSE**

Ascend SMHMMUS04
Bergamot* SMHMMUS11
Celebrate SMHMMUS30
Clear SMHMMUS07
Compass SMHMMUS10
Crescendo SMHMMUS01
Fantasy* SMHMMUS08
Frigid SMHMMUS16
Goal SMHMMUS13
Grasshopper SMHMMUS12
Haven* SMHMMUS24
Jovial SMHMMUS27
Mead* SMHMMUS25
Miso* SMHMMUS09
Mistletoe SMHMMUS14
Neat SMHMMUS26
Noble SMHMMUS18
Poinsettia SMHMMUS29
Pulsar SMHMMUS19
Refresh SMHMMUS06
Resonate SMHMMUS02
Riverbend SMHMMUS17
Runway SMHMMUS03
Sailboat* SMHMMUS21
Seaglass* SMHMMUS15
Sparse* SMHMMUS22
Spectacle SMHMMUS31
Theater SMHMMUS28
Vase SMHMMUS23
Veil* SMHMMUS05
Velella* SMHMMUS20

Maharam **TRUNDLE**

Aloe SMHMTRN05
Cabana* SMHMTRN06
Confetti* SMHMTRN09
Crabapple* SMHMTRN10
Element SMHMTRN02
Hibernate* SMHMTRN04
Magnet SMHMTRN11
Rainstorm* SMHMTRN07
Ray SMHMTRN03
Ski* SMHMTRN01
Wake SMHMTRN08

HBF Textiles **WALKABOUT**

Alluring Aqua 1046-56
Bewitched Blue 1046-59
Bold Burgundy 1046-74
Classic Cobalt 1046-55
Cool Carbon 1046-87
Gallant Green 1046-67
Gutsy Grey 1046-85
Jungly Jade 1046-64
Noble Navy 1046-58
Peaceful Pewter 1046-89
Reliable Red 1046-44
Swanky Silver 1046-80
Wistful White 1046-11

Multi-use fabrics are noted with the following designators: **B** – Tackboards, **C** – Concensys®, **O** – Optimize™, **T** – Terrace®, **F** – Further™.

* Colorway not shown on Textiles card; all Partnership Program memo samples are available from supplier. See contact information below.

ALLSTEEL PARTNERSHIP PROGRAM

Allsteel understands that customers may want to specify panel and seating textiles outside of Allsteel's standard offering. Allsteel's Partnership Program consists of on-trend and design-forward patterns that have been tested and approved by Allsteel for use on Allsteel products. A subset of these approved patterns is available on cards in the textile binder, while numerous others are available on our website, allsteeloffice.com.

For memo samples, please contact our partners:

- **Camira, memos@camirafabrics.com 1.616.288.0655**
- **CF Stinson, cfstinson.com 1.800.841.6279**
- **HBF Textiles, hbftextiles.com 1.877.494.5727**
- **Maharam, maharam.com 1.800.645.3943**
- **Ultrafabrics, ultrafabricsinc.com 1.877.309.6648**

The intent of the **Partnership Program** is to offer a wide variety of on-trend textiles to meet your varied needs, but since these textiles are not part of our standard offering they may be subject to extended lead times. Because new materials will be introduced regularly, Allsteel reserves the right to change the offering at any time.

Upholstery

Partnership Program Upholstery

Refer to page 11 for current upholstery availability by model/series.

GSA Reference Page

ALLSTEEL MATERIALS PARTNERSHIP PROGRAM — SEE PROGRAM EXPLANATION AT BOTTOM OF PAGE 9.

GRADE 5

HBF Textiles **CHECKMATE**

Aqua Sky	1043-56
Blue Green	1043-63
Charcoal Black	1043-89
Forest Mint	1043-66
Golden Grey	1043-22
Purple Indigo	1043-77
Red Brick	1043-44
Royal Navy	1043-58
Rust	1043-43
Smoke Slate	1043-80
Tanned Umber	1043-25

Camira
MAIN LINE FLAX

Aldgate	SCAMMLF01
Archway*	SCAMMLF02
Bank*	SCAMMLF23
Barbican	SCAMMLF03
Bayswater	SCAMMLF24
Bethnal	SCAMMLF25
Brompton*	SCAMMLF35
Camden*	SCAMMLF26
Charing	SCAMMLF27
Edgware*	SCAMMLF28
Euston	SCAMMLF04
Farringdon	SCAMMLF29
Finsbury	SCAMMLF30
Goldhawk*	SCAMMLF31
Greenford	SCAMMLF32
Highgate*	SCAMMLF33
Hillingdon*	SCAMMLF41
Holborn*	SCAMMLF05
Kensington	SCAMMLF07
Kilburn*	SCAMMLF06
Lambeth	SCAMMLF08
Leyton*	SCAMMLF13
Monument	SCAMMLF09
Mordon*	SCAMMLF12
Newbury	SCAMMLF10
Northfields*	SCAMMLF40
Paddington*	SCAMMLF39
Parsons*	SCAMMLF14
Pimlico*	SCAMMLF34
Russell*	SCAMMLF38
Stanmore	SCAMMLF37
Stockwell*	SCAMMLF15
Temple*	SCAMMLF16
Tooting	SCAMMLF17
Tower*	SCAMMLF36
Tufnell	SCAMMLF18
Upminster*	SCAMMLF20
Victoria*	SCAMMLF19
Waterloo*	SCAMMLF21
Wembley	SCAMMLF11
Westminster	SCAMMLF22

HBF Textiles **ZIPPY**

Dark Grey	1045-89
Deep Red	1045-44
Denim Blue	1045-58
Grey	1045-80
Navy	1045-59
Pine	1045-67
School Blue	1045-55
Winter White	1045-10

GRADE 6

Camira **BLAZER**

Aberlour*	SCAMBLZ15
Abertay	SCAMBLZ36
Aston	SCAMBLZ02
Barlborough*	SCAMBLZ40
Barnard	SCAMBLZ27
Bromsgrove*	SCAMBLZ35
Bryanston	SCAMBLZ53
Camphill	SCAMBLZ16
Cardiff*	SCAMBLZ04
Dartmouth	SCAMBLZ24
Dunhurst*	SCAMBLZ58
Edge Hill*	SCAMBLZ90
Edinburgh*	SCAMBLZ23
Eynesbury*	SCAMBLZ44
Fairfield	SCAMBLZ47
Glasgow*	SCAMBLZ01
Glenalmond	SCAMBLZ62
Goldsmith	SCAMBLZ39
Handcross*	SCAMBLZ63
Holyoke*	SCAMBLZ43
Hull*	SCAMBLZ19
Kingsmead*	SCAMBLZ67
Knightsbridge*	SCAMBLZ26
Latymer*	SCAMBLZ33
Magdalene*	SCAMBLZ42
Manchester	SCAMBLZ21
Marymount*	SCAMBLZ38
Montcrest*	SCAMBLZ37
Napier	SCAMBLZ08
Newcastle	SCAMBLZ22
Newport*	SCAMBLZ17
Oriel*	SCAMBLZ18
Oxford*	SCAMBLZ09
Penola*	SCAMBLZ45
Plymouth	SCAMBLZ20
Scottsdale*	SCAMBLZ41
Sheffield*	SCAMBLZ03
Silcoates	SCAMBLZ30
Silverdale	SCAMBLZ28
St. Andrews	SCAMBLZ86
Stanford	SCAMBLZ25
Surrey	SCAMBLZ10
Trevelyan	SCAMBLZ31
Tyndale*	SCAMBLZ46
Ulster*	SCAMBLZ11
Vassar	SCAMBLZ34
Wellington	SCAMBLZ13
Wesley*	SCAMBLZ82
Winchester*	SCAMBLZ12
Woodcroft*	SCAMBLZ48

Camira **HEMP**

Acre	SCAMHMP19
Alec*	SCAMHMP12
Arable	SCAMHMP04
Ashworth*	SCAMHMP26
Bale	SCAMHMP02
Barn*	SCAMHMP23
Dale*	SCAMHMP18
Dew	SCAMHMP16
Fallow	SCAMHMP28
Gorse*	SCAMHMP03
Grain	SCAMHMP27
Heath*	SCAMHMP07
Hectare*	SCAMHMP21
Hedgerow*	SCAMHMP09
Oat	SCAMHMP05
Plough	SCAMHMP01
Pollen	SCAMHMP08
Root	SCAMHMP06
Seed	SCAMHMP13
Sickle	SCAMHMP30
Trough*	SCAMHMP20

HBF Textiles **POPPY**

Flame	1047-44
Graphite	1047-85
Ink	1047-89
Khaki	1047-35
Limelight	1047-63
Natural	1047-16
Neutral	1047-83
Night	1047-59
Pool	1047-56
Punch	1047-45

GRADE 7

Camira **SILK**

Arabia*	SCAMSLK02
Assam*	SCAMSLK11
Brunei	SCAMSLK08
Byzantine*	SCAMSLK03
Chancellor	SCAMSLK19
Divine*	SCAMSLK13
Dynasty	SCAMSLK17
Emperor	SCAMSLK16
Empress*	SCAMSLK05
Forbidden*	SCAMSLK07
Imeon	SCAMSLK20
Incense*	SCAMSLK06
Kingdom*	SCAMSLK10
Monarch	SCAMSLK15
Oriental*	SCAMSLK12
Pamir*	SCAMSLK14
Parthian*	SCAMSLK09
Persia	SCAMSLK04
Sahara*	SCAMSLK01
Sovereign	SCAMSLK18
Tussah	SCAMSLK21

GRADE 8

Camira **ZAP**

Argh	SCAMZAP11
Awesome*	SCAMZAP14
Boing	SCAMZAP21
Bonza	SCAMZAP25
Clang*	SCAMZAP19
Clobber*	SCAMZAP12
Cool*	SCAMZAP30
Crackle*	SCAMZAP05
Crash*	SCAMZAP16
Flump	SCAMZAP17
Gasp*	SCAMZAP15
Hahaha*	SCAMZAP09
Kapow*	SCAMZAP06
Omg	SCAMZAP13
Power*	SCAMZAP18
Puff	SCAMZAP26
Screech	SCAMZAP08
Snap*	SCAMZAP01
Splash	SCAMZAP27
Splat	SCAMZAP20
Thud*	SCAMZAP29
Wham	SCAMZAP23
Whirr	SCAMZAP03
Whomp*	SCAMZAP28
Whoosh*	SCAMZAP02
Wowzers*	SCAMZAP07
Yeah*	SCAMZAP04
Yikes	SCAMZAP10
Zoink	SCAMZAP24
Zoom	SCAMZAP22

GRADE 9

Camira **YOREDALE**

Askrigg*	SCAMYDL03
Buckden	SCAMYDL01
Burnsall	SCAMYDL22
Carperby	SCAMYDL07
Cracoe	SCAMYDL23
Cray	SCAMYDL10
Dacre	SCAMYDL21
Darley	SCAMYDL20
Fossdale	SCAMYDL11
Gayle	SCAMYDL08
Hardraw	SCAMYDL04
Kidstone	SCAMYDL02
Leyburn	SCAMYDL25
Litton	SCAMYDL15
Nidd*	SCAMYDL16
Ribble	SCAMYDL17
Ripley*	SCAMYDL19
Sedbusk	SCAMYDL14
Simonstone*	SCAMYDL05
Thoralby	SCAMYDL06
Thornton	SCAMYDL09
Walden	SCAMYDL13
Warfe*	SCAMYDL18
Woden*	SCAMYDL24
Woodale*	SCAMYDL12

* Colorway not shown on Textiles card; all Partnership Program memo samples are available from supplier. See contact information on page 9.

Upholstery

Storage Seating Upholstery Options

Upholstery Selections for Storage by Model/Series

Partnership (✪) upholstery colors and codes are listed in the Seating, Collaboration and Tables Price List.

		Banquette/Seat Cushions
GRADE 1		
Apex	APX	•
Centurion	CU	◆
Contourett	UR	◆
Dapper	DAPR	◆
Ensemble	ENSB	•
Hamilton	HAML	◆
Inertia	NR	◆
Optic	OP	•
GRADE 2		
Appoint Seating	PNS	◆
Blume	BLME	•
Clyde	CLYD	•
Dotty	DOT	◆
Meld ✪	SMHMMLD	•
Rush	RUSH	◆
Spin Seating	SPNN	◆
Taylor	TAY	◆
GRADE 3		
Purl	PURL	◆
Quill	QUL	◆
GRADE 4		
Blink ✪	1048	•
Caper ✪	SMHMCAP	•
Look-See ✪	1044	•
Merit ✪	SMHMMER	•
Metric ✪	SMHMMET	◆
Mode ✪	SMHMMOD	•
Multiply ✪	SMHMMLT	•
Murmur ✪	SMHMMUR	
Muse ✪	SMHMMUS	•
Trundle ✪	SMHMTRN	•
Walkabout ✪	1046	•
GRADE 5		
Checkmate ✪	1043	•
Main Line Flax ✪	SCAMMLF	•
Zippy ✪	1045	•

		Banquette/Seat Cushions
GRADE 6		
Arris	ARR	•
Blazer ✪	SCAMBLZ	•[S]
Hemp ✪	SCAMHMP	•
Poppy ✪	1047	•
GRADE 7		
Silk ✪	SCAMSLK	•
GRADE 8		
Zap ✪	SCAMZAP	•
GRADE 9		
Yoredale ✪	SCAMYDL	•

[S]Seat Only

- • **Available upholstery option**
- ◆ **Available upholstery option with CTB133 approval — requires FC suffix added to model (FC extra, $ varies by series)**
- ✪ **Partnership Program —** See page 9 for details. Partnership colors and codes are listed in the Seating, Collaboration and Tables Price List.

Upholstery

Standard Upholstery Options

Refer to page 11 for current upholstery availability by model/series.

GSA Reference Page

GRADE 1

APEX
- Basalt ... APX25
- Beet ... APX12
- Blackberry ... APX20
- Chive ... APX05
- Iris ... APX03
- Kiwi ... APX06
- Lemonade ... APX08
- Navy ... APX13
- Papaya ... APX09
- Pumice ... APX23
- Rain ... APX19
- Resort ... APX15
- Royal ... APX14
- Tiki ... APX29
- Tomato ... APX11

CENTURION B, C, F, O, S, T
(Nanotex™ Stain-Resistant finish)
- Apricot ... CU47
- Bark ... CU25
- Black ... CU10
- Espresso ... CU49
- Fog ... CU03
- Frost ... CU22
- Goldenrod ... CU27
- Indigo ... CU06
- Iris ... CU50
- Iron Ore ... CU19
- Jade ... CU83
- Marsala ... CU63
- Morel ... CU24
- Navy ... CU98
- Peacock ... CU97
- Pear ... CU84
- Ruby ... CU67
- Sapphire ... CU09

CONTOURETT
- Baltic ... UR94
- Beach ... UR23
- Black ... UR10
- Bordeaux ... UR63
- Buff ... UR22
- Cloud ... UR18
- Coffee Bean ... UR49
- Crater ... UR51
- Flame ... UR62
- Graphite ... UR19
- Iron ... UR20
- Luggage ... UR26
- Marine ... UR92
- Navy ... UR95
- Nimbus ... UR93
- Ocean ... UR96
- Pumpkin ... UR42
- Quarry ... UR24
- Red ... UR64
- Safari ... UR27
- Sage ... UR82
- Steel ... UR21
- Storm ... UR17
- Taupe ... UR28
- Trunk ... UR50

GRADE 1 – continued

DAPPER B^{w}, F^{w}, S^{w}, T^{w}
(100% Polyester)
- Ash ... DAPR20
- Breeze ... DAPR06
- Canvas ... DAPR25
- Charcoal ... DAPR01
- Clover ... DAPR22
- Currant ... DAPR00
- Fawn ... DAPR35
- Fern ... DAPR85
- Gerbera ... DAPR16
- Grape ... DAPR33
- Jewel ... DAPR08
- Marigold ... DAPR65
- Onyx ... DAPR10
- Orchid ... DAPR90
- Parrot ... DAPR59
- Poppy ... DAPR19
- Sapphire ... DAPR07
- Scarlet ... DAPR45
- Sepia ... DAPR30
- Sky ... DAPR44
- Slate ... DAPR15
- Sorbet ... DAPR55
- Spring ... DAPR80
- Terracotta ... DAPR13
- Titanium ... DAPR17
- Varsity ... DAPR09
- Zest ... DAPR70

ENSEMBLE
- Aquamarine ... ENSB30
- Ash ... ENSB39
- Greige ... ENSB36
- Harbor ... ENSB34
- Navy ... ENSB35
- Oat ... ENSB37
- Pear ... ENSB33
- Sand ... ENSB38
- Scarlet ... ENSB32
- Slate ... ENSB31
- Stone ... ENSB40

HAMILTON
(100% Polyester)
- Azure ... HAML10
- Biscotti ... HAML11
- Cabernet ... HAML08
- Carolina ... HAML21
- Charcoal ... HAML17
- Chocolate ... HAML13
- Cloud ... HAML18
- Dane ... HAML16
- Dusty Rose ... HAML07
- Esmeralda ... HAML06
- Fern ... HAML04
- Fresh ... HAML03
- Granola ... HAML19
- Lilac ... HAML14
- Lime ... HAML05
- Lipstick ... HAML09
- Oxford ... HAML20
- Passion Fruit ... HAML02
- Pepper ... HAML15
- Powder ... HAML12
- Sunrise ... HAML01

GRADE 1 – continued

INERTIA
- Amethyst ... NR61
- Calypso ... NR98
- Cherry ... NR66
- Cobalt ... NR91
- Coffee ... NR49
- Fog ... NR19
- Fuchsia ... NR63
- Gecko ... NR76
- Glow ... NR27
- Leaf ... NR75
- Lime ... NR82
- Loft ... NR22
- Mandarin ... NR47
- Meteor ... NR30
- Mustard ... NR26
- Nickel ... NR23
- Onyx ... NR10
- Regatta ... NR90
- Shadow ... NR20
- Surf ... NR96
- Tangelo ... NR46

OPTIC
- Aurora ... OP72
- Bark ... OP24
- Canopy ... OP84
- Char ... OP49
- Ruby ... OP42
- Sand ... OP17
- Sky ... OP83
- Slate ... OP19
- Sprout ... OP74
- Starry Night ... OP11
- Storm ... OP56
- Wildfire ... OP66

GRADE 2

APPOINT SEATING
- Artichoke ... PNS014
- Blackberry ... PNS012
- Bronze ... PNS002
- Carbon ... PNS008
- Chai ... PNS013
- Cherry ... PNS010
- Dark Pewter ... PNS017
- Dune ... PNS015
- Espresso ... PNS003
- Framboise ... PNS011
- Frost ... PNS034
- Jet ... PNS007
- Lawn ... PNS005
- Mandarin ... PNS009
- Morel ... PNS001
- Nimbus. ... PNS016
- Platinum ... PNS004
- Turquoise ... PNS006

BLUME
- Chalk ... BLME03
- Char ... BLME00
- Coin ... BLME02
- Driftwood ... BLME05
- Emerald City ... BLME07
- Fir ... BLME09
- Harvest ... BLME04
- Haze ... BLME08
- Hyacinth ... BLME14
- Jasper ... BLME13
- Merlot ... BLME10
- Moonstone ... BLME01
- Opal ... BLME06
- Scarlet ... BLME11
- Slate ... BLME12

CLYDE
- Antique ... CLYD04
- Artifact ... CLYD01
- Blacksmith ... CLYD10
- Claret ... CLYD13
- Craftsman ... CLYD08
- Crate ... CLYD12
- Fossil ... CLYD02
- Heirloom ... CLYD05
- Iron ... CLYD11
- Linen ... CLYD14
- Relic ... CLYD06
- Seasoned ... CLYD03
- Trestle ... CLYD07

GRADE 2 – continued

DOTTY
(100% Polyester)
- Candy ... DOT63
- Gelato ... DOT34
- Indigo ... DOT31
- Onyx ... DOT35
- Park ... DOT83
- Peat ... DOT24
- Peony ... DOT32
- Suit ... DOT20
- Sunflower ... DOT33
- Tailor ... DOT21
- Tide ... DOT90
- Velum ... DOT29
- Violet ... DOT30

PARKER
- Aloe ... PRKR01
- Cumulus ... PRKR05
- Cyan ... PRKR06
- Domino ... PRKR07
- Fossil ... PRKR10
- Graphite ... PRKR11
- Grass ... PRKR12
- Grenadine ... PRKR13
- Griffin ... PRKR14
- Kiln ... PRKR16
- Magnesium ... PRKR18
- Magnet ... PRKR19
- Mica ... PRKR20
- Mink ... PRKR21
- Nightfall ... PRKR22
- Paprika ... PRKR24
- Pine ... PRKR25
- Rapids ... PRKR28
- Rioja ... PRKR30

RUSH
(100% Polyester)
- Anchor ... RUSH07
- Basil ... RUSH16
- Blueberry ... RUSH10
- Flamingo ... RUSH21
- Greenery ... RUSH15
- Greyhound ... RUSH06
- Marina ... RUSH13
- Merlot ... RUSH19
- Midnight ... RUSH11
- Mint ... RUSH09
- Mulberry ... RUSH18
- Pumice ... RUSH01
- Punch ... RUSH20
- Sage ... RUSH14
- Salsa ... RUSH24
- Sand ... RUSH05
- Seal ... RUSH08
- Soot ... RUSH02
- Stout ... RUSH03
- Sunshine ... RUSH23
- Tapestry ... RUSH04
- Tiger ... RUSH22
- Vintage ... RUSH17
- Wave ... RUSH12

SPIN SEATING
- Alabaster ... SPNN02
- Cavern ... SPNN03
- Cobblestone ... SPNN04
- Ember ... SPNN06
- Flame ... SPNN07
- Heron ... SPNN13
- Oat ... SPNN01
- Ocean ... SPNN12
- Plum ... SPNN15
- Pool ... SPNN11
- Raven ... SPNN10
- Rhubarb ... SPNN14
- Tropic ... SPNN08
- Willow ... SPNN05

GRADE 2 – continued

TAYLOR
(74% Post-Consumer Recycled Polyester, 26% Polyester)
- Autumn ... TAY43
- Daffodil ... TAY20
- Deep Lilac ... TAY75
- Dreamy ... TAY80
- Envious ... TAY58
- Handkerchief ... TAY90
- Luxe ... TAY50
- Malbec ... TAY40
- Martini ... TAY60
- Mink ... TAY30
- Pearl ... TAY15
- Spritz ... TAY45
- Tungsten ... TAY85

GRADE 3

PURL
(80% Polyester, 20% Acrylic)
- Alpaca ... PURL08
- Braid ... PURL10
- Deep ... PURL12
- Graze ... PURL05
- Loom ... PURL06
- Needle ... PURL07
- Pasture ... PURL02
- Ranch ... PURL04
- Shuttle ... PURL09
- Skein ... PURL01
- Thistle ... PURL11
- Yearling ... PURL03

QUILL
- Aviary ... QUL03
- Feather ... QUL02
- Fountain ... QUL06
- Ink ... QUL05
- Metal ... QUL04
- Reed ... QUL08
- Scroll ... QUL01
- Well ... QUL07

GRADE 6

ARRIS
- Artisan ... ARR01
- Baroque ... ARR07
- Noble ... ARR02
- Rattan ... ARR05
- Rich ... ARR04
- Tapestry ... ARR03
- Weft ... ARR06

Multi-use fabrics are noted with the following designators:

B – Tackboards
C – Concensys®
O – Optimize™
S – Stride®
T – Terrace®
F – Further™

^{w} limited to 48"W or less

GRADE A

APPOINT PANEL
100% Polyester
Artichoke APN911
Blackberry APN932
Bronze APN922
Carbon APN928
Chai APN912
Cherry APN930
Dark Pewter APN917
Dune APN915
Espresso APN923
Framboise APN931
Frost APN934
Jet APN927
Lawn APN925
Mandarin APN929
Morel APN909
Nimbus APN916
Platinum APN924
Turquoise APN926

BINARY †
Blush BNRY12
Coal BNRY06
Cream BNRY01
Denim BNRY08
Diamond BNRY03
Graphite BNRY05
Juniper BNRY10
Lagoon BNRY07
Lavendar BNRY11
Mineral BNRY04
Reef BNRY09
Sand Dollar BNRY02

*CENTURION[W]
(Nanotex™ Stain-Resistant finish)
Apricot CU47
Bark CU25
Black CU10
Espresso CU49
Fog CU03
Frost CU22
Goldenrod CU27
Indigo CU06
Iris CU50
Iron Ore CU19
Jade CU83
Marsala CU63
Morel CU24
Navy CU98
Peacock CU97
Pear CU84
Ruby CU67
Sapphire CU09

CIRCUIT † ♣
Atlas CIRC35
Dolphin CIRC63
Island White CIRC14
Moon CIRC07
Night CIRC49
Pacific CIRC28
Quartz CIRC01
Sienna CIRC56
Silk CIRC21
Snap Pea CIRC42

GRADE A – continued

ETCH
100% Polyester
Axis ECH913
Blend ECH914
Cast ECH912
Highlight ECH910
Midtone ECH911
Outline ECH908
Shade ECH909
Tonal ECH916
Vanish ECH915

LANDSCAPE
100% Polyester
Cornsilk LN15
Drift LN05
Khaki LN20
Sheen LN10
Slate LN35
Umber LN25
Urban LN30

LUCY
100% Recycled Polyester
Aspen LC932
Cornsilk LC930
Dusk LC922
Fawn LC933
Graphite LC934
Mist LC920
Neutra LC924
Pewter LC935
Snowdrop LC928

NOBLE
Aspen NBLE14
Bordeaux NBLE01
Brick NBLE02
Chambray NBLE10
Clementine NBLE04
Dawn NBLE13
Denim NBLE09
Grass NBLE07
Gunmetal NBLE15
Harvest NBLE12
Jade NBLE06
Knight NBLE17
Mesa NBLE03
Pacific NBLE08
Rainforest NBLE05
Regal NBLE11
Stormy NBLE16

REFLECTIONS
100% Recycled Polyester
Galvanized REF929
Ice REF920
Loggia REF921
Mistral REF928
Moonstone REF923
Pewter REF922
Stainless REF924
Vanilla REF925
Winter REF927

GRADE A – continued

REFUGE
64% Recycled Polyester
36% Polyester
Artesian RFG996
Dune RFG992
Eclipse RFG990
Frost † RFG993
Glacier † RFG991
Mineral RFG998
Tidal RFG994

TEMPEST
100% Recycled Polyester
Dragonfly TP930
Frost TP915
Full Stream TP980
Gold Rush TP910
Slate TP945
Tumbleweed TP970
Wind Chill TP940
Zebra TP935

GRADE B

ANALOG *(De-emphasized)*
Album ANLG06
Cartridge ANLG04
Cassette ANLG09
Dial ANLG02
Media ANLG08
Reel ANLG07
Signal ANLG03
Stereo ANLG01
Track ANLG05

COAST † ♣
100% Antimony-Free Polyester
Channel COA914
Dune COA903
Headlands COA910
Marsh COA902
Pebble COA912
Pier COA913
Shoal COA901
Silt COA906
Tide COA908

DISPERSE †
100% Polyester
Autumn DISP03
Branch DISP10
Coffee Bean DISP13
Dusk DISP09
Emerald City DISP08
Gold Rush DISP02
Igloo DISP11
Ink DISP06
Mist DISP12
Oatmeal DISP15
Prince DISP07
Reservoir DISP01
Rose DISP04
Spring DISP05
Steel DISP16
Taupe DISP14

GRADE B – continued

MICA
100% Recycled Polyester
Anthracite MCA911
Breeze MCA918
Bronze MCA913
Buff MCA914
Cremini MCA917
Crystal † ..... MCAWIT
Dew MCA920
Dove MCA912
Fresh MCA916
Mineral MCA915
Nectar MCA919
Shale MCA910

SPIN PANEL
46% Recycled Polyester,
56% Polyester
Alabaster SPIN02
Cavern SPIN03
Cobblestone SPIN04
Ember SPIN06
Flame SPIN07
Heron SPIN13
Oat SPIN01
Ocean SPIN12
Plum SPIN15
Pool SPIN11
Raven SPIN10
Rhubarb SPIN14
Tropic SPIN08
Willow SPIN05

TERRAIN
52% Recycled Polyester,
48% Polyester
Bay TRRN05
Bayou TRRN35
Canyon TRRN30
Cliff TRRN45
Crest TRRN25
Delta TRRN10
Plateau TRRN15
Ridge TRRN20
Valley TRRN40

GRADE D

Camira BLAZER LITE † ▼
(100% Pure New Wool)
Angel PCAMBLT49
Aspire PCAMBLT52
Balance PCAMBLT41
Bliss PCAMBLT48
Buddha PCAMBLT56
Cuddle PCAMBLT62
Dainty PCAMBLT64
Daydream PCAMBLT46
Devoted PCAMBLT58
Faith PCAMBLT68
Freedom PCAMBLT69
Graceful PCAMBLT51
Happy PCAMBLT55
Harmony PCAMBLT63
Haven PCAMBLT40
Hope PCAMBLT50
Hush PCAMBLT42
Love PCAMBLT47
Mood PCAMBLT44
Pamper PCAMBLT66
Pastel PCAMBLT65
Pillow PCAMBLT43
Praise PCAMBLT54
Retreat PCAMBLT39
Shelter PCAMBLT60
Solace PCAMBLT70
Tender PCAMBLT53
True PCAMBLT61
Verity PCAMBLT57
Wish PCAMBLT67
Worship PCAMBLT59

[W] Limited to 48"W or less
* Not available on 72"W.
▼ Panel fabric is not available on Further.
♣ Panel fabric is not available on Optimize®.
† Panel fabric is not available on Concensys®.
◆ Panel fabric is not available on Involve.

Multi-use fabrics are seating fabrics that can be used on specific Allsteel panels systems, providing more color and pattern options. The applicable Allsteel multi-use fabrics are noted with System designators in the Seating, Collaboration, and Tables Price List.

Finishes

Paint Name	Paint Code	Grade	Touch Ups	Pivot Monitor Arms	Pivot GSA Monitor Arms	Terrace	Terrace Footed Panels	Extensions	Stride	Stride Storage	Stride Footed Panels	Stride Sit to Stand	Stride PR6 Only
Black	P27	1	•			•	•	•	•	•	•	•	
Black	P71	1	•										
Black	BLK	1		•									
Brownstone	P7D	1	•			•	•	•	•	•	•		
Bungalow	P7C	1	•			•	•	•	•	•	•		
Carbon	P4Q	1	•										
Charblack	CBK	1	•										
Charblack Metallic*	P80	1	•										
Cinder	P7Q	1	•			•	•	•	•	•	•		
Designer White	WHT	1											
Designer White	PJW	1	•			•	•	•	•	•	•	•	
Flint	P02	1	•			•	•	•	•	•	•		
Fog	FOG	1											
Fossil	P28	1	•			•	•	•	•	•	•		
Loft	P7B	1	•			•	•	•	•	•	•		
Muslin	P4J	1	•			•	•	•	•	•	•		
Nickel	P8L	1											
Parchment	P93	1	•			•	•	•	•	•	•		
Pebble	P8R	1	•			•	•	•	•	•	•		
Pewter	P8D	1	•			•	•	•	•	•	•		
Platinum Metallic Texture	P6H	1											
Putty	PJS	1											
Salt	P8C	1	•			•	•	•	•	•	•		
Shadow	P4K	1											
Textured Brownstone	P7J	1	•										
Textured Designer White	PK7	1	•										
Textured Flint	P7A	1	•										
Textured Loft	P7L	1	•										
Textured Muslin	P7M	1	•										
Textured Pebble	P8Y	1	•										
Textured Salt	P8Z	1	•										
Textured Titanium	P8V	1	•										
Titanium	P8T / T	1	•			•	•	•	•	•	•		
White	PD8	1											
Anodized Silver	PR0	2	•										
Champagne Metallic	PR5	2	•			•	•	•	•	•	•		
Designer White High Gloss 65	P8W	2	•										
Graphite Metallic Texture	P85	2	•										
Gunmetal Metallic	PR3	2	•			•	•	•	•	•	•		
Matte Gold	P8G	2											
Night Bronze	P8B	2	•					•					
Platinum Metallic	PR2	2	•			•	•	•	•	•	•		
Pyrite	PJE	2	•					•					
Silver	PR6	2	•			•	•	•	•	•	•	•	•
Silver Generic	SVR	2		•	•								
Silver Texture	PR8	2	•										
Solar Black	P8X	2	•			•	•	•	•	•	•		
Atom	P8S	3	•			•		•	•	•			
Blossom	P8K	3	•			•		•	•	•			
Bullseye	PJF	3	•			•		•	•	•			
Ember	P8P	3	•			•		•	•	•			
Ion	P8N	3	•			•		•	•	•			
Iris	P8J	3	•			•		•	•	•			
Krypton	P8F	3	•			•		•	•	•			
Regatta	P8M	3	•			•		•	•	•			
Markerboard White	MKP	6								•			

Finishes

Paint Name	Paint Code	Grade	Stride Hardware (Pulls, Feet, & Trim)	Metal Center Drawers	Power Pole	Cable Management Tray	Altitude A6 Table Bases	Altitude A8 Table Bases and Utility Bay	Altitude A8 Grommets and Power Rails	Altitude Metal Screens	Gallery Panels Connectors	Hands Free Pulls	Universal Screens
Black	P27	1		•	•	•							
Black	P71	1					•	•	•	•	•		•
Black	BLK	1											
Brownstone	P7D	1		•	•	•			•	•	•		•
Bungalow	P7C	1		•	•	•			•	•	•		
Carbon	P4Q	1											
Charblack	CBK	1				•							
Charblack Metallic*	P80	1											
Cinder	P7Q	1		•		•			•	•	•		•
Designer White	WHT	1											
Designer White	PJW	1		•	•	•		•	•	•	•		•
Flint	P02	1		•	•	•			•	•	•		•
Fog	FOG	1											
Fossil	P28	1		•		•			•	•	•		•
Loft	P7B	1		•	•	•			•	•	•		•
Muslin	P4J	1		•	•	•			•	•	•		•
Nickel	P8L	1					•						
Parchment	P93	1		•		•					•		
Pebble	P8R	1		•		•			•	•	•		•
Pewter	P8D	1		•		•			•	•	•		•
Platinum Metallic Texture	P6H	1											
Putty	PJS	1											
Salt	P8C	1		•		•			•	•	•		•
Shadow	P4K	1											
Textured Brownstone	P7J	1											
Textured Designer White	PK7	1											
Textured Flint	P7A	1											
Textured Loft	P7L	1											
Textured Muslin	P7M	1											
Textured Pebble	P8Y	1											
Textured Salt	P8Z	1											
Textured Titanium	P8V	1										•	
Titanium	P8T / T	1		•		•			•	•	•		•
White	PD8	1					•						
Anodized Silver	PR0	2											
Champagne Metallic	PR5	2		•		•			•	•	•		•
Designer White High Gloss 65	P8W	2											
Graphite Metallic Texture	P85	2											
Gunmetal Metallic	PR3	2		•		•					•		•
Matte Gold	P8G	2											
Night Bronze	P8B	2							•	•	•		
Platinum Metallic	PR2	2		•		•					•		
Pyrite	PJE	2							•	•	•		
Silver	PR6	2	•			•		•	•	•	•		•
Silver Generic	SVR	2											
Silver Texture	PR8	2											
Solar Black	P8X	2							•	•	•		•
Atom	P8S	3							•	•	•		•
Blossom	P8K	3							•	•	•		•
Bullseye	PJF	3							•	•	•		•
Ember	P8P	3							•	•	•		•
Ion	P8N	3							•	•	•		•
Iris	P8J	3							•	•	•		•
Krypton	P8F	3							•	•	•		•
Regatta	P8M	3							•	•	•		•
Markerboard White	MKP	6								•			•

Finishes

Pattern Name	Code	Grade	Altitude	Daybook	Gallery Panels	Terrace Doors	Stride Laminate Door	Stride Laminate Tiles	System Worksurfaces	Terrace Laminate Tiles
Ash	LT3B	1	•			•	•	•	•	•
Handspun Chestnut	LAHC	1	•		•	•	•	•	•	•
Handspun Dove	LAHD	1	•		•	•	•	•	•	•
Handspun Pearl	LAHP	1	•		•	•	•	•	•	•
Handspun Slate	LAHS	1	•		•	•	•	•	•	•
Silver Mesh	LT8D	1	•			•	•	•	•	•
Black	P	1	•	•	•	•	•	•	•	•
Brownstone	LM13	1	•		•	•	•	•	•	•
Bungalow	LM12	1	•		•	•	•	•	•	•
Designer White 15051	LDW1	1	•	•	•	•	•	•	•	•
Flint	LM16	1	•	•	•	•	•	•	•	•
Fossil Shale	LEH1	1	•		•	•	•	•	•	•
Loft	LM11	1	•	•	•	•	•	•	•	•
Muslin	LM15	1	•		•	•	•	•	•	•
Titanium	LTI1	1	•		•	•	•	•	•	•
Belair	LWBA	1	•		•	•	•	•	•	•
Bourbon Cherry	H	1	•	•	•	•	•	•	•	•
Field Elm	LWFE	1	•	•	•	•	•	•	•	•
Florence Walnut	LFW1	1	•	•	•	•	•	•	•	•
Kingswood Walnut	LKI1	1	•	•	•	•	•	•	•	•
Natural Maple	LWD	1	•	•	•	•	•	•	•	•
NeoWalnut	LNU1	1	•	•	•	•	•	•	•	•
Pinnacle	PINC	1	•	•	•	•	•	•	•	•
Shaker Cherry	LW7C	1	•	•	•	•	•	•	•	•
Beigewood	LWBE	2	•	•	•	•	•	•	•	•
Fawn Cypress	LFC1	2	•	•	•	•	•	•	•	•
Lowell Ash	LLA1	2	•	•	•	•	•	•	•	•
Mangalore Mango	LMM1	2	•		•	•	•	•	•	•
Natural Recon	LNR1	2	•	•	•	•	•	•	•	•
Phantom Charcoal	LPC1	2	•		•	•	•	•	•	•
Phantom Ecru	LPE1	2	•	•	•	•	•	•	•	•
Portico Teak	LPT1	2	•	•	•	•	•	•	•	•
Skyline Walnut	LSW1	2	•	•	•	•	•	•	•	•
Veranda Teak	LVT1	2	•	•	•	•	•	•	•	•
Natural Walnut	LWNW	3	•		•	•	•	•	•	•
Open Line Laminate Program	N/A	Varies	•		•			•	•	•

Finishes

Veneer Type	Stain Name	Code	Grade	Stride Tiles	Stride Trim	Stride Natural Tile Sets	System Worksurfaces	Terrace Tiles
FSC Stratawood Cherry	Cinnamon Cherry	FSCSC260	1	•	•		•	
FSC Stratawood Cherry	Lowell Ash	FSCSC394	1	•	•		•	
FSC Stratawood Cherry	Clear Cherry	FSCSC700	1	•	•		•	
FSC Stratawood Cherry	Light Cherry	FSCSC701	1	•	•		•	•
FSC Stratawood Cherry	Shaker Cherry	FSCSC774	1	•	•		•	
FSC Stratawood Cherry	Burnished Cherry	FSCSC777	1	•	•		•	•
FSC Stratawood Maple	Field Elm	FSCSE599	1	•	•		•	
FSC Stratawood Maple	Clear Maple	FSCSE800	1	•			•	•
FSC Stratawood Maple	Harvest Maple	FSCSE856	1	•	•		•	
FSC Stratawood Maple	Beigewood	FSCSE878	1	•	•		•	
FSC Stratawood Maple	Phantom Ecru	FSCSE912	1	•	•		•	
FSC Stratawood Maple	Belair	FSCSE934	1	•	•		•	
FSC Stratawood Rift Oak	Clear Oak	FSCSF300	1	•	•		•	•
FSC Stratawood Rift Oak	Dark Rift Oak	FSCSF331	1	•	•		•	•
FSC Stratawood Walnut	Florence Walnut	FSCST579	1	•	•		•	
FSC Stratawood Walnut	Light Walnut	FSCST601	1	•	•		•	•
FSC Stratawood Walnut	Skyline Walnut	FSCST625	1	•	•		•	
FSC Stratawood Walnut	Pinnacle Walnut	FSCST679	1	•	•		•	
FSC Stratawood Walnut	Sumatra Walnut	FSCST693	1	•	•		•	
FSC Natural Cherry	Cinnamon Cherry	FSCNC260	1	•	•	•	•	
FSC Natural Cherry	Lowell Ash	FSCNC394	1	•	•	•	•	
FSC Natural Cherry	Medium Red Cherry	FSCNC512	1	•	•	•	•	
FSC Natural Cherry	Clear Cherry	FSCNC700	1	•	•	•	•	
FSC Natural Cherry	Light Cherry	FSCNC701	1	•	•	•	•	
FSC Natural Cherry	Shaker Cherry	FSCNC774	1	•	•	•	•	
FSC Natural Cherry	Burnished Cherry	FSCNC777	1	•	•	•	•	
FSC Natural Maple	Clear Maple	FSCNE800	1	•		•	•	
FSC Natural Maple	Harvest Maple	FSCNE856	1	•	•	•	•	
FSC Natural Walnut	Ebony Walnut	FSCNT509	1	•	•	•	•	
FSC Natural Walnut	Florence Walnut	FSCNT579	1	•	•	•	•	
FSC Natural Walnut	Light Walnut	FSCNT601	1	•	•	•	•	
FSC Natural Walnut	Skyline Walnut	FSCNT625	1	•	•	•	•	
FSC Natural Walnut	Nutmeg Walnut	FSCNT629	1	•	•	•	•	
FSC Natural Walnut	Pinnacle Walnut	FSCNT679	1	•	•	•	•	
FSC Natural Walnut	Sumatra Walnut	FSCNT693	1	•	•	•	•	
FSC Natural Rift Oak	Fawn Cypress	FSCRF108	2	•	•		•	
FSC Natural Rift Oak	Light Rift Oak	FSCRF301	2	•	•		•	
FSC Rift Oak	Dark Rift Oak	FSCRF331	2	•	•	•	•	
FSC Natural Rift Oak	Phantom Ecru	FSCRF912	2	•	•		•	
Natural Cherry	Cinnamon Cherry	NC260	1	•	•		•	
Natural Cherry	Lowell Cherry	NC394	1	•	•	•	•	
Natural Cherry	Medium Red Cherry	NC512	1	•	•	•	•	
Natural Cherry	Light Cherry	NC701	1	•	•	•	•	
Natural Cherry	Shaker Cherry	NC774	1	•	•	•	•	
Natural Cherry	Burnished Cherry	NC777	1	•	•	•	•	
Natural Maple	Clear Maple	NE800	1	•		•	•	
Natural Maple	Harvest Maple	NE856	1	•	•	•	•	
Natural Rift Cut Oak	Fawn Cypress	RF108	2	•	•		•	
Natural Rift Cut Oak	Light Rift Oak	RF301	2	•	•		•	
Natural Rift Cut Oak	Dark Rift Oak	RF331	1	•	•	•	•	
Natural Rift Cut Oak	Phantom Ecru	RF912	2	•	•		•	
Natural Walnut	Ebony Walnut	NT509	1	•	•	•	•	
Natural Walnut	Florence Walnut	NT579	1	•	•	•	•	
Natural Walnut	Light Walnut	NT601	1	•	•	•	•	
Natural Walnut	Skyline Walnut	NT625	1	•	•	•	•	
Natural Walnut	Nutmeg Walnut	NT629	1	•	•	•	•	
Natural Walnut	Pinnacle Walnut	NT679	1	•	•	•	•	
Natural Walnut	Sumatra Walnut	NT693	1	•	•	•	•	

Finishes

Veneer Type	Stain Name	Code	Grade	Stride Tiles	Stride Trim	Stride Natural Tile Sets	System Worksurfaces	Terrace Tiles
Stratawood Cherry	Stratawood Cherry	SC260	1	•	•		•	
Stratawood Cherry	Lowell Ash	SC394	1	•	•		•	
Stratawood Cherry	Clear Cherry	SC700	1	•	•		•	
Stratawood Cherry	Light Cherry	SC701	1	•	•		•	•
Stratawood Cherry	Shaker Cherry	SC774	1	•	•		•	
Stratawood Cherry	Burnished Cherry	SC777	1	•	•		•	•
Stratawood Maple	Field Elm	SE599	1	•	•		•	
Stratawood Maple	Clear Maple	SE800	1	•			•	•
Stratawood Maple	Harvest Maple	SE856	1	•	•		•	
Stratawood Maple	Beigewood	SE878	1	•	•		•	
Stratawood Maple	Phantom Ecru	SE912	1	•	•		•	
Stratawood Maple	Belair	SE934	1	•	•		•	
Stratawood Silver Oak	Clear	SB100	1	•	•		•	•
Stratawood Silver Oak	Portico Teak	SB150	1	•	•		•	
Stratawood Rift Oak	Clear Oak	SF300	1	•	•		•	•
Stratawood Rift Oak	Dark Rift Oak	SF331	1	•	•		•	•
Stratawood Walnut	Florence Walnut	ST579	1	•	•		•	
Stratawood Walnut	Light Walnut	ST601	1	•	•		•	•
Stratawood Walnut	Skyline Walnut	ST625	1	•	•		•	
Stratawood Walnut	Pinnacle Walnut	ST679	1	•	•		•	
Stratawood Walnut	Sumatra Walnut	ST693	1	•	•		•	

Daybook™

Finishes 20-21
Introduction/Overview 22
Statement of Line 23
Specification Details 24-25
Frames 26
Laminate Inserts 27
Metal Inserts 28
Slotted Metal Inserts 29
Fabric Inserts 30
Glass Inserts 31
Shelves & Bookcases 32
Planters 33
Work Tools 34

FRAME, METAL INSERT, SLOTTED METAL INSERT

GRADE P1

Black P71
Brownstone P7D
Bungalow P7C
Carbon P4Q
Designer White ..... PJW
Flint P02
Fossil P28
Loft P7B
Muslin P4J
Parchment P93
Pebble P8R
Pewter P8D
Salt P8C
Textured Designer White PK7
Textured Flint P7A
Titanium P8T

GRADE P2

Champagne Metallic PR5
Gunmetal Metallic PR3
Night Bronze P8B
Platinum Metallic PR2
Silver PR6
Solar Black P8X

GRADE P3

Amethyst *(De-emphasized)* P091
Atom P8S
Blossom P8K
Bullseye ..... PJF
Cobalt Mica *(De-emphasized)* P090
Ember P8P
Ion P8N
Iris P8J
Krypton P8F
Ochre P093
Regatta P8M
Sienna P092
Succulent P8A

LAMINATE INSERT, LAMINATE SHELF

L1 SOLID

Black ..... P
Designer White LDW1
Flint LM16
Loft ..... LOFT

L1 WOODGRAIN

Bourbon Cherry ..... H
Field Elm ..... LWFE
Florence Walnut LFW1
Kingswood Walnut LKI1
Natural Maple ..... LWD
NeoWalnut LNU1
Pinnacle ..... PINC
Shaker Cherry ..... F

L2 WOODGRAIN

Beigewood ..... LWBE
Fawn Cypress LFC1
Lowell Ash LLA1
Natural Recon LNR1
Phantom Ecru LPE1
Portico Teak LPT1
Skyline Walnut LSW1
Veranda Teak LVT1

LAMINATE EDGE

Beigewood ..... DE
Belair ..... BA
Black E4
Brownstone ..... EY
Bungalow ..... EX
Designer White ..... DW
Fawn Cypress ..... FC
Field Elm ..... FE
Flint E9
Florence Walnut ..... FW
Fossil ..... EH
Kingswood Walnut ..... KI
Loft ..... EV
Lowell Ash ..... DL
Mangalore Mango ..... MM
Muslin ..... EU
Natural Maple ..... DD
Natural Recon ..... NR
Natural Walnut ..... DN
NeoWalnut ..... NU
Phantom Ecru ..... PE
Portico Teak ..... DP
Shaker Cherry ..... DF
Skyline Walnut ..... SW
Titanium ..... TI
Veranda Teak ..... VT

SHELF, BOOKCASE, PLANTER PAINT

GRADE P1

Black P71
Brownstone P7D
Bungalow P7C
Carbon P4Q
Designer White ..... PJW
Flint P02
Fossil P28
Loft P7B
Muslin P4J
Parchment P93
Pebble P8R
Pewter P8D
Salt P8C
Textured Designer White PK7
Textured Flint P7A
Titanium P8T

GRADE P2

Champagne Metallic PR5
Gunmetal Metallic PR3
Night Bronze P8B
Platinum Metallic PR2
Silver PR6
Solar Black P8X

GRADE P3

Amethyst *(De-emphasized)* P091
Atom P8S
Blossom P8K
Bullseye ..... PJF
Cobalt Mica *(De-emphasized)* P090
Ember P8P
Ion P8N
Iris P8J
Krypton P8F
Ochre P093
Regatta P8M
Sienna P092
Succulent P8A

GRADE A

APPOINT PANEL

100% Polyester

Artichoke APN911
Blackberry APN932
Bronze APN922
Carbon APN928
Chai APN912
Cherry APN930
Dark Pewter APN917
Dune APN915
Espresso APN923
Framboise APN931
Frost APN934
Jet APN927
Lawn APN925
Mandarin APN929
Morel APN909
Nimbus APN916
Platinum APN924
Turquoise APN926

BINARY †

Blush BNRY12
Coal BNRY06
Cream BNRY01
Denim BNRY08
Diamond BNRY03
Graphite BNRY05
Juniper BNRY10
Lagoon BNRY07
Lavendar BNRY11
Mineral BNRY04
Reef BNRY09
Sand Dollar BNRY02

*CENTURION[W]

(Nanotex™ Stain-Resistant finish)

Apricot CU47
Bark CU25
Black CU10
Espresso CU49
Fog CU03
Frost CU22
Goldenrod CU27
Indigo CU06
Iris CU50
Iron Ore CU19
Jade CU83
Marsala CU63
Morel CU24
Navy CU98
Peacock CU97
Pear CU84
Ruby CU67
Sapphire CU09

CIRCUIT † ♣

Atlas CIRC35
Dolphin CIRC63
Island White CIRC14
Moon CIRC07
Night CIRC49
Pacific CIRC28
Quartz CIRC01
Sienna CIRC56
Silk CIRC21
Snap Pea CIRC42

GRADE A – continued

ETCH

100% Polyester

Axis ECH913
Blend ECH914
Cast ECH912
Highlight ECH910
Midtone ECH911
Outline ECH908
Shade ECH909
Tonal ECH916
Vanish ECH915

EXCHANGE

100% Polyester

Iron EXG916
Nickel EXG914
Pistachio EXG910
Root EXG913
Rupee EXG903
Shadow EXG911
Silver EXG915
Sisal EXG917
Stone EXG912

LANDSCAPE

100% Polyester

Cornsilk LN15
Drift LN05
Khaki LN20
Sheen LN10
Slate LN35
Umber LN25
Urban LN30

LUCY

100% Recycled Polyester

Aspen LC932
Cornsilk LC930
Dusk LC922
Fawn LC933
Graphite LC934
Mist LC920
Neutra LC924
Pewter LC935
Snowdrop LC928

NOBLE

Aegean NBLE18
Amethyst NBLE19
Aspen NBLE14
Aster NBLE20
Blossom NBLE21
Bluebell NBLE22
Bordeaux NBLE01
Brick NBLE02
Chambray NBLE10
Chamomile NBLE23
Clementine NBLE04
Conifer NBLE24
Cottage NBLE25
Darkness NBLE26
Dawn NBLE13
Denim NBLE09
Desert Sand NBLE27
Dewfall NBLE28
Dusted Sage NBLE29
Flax NBLE30
Grass NBLE07
Gunmetal NBLE15
Harmony NBLE31
Harvest NBLE12
Ice Caves NBLE32
Icicle NBLE33
Inky NBLE34
Iris NBLE35
Jade NBLE06
Knight NBLE17
Mesa NBLE03
Monarch NBLE36
Pacific NBLE08
Pitch NBLE37
Queen Bee NBLE38
Rainforest NBLE05
Regal NBLE11
Sandcastle NBLE39
Sedona NBLE40
Stormy NBLE16
Sunbeam NBLE41
Voyager NBLE42
Windy Day NBLE43

GRADE A – continued

REFLECTIONS
100% Recycled Polyester
Galvanized REF929
Ice REF920
Loggia REF921
Mistral REF928
Moonstone REF923
Pewter REF922
Stainless REF924
Vanilla REF925
Winter REF927

REFUGE
64% Recycled Polyester
36% Polyester
Artesian RFG996
Dune RFG992
Eclipse RFG990
Frost † RFG993
Glacier † RFG991
Mineral RFG998
Tidal RFG994

SARTO ▼
100% Polyester (45% Recycled)
Ash SRT988
Fog SRT914
Lemongrass SRT949
Mist SRT945
Mushroom SRT976
Oyster SRT918
Reef SRT964
Sesame SRT993
Shale SRT952

TEMPEST
100% Recycled Polyester
Dragonfly TP930
Frost TP915
Full Stream TP980
Gold Rush TP910
Slate TP945
Tumbleweed TP970
Wind Chill TP940
Zebra TP935

VAST
Vineyard VST01
Garden VST02
Grasslands VST03
Bay VST04
Open Air VST05
Atmosphere VST06
Ocean VST07
Mountain Range VST08
Highway VST09
Tundra VST10
Beach VST11
Desert VST12
Country Side VST13

GRADE B

ANALOG *(De-emphasized)*
Album ANLG06
Cartridge ANLG04
Cassette ANLG09
Dial ANLG02
Media ANLG08
Reel ANLG07
Signal ANLG03
Stereo ANLG01
Track ANLG05

COAST † ♣
100% Antimony-Free Polyester
Channel COA914
Dune COA903
Headlands COA910
Marsh COA902
Pebble COA912
Pier COA913
Shoal COA901
Silt COA906
Tide COA908

ALLSTEEL MATERIALS PARTNERSHIP PROGRAM — See program explanation at bottom of page.

GRADE 4

HBF Textiles **BLINK**
Bright Blue 1048-59
Dark Violet 1048-77
Dove Grey* 1048-83
Lemon Yellow* 1048-22
Ocean Blue* 1048-56
Peppery 1048-90
Red Orange 1048-44
Sea Green* 1048-67
Silvery 1048-80

HBF Textiles **LOOK-SEE**
Electric* 1044-77
Foggy 1044-85
Foliage 1044-67
Lava 1044-44
Midnight 1044-59
Plum 1044-75
Shady 1044-80
Snowy 1044-11
Stone 1044-89
Terra Cotta* 1044-46
Ultramarine 1044-57
Wavelet* 1044-56
Wine* 1044-74

DAYBOOK

ALLSTEEL PARTNERSHIP PROGRAM

Allsteel understands that customers may want to specify panel and seating textiles outside of Allsteel's standard offering. Allsteel's Partnership Program consists of on-trend and design-forward patterns that have been tested and approved by Allsteel for use on Allsteel products. A subset of these approved patterns is available on cards in the textile binder, while numerous others are available on our website, allsteeloffice.com.

For memo samples, please contact our partners:

- **Camira, memos@camirafabrics.com 1.616.288.0655**
- **CF Stinson, cfstinson.com 1.800.841.6279**
- **HBF Textiles, hbftextiles.com 1.877.494.5727**
- **Maharam, maharam.com 1.800.645.3943**
- **Ultrafabrics, ultrafabricsinc.com 1.877.309.6648**

The intent of the **Partnership Program** is to offer a wide variety of on-trend textiles to meet your varied needs, but since these textiles are not part of our standard offering they may be subject to extended lead times. Because new materials will be introduced regularly, Allsteel reserves the right to change the offering at any time.

In the open plan, organizations are looking for ways to create spaces to flex with the needs of teams. Daybook creates division and collaboration for adjacent neighborhoods. Inserts can be customized to team needs — from a place to brainstorm to a celebration of project milestones. As teams change and new "neighbors" are added, the partition can be reconfigured to meet the needs of today and tomorrow.

	Top	Middle	Bottom
Metal	X	X	X
Laminate	X		X
Slotted Metal	X	X	X
Fabric	X	X	X
Glass Markerboard		X	
Planter		X	
Shelf		X	
Bookcase			X

Daybook is a furniture partition product, not a structural wall. It cannot support a door or other wall elements. It is anchored to the floor and ceiling/deck (or customer-provided structure) at the top and bottom of each vertical. When installing in a seismic zone, it is up to the trade partner (dealer/installer) managing the site to assess what is needed to be compliant with local codes.

Neighborhood Division

Creates neighborhood division by visibly *dividing space* and *harnessing local collaboration*. Permeable privacy is created through open-air inserts and a floor-to-ceiling design.

Team Culture

Drive team culture through *user choice* and *ownership* of product/space. A variety of materials and finishes enables designers to give teams their own flair and function without straying from corporate standards. The product can be a shared resource, but intuitively can feel owned by groups due to location or application.

Flexible Design

Daybook's flexible design allows it to be used in an *adaptive workplace*. Meaningful applications exist throughout the office; complementing different team and individual settings. Inserts and accessories can be easily swapped out to adjust to changes in team needs.

Frame

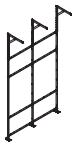
Base Frame

Frame Extension

Fabric Panel Inserts

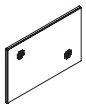
Top/Bottom Fabric Insert, Front

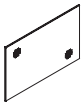
Top/Bottom Fabric Insert, Back


Middle Fabric Insert, Front

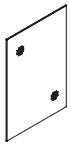
Middle Fabric Insert, Back

Laminate Panel Inserts

Top/Bottom Laminate Insert, Front

Top/Bottom Laminate Insert, Back

Metal Panel Inserts

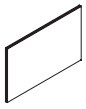
Top/Bottom Metal Insert, Front

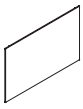
Top/Bottom Metal Insert, Back

Top/Bottom Slotted Metal Insert, Front

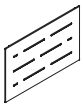
Top/Bottom Slotted Metal Insert, Back

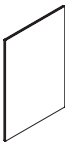
Middle Metal Insert, Front

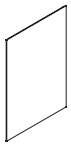
Middle Metal Insert, Back


Middle Slotted Metal Insert, Front


Middle Slotted Metal Insert, Back

Glass Panel Inserts

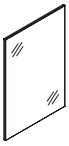
Glass MB Insert, Front

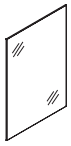
Glass MB Insert, Back

Storage & Shelving

Laminate Shelf

Laminate Bookcase

Steel Planter

Radii Tools

Hot File

Side Saddle

Bag or Coat Hook

Daybook™

Specification Details

GSA Reference Page

Frame (page 26)
- Frame is available in standard finishes.
- Recommended 5-6 sections per run (1 base frame, 3-4 frame extensions). Maximum run will depend on slope of floor. Floor must have less than 2" of height variance across the total run of the Daybook partition. Failure to meet this requirement could cause lack of stability resulting in product damage, property damage, or serious bodily injury.
- Every 36" requires ceiling attachment and floor attachment, these attachments come with NHBRHDFRM (base frame) and NHBRHDFRMEXT (frame extension) for simple specification. Hardware not included.
- Hardware finish is always black.
- Linear configurations only. Any configurations needing non-linear runs will need to be separate units on either side of the turn and will not be ganged or connected to each other.
- To add frame extensions after initial installation, you must disassemble frame and add extension pieces to the middle (NHBRHDFRM will always be on outside).

Ceiling Attachment (page 26)
- Attachment brackets ship with frame. Hardware is not included.
- Matches frame color specification.
- Ceiling brackets can be positioned on either side of the partition.
- Above ceiling bracket can mount directly to deck, but can also be mounted to built-out ceiling structure.
- Hardware is not included. Fasteners will vary depending on ceiling construction. Choose fasteners specific for your application.
- Grommets/shrouds for ceiling attachment must be sourced separately.
- "HI" spec: targeted mounting height 162" (13.5') to 207" (17') from floor.
- "MED" spec: targeted mounting height 138" (11.5') to 162" (13.25') from floor.
- "LO" spec: targeted mounting height 109" (9.125'), 126" (10.5') – 138" (11.25').
- For custom heights, please contact the Allsteel Tailored Products Group.

Floor Attachment (page 26)
- Attachment brackets ship with frame. Hardware is not included.
- Matches frame color specification.
- Foot design accepts customer-provided floor fastener up to ⅜" diameter.
- Finished floor anchor overall height maximum 7⁄16".

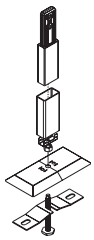

Inserts (pages 27-31)
- Top/Bottom inserts and middle inserts available to create customizable solution.
- Every partition has a "front" and a "back" and models must be specified as such to allow for proper attachment clips.
- Day 2 insert customers will only need to order "back" models for tile to tile retrofit opportunities.
- All front and back inserts can be different to match application need.
- Slotted metal inserts will show back of tile through the slots depending on what insert it is being used with. Weight capacity for slotted metal inserts/Radii tools: 50 lbs. distributed.
- Weight capacity for slotted metal inserts/Radii tools: 50 lbs. distributed.
- Top/Bottom Inserts feature Metal, Slotted Metal, Fabric, and Laminate materials.
- Middle inserts feature Metal, Slotted Metal, Fabric, and Glass Marker Board.
- Laminate inserts have a vertical grain direction. For fabric inserts, all Allsteel standard paints are available for the pan.
- Must install frame before installing inserts. Order in which inserts are installed does not matter.

Floating Shelf/Bookcase (page 32)
- Laminate shelf perfect for team displays and collaboration tools.
- Available in Allsteel standard laminates.
- 20 lbs. (distributed) load capacity per shelf.
- Floating shelf utilizes universal brackets.
- Bookshelf utilizes hardware for frame attachment. Available in Allsteel standard paint finishes.
- Shelves and bookcases are dual-sided inserts. Only one is required within specification (does not require a front and back model, like other inserts).
- Maximum of three shelves per middle section.
- Shelves can only be used as a middle inserts. Bookcases can only be used as a bottom insert.

Planter (page 33)
- Planter can be used for light storage or to introduce biophilia into a space.
- Painted steel planter available in Allsteel standard paints. Brackets will match paint specified with planter.
- Plant liner must be sourced separately, standard sizes available in the market.
- Planters can only be used as a middle insert.
- 30 lbs. weight capacity (distributed).
- Maximum of three planters per middle section.
- Planters are dual-sided inserts. Only one is required within specification (does not require a front and back model, like other inserts).

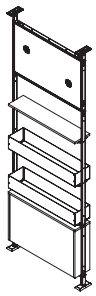

Deck Visual Details

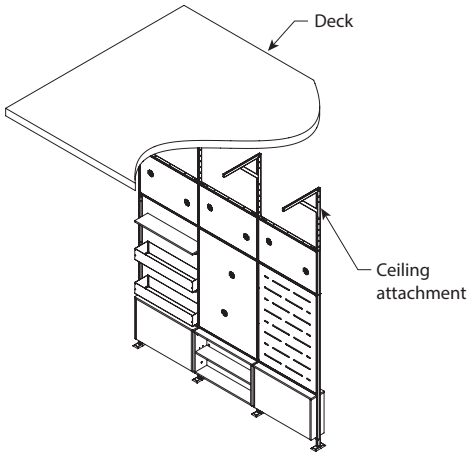

Visual from Top Side

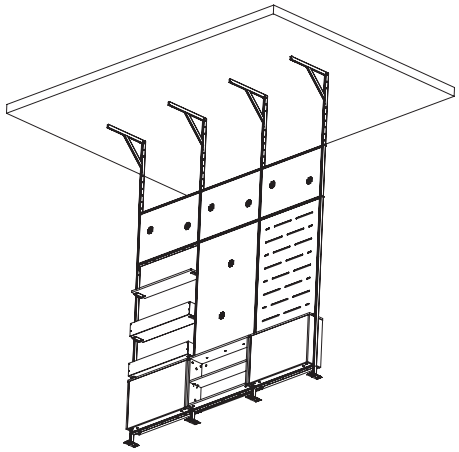

Visual from Bottom Side

Structure Connected to Deck Visual Details

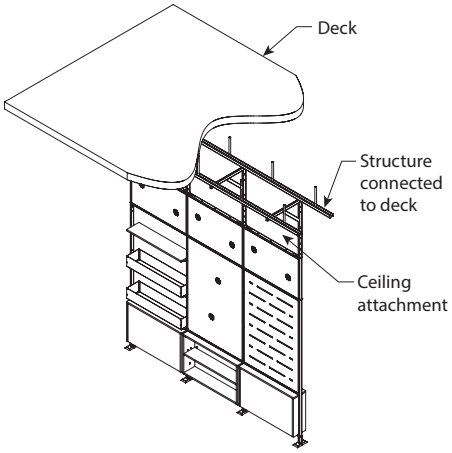

Visual from Top Side

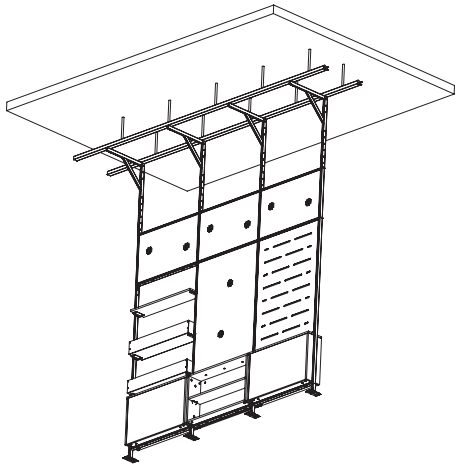

Visual from Bottom Side

Grid Ceiling Visual Details

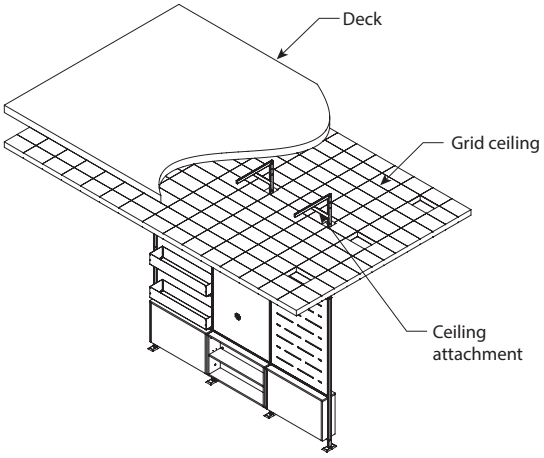

Visual from Top Side

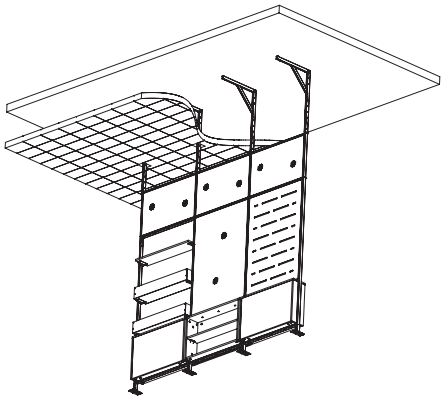

Visual from Bottom Side

For specification information see page 24.

Open Market

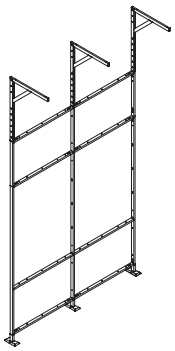

Description	Model	List Price
Daybook Frame		
Base Frame	**NHBRHDFRM**	**$ 6966**

NOTE: For custom heights, please contact the Allsteel Tailored Products Group.

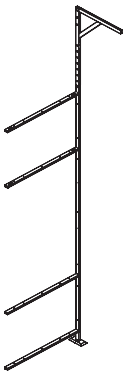

Frame Extension	**NHBRHDFRMEXT**	**$ 3159**

NOTE: For custom heights, please contact the Allsteel Tailored Products Group.

DAYBOOK

How to specify —	*1st Option:*	*2nd Option*
Select the Model Number from above.	**Select the Base Paint Color** *(if applicable)*: P1 P2 P3 See page 20 for paint finishes.	**Select Ceiling Attachment:** **L** Low Ceiling Attachment **M** Medium Ceiling Attachment **H** High Ceiling Attachment
_____ .	_____ .	_____

Example: **NHBRHDFRM.P71.L**

Daybook™

Laminate Inserts

For specification information see page 24.

Open Market

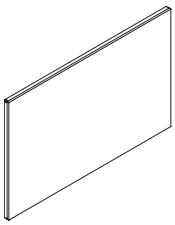

Description	Model	List Price
Daybook Insert		
Top/Bottom Laminate Insert, Front	**NHBRHDTBILF**	**$ 794**
Top/Bottom Laminate Insert, Back	**NHBRHDTBILB**	**$ 610**

Note: Laminate inserts have a vertical grain direction.

How to specify —	*1st Option:*	*2nd Option:*
Select the Model Number from above.	**Select Laminate:** See page 20 for finishes.	**FSC Wood:** **F** FSC Wood **X** Non-FSC Wood (Omit)

Example: **NHBRHDTBILF.P.F**

Daybook™

Metal Inserts

For specification information see page 24.

Open Market

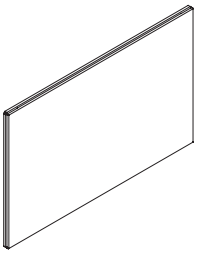

Description	Model	List Price
Daybook Insert		
Top/Bottom Metal Insert, Front	**NHBRHDTBIMF**	**$ 392**
Top/Bottom Metal Insert, Back	**NHBRHDTBIMB**	**$ 196**



Middle Metal Insert, Front	**NHBRHDMIMF**	**$ 932**
Middle Metal Insert, Back	**NHBRHDMIMB**	**$ 644**

Note: Specify marker board paint to make it a writable surface.

How to specify —	*1st Option:*
Select the Model Number from above.	**Select the Paint Color:** P1 P2 P3 See page 20 for paint finishes.

_____ . _____

Example: **NHBRHDTBIMF.P71**

Daybook™

Slotted Metal Inserts

For specification information see page 24.

Open Market

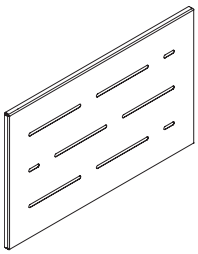

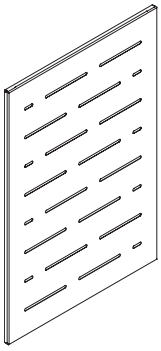

Description	Model	List Price by Paint Grade P1	P2
Daybook Insert			
Top/Bottom Slotted Metal Insert, Front	**NHBRHDTBIPMF**	**$ 518**	**$ 547**
Top/Bottom Slotted Metal Insert, Back	**NHBRHDTBIPMB**	**$ 392**	**$ 414**
Middle Slotted Metal Insert, Front	**NHBRHDMIPMF**	**$ 1058**	**$ 1116**
Middle Slotted Metal Insert, Back	**NHBRHDMIPMB**	**$ 772**	**$ 815**

DAYBOOK

How to specify —

Select the Model Number from above.

1st Option:

Select the Paint Color:

P1 P2 P3

See page 20 for paint finishes.

Example: **NHBRHDTBIPMF.P71**

Daybook™

Fabric Inserts

For specification information see page 24.

Open Market

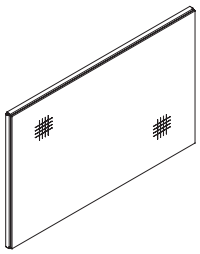

Description	Model	List Price by Fabric Grade A	B
Daybook Insert			
Top/Bottom Fabric Insert, Front	**NHBRHDTBIFF**	**$ 819**	**$ 882**
Top/Bottom Fabric Insert, Back	**NHBRHDTBIFB**	**$ 654**	**$ 700**



Middle Fabric Insert, Front	**NHBRHDMIFF**	**$ 1608**	**$ 1732**
Middle Fabric Insert, Back	**NHBRHDMIFB**	**$ 1362**	**$ 1457**

DAYBOOK

How to specify —	*1st Option:*	*2nd Option:*
Select the Model Number from above.	**Select the Paint Color:** P1 P2 P3 See page 20 for paint finishes.	**Select Fabric:** See pages 20-21 for fabrics.
_ _ _ _ _ _ _ _ _ .	_ _ _ .	_ _ _ _

Example: **NHBRHDTBIFF.P71.APN911**

Daybook™

Glass Inserts

For specification information see page 24.

Open Market

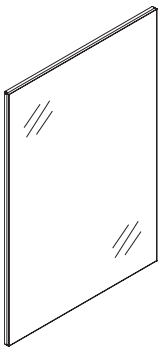

Description	Model	List Price
Daybook Insert		
Middle Glass Marker Board Insert, Front	**NHBRHDMIGMBF**	**$ 3971**
Middle Glass Marker Board Insert, Back	**NHBRHDMIGMBB**	**$ 3731**

How to specify —

Select the Model Number from above.

												.

Example: **NHRBRHDMIGMBF**

For specification information see page 24.

Open Market

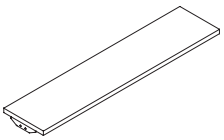

Description	Model	List Price
Daybook Shelves		
Laminate Shelf	**NHBRHDSHELF**	**$ 368**

How to specify —	*1st Option:*	*2nd Option:*	*3rd Option:*	*4th Option:*
Select the Model Number from above.	**Select Laminate:** See page 20 for finishes.	**Select Laminate Edge:** See page 20 for finishes.	**FSC:** **F** FSC Wood **X** Non-FSC Wood	**Select the Paint Color:** P1 P2 P3 See page 20 for paint finishes.
_____ .	_____ .	_____ .	_____ .	_____

Example: **NHBRHDSHELF.P.E4.F.P71**

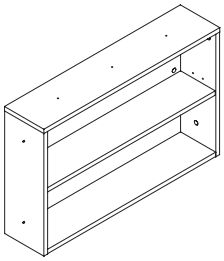

Laminate Bookcase	**NHBRHDBKCSE**	**$ 1484**

How to specify —	*1st Option:*	*2nd Option:*	*3rd Option:*
Select the Model Number from above.	**Select Laminate:** See page 20 for finishes.	**Select Laminate Edge:** See page 20 for finishes.	**FSC:** **F** FSC Wood **X** Non-FSC Wood
_____ .	_____ .	_____ .	_____

Example: **NHBRHDBKCSE.P.E4.F**

Daybook™

For specification information see page 24.

Open Market

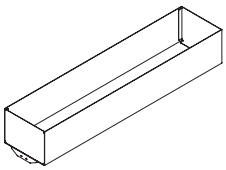

Description	Model	List Price
Daybook Planter		
Steel Planter	NHBRHDPLANT	$ 610

How to specify —	*1st Option:*
Select the Model Number from above.	**Select the Paint Color:** P1 P2 P3 See page 20 for paint finishes.

Example: **NHBRHDPLANT.P71**

Daybook™

Work Tools

Open Market

Work Tools

Description	Model	List Price
Hot File		
9½"H x 12¼"W x 3⅞"D	**AEHF**	**$ 62**
Side Saddle		
4"H x 12¼"W x 2⅛"D	**AESS**	**$ 51**
Bag or Coat Hook		
3¼"H x 1⅝"W x 2¼"D	**AECH**	**$ 39**

Terrace® Systems

Finishes 36
Typicals Overview 37
Introduction to Terrace 38

FRAMES, CONNECTORS, AND TILES

Working with Frames and Connectors 39-43
Approach and Involve Laminate Wood Storage 44-45
Working with Sliding Doors 46
Working with Tiles 47-53
Working with Veneer 54

Frames

Base Panel Frames — Raceway and Footed 55
Stacking Frames and Segment Kits 56
Doors Panels, Sliding Door, and Conversion Kits — Footed and Base Raceway 57
Top Trim — Radius and Flat 58
Glass Panel Mounted Screens and Trim 59

Connectors

Connector Kits, Trim, and Stabilizer Brackets 60-63
Wall Track and Segment Bars 64

Tiles

Fabric Tackable Acoustical and with Port 65-68
Steel, Tool, Perforated Steel, Laminate, and Spanning Tiles To-the-Floor 69-76
Glass — Single Pane 77
Marker Board 78
Landscape Surface and Custom Tile Bracket Kits 79-80
Veneer 81

ELECTRICAL (8-WIRE)

Working with Electrical & Data 82-92
Power Harnesses, Pass-Thru Cables, and Jumper Cables 93
Dual Electric Eight-Circuit Power Harness Kit 93
Duplex Receptacles, Infeeds, and Power Poles 94
Electrical and Data Components 95-96

WORKSURFACES AND SUPPORTS

Working with Worksurfaces and Supports 97-103
Working with Cadence® Freestanding Desking 104-112

Laminate Flat Edge

Primary and Bow Front 113-114
External Worksurface Support Channel 113
Corner, 120°, 60°, and Corner Cove 115-116
Altitude® Height-Adjustable Reference 116
Peninsula, P-Shaped, and Jetty 117
D-Shaped and Quarter-Round 118
Countertops, Raised and Countertop Kits 119-120
9120 Program for Non-Standard Size Worksurfaces 121-122

Veneer Square Edge

Quarter-Round 123

Supports

Panel-mount Worksurface Supports and Brackets 124
Cadence Desking Worksurface Supports and Brackets 125
Wall Track Kits and Tile Attachment Brackets 125
Cadence Desking Modesty Panels and Gussets 126

METAL OVERHEADS

Working with Overheads, Shelves, and Hutches 127-130
Overhead Cabinets, Shelves, and Up-mount Kits 131-132
Hutches and Tackboards 133

PAINTED METAL FINISHES

GRADE P1

Black P27
Brownstone P7D
Bungalow P7C
Cinder P7Q
Cove P096
Designer White ..... PJW
Dune P094
Flint P02
Fossil P28
Harbor P097
Loft P7B
Muslin P4J
Parchment P93
Pebble P8R
Pewter P8D
Sage P095
Salt P8C
Titanium P8T

GRADE P2

Champagne Metallic PR5
Gunmetal Metallic PR3
Platinum Metallic PR2
Silver** PR6
Solar Black P8X

**PR6 - no upcharge on Involve; available as Grade P2 color on stanchions.
PR6 & P8X - not available on Concensys, Essentials bookcases, and vertical files.

GRADE P3

Amethyst *(De-emphasized)* P091
Atom P8S
Blossom*** P8K
Bullseye ..... PJF
Cobalt Mica *(De-emphasized)* P090
Ember P8P
Ion P8N
Iris P8J
Krypton P8F
Ochre P093
Regatta P8M
Sienna P092
Succulent*** P8A

*** These colors are intended to be an inspirational option for the trending market. Product application is limited and color availability is approximately two years to coincide with evolving workplace trends.

Metallic paints, due to varying reflectance, may appear to have less visual color consistency than other paint finishes, even when L/A/B values are exactly the same. (L/A/B — measurable aspects of color — values are maintained within a specified range, to ensure consistent appearance of paint colors.)

METAL STORAGE PULLS

Black E4
Bronze *(for veneer only)* ..... EZ
Matte Silver ..... EL

PAINTED WOOD FINISHES

Brownstone M13
Bungalow M12
Designer White M17
Flint M16
Loft M11
Muslin M15

ELECTRICAL AND DATA COMPONENTS

Black E4
Brownstone ..... EY
Designer White ..... DW
Flint E9
Loft ..... EV
Muslin ..... EU
Silver ..... ES

Recommended Coordinate Colors:
Bungalow use Muslin EU
Carob use Black E4
Champagne Metallic use Muslin EU
Cinder use Brownstone EY
Fossil use Flint E9
Gunmetal Metallic use Brownstone EY
Parchment use Muslin EU
Pebble use Loft EV
Pewter use Flint E9
Platinum Metallic use Silver ES
Salt use Silver ES
Titanium use Silver ES

LAMINATES

GRADE L1

SOLID COLORS

Black ..... P
Brownstone* LM13
Bungalow* LM12
Designer White* LDW1
Flint* LM16
Fossil Shale* LEH1
Loft* LM11
Muslin* LM15
Titanium* LTI1

ABSTRACT

Ash LT3B
Handspun Pearl ..... LAHP
Handspun Dove ..... LAHD
Handspun Slate ..... LAHS
Handspun Chestnut ..... LAHC
Silver Mesh LT8D

WOODGRAIN

Belair ..... LWBA
Bourbon Cherry ..... H
Field Elm ..... LWFE
Florence Walnut* LFW1
Kingswood Walnut* LKI1
Natural Maple* ..... LWD
NeoWalnut* LNU1
Pinnacle ..... PINC
Shaker Cherry* LW7C

GRADE L2

Beigewood* ..... LWBE
Fawn Cypress* LFC1
Lowell Ash* LLA1
Mangalore Mango* LMM1
Natural Recon* LNR1
Phantom Charcoal* LPC1
Phantom Ecru* LPE1
Portico Teak* LPT1
Skyline Walnut* LSW1
Veranda Teak LVT1

GRADE L3

Natural Walnut* ..... LWNW

* Storage available in these 30 laminates.

LAMINATE AND PAINTED WOOD STORAGE PULLS

Silver PR6

LAMINATE EDGE COLORS

Beigewood ..... DE
Belair ..... BA
Black E4
Bourbon Cherry ..... H
Brownstone ..... EY
Bungalow ..... EX
Designer White ..... DW
Fawn Cypress ..... FC
Field Elm ..... FE
Flint E9
Florence Walnut ..... FW
Fossil ..... EH
Kingswood Walnut ..... KI
Loft ..... EV
Lowell Ash ..... DL
Mangalore Mango ..... MM
Muslin ..... EU
Natural Maple ..... DD
Natural Recon ..... NR
Natural Walnut ..... DN
NeoWalnut ..... NU
Parchment ..... EN
Phantom Charcoal ..... PC
Phantom Ecru ..... PE
Pinnacle ..... PI
Platinum Metallic ..... EP
Plyband ◆ ..... PL
Portico Teak ..... DP
Shaker Cherry ..... DF
Skyline Walnut ..... SW
Titanium ..... TI
Veranda Teak ..... VT

◆ Edge is limited to flat edge surfaces: rectangle, square, trapezoid, polygon, or round. No curvilinear or combination curve and straight.

METAL GROMMETS

FOR LAMINATE WORKSURFACES

Oval/Square:
Matte Silver ..... EL

FOR VENEER WORKSURFACES

Oval:
Black E4
Bronze ..... EZ
Matte Silver ..... EL

Square:
Matte Silver ..... EL

PLASTIC GROMMETS

FOR WORKSURFACES

Black E4
Brownstone ..... EY
Bungalow ..... EX
Designer White ..... DW
Flint E9
Fossil ..... EH
Loft ..... EV
Muslin ..... EU
Parchment ..... EN
Titanium ..... TI

PLASTIC GROMMETS WITH WOODGRAIN EDGE

If woodgrain edge is specified, the plastic grommet color is predetermined, based on finish selection.

Beigewood, Fawn Cypress, Natural Maple, and Natural Recon ..... Muslin EU
Kingswood Walnut and NeoWalnut ..... Brownstone EY
Phantom Charcoal and Skyline Walnut ..... Flint E9
Phantom Ecru ..... Loft EV
Portico Teak ..... Fossil EH
All other woodgrain options ..... Black E4

STRATAWOOD VENEERS

GRADE V1

Add FSC prefix to Stratawood codes listed below for Stratawood veneer trim on Stride and Terrace.
Example: **FSCSC777**

CHERRY

Cinnamon/Biltmore Cherry SC260
Lowell Ash Cherry SC394
Clear Cherry SC700
Light Cherry SC701
Shaker Cherry SC774
Burnished Cherry SC777

MAPLE

Field Elm SE599
Clear Maple*** SE800
Harvest Maple SE856
Beigewood SE878
Phantom Ecru SE912
Belair SE934

OAK

Clear Oak SF300
Dark Rift Oak SF331

SILVER OAK

Silver Oak Clear SB100
Portico Teak Silver Oak SB150

WALNUT

Florence Walnut ST579
Light Walnut ST601
Skyline Walnut ST625
Pinnacle Walnut ST679
Sumatra Walnut ST693

NATURAL VENEERS — FLAT CUT

GRADE V1

CHERRY

Cinnamon/Biltmore Cherry NC260
Lowell Ash NC394
Medium Red Cherry NC512
Light Cherry NC701
Shaker Cherry NC774
Burnished Cherry NC777

MAPLE

Clear Maple NE800
Harvest Maple NE856

WALNUT

Ebony Walnut NT509
Florence Walnut NT579
Light Walnut NT601
Skyline Walnut NT625
Nutmeg Walnut NT629
Pinnacle Walnut NT679
Sumatra Walnut NT693

NATURAL VENEERS — RIFT CUT

GRADE V2

Fawn Cypress Rift Cut Oak RF108
Light Rift Cut Oak RF301
Dark Rift Cut Oak RF331
Phantom Ecru Rift Cut Oak RF912

***SE800 and NE800 are not available on Stride trim.

The beauty of wood is the natural variation of grain patterns and colors that make each piece unique. This variation is also influenced by lighting conditions, orientation of mated parts, and varying acceptance of the finishing process. The varying colors and physical characteristics naturally occur in all wood species but are most pronounced in lighter colored woods, and are especially evident in natural finishes.

GROMMETS ON VENEER WORKSURFACES

Wire management grommets come standard on most veneer worksurfaces. Choose between metal or plastic grommet option. Note: Plastic grommet color is predetermined based on finish selection.
All Maple veneers ..... Muslin EU
All other veneers ..... Black E4

LOCKS

Black E4
Chrome ..... ordered by base model
Matte Silver ..... EL

NOTE: Refer to individual product pages for upcharges.

Terrace® Systems

A full gallery of typicals from each Allsteel system can be found on our website:
https://www.allsteeloffice.com/design-resources/idea-starters.
Each typical includes a complete BOM with current pricing, downloadable CAD files and PDFs of each drawing.

Use the Allsteel Typicals Gallery to find the components in a Single Terrace Station…

"Irregular" Shape Station 23′ x 6′6" (6-pack)

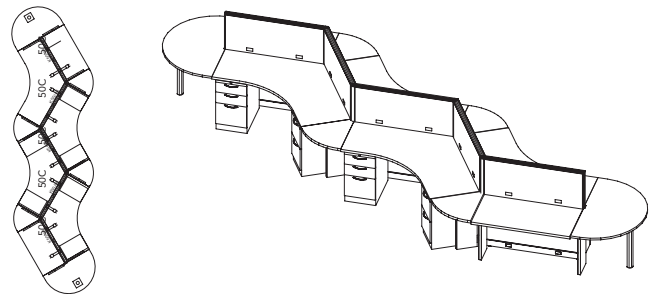

Line Item	Product Description	Qty	Model Number
1	Structural Raceway Panel Frame — No Top Trim 50"H x 48"W	6	**TK05048WR**
2	Terrace Top Trim 48"W	6	**TK348PT**
3	E End Trim Connector Kit 50"H	2	**TK350E**
4	B 2-way 120 Degree Connector Kit 50"H	4	**TK350B**
5	Terrace Tackable Acoustic Ported Tile 50"H x 48"W	12	**TKG45048E**
6	Primary 24"D x 48"W Flat Edge Laminate w/o Grommets	2	**T52448SN**
7	120 Degree Corner 24"D x 48"W Flat Edge	4	**TT54824CBN**
8	60 Degree Pie Worksurface 24"D Flat Edge	4	**TT52424SD**
9	D-Shape for 2-24"D x 30"W Flat Edge	2	**TN524D**
10	Terrace Support Leg 24"D x 29½"H	12	**TKSL2429P**
11	Support Column 29½"H x 3" Diameter	2	**TT629SC**
12	Power Harness 48"W	6	**A871248**
13	Terrace Duplex Receptacle — Circuit 1	10	**A873501**
14	Electrical Infeed Cable	1	**A876072**
15	Terrace Electric Mounting Bracket (12 pk)	1	**8989EB**
16	Jumper Cable 66"W	1	**A871366**
17	Essentials Support Ped BBF 28"H x 22⅞"D Arch Pull	4	**PF197-233A**
18	Essentials Support Ped FF 28"H x 22⅞"D Arch Pull	4	**PF198-232A**

And how to make the most of your space with Involve®.

Involve "U" Stations 24′ x 6′ (3-pack)

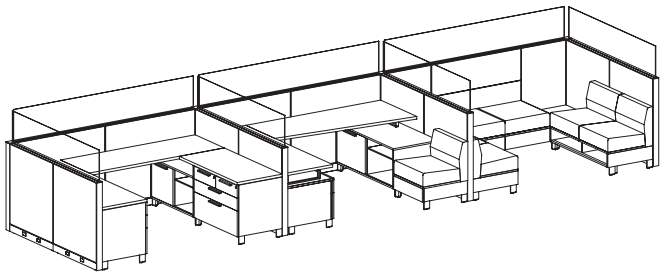

Visit https://www.allsteeloffice.com/design-resources/idea-starters to view these typicals and more.

The building blocks for a better office.

What makes a workspace inspiring? The truth is it's different for every office and every worker. The Terrace frame-and-tile solution offers both flexibility and refined design details, so you can keep it basic or dress it up. And, when paired with other Allsteel products, you can create beautiful, functional spaces that look every bit as good as they work.

Ideas often come from collaboration. Other times from focused research. And sometimes they appear out of the blue. Terrace makes it easy to design environments that help people do better work, from individual workstations for focused activities to teaming areas for group collaboration. With lower panels and frameless glass, open, naturally lit workspaces have an aesthetic that inspires. So nothing gets in the way of the next big idea.

More ways to design one-of-a-kind environments.

With Terrace, spaces can be as active as the people who use them. Worksurfaces of varying heights give people the freedom to enjoy the ergonomic benefits of changing postures. Soft seating integrated within primary and secondary work areas encourages spontaneous collaboration. And customized storage options can be integrated into spaces in a variety of ways to better fit individual workstyles.

Terrace offers unique designs that make a strong visual statement customized for any application. From the clean aesthetic of benching to an open, cross-functional collaborative space to an individual workstation for focused activities, Terrace provides the options and features you want and need.

Make the most of your space and your resources.

With real estate at a premium and the need for workspaces to be more agile to accommodate future needs and changing workstyles, office furniture must work harder than ever. That's why Terrace is built to last with sturdy steel panels that stand up to years of use and numerous reconfigurations. And it's designed to work seamlessly with other Allsteel products, so you can easily integrate a variety of other furniture options whenever the need arises.

Terrace, make it yours.

Once you've selected the furniture for your space, a variety of material options are available to give it a personality all its own. Make a bold statement with woodgrain laminate storage and contrasting trim and panel fabric. Or create a brighter look with panels and storage in light fabrics and finishes. Find the perfect palette to complement your brand or style.

The most beautiful thing about Terrace is all the ways you can customize it for functionality, ergonomics, and aesthetics. It can support heads-down concentration or encourage open interaction. You can mix and match a variety of options, from panel heights to worksurfaces, fabrics to frameless glass, and storage to accessories. The choices are endless.

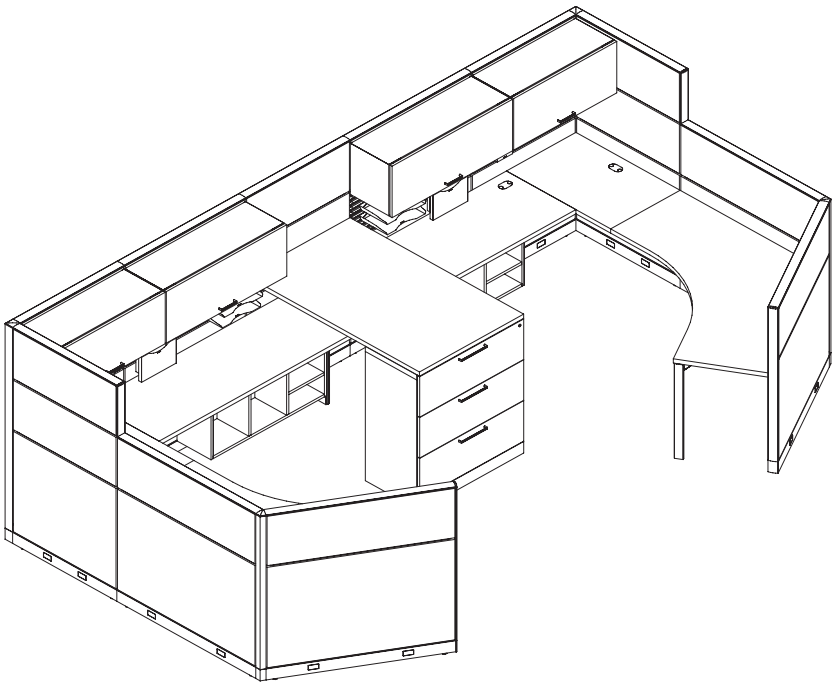

Frames & Connectors

Terrace® — Overview of Frames

GSA Reference Page

BASE RACEWAY FRAMES

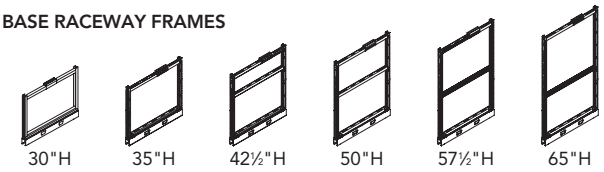

30"H 35"H 42½"H 50"H 57½"H 65"H

FOOTED PANEL FRAMES

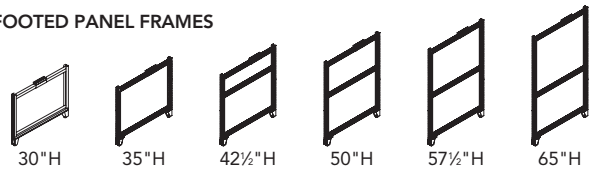

30"H 35"H 42½"H 50"H 57½"H 65"H

STACKING FRAMES

15"H 22½"H 30"H

DOORS

87½"H Hinged 95"H Hinged Sliding 50"H/65"H/80"H

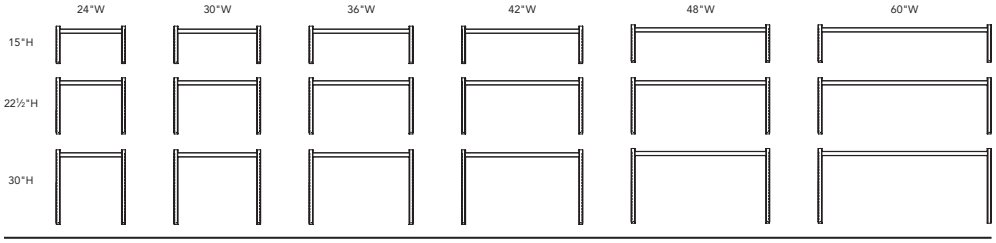



TOP TRIM / SCREENS

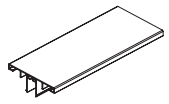

Flat Painted

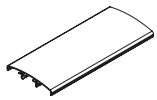

Radius Painted

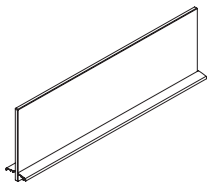

Glass Panel Mounted Screen

Connector Kits

"L"	90° Connector Kit	**"B"**	2-way 120° Connector Kit
"T"	3-way Connector Kit	**"C"**	3-way 120° Connector Kit
"X"	4-way Connector Kit	**"W"**	Wall Mount Kit
"S"	Extended Straight Connector Kit	**"E"**	End Trim Kit

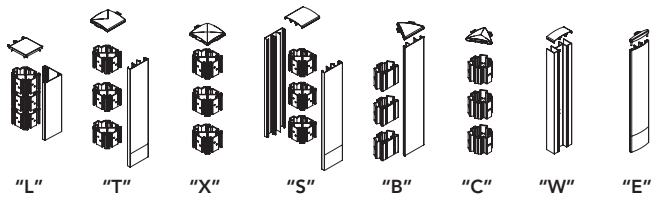

"L" **"T"** **"X"** **"S"** **"B"** **"C"** **"W"** **"E"**

Frames

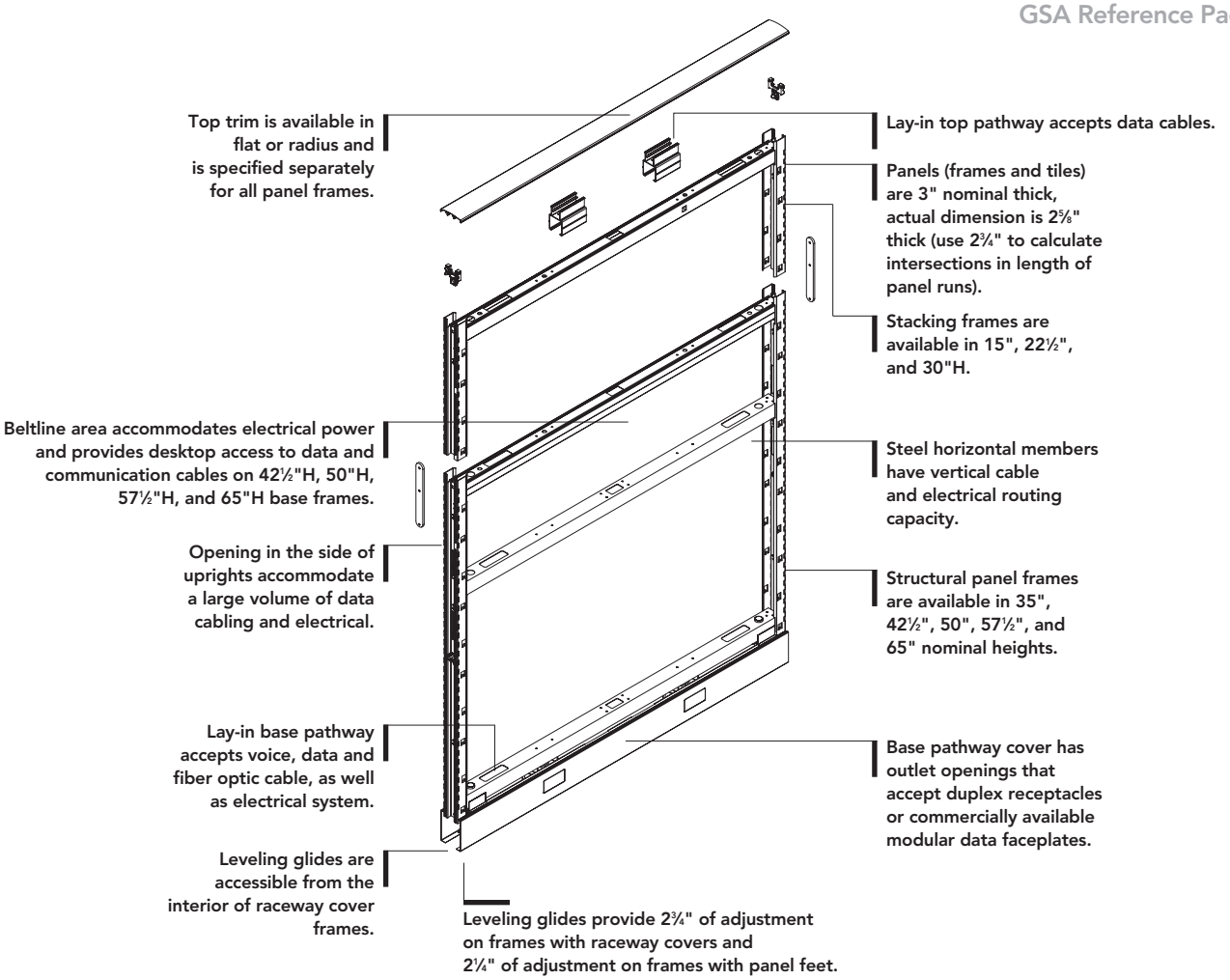

Frame Dimensions (Actual)

Depth: 2⅝" (use 2¾" to calculate intersections in length of panel run)

Widths: 24", 30", 36", 42", 48", 60"

Heights* with radius painted trim: 29¼", 34¼", 41¼", 49¼", 56¾", 64¼"

Stacking Frames: 15"H, 22½"H, 30"H

Leveling Glides on Frames with Raceway Covers: 2¼" range

Leveling Glides on Footed Frames: 2¼" range

*with levelers fully retracted

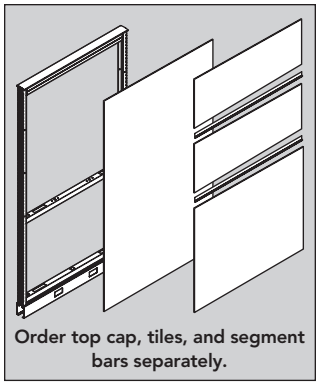

Order top cap, tiles, and segment bars separately.

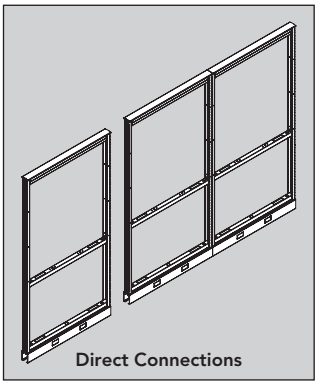

Direct Connections

Panel Frames (page 55)

- Specifications: formed, steel vertical members, with tubular steel horizontal members are welded into a sturdy, structural panel frame.
- Panels are shipped with base pathway covers or decorative feet installed.
- Top trim, monolithic or segmented tiles, and segment bars are ordered separately with choices of applications.
- Direct connections between same height frames in a continuous run are accomplished with provided hardware. There is no incremental increase in dimension along the run.
- For adequate stability, one of two methods of stabilization shown on page 41 must be adhered to.
- Base raceway panel frames include: frame, base pathway covers, attaching hardware, and bottom segment clip.
- Footed panel frames include: frame, panel feet, attaching hardware, and bottom segment clip.
- No electrical or data capabilities in footed panel frames. Decorative feet replace base raceway covers.

Panel Frame Conversion Kits (page 57)

- Base raceway to footed and footed to base raceway conversion kits can be used to convert existing frames. Footed to base raceway kits ship with glide tower assembly. Conversion process requires panel to be removed from panel run.

Building Vertically with Terrace Frames

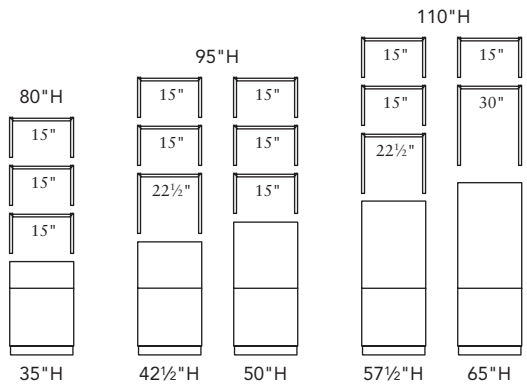

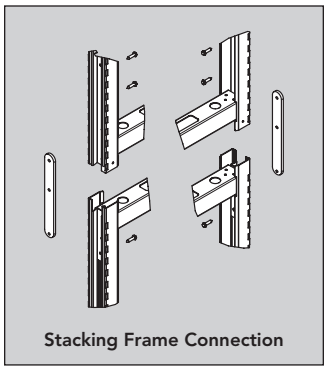

Stacking Frame Connection

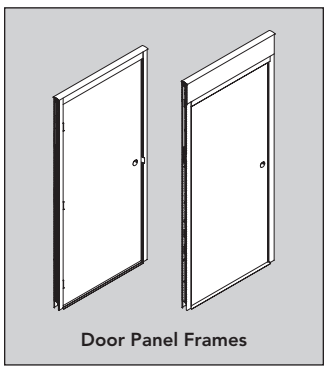

Door Panel Frames

Building Horizontally with Terrace Frames

Method 1—Opposing Returns

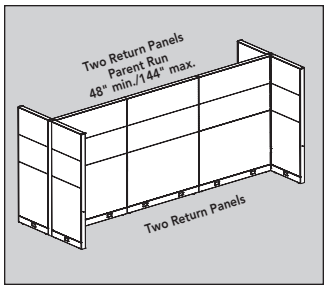

Method 2—Single-Sided Returns

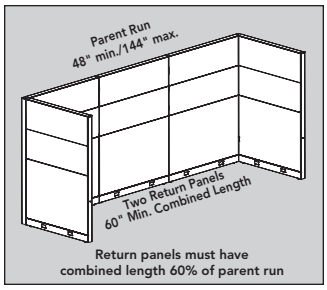

Important planning guidelines: For adequate stability, one of two methods of stabilization must be adhered to:

Method 1—Opposing returns

- A parent run must be a minimum of 48" and a maximum of 144" between return panels. The parent run must have a minimum of two return panels running in opposing directions on each end of run.
- A single return panel (48" nominal minimum length) may be used with a mid-panel connector. The panel must extend at least 24" from one side of the parent run.
- Return panels must not be no more than 30" lower than the maximum height of the parent panel run.

Method 2—Single-sided returns

- A parent run must be a minimum of 48" and a maximum of 144" between return panels. The parent run must have a minimum of two return panels totaling at least 58% of its length, extending in one direction.
- Return panels must not be any more than 30" shorter in height than parent run. When using 120° connections, 12" must be added to length of return panels as determined by methods 1 and 2. Any run under 100" must have a minimum combined length of 60" of return panels.

Stacking Frames (page 56)

- When adding stacking frames, remove the top trim from the structural frame, and install it on top of uppermost stacking frame.
- Stacking connection provides a solid metal-to-metal connection, allowing the stacking frame to accept hang-on components, per Allsteel configuration guidelines.
- Includes attachment hardware and uses specified top trim. Add appropriate connectors.
- Stacking frames can be added to the top of a 35"H base panel frame up to 80"H, added to 42½"H and 50"H base panel frames in any combination up to 95"H, and added to the top of 57½"H and 65"H structural panel frames up to 110"H.
- To maintain panel mounting slot modularity 22½"H stacking frames should only be used with 42½"H, 57½"H base panel frames, or 87½"H door frames.
- To match 87½"H door frame height, use a 65"H base panel frame with a 22½"H stacking frame (slot modularity will be lost on stacker).
- To maintain modularity on 35"H, 50"H, and 65"H base panel frames use 15"H or 30"H stacking frames.
- If panel mounting slots are not being used, any stacking frame can be used on any base panel frame.
- Do not combine differing frame widths in a single stack or span multiple base panel frames with stacking frames.
- Stacking frames cannot be used as base frames.
- Tile options for stacking frames are given on page 49.
- Guidelines for using overhead storage with stacking frames are given on page 128.

Segment Bars (page 56)

- Segment bars are horizontal steel cross members required between tile segments. Must be specified on each side of frame.
- Black only.

Electrical Mount Support Bars (page 56)

- Used to mount electrical in any location in panel frame other than base pathway or beltline. Order electrical mounting brackets separately.
- Tiles must be field ported when electrical is mounted in a location other than just above the worksurface at beltline.
- Can be used with acoustical tiles on one or both sides of the panel frame.
- Includes attaching hardware. Gray only.

Door Panel Frames (page 57)

- The 87½"H door panel includes 42"W frame, 36"W door, hinges, top trim, and attaching hardware. See illustration above left.
- The 95"H door panel includes frame, 42"W door, hinges and attaching hardware, and two 8³⁄₁₆"H x 42"W fabric tiles for top of door frame.
- Doors available in laminate.
- Painted top caps available in radius or flat.
- Specify fabric for top tiles on 95"H door.
- Lockset with knob or lever ordered separately.

Sliding Door and Mounting Kit (page 57)

- See illustration and specification information on page 46.

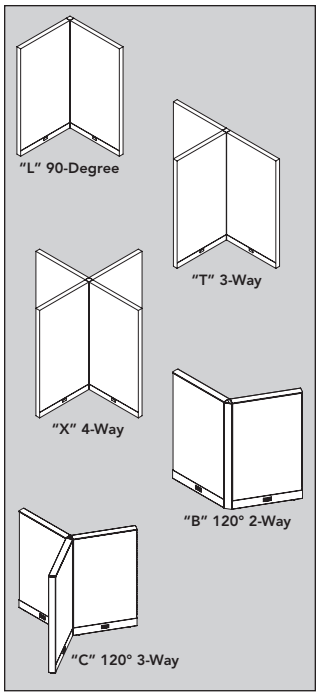

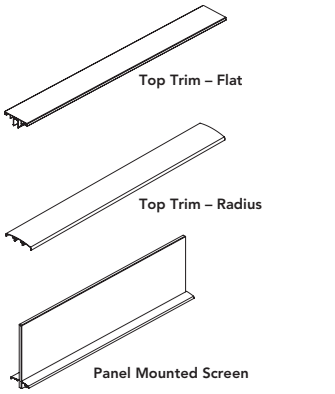

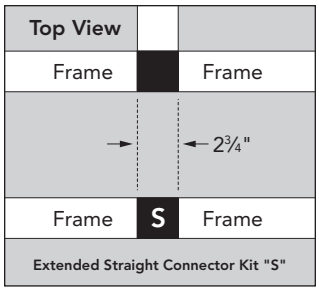

- **Multiple-height connections** also utilize standard "L", "T", "X", "S", and "E" connectors, with corresponding height connectors stacked according to the number of intersecting panels from the bottom up. (See examples below.)

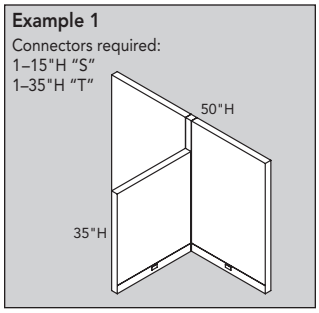

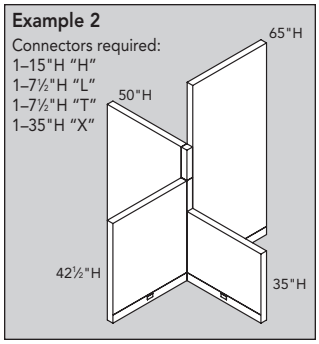

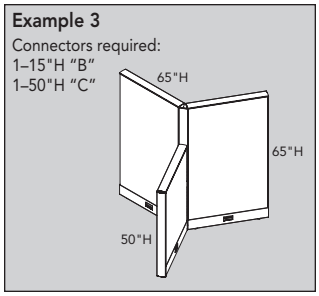

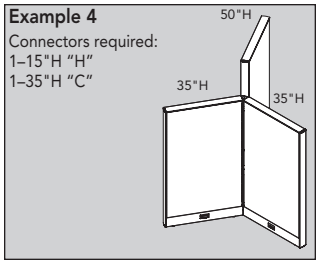

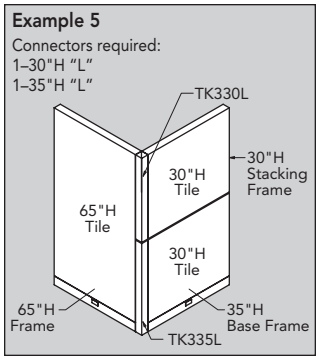

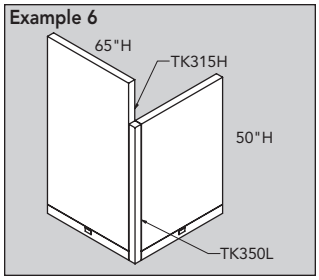

Connectors and Trim

Off-Modular Panel Connection Kit (page 57)
- Includes top and bottom attachment brackets and top trim finished end.
- Must be field installed. Installation requires defacing of the top tile.
- Cannot be mounted in locations where the bottom bracket is closer than 8 inches from the edge of frame in the base pathway on parent run panels.
- Not structural. No panel mounted glass on spine where attaching or on first off-modular panel.

Top Trim (page 58)
- Use to finish top on base panel frames and footed panel frames.
- Top trim can span individual or multiple base panel or stacking frames.
- It is possible to span multiple frames when the combined frame width is equal to the top trim width.
- Some spanning examples are listed on page 58, other combinations are possible.
- Available in flat or radius in painted finish.

Panel Mounted Screens (page 59)
- Frameless insert integrated into the base panel frame top trim.
- Replaces top trim on structural or stacking frame.
- It is possible to span multiple frames when the combined frame width is equal to the panel mounted screen width.
- Taller adjacent frames require "HG" grooved end trim.
- Panel mounted screens are non-structural. Do not hang or stack on top of panel mounted screens.
- Available in ⅜" thick clear or frosted glass.

Connector Kits (pages 60-62)
- "L", "T", "X", "S", "B", and "C" connector kits are used when connecting frames at intersecting runs.
- Base connectors include base pathway and must be specified at base regardless of full height or segmented connection. Specify height that corresponds with segment frame height. See Examples 5 and 6 at left.

"L", "T", "X", and "S" Connector Kits (page 60-62)
- For "L", "T", "X", and "S" connector kits, add 2¾" to the total length of the panel run for each intersection, whether located in the middle or at the end of the run.
- "L", "T", "X", and "S" connector kits includes top cap, connectors, vertical cover, light gap extrusion, and attaching hardware.
- "X" connector kits Includes top cap and connectors.
- Extended straight connector kit "S" can be used to keep continuous runs dimensionally consistent with opposing panel runs which incorporate "T" or "X" intersections. (Add 2¾" to the length of the run for every extended straight connector used.) See illustration at left.

2-Way 120° Connector Kits (page 61)
- Includes top cap, connectors, vertical cover, and attaching hardware.

3-Way 120° Connector Kits (page 61)
- Includes top cap and connectors

"E" End Trim Kits (page 62)
- End vertical trim cover (includes top cap — adds ⅜" to run).

Frames & Connectors

Terrace® — Working with Frames & Connectors

GSA Reference Page

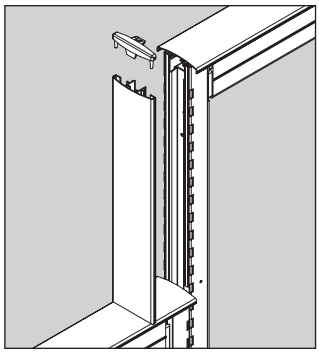

High-Low "H" End Trim

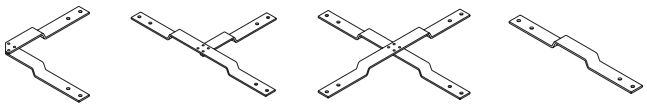

Top Stabilizer Brackets
Top and Bottom

Pair of Wall
Track Ends

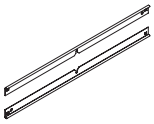

Tile Attachment Kit
Top and Bottom

Segment Bar

High-Low End Trim Kits (page 62)
- High-low "H" covers the exposed end of a frame when joining frames of differing height in certain configurations — profile adds ⅜" to length of panel run. See illustration at left.
- At the end of a panel run use "E" model suffix end trim kit.

Grooved High-Low Trim (page 62)
- For use when the base panel frame of a panel mounted screen is shorter than the adjacent in-line panel. Taller adjacent in-line panel cannot have a panel mounted screen.

"W" Wall Mount Kits (page 62)
- Wall mount kits provide a means to affix a panel run to a permanent building wall.
- Kit adds 1 1/16" to length of panel run.
- Includes top cap. (Color must be specified.)
- Connector is Black only.

Top Stabilizer Brackets (page 63)
- Optional brackets to provide added strength to reduce flex at panel junctions.
- Lay in cabling below top cap is not possible where bracket is installed.
- Panel mounted screen cannot be used where bracket is installed.

Terrace Wall Track/Tile Attachment Kits (page 64)
- Allows for mounting of system panel components on permanent wall structures except cantilevers and sit-to-stand units.
- Begin with one pair of ends; for multiple kits in line, add middle unit(s) between ends.
- Height of wall track coordinates with panel height. Field cut for lower heights.
- Wall track will add 1" to depth of attached components.
- Use Terrace wall track tile attachment kit to install tiles onto wall track. Tool tiles cannot be used on wall track. Kit includes two tile bars. Top bar may only be used in the top uppermost position on wall track. Bottom bar can be used in the bottom position at any location on wall track.
- When segmenting tiles on wall track, segment bars must be ordered for placement between all vertically adjacent tiles or at the top position of a single tile that is not in the uppermost position.
- It is not recommended to use Landscape™ or laminate Terrace tiles with wall track. If these tiles are required consider using Stride wall track.
- When using Terrace wall track and using tiles to create a tackboard situation under overheads hung at 65"H, make sure to use a 30"H tile or 2-15"H tiles to cover the entire area between the overheads and the worksurface.

Approach and Involve Laminate Wood Storage

Leg or plinth base models available. Leg base units are shown below.

Side-mounted Credenzas

Use 1 storage-to-panel bracket per credenza — 1 LH and 1 RH.
The minimum credenza size is 24"H x 36"W x 18"D.
With a mid-run floor support, the maximum panel run is 144".
Without a mid-run floor support, the maximum panel run is 96".
Overheads and shelves cannot be used with 24"H side mounted credenzas.
Worksurfaces (if specified) must be mounted on the same side of the parent run as the credenzas.
Panel frame maximum height is 65".

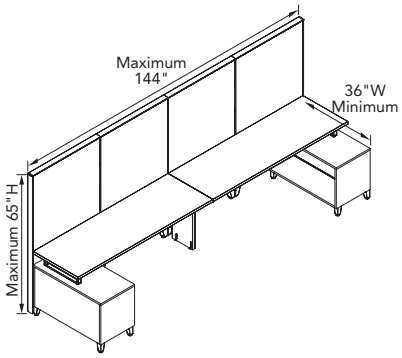

Back-mounted Credenzas — Modular

Use 2 storage-to-panel brackets per credenza — 1 LH and 1 RH.
The minimum credenza size is 24"H x 36"W x 24"D.
The maximum panel run between back-mounted credenzas is 72".
Overheads and shelves cannot be used with 24"H back mounted credenzas.
Worksurfaces (if specified) must be mounted on the same side of the parent run as the credenzas.
Panel frame maximum height is 65".

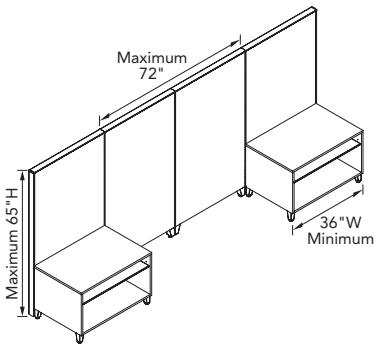

Back-mounted Credenzas — Off-Modular Ends

Use 1 storage-to-panel bracket per credenza — 1 LH and 1 RH.
The minimum credenza size is 24"H x 36"W x 24"D.
With a mid-run floor support, the maximum panel run is 144"
Without a mid-run floor support, the maximum panel run is 96".
Overheads and shelves cannot be used with 24"H back mounted credenzas.
Worksurfaces (if specified) must be mounted on the same side of the parent run as the credenzas.
Panel frame maximum height is 65".

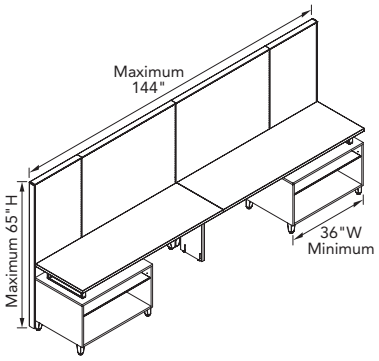

Note: Storage with unfinished metal backs require storage-to-panel bracket kit in order to mount to a panel. Left- or right-handed storage-to-panel bracket is determined by slots on panel — left-handed bracket required when attaching to left panel slots and right-handed bracket required when attaching to right panel slots.

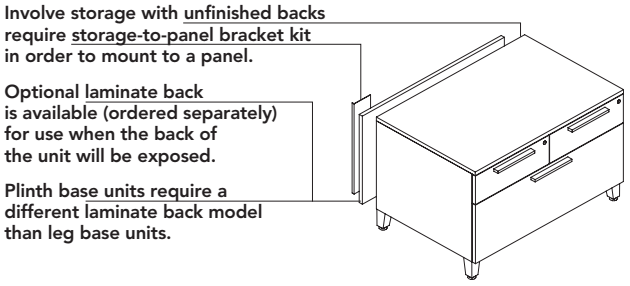



An example of a 2D CAD symbol for Involve is shown at left. Note the dashed line that represents the unfinished metal back. The pound sign indicates that counterweight kits may need to be added depending on the application. *See Casegoods & Storage Price List page 256 for counterweight specification rules.*

Approach and Involve Laminate Wood Storage

Storage with Panel Frames

GSA Reference Page

Leg or Plinth Base models available. Leg base units are shown below.

Side-mounted Credenzas — Modular for Overheads and Worksurfaces

Use 2 storage-to-panel brackets per credenza — 1 LH and 1 RH.
The minimum credenza size is 28"H x 36"W x 24"D.
28"H side mounted credenzas must be mounted modular when using overheads and worksurfaces on panels.
With a mid-run floor support, the maximum panel run is 144".
Without a mid-run floor support, the maximum panel run is 96".
Overheads, shelves, and worksurfaces must be mounted on the same side of the parent run as the credenzas.
Maximum overhead height is 15".
Panel frame maximum height is 65".

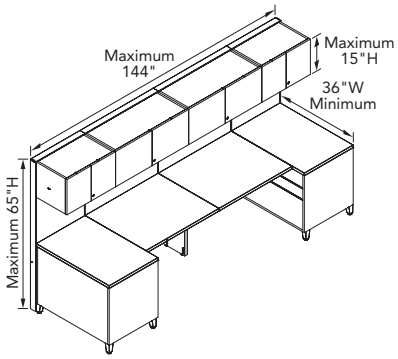

Back-mounted Credenzas — Modular for Overheads and Worksurfaces

Use 2 storage-to-panel brackets per credenza — 1 LH and 1 RH.
The minimum credenza size is 28"H x 36"W x 24"D.
Full back units without trough due to stability, only troughless Approach or Involve allowed.
With a mid-run floor support, the maximum panel run is 144".
Without a mid-run floor support, the maximum panel run is 96".
The maximum panel run between back-mounted credenzas is 72".
Overheads, shelves, and worksurfaces must be mounted on the same side of the parent run as the credenzas.
Maximum overhead height is 15".
Panel frame maximum height is 65".

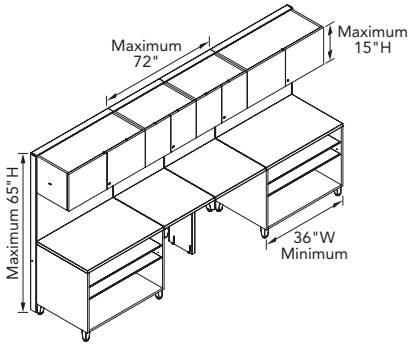

Side-mounted Credenzas — with Return Panel

Use 1 storage-to-panel bracket on credenza.
The minimum credenza size is 24"H x 36"W x 18"D.
The minimum size for panel return is 35"H x 36"W.
With a mid-run floor support, the maximum panel run is 144"
Without a mid-run floor support, the maximum panel run is 96".
Overheads and shelves cannot be used with 24"H side mounted credenzas.
Worksurfaces (if specified) must be mounted on the same side of the parent run as the credenzas.
Panel frame maximum height is 65".

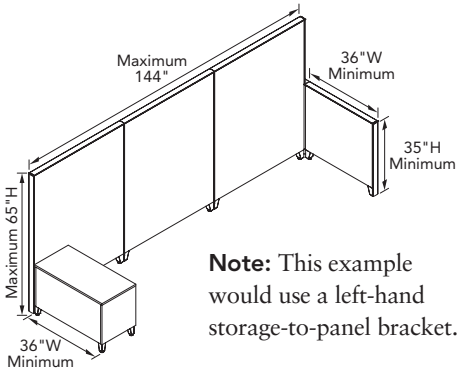

Note: This example would use a left-hand storage-to-panel bracket.

Side-mounted Credenzas — Modular for Overheads and Worksurfaces

Use 2 storage-to-panel brackets per credenza — 1 LH and 1 RH.
The minimum credenza size is 28"H x 36"W x 24"D.
The minimum size for panel return is 50"H x 36"W.
28"H side mounted credenzas must be mounted modular when using overheads and worksurfaces on panels.
With a mid-run floor support, the maximum panel run is 144"
Without a mid-run floor support, the maximum panel run is 72".
Overheads, shelves, and worksurfaces must be mounted on the same side of the parent run as the credenzas.
Maximum overhead height is 15".
Panel frame maximum height is 65".

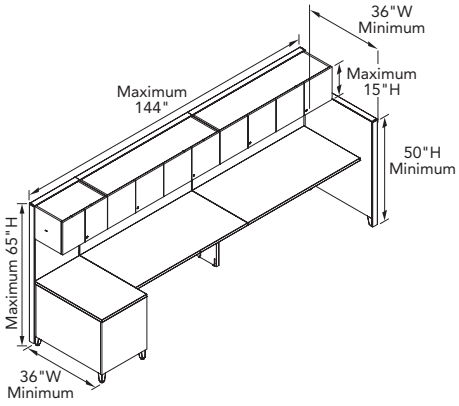

Frames & Connectors

Terrace® — Working with Sliding Doors

GSA Reference Page

Sliding doors for Terrace *are a great addition to any new or existing installations. The sliding door can be specified with specific mounting kits for each door ordered. With a Frosted Translucent insert and your choice of P1 or P2 paint, the sliding door will create a unique look for any office environment.*

The **sliding doors** *are available in 50", 65", and 80"H models and can mount to 30", 36", 42", and 48"W panels. They accommodate a 36"W opening and are 42"W, nominally. The doors ship from the factory non-handed and become handed when field installed to fit the scope of the project. The handle pulls located on each side of the door are non-locking and are color matched to the trim to create a uniform style. And with the threshold free design, the sliding door offers better aesthetics and safety by eliminating the potential for tripping.*

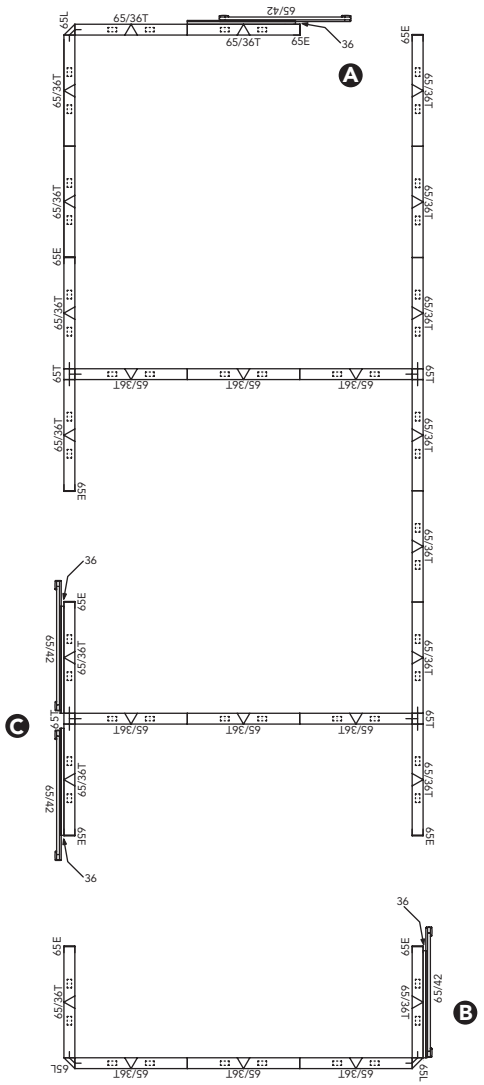

General Guidelines for Use of Sliding Door

- The system requires the ordering of both a door and a mounting bracket kit.
- All doors are 42" wide to accommodate a 36"W opening and are non-handed . Door leveling is dependent on floor being level.
- A mounting bracket kit must be ordered for each door corresponding to the mounting panels width (30", 36", 42", or 48"W).
- Mounting bracket kits are system specific and for Terrace.

General Guidelines for Layout Planning of Sliding Door

- Stability guidelines must be followed when specifying a sliding door. (Refer to page 41). The sliding door system was designed to close an opening in a run of parallel panels. Doors mounted to long runs of panels without floor support, ties to worksurfaces, or return panels may seem less stable.
- If the door is used to close an opening **(A)** where the panel opposite the door is at 90°, there will be a gap equal to the panel thickness between the door and the panel end when closed.
- When planning the layout, care must be taken if the plan includes a door mounted on a panel that is less than 42"W. If the panel is at a corner **(B)**, the door will protrude into the aisle or next workstation when in the open position.
- If back-to-back doors are mounted on panels **(C)** that are less than 42"W they will interfere with each if both are open at the same time.
- The door is attached at the base of the panel at any end position with a wrap around bracket. Bracket kits are ordered in conjunction with appropriate end trim profiles. The slots at the base of the panel must be clear **(D)** and cannot be utilized by worksurface supports or panel hung components.
- If the door is mounted to a panel run that is positioned adjacent to a wall **(E)** or an inside 90° angle and there is not a 42" clearance between the track and the wall/inside 90° the assembly of the first stop will be difficult and plans will need to be modified for the assembly.
- If a door is closing an opening of a workstation that includes a "T" connector in the opposite wall, an extended straight connector may need to be used to maintain the 36" required opening.

Tiles

Terrace® — Overview of Tiles

GSA Reference Page

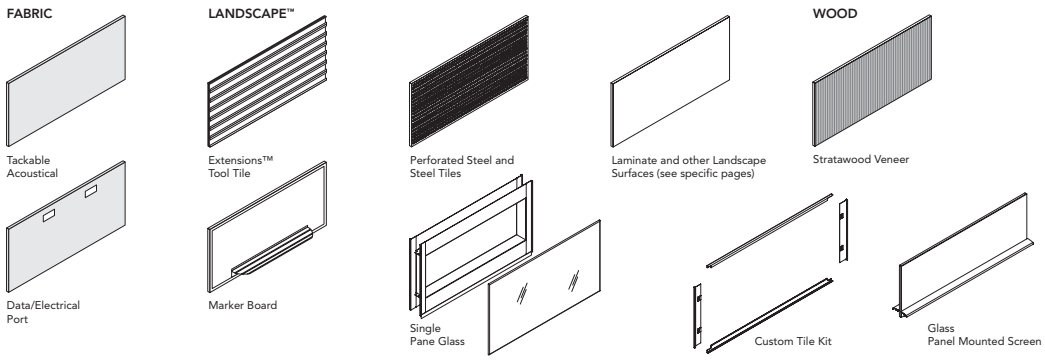

Tiles — *Tackable Acoustical, Steel, Perforated Steel, Markerboard*, Foundation™, Laminate*, and Veneer Tiles.*

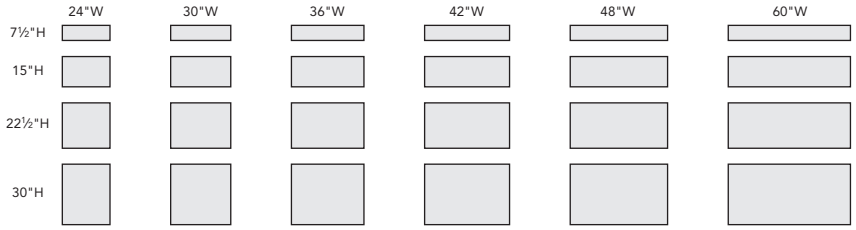

*Not available in 7½"H

Data/Electrical Port *(port tiles available as acoustical only)*

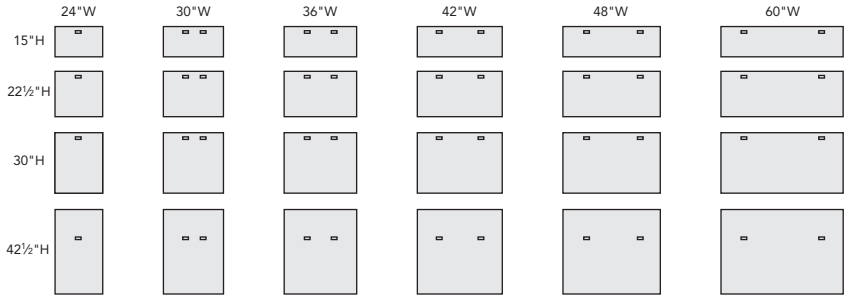

Monolithic Tiles — *Tackable Acoustical and Port (veneer 42½"H non-ported only).*

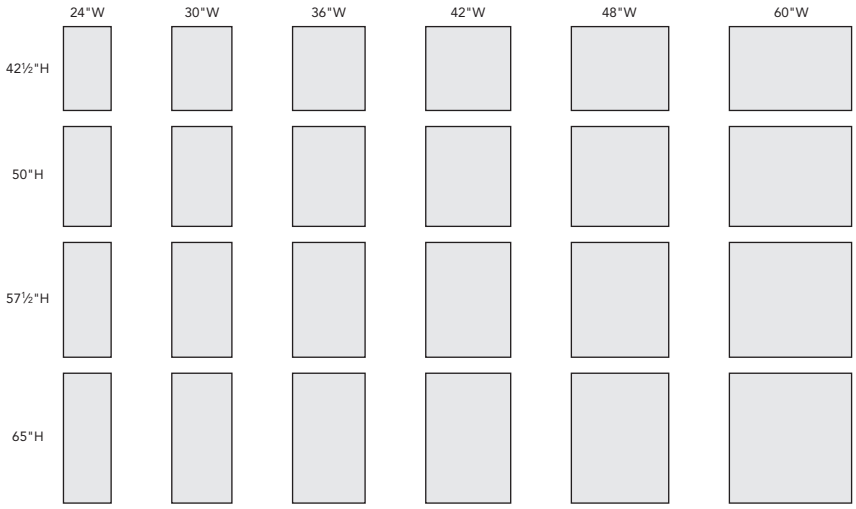

Glass Tile Kits

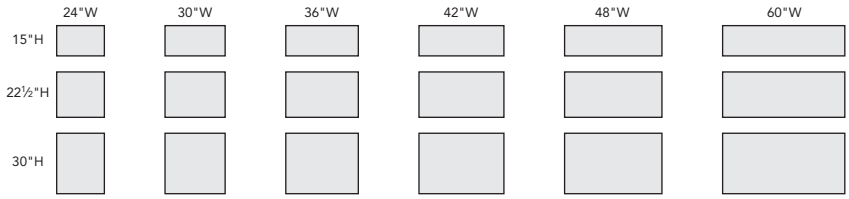

Tiles

Terrace® — Working with Tiles

GSA Reference Page

Terrace tiles come in a variety of styles. Select the aesthetic* and functional combination that meets your specific requirements. Additional tiles not shown below include Monolithic, Monolithic Port, and Custom.

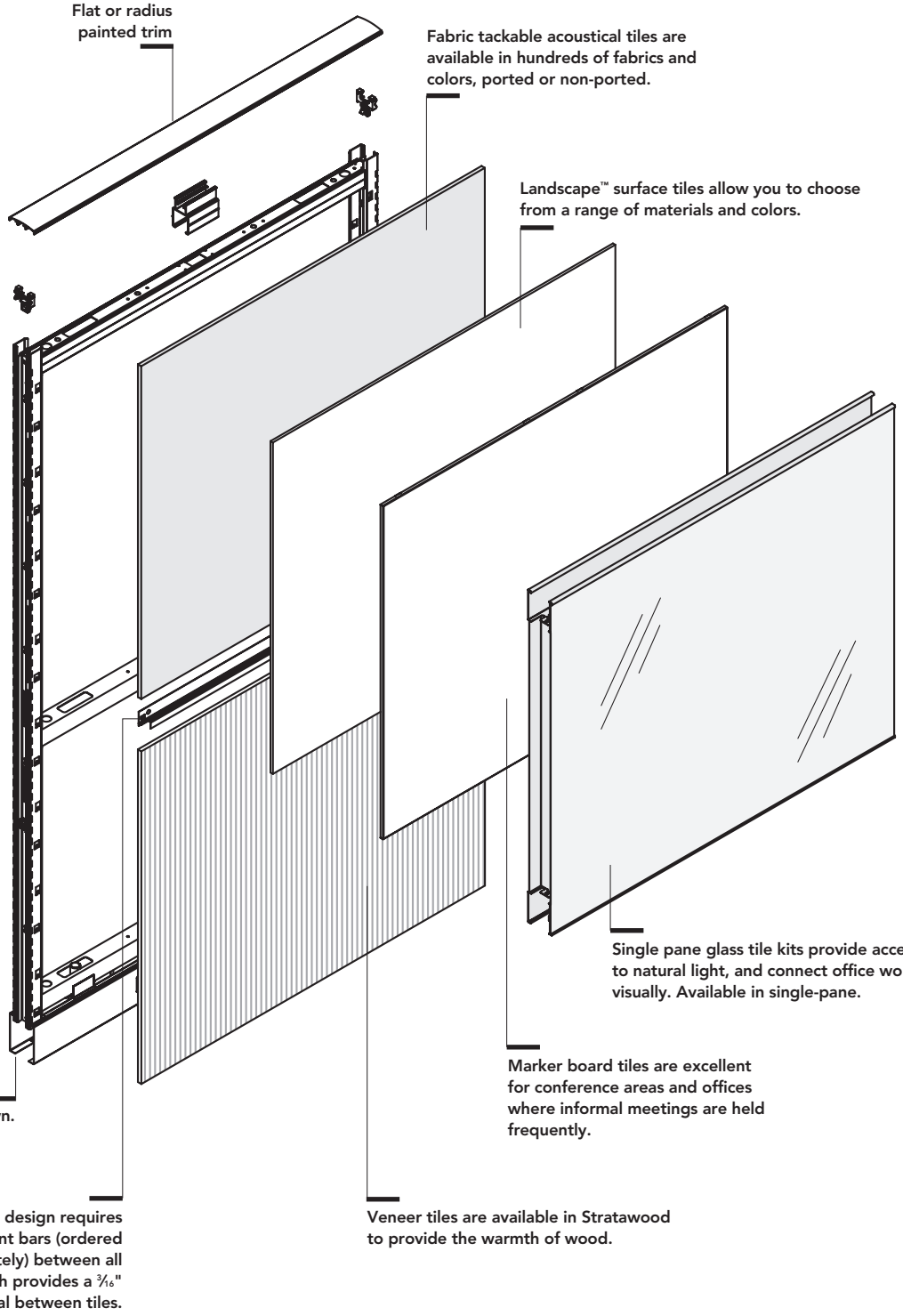

*Aesthetics of opposing tile surface and/or frame interior should be considered when selecting perforated or light colored sheer materials.

Tile Heights

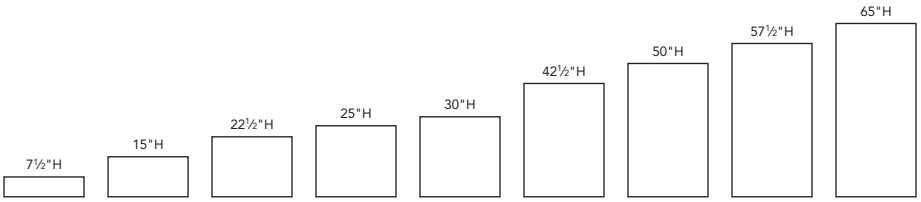

Monolithic tiles are actually 5" shorter to account for base raceway and top trim.

Typical Tile Height Configurations

Middle segment bars are required between any two tiles — order separately based on tile configuration on each side of frame. **Note:** Most CAD specification programs have tools that will calculate quantity of segment bars required.

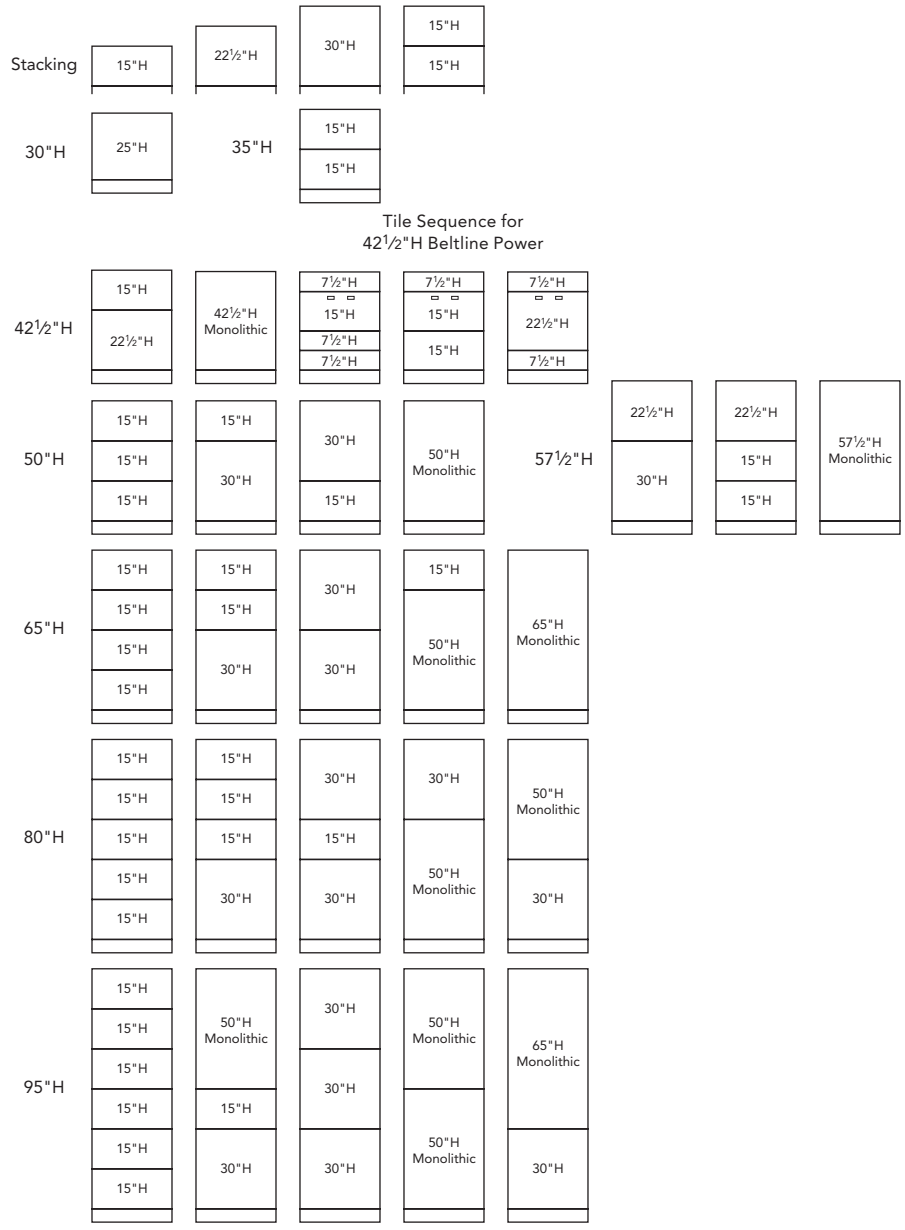

*Additional tile combinations to those shown above are possible; heights above 65" require stacking frames - maximum height is 110".

GSA Reference Page

To calculate the total height of tiles(s) required, deduct 5" (height of base/top trim) from the total nominal panel height. **Example:** 65"H Frame takes 2 30"H tiles. 65–5 = 2 x 30

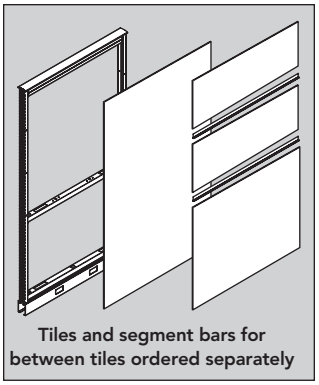

Tiles and segment bars for between tiles ordered separately

Tiles can be ordered in the size that matches the frame height plus the stacker height. **Example:** Order a 65"H monolithic tile if you are using a 35"H frame plus a 30"H stacker.

Terrace tiles are universal (except glass) and can be placed at any 7½" increment on the frame.

Tiles

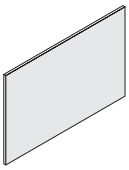

Tackable Acoustical Tiles (pages 65-66)
- Tiles do not include segment bars — order separately.
- 7½"H, 15"H, 22½"H, and 30"H tiles are non-dedicated. They can be used in any combination and in combination with other tile sizes.
- 25"H tiles can be used as monolithic tiles on 30"H frames.
- 30"H tiles can be used as monolithic tiles on 35"H frames.
- 42½"H, 50"H, 57½"H, and 65"H monolithic tiles are non-dedicated.
- 42½"H tiles can be used as monolithic on a 42½"H frame.
- 50"H monolithic tiles are actually 45"H and can be used in any combination with other tiles on a taller frame.
- 50"H tiles can be used as monolithic tiles on a 50"H frame.
- 57½"H tiles can be used as monolithic on a 57½"H frame.
- 65"H monolithic tiles are actually 60"H and can be used in combination with segmented tiles on a frame that is stacked above 65"H.
- 65"H tiles can be used as monolithic on a 65"H frame.

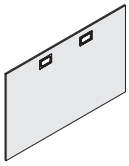

Port Tiles (pages 67-68)
- Receptacle openings with blank covers (1 in 24"W tiles; 2 in wider tiles). Located 29⅜" above bottom of base raceway.
- Tiles do not include segment bars — order separately.
- 15"H and 22½"H port tiles can be used on 42½"H or higher frame for data/power access above beltline. See tile sequence on page 49.
- 25"H tiles for use on 30"H frames.
- 35"H frames do not have beltline data/power capability.
- 30"H port tiles can be used in the base position on 42½"H or higher frames for data/power access above beltline.

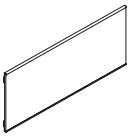

Steel Tiles (page 69)
- Tiles do not include segment bars — order separately.
- Painted steel construction.
- 25"H tiles for use on 30"H frames.
- 7½"H, 15"H, 22½"H, and 30"H tiles are non-dedicated and can be used in any tile position.

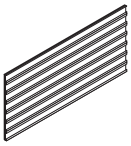

Tool Tiles (page 69)
- Tiles do not include segment bars — order separately.
- Sturdy aluminum extrusion with steel support construction.
- Powder-coated for durable finish.
- Work tools to be hung from this tile available in Extensions™ section.
- Use in place of standard 7½"H or 15"H tiles.
- Cannot be used in the bottom location of a panel frame or on wall track.
- Each tool tile has a suggested weight capacity of 80 lbs. of paper management accessories.

Perforated Steel Tiles (page 70)
- Tiles do not include segment bars — order separately.
- Allows air flow when placed on each side of panel.
- 7½"H, 15"H, 22½"H, and 30"H tiles are non-dedicated and can be used in any tile position.
- Aesthetics of opposing tile surface and/or frame interior should be considered when using perforated or light colored sheer materials.

Tiles

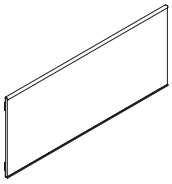

Laminate Tiles (page 72)

- Available in standard laminate colors. See page 36.
- Tiles do not ship with segment bars — order separately.
- Tiles come completely assembled and attach with custom tile bracket kit. Specify paint color.
- It is not recommended to use this tile with wall track.
- 15"H and 30"H tiles are non-dedicated and can be used in any tile position.
- Grain direction runs vertical on all sizes.

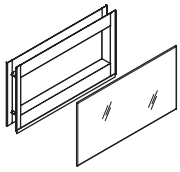

Glass Tiles (page 77)

- Tempered safety glass encased within a frame with built-in shrouds.
- Single-pane construction, glass is flush on one side.
- For use in stacking frames also.
- Glass opening is 4" less than nominal heights and widths.
- Cannot be used in top tile position of a 42½"H panel frame or any frame with integrated power pole.
- Cannot be used at the bottom or beltline location of panel frame.
- 30"H tiles will work in top position of 65"H frames and in 30"H stacking frame. Segment bar needs to be ordered
- Tiles do not ship with segment bars — order separately.

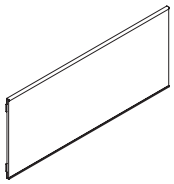

Marker Board Tiles (page 78)

- White marker board tile; painted steel surface.
- Accepts magnetic accessories.
- 15" magnetically attachable tray is natural aluminum color — order separately.
- 15"H, 22½"H, and 30"H tiles are non-dedicated and can be used in any tile position.
- For everyday cleaning of dry-erase marker ink, use Clorox wipes. Should a permanent marker be used, a citrus cleaner such as Quartet will remove the ink. Note that a citrus cleaner is not recommended for everyday cleaning as it leaves a residue on the marker board.
- Tiles do not ship with segment bars — order separately.

Handling and care for marker boards:

1. Leaving ink on the board for an extended period of time may lead to images remaining on the board, commonly known as “ghosting,” after erasing.
2. To avoid ghosting, thoroughly erase your marker board after every use and clean your board weekly with marker board cleaner.
3. Expo® brand dry-erase markers are recommended for best erasing results.
4. Avoid using red and orange markers for easier cleaning and to reduce the likelihood of ghosting.
5. Do not use permanent or non-dry erase markers.
6. To maintain eraser performance, follow manufacturer’s instructions.

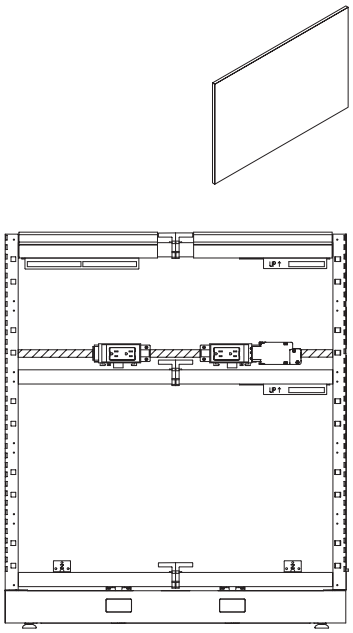

Beltline power is only available above the beltline on the opposite side of the spanning tile.

Tiles

Spanning Tiles (pages 75-76)

- Not compatible with landscape tiles.
- Base panel height must match tile height. Example: 50"H tile must go on a 50"H base frame, not 50"H tile on 35"H base frame + 15"H stacker.
- Can be used with any combination of two frame widths.
- No more than two frames per tile.
- Bracket Kits:
  - TKSTBRKT1 = 30/35"H
  - TKSTBRKT2 = 42/50"H
- Full laminate and edgeband options available.
- Horizontal grain only.
- For dual-sided spanning tile applications, an additional Bracket Kit must be ordered.
- For dual-sided applications, spanning tiles must be mounted to the same panel frames.
- Laminate is ⅜" thick, edgeband is 0.8mm thick.
- Slotted standard is accessible when using spanning tiles on the two outside slots.
- Cannot be used with Wall Track.

Frame Combinations

54w		60w		66w		72w		78w		84w		90w		96w	
Frame 1	Frame 2	Frame 1	Frame 2	Frame 1	Frame 2	Frame 1	Frame 2	Frame 1	Frame 2	Frame 1	Frame 2	Frame 1	Frame 2	Frame 1	Frame 2
24	30	24	36	24	42	24	48	30	48	24	60	30	60	36	60
		30	30	30	36	30	42	36	42	36	48	42	48	48	48
						36	36			42	42				

TERRACE

Tiles

GSA Reference Page

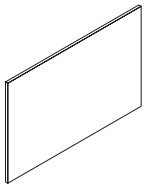

Landscape™ Tiles (page 79)
- ¼" material encased within a painted steel frame.
- Paint color for frame must be specified.
- Tiles do not ship with segment bars — order separately.
- 7½"H, 15"H, 22½"H, and 30"H tiles are non-dedicated and can be used in any tile position.
- Aesthetics of opposing tile surface and/or frame interior should be considered when using perforated or light colored sheer materials.

Foundation™ Tiles (page 79)
- Fabric laminated between recyclable PETG resin sheets.

Custom Tile Bracket Kits (page 80)
- Tile attachment kit allows for any approved ¼" thick "rigid" material to be used as a used as a Terrace tile.
- Use supplied dimensions below for tile size.

Custom Tile Bracket Kits

Custom material used in the custom tile brackets should be sized according to these dimensions:

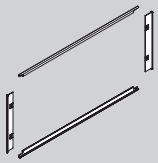

Standard Tile Height	Actual Height Dimensions
7½"H	7.198"H
15"H	14.698"H
22½"H	22.198"H
30"H	29.698"H

Thickness of custom material must be ¼" thick ±.030".

Standard Tile Width	Actual Width Dimensions
20"W	19.481"W
24"W	23.481"W
30"W	29.481"W
36"W	35.481"W
42"W	41.481"W
48"W	47.481"W
60"W	59.481"W

Terrace Stratawood Veneer

Wood owes its inherent beauty to variations in color, grain and texture, and therefore, these variations are not considered defects. There may be minor variations from one piece of furniture to the next, even though they are finished at the same time. Exposure to light and the aging process will cause darkening of natural wood products. Light finishes on wood products do not mask the natural characteristics of wood. Therefore, Allsteel does not guarantee the exact matching grain, pattern and color.

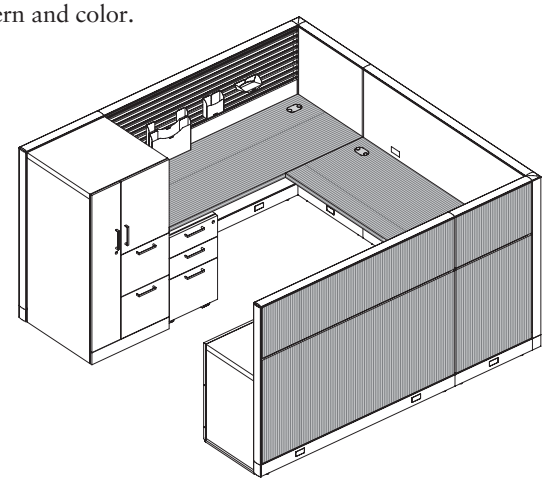

Terrace veneer tiles and worksurfaces are offered in Stratawood (composite). (See page 36 for finishes.) These products offer excellent scratch, stain, and abrasions resistance, plus a high level of clarity.

Terrace Stratawood veneer worksurfaces are protected by one of the world's most advanced wood finishing process. It provides the ultimate in scratch, stain, chemical, and heat resistance for these high-wear surfaces. The jewel-like clarity and depth allow the natural beauty of the wood to glow through.

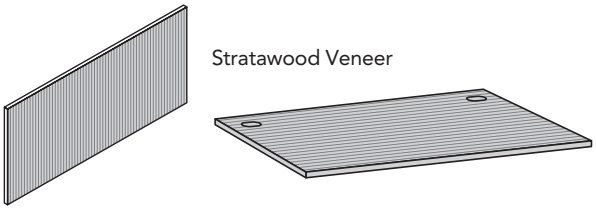

Stratawood Veneer

Stratawood veneer features a repeatable straight-grain pattern, absent of the cathedrals seen in Natural veneer. Although slight differences in tone should be expected, the Stratawood pattern will maintain a consistent appearance across all products.

Stratawood veneer is an engineered wood veneer enhanced by technology for consistency in both color and grain pattern resulting in very few defects.

Although exposure to light will cause Stratawood veneer to darken slightly, additional orders at later dates will match existing product pattern and will match the color when matured. This creates a smooth process for adding on to existing installations.

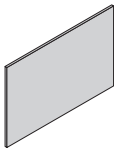

Veneer Tiles (page 81)

- Veneer tiles produced by Gunlocke® available in Stratawood veneer. See page 7 for additional veneer information.
- Stratawood veneer has a consistent straight-grain pattern.
- Veneer tiles ship with factory-installed attachment clips.
- Tiles do not include segment kits — order separately.
- For models TKG4xxxxLS, grain direction runs vertical on all sizes.
- For models TKG4xxxxLM, grain direction can be horizontal or vertical.

Caring for your veneer worksurface finish:

- General maintenance procedures entail wiping clean the entire surface with a clean water dampened soft cloth once per week. (Be sure to wipe with the grain.)
- Murphy's® Oil Soap may be used as a general purpose type cleaner with warm water to clean tops.
- The finish may also be polished with Guardsman® Furniture Polish (contains no waxes or silicones) to provide renewed luster.
- Be sure to wipe up all spills immediately.

Frames

Terrace® — Base Panel Frames without Top Trim

For specification information see pages 39-46.

GSA SIN 33721

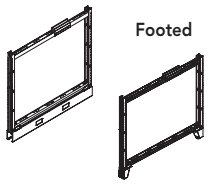

Description	Model	P1 Paint List Price	P2 Paint List Price	P3 Paint List Price
30"H Base Panel Frames without Top Trim				
24"W	TK03224W ⌴	$ 374	$ 401	$ 426
30"W	TK03230W ⌴	$ 384	$ 412	$ 436
36"W	TK03236W ⌴	$ 399	$ 427	$ 451
42"W	TK03242W ⌴	$ 416	$ 445	$ 468
48"W	TK03248W ⌴	$ 439	$ 470	$ 491
60"W	TK03260W ⌴	$ 492	$ 526	$ 544
35"H Base Panel Frames without Top Trim				
24"W	TK03524W ⌴	$ 383	$ 411	$ 436
30"W	TK03530W ⌴	$ 393	$ 421	$ 446
36"W	TK03536W ⌴	$ 405	$ 433	$ 458
42"W	TK03542W ⌴	$ 423	$ 451	$ 476
48"W	TK03548W ⌴	$ 446	$ 474	$ 499
60"W	TK03560W ⌴	$ 499	$ 527	$ 552
42½"H Base Panel Frames without Top Trim				
24"W	TK04224W ⌴	$ 391	$ 419	$ 444
30"W	TK04230W ⌴	$ 413	$ 441	$ 466
36"W	TK04236W ⌴	$ 431	$ 459	$ 484
42"W	TK04242W ⌴	$ 447	$ 475	$ 500
48"W	TK04248W ⌴	$ 465	$ 493	$ 518
60"W	TK04260W ⌴	$ 522	$ 550	$ 575
50"H Base Panel Frames without Top Trim				
24"W	TK05024W ⌴	$ 420	$ 448	$ 473
30"W	TK05030W ⌴	$ 445	$ 473	$ 498
36"W	TK05036W ⌴	$ 455	$ 483	$ 508
42"W	TK05042W ⌴	$ 471	$ 499	$ 524
48"W	TK05048W ⌴	$ 486	$ 514	$ 539
60"W	TK05060W ⌴	$ 535	$ 563	$ 588
57½"H Base Panel Frames without Top Trim				
24"W	TK05724W ⌴	$ 446	$ 474	$ 499
30"W	TK05730W ⌴	$ 457	$ 485	$ 510
36"W	TK05736W ⌴	$ 472	$ 500	$ 525
42"W	TK05742W ⌴	$ 492	$ 520	$ 545
48"W	TK05748W ⌴	$ 515	$ 543	$ 568
60"W	TK05760W ⌴	$ 564	$ 592	$ 617
65"H Base Panel Frames without Top Trim				
24"W	TK06524W ⌴	$ 455	$ 483	$ 508
30"W	TK06530W ⌴	$ 468	$ 496	$ 521
36"W	TK06536W ⌴	$ 487	$ 515	$ 540
42"W	TK06542W ⌴	$ 501	$ 529	$ 554
48"W	TK06548W ⌴	$ 523	$ 551	$ 576
60"W	TK06560W ⌴	$ 576	$ 604	$ 629

How to specify —

Select the Terrace Model Number from above.

1st Option:

Select the Base Option:

R Raceway Cover
F Footed

2nd Option:

Paint:

P1 P2 P3

See page 36 for finishes.
*P3 colors not available on Terrace foot.

T K 0 _ _ _ W _ . P _ _

Examples: **TK05060WR.P7C** **TK04236WF.P27**

Frames

For specification information see pages 39-46.

GSA SIN 33721

Description	Model	List Price
15"H Stacking Frames		
24"W	TK01524	$ 348
30"W	TK01530	$ 370
36"W	TK01536	$ 379
42"W	TK01542	$ 392
48"W	TK01548	$ 395
60"W	TK01560	$ 412

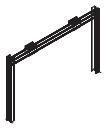

22½"H Stacking Frames		
24"W	TK02224	$ 365
30"W	TK02230	$ 370
36"W	TK02236	$ 381
42"W	TK02242	$ 393
48"W	TK02248	$ 405
60"W	TK02260	$ 424

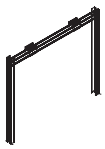

30"H Stacking Frames		
24"W	TK03024	$ 374
30"W	TK03030	$ 392
36"W	TK03036	$ 405
42"W	TK03042	$ 423
48"W	TK03048	$ 436
60"W	TK03060	$ 454

Segment Bars (black only)		
24"W	TKSK24 S	$ 31
30"W	TKSK30 S	$ 31
36"W	TKSK36 S	$ 32
42"W	TKSK42 S	$ 34
48"W	TKSK48 S	$ 38
60"W	TKSK60 S	$ 39

Terrace Horizontal Electrical Mount Support		
24"W	TN24MS S	$ 121
30"W	TN30MS S	$ 131
36"W	TN36MS S	$ 140
42"W	TN42MS S	$ 159
48"W	TN48MS S	$ 171
60"W	TN60MS S	$ 191

TERRACE

How to specify —

Select the Terrace Model Number from above.

T | | | | | | |

Examples: **TK02224 TKSK42 TN24MS**

S *Shippable by small-package carrier.*

Frames

Terrace® — Door Panel / Sliding Door / Kits

For specification information see pages 39-46.

GSA SIN 33721

TK18742D

Description	Model	List Price	PAINT & LAMINATE UPCHARGES P2	P3	L2	L3
Laminate Door Panels with Radius Painted Top Trim						
87½"H x 42"W	**TK18742D**	**$ 4912**	**$ 51**	**$ 102**	**$ 168**	**$ 339**
Laminate Door Panels with Flat Painted Top Trim						
87½"H x 42"W	**TK18742DF**	**$ 4641**	**$ 51**	**$ 102**	**$ 168**	**$ 341**

*Upcharges for higher grade paint or laminate are added to list price.

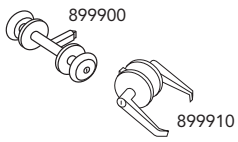

899900

899910

Description	Model	List Price
Lockset		
Door Knob — polished brass, keyed one side	**899900** S	**$ 174**
Door Lever — brushed aluminum, keyed one side	**899910** S	**$ 496**

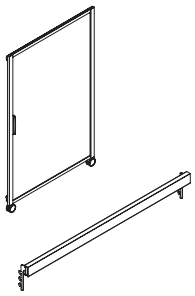

Description	Model	P1 Paint List Price	P2 Paint List Price	P3 Paint List Price
Frosted Translucent Sliding Doors (for 36"W opening)				
50"H x 42"W	**Z15042SD**	**$ 5537**	**$ 5597**	**$ 5660**
65"H x 42"W	**Z16542SD**	**$ 6712**	**$ 6772**	**$ 6835**
80"H x 42"W	**Z18042SD**	**$ 8175**	**$ 8235**	**$ 8298**
Mounting Kit for Sliding Doors (mounts to adjacent Terrace panel)				
30"W	**TKDMK30** S	**$ 629**	**$ 648**	**$ 663**
36"W	**TKDMK36** S	**$ 629**	**$ 648**	**$ 663**
42"W	**TKDMK42** S	**$ 629**	**$ 648**	**$ 663**
48"W	**TKDMK48** S	**$ 629**	**$ 648**	**$ 663**
Off-Modular Panel Connection Kit				
Off-Modular Kit	**TKOM** S	**$ 222**	**N/A**	**N/A**
Base Raceway to Footed Conversion Kit				
Base Raceway to Footed Kit	**TKRF**	**$ 262**	**$ 290**	**$ 315**
Footed to Base Raceway Conversion Kit				
24"W	**TK24FR**	**$ 326**	**$ 372**	**$ 420**
30"W	**TK30FR**	**$ 326**	**$ 372**	**$ 420**
36"W	**TK36FR**	**$ 326**	**$ 372**	**$ 420**
42"W	**TK42FR**	**$ 326**	**$ 372**	**$ 420**
48"W	**TK48FR**	**$ 326**	**$ 372**	**$ 420**
60"W	**TK60FR**	**$ 326**	**$ 372**	**$ 420**

TKRF

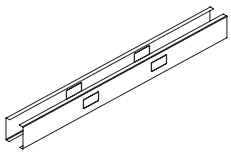

TK36FR

How to specify —	*1st Option:*	*2nd Option:*	*2nd Option:*
Select the Terrace Model Number from above.	**Paint** *(if applicable)*: P1 P2 P3 See page 36 for finishes.	**Door Laminate** *(if applicable)*: See page 36 for finishes.	**Insert (Sliding Door only):** **FT** Frosted Translucent
_ _ _ _ _ _ _ .	P _ _ .	_ _ _ _ .	F T

Examples: **TK18742D.P02.TM65** **899900** **Z15042SD.P02.FT** **TKDMK30.P02** **TKOM.P7C** **TK60FR.P52**

S *Shippable by small-package carrier.*

Frames & Connectors

Terrace® — Top Trim

For specification information see pages 39-46.

GSA SIN 33721



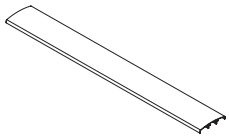

Description/ Examples	Flat Top Trim Model*	Radius Top Trim Model	Flat Top Trim P1 Paint List Price	Flat Top Trim P2 Paint List Price	Flat Top Trim P3 Paint List Price	Radius Top Trim P1 Paint List Price	Radius Top Trim P2 Paint List Price	Radius Top Trim P3 Paint List Price
Painted Top Trim (Examples span multiple panels)								
24"W	TK324PTFK [S]	TK324PT [S]	$ 62	$ 90	$ 115	$ 56	$ 84	$ 109
30"W	TK330PTFK [S]	TK330PT [S]	$ 71	$ 99	$ 124	$ 66	$ 94	$ 119
36"W	TK336PTFK [S]	TK336PT [S]	$ 79	$ 107	$ 132	$ 79	$ 107	$ 132
42"W	TK342PTFK [S]	TK342PT [S]	$ 93	$ 121	$ 146	$ 95	$ 123	$ 148
48"W	TK348PTFK [S]	TK348PT [S]	$ 101	$ 129	$ 154	$ 106	$ 134	$ 159
54"W – 24" + 30"	TK354PTFK [S]	TK354PT [S]	$ 129	$ 175	$ 223	$ 135	$ 187	$ 239
60"W	TK360PTFK [S]	TK360PT [S]	$ 125	$ 153	$ 178	$ 128	$ 156	$ 181
66"W – 30" + 36"	TK366PTFK	TK366PT	$ 149	$ 195	$ 243	$ 157	$ 209	$ 261
68"W – 48" + 20"	TK368PTFK	TK368PT	$ 152	$ 198	$ 246	$ 160	$ 212	$ 264
72"W – 36" + 36"	TK372PTFK	TK372PT	$ 155	$ 201	$ 249	$ 166	$ 218	$ 270
78"W – 48" + 30"	TK378PTFK	TK378PT	$ 161	$ 207	$ 255	$ 172	$ 224	$ 276
84"W – 36" + 48" or 42" + 42"	TK384PTFK	TK384PT	$ 175	$ 221	$ 269	$ 187	$ 239	$ 291
90"W – 42" + 48"	TK390PTFK	TK390PT	$ 184	$ 230	$ 278	$ 195	$ 247	$ 299
96"W – 48" + 48" or 36" + 60"	TK396PTFK	TK396PT	$ 196	$ 242	$ 290	$ 207	$ 259	$ 311

*"K" suffix was added to flat trim model numbers effective 10/7/2016.

How to specify —

Select the Terrace Model Number from above.

1st Option:

Paint *(if applicable)*:

P1 P2 P3

See page 36 for finishes.

T K 3 _ _ P T _ _ . P _ _ .

Examples: **TK330PTFK.P7D** **TK330PT.P7D**

[S] ***Shippable by small-package carrier.***

For specification information see pages 39-46.

GSA SIN 33721

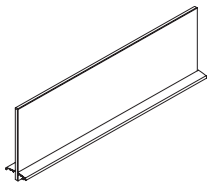

Description	Flat Top Trim Model	Radius Top Trim Model	Painted Trim Clear List Price	Painted Trim Frosted List Price	Painted Trim Smoked List Price
7½"H x ⅜" Thick Glass Panel Mounted Screens — Painted Trim (Example spans multiple panels)					
24"W	**TK40724TGSF**	**TKG40724TGSR**	**$ 617**	**$ 659**	**$ 704**
30"W	**TK40730TGSF**	**TKG40730TGSR**	**$ 664**	**$ 708**	**$ 756**
36"W	**TK40736TGSF**	**TKG40736TGSR**	**$ 763**	**$ 815**	**$ 870**
42"W	**TK40742TGSF**	**TKG40742TGSR**	**$ 808**	**$ 863**	**$ 921**
48"W	**TK40748TGSF**	**TKG40748TGSR**	**$ 865**	**$ 923**	**$ 985**
54"W – 24" + 30"	**TK40754TGSF**	**TKG40754TGSR**	**$ 964**	**$ 1030**	**$ 1097**
60"W	**TK40760TGSF**	**TKG40760TGSR**	**$ 1059**	**$ 1131**	**$ 1207**
66"W – 30" + 36"	**TK40766TGSF**	**TKG40766TGSR**	**$ 1165**	**$ 1244**	**$ 1327**
72"W – 36" + 36"	**TK40772TGSF**	**TKG40772TGSR**	**$ 1259**	**$ 1343**	**$ 1434**
78"W – 48" + 30"	**TK40778TGSF**	**TKG40778TGSR**	**$ 1356**	**$ 1447**	**$ 1545**
84"W – 36" + 48" or 42" + 42"	**TK40784TGSF**	**TKG40784TGSR**	**$ 1446**	**$ 1547**	**$ 1647**
90"W – 42" + 48"	**TK40790TGSF**	**TKG40790TGSR**	**$ 1547**	**$ 1653**	**$ 1762**
96"W – 48" + 48" or 36" + 60"	**TK40796TGSF**	**TKG40796TGSR**	**$ 1641**	**$ 1753**	**$ 1869**
15"H x ⅜" Thick Glass Panel Mounted Screens — Painted Trim (Example spans multiple panels)					
24"W	**TK41524TGSF**	**TKG41524TGSR**	**$ 671**	**$ 715**	**$ 764**
30"W	**TK41530TGSF**	**TKG41530TGSR**	**$ 718**	**$ 766**	**$ 818**
36"W	**TK41536TGSF**	**TKG41536TGSR**	**$ 829**	**$ 885**	**$ 945**
42"W	**TK41542TGSF**	**TKG41542TGSR**	**$ 884**	**$ 946**	**$ 1008**
48"W	**TK41548TGSF**	**TKG41548TGSR**	**$ 946**	**$ 1011**	**$ 1077**
54"W – 24" + 30"	**TK41554TGSF**	**TKG41554TGSR**	**$ 1049**	**$ 1121**	**$ 1196**
60"W	**TK41560TGSF**	**TKG41560TGSR**	**$ 1156**	**$ 1235**	**$ 1317**
66"W – 30" + 36"	**TK41566TGSF**	**TKG41566TGSR**	**$ 1264**	**$ 1348**	**$ 1439**
72"W – 36" + 36"	**TK41572TGSF**	**TKG41572TGSR**	**$ 1375**	**$ 1467**	**$ 1566**
78"W – 48" + 30"	**TK41578TGSF**	**TKG41578TGSR**	**$ 1561**	**$ 1668**	**$ 1778**
84"W – 36" + 48" or 42" + 42"	**TK41584TGSF**	**TKG41584TGSR**	**$ 1749**	**$ 1867**	**$ 1993**
90"W – 42" + 48"	**TK41590TGSF**	**TKG41590TGSR**	**$ 1798**	**$ 1921**	**$ 2048**
96"W – 48" + 48" or 36" + 60"	**TK41596TGSF**	**TKG41596TGSR**	**$ 1852**	**$ 1979**	**$ 2110**

How to specify —	*1st Option:*	*2nd Option:*
Select the Terrace Model Number from above.	**Glass** *(if applicable)*: **GSM1** Smoked **LC** Clear **LF** Frosted	**Paint** *(if applicable)*: See page 36 for finishes.
_ _ _ _ _ _ _ _ _ _ . **L** _ _ .		**P** _ _

Examples: **TK40724TGSF.LC.P52** **TKG40724TGSR.LC.P52**

Connectors

Terrace® — Connector Kits

For specification information see pages 39-46.

Flat or Radius — Top Cap / Trim

GSA SIN 33721

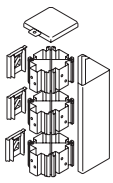

Description	Flat Top Cap/ Trim Model	Radius Top Cap/ Trim Model	Painted Top Cap Painted Trim P1 Paint List Price	P2 Paint List Price	P3 Paint List Price
"L" 90° Connector Kits					
7½"H stacking/segmented	**TK307LF**	**TK307L** S	$ 143	$ 170	$ 194
12"H stacking/segmented	**TK312LF**	**TK312L** S	$ 159	$ 186	$ 210
15"H stacking/segmented	**TK315LF**	**TK315L** S	$ 161	$ 188	$ 212
20"H stacking/segmented	**TK320LF**	**TK320L** S	$ 182	$ 209	$ 233
22½"H stacking/segmented	**TK322LF**	**TK322L** S	$ 184	$ 211	$ 235
27"H stacking/segmented	**TK327LF**	**TK327L** S	$ 201	$ 228	$ 252
30"H stacking/segmented	**TK330LF**	**TK330L** S	$ 205	$ 232	$ 256
30"H base panel	**TK332LF**	**TK332L** S	$ 204	$ 220	$ 240
35"H base panel	**TK335LF**	**TK335L** S	$ 205	$ 232	$ 256
42½"H base panel	**TK342LF**	**TK342L** S	$ 230	$ 257	$ 281
50"H base panel	**TK350LF**	**TK350L** S	$ 240	$ 267	$ 291
57½"H base panel	**TK357LF**	**TK357L** S	$ 246	$ 273	$ 297
65"H base panel	**TK365LF**	**TK365L** S	$ 250	$ 277	$ 301
80"H base panel	**TK380LF**	**TK380L** S	$ 317	$ 344	$ 368
87½"H base panel	**TK387LF**	**TK387L** S	$ 337	$ 364	$ 388
"T" 3-way Connector Kit					
7½"H stacking/segmented	**TK307TF**	**TK307T** S	$ 143	$ 170	$ 194
12"H stacking/segmented	**TK312TF**	**TK312T** S	$ 159	$ 186	$ 210
15"H stacking/segmented	**TK315TF**	**TK315T** S	$ 161	$ 188	$ 212
20"H stacking/segmented	**TK320TF**	**TK320T** S	$ 182	$ 209	$ 233
22½"H stacking/segmented	**TK322TF**	**TK322T** S	$ 184	$ 211	$ 235
27"H stacking/segmented	**TK327TF**	**TK327T** S	$ 201	$ 228	$ 252
30"H stacking/segmented	**TK330TF**	**TK330T** S	$ 205	$ 232	$ 256
30"H base panel	**TK332TF**	**TK332T** S	$ 204	$ 220	$ 240
35"H base panel	**TK335TF**	**TK335T** S	$ 205	$ 232	$ 256
42½"H base panel	**TK342TF**	**TK342T** S	$ 230	$ 257	$ 281
50"H base panel	**TK350TF**	**TK350T** S	$ 240	$ 267	$ 291
57½"H base panel	**TK357TF**	**TK357T** S	$ 246	$ 273	$ 297
65"H base panel	**TK365TF**	**TK365T** S	$ 250	$ 277	$ 301
80"H base panel	**TK380TF**	**TK380T** S	$ 317	$ 344	$ 368
87½"H base panel	**TK387TF**	**TK387T** S	$ 337	$ 364	$ 388
"X" 4-way Connector Kits					
7½"H stacking/segmented	**TK307XF**	**TK307X** S	$ 112	$ 128	$ 140
12"H stacking/segmented	**TK312XF**	**TK312X** S	$ 123	$ 139	$ 151
15"H stacking/segmented	**TK315XF**	**TK315X** S	$ 124	$ 140	$ 152
20"H stacking/segmented	**TK320XF**	**TK320X** S	$ 141	$ 157	$ 169
22½"H stacking/segmented	**TK322XF**	**TK322X** S	$ 145	$ 161	$ 173
27"H stacking/segmented	**TK327XF**	**TK327X** S	$ 159	$ 175	$ 187
30"H stacking/segmented	**TK330XF**	**TK330X** S	$ 161	$ 177	$ 189
30"H base panel	**TK332XF**	**TK332X** S	$ 160	$ 172	$ 189
35"H base panel	**TK335XF**	**TK335X** S	$ 161	$ 177	$ 189
42½"H base panel	**TK342XF**	**TK342X** S	$ 220	$ 236	$ 248
50"H base panel	**TK350XF**	**TK350X** S	$ 230	$ 246	$ 258
57½"H base panel	**TK357XF**	**TK357X** S	$ 235	$ 251	$ 263
65"H base panel	**TK365XF**	**TK365X** S	$ 240	$ 256	$ 268
80"H base panel	**TK380XF**	**TK380X** S	$ 275	$ 291	$ 303
87½"H base panel	**TK387XF**	**TK387X** S	$ 295	$ 311	$ 323

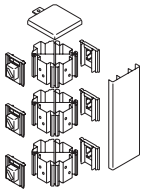

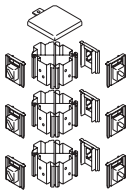

TERRACE

How to specify —

Select the Terrace Model Number from above.

T K 3 _ _ _ _ .

1st Option:

Paint *(if applicable)*:

P1 P2 P3

See page 36 for finishes.

P _ _

Examples: Painted Flat – **TK365LF.P02** Painted Radius – **TK365L.P02**

S ***Shippable by small-package carrier.***

Connectors

For specification information see pages 39-46.

Terrace® — Connector Kits

Flat or Radius — Top Cap / Trim

GSA SIN 33721

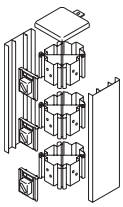

Description	Flat Top Cap/ Trim Model	Radius Top Cap/ Trim Model	Painted Top Cap Painted Trim P1 Paint List Price	P2 Paint List Price	P3 Paint List Price
"S" Extended Straight Connector Kits					
7½"H stacking/segmented	**TK307SF**	**TK307S** S	$ 182	$ 209	$ 233
12"H stacking/segmented	**TK312SF**	**TK312S** S	$ 189	$ 216	$ 240
15"H stacking/segmented	**TK315SF**	**TK315S** S	$ 193	$ 220	$ 244
20"H stacking/segmented	**TK320SF**	**TK320S** S	$ 205	$ 232	$ 256
22½"H stacking/segmented	**TK322SF**	**TK322S** S	$ 208	$ 235	$ 259
27"H stacking/segmented	**TK327SF**	**TK327S** S	$ 227	$ 254	$ 278
30"H stacking/segmented	**TK330SF**	**TK330S** S	$ 230	$ 257	$ 281
30"H base panel	**TK332SF**	**TK332S** S	$ 229	$ 246	$ 270
35"H base panel	**TK335SF**	**TK335S** S	$ 230	$ 257	$ 281
42½"H base panel	**TK342SF**	**TK342S** S	$ 267	$ 294	$ 318
50"H base panel	**TK350SF**	**TK350S** S	$ 277	$ 304	$ 328
57½"H base panel	**TK357SF**	**TK357S** S	$ 282	$ 309	$ 333
65"H base panel	**TK365SF**	**TK365S** S	$ 297	$ 324	$ 348
80"H base panel	**TK380SF**	**TK380S** S	$ 368	$ 395	$ 419
87½"H base panel	**TK387SF**	**TK387S** S	$ 384	$ 411	$ 435
2-Way 120° Connector					
12"H stacking/segmented	**TK312BF**	**TK312B** S	$ 152	$ 179	$ 203
15"H stacking/segmented	**TK315BF**	**TK315B** S	$ 156	$ 183	$ 207
20"H stacking/segmented	**TK320BF**	**TK320B** S	$ 160	$ 187	$ 211
27"H stacking/segmented	**TK327BF**	**TK327B** S	$ 191	$ 218	$ 242
30"H stacking/segmented	**TK330BF**	**TK330B** S	$ 194	$ 221	$ 245
32"H base panel	**TK332BF**	**TK332B** S	$ 201	$ 228	$ 252
35"H base panel	**TK335BF**	**TK335B** S	$ 205	$ 232	$ 256
42½"H base panel	**TK342BF**	**TK342B** S	$ 230	$ 257	$ 281
50"H base panel	**TK350BF**	**TK350B** S	$ 250	$ 277	$ 301
57½"H base panel	**TK357BF**	**TK357B** S	$ 263	$ 290	$ 314
65"H base panel	**TK365BF**	**TK365B** S	$ 277	$ 304	$ 328
3-Way 120° Connector					
12"H stacking/segmented	**TK312CF**	**TK312C** S	$ 126	$ 153	$ 177
15"H stacking/segmented	**TK315CF**	**TK315C** S	$ 131	$ 158	$ 182
20"H stacking/segmented	**TK320CF**	**TK320C** S	$ 137	$ 164	$ 188
27"H stacking/segmented	**TK327CF**	**TK327C** S	$ 171	$ 198	$ 222
30"H stacking/segmented	**TK330CF**	**TK330C** S	$ 173	$ 200	$ 224
32"H base panel	**TK332CF**	**TK332C** S	$ 182	$ 209	$ 233
35"H base panel	**TK335CF**	**TK335C** S	$ 184	$ 211	$ 235
42½"H base panel	**TK342CF**	**TK342C** S	$ 205	$ 232	$ 256
50"H base panel	**TK350CF**	**TK350C** S	$ 230	$ 257	$ 281
57½"H base panel	**TK357CF**	**TK357C** S	$ 240	$ 267	$ 291
65"H base panel	**TK365CF**	**TK365C** S	$ 250	$ 277	$ 301

How to specify —

Select the Terrace Model Number from above.

T K 3 _ _ _ _ .

1st Option:

Paint
(if applicable):

P1 P2 P3

See page 36 for finishes.

P _ _

Examples: Painted Flat – **TK335CF.P27** Painted Radius – **TK335C.P27**

S ***Shippable by small-package carrier.***

Connectors

For specification information see pages 39-46.

"E" End Trim Kits						
15"H stacking/segmented	**TK315EF**	**TK315E**	S	$ 94	$ 121	$ 145
22½"H stacking/segmented	**TK322EF**	**TK322E**	S	$ 102	$ 129	$ 153
30"H stacking/segmented	**TK330EF**	**TK330E**	S	$ 115	$ 142	$ 166
30"H base panel	**TK332EF**	**TK332E**	S	$ 116	$ 125	$ 137
35"H base panel	**TK335EF**	**TK335E**	S	$ 115	$ 142	$ 166
42½"H base panel	**TK342EF**	**TK342E**	S	$ 124	$ 151	$ 175
50"H base panel	**TK350EF**	**TK350E**	S	$ 141	$ 168	$ 192
57½"H base panel	**TK357EF**	**TK357E**	S	$ 147	$ 174	$ 198
65"H base panel	**TK365EF**	**TK365E**	S	$ 152	$ 179	$ 203
80"H base panel	**TK380EF**	**TK380E**	S	$ 216	$ 243	$ 267
87½"H base panel	**TK387EF**	**TK387E**	S	$ 234	$ 261	$ 285
High-Low End Trim Kit						
5"H connector kit	**TK305HF**	**TK305H**	S	$ 92	$ 108	$ 120
7½"H	**TK307HF**	**TK307H**	S	$ 94	$ 110	$ 122
12"H stacking/segmented	**TK312HF**	**TK312H**	S	$ 92	$ 108	$ 120
15"H	**TK315HF**	**TK315H**	S	$ 94	$ 110	$ 122
20"H stacking/segmented	**TK320HF**	**TK320H**	S	$ 114	$ 130	$ 142
22½"H	**TK322HF**	**TK322H**	S	$ 115	$ 131	$ 143
27"H stacking/segmented	**TK327HF**	**TK327H**	S	$ 114	$ 130	$ 142
30"H	**TK330HF**	**TK330H**	S	$ 115	$ 131	$ 143
Grooved High-Low Trim — for use with Panel Mounted Screens						
7½"H	**TK307HGF**	**TK307HG**	S	$ 114	$ 130	$ 142
15"H	**TK315HGF**	**TK315HG**	S	$ 124	$ 140	$ 152
"W" Wall Mount Kit						
15"H stacking/segmented	**TK315WF**	**TK315W**	S	$ 114	$ 141	$ 165
22½"H stacking/segmented	**TK322WF**	**TK322W**	S	$ 135	$ 162	$ 186
30"H stacking/segmented	**TK330WF**	**TK330W**	S	$ 157	$ 184	$ 208
32"H wall mount kit for base frame	**TK332WF**	**TK332W**	S	$ 175	$ 202	$ 226
35"H	**TK335WF**	**TK335W**	S	$ 179	$ 206	$ 230
42½"H	**TK342WF**	**TK342W**	S	$ 195	$ 222	$ 246
50"H	**TK350WF**	**TK350W**	S	$ 224	$ 251	$ 275
57½"H	**TK357WF**	**TK357W**	S	$ 242	$ 269	$ 293
65"H	**TK365WF**	**TK365W**	S	$ 263	$ 290	$ 314
87½"H	**TK387WF**	**TK387W**	S	$ 354	$ 381	$ 405

How to specify —

Select the Terrace Model Number from above.

1st Option:

Paint:

P1 P2 P3

See page 36 for finishes.

T K 3 _ _ _ _ . **P _ _**

Examples: Painted Flat – **TK315EF.P27** Painted Radius – **TK315E.P27**

S ***Shippable by small-package carrier.***

Frames & Connectors

Terrace® — Top Stabilizer Brackets

For specification information see pages 39-46.

GSA SIN 33721

	Description	Model		List Price
	Top Stabilizer Brackets			
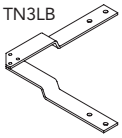 TN3LB	"L" Top Stabilizer Bracket	**TN3LB**	S	$ 88
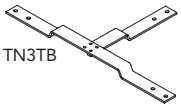 TN3TB	"T" Top Stabilizer Bracket	**TN3TB**	S	$ 88
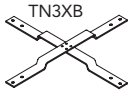 TN3XB	"X" Top Stabilizer Bracket	**TN3XB**	S	$ 88
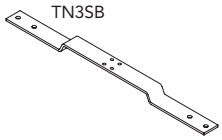 TN3SB	"S" Top Stabilizer Bracket	**TN3SB**	S	$ 67
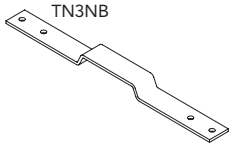 TN3NB	In Line Top Stabilizer Bracket	**TN3NB**	S	$ 67
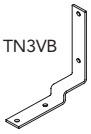 TN3VB	Variable Height Top Stabilizer Bracket	**TN3VB**	S	$ 88
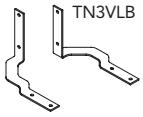 TN3VLB	"L" Variable Height Top Stabilizer Bracket	**TN3VLB**	S	$ 111

How to specify —

Select the Terrace Model Number from above.

Example: **TN3LB**

S *Shippable by small-package carrier.*

Frames & Connectors

For specification information see pages 39-46.

GSA SIN 33721

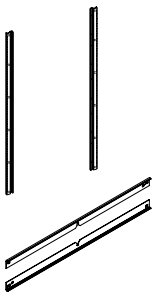

Description	Model	List Price
Terrace Wall Track Kit — End/Shared		
65"H — Pair of Ends	**TK365YEB** S	$ 342
65"H — Middle Unit	**TK365YM** S	$ 178
Terrace Wall Track Tile Attachment Kits — Top and Bottom		
24"W	**Y324YS** S	$ 253
30"W	**Y330YS** S	$ 260
36"W	**Y336YS** S	$ 278
42"W	**Y342YS** S	$ 316
48"W	**Y348YS** S	$ 348
60"W	**Y360YS** S	$ 387

Segment Bars (black only)		
24"W	**TKSK24** S	$ 31
30"W	**TKSK30** S	$ 31
36"W	**TKSK36** S	$ 32
42"W	**TKSK42** S	$ 34
48"W	**TKSK48** S	$ 38
60"W	**TKSK60** S	$ 39

How to specify —

Select the Terrace Model Number from above.

Examples: **TK365YEB Y336YS TKSK42**

S *Shippable by small-package carrier.*

Tiles

Terrace® — Tackable Acoustical Tiles

For specification information see pages 47-53.
(See page 408 for COM pricing on fabric Grades G-J.)

GSA SIN 33721

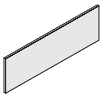

Description	Model	List Price Grade A	Grade B	Grade C	Grade D	Grade E	Grade F
7½"H Tackable Acoustical Tiles							
24"W	**TKG40724T** S	$ 111	$ 115	$ 119	$ 126	$ 132	$ 138
30"W	**TKG40730T** S	$ 118	$ 123	$ 127	$ 135	$ 142	$ 150
36"W	**TKG40736T** S	$ 124	$ 130	$ 135	$ 145	$ 154	$ 163
42"W	**TKG40742T** S	$ 135	$ 142	$ 147	$ 158	$ 168	$ 179
48"W	**TKG40748T** S	$ 143	$ 151	$ 158	$ 170	$ 182	$ 194
60"W	**TKG40760T** S	$ 164	$ 173	$ 182	$ 197	$ 212	$ 227

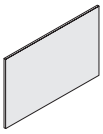

15"H Tackable Acoustical Tiles							
24"W	**TKG41524T** S	$ 114	$ 122	$ 129	$ 141	$ 153	$ 165
30"W	**TKG41530T** S	$ 121	$ 130	$ 139	$ 154	$ 169	$ 184
36"W	**TKG41536T** S	$ 131	$ 142	$ 153	$ 172	$ 190	$ 209
42"W	**TKG41542T** S	$ 140	$ 154	$ 166	$ 187	$ 208	$ 230
48"W	**TKG41548T** S	$ 147	$ 162	$ 177	$ 201	$ 225	$ 249
60"W	**TKG41560T** S	$ 167	$ 186	$ 203	$ 234	$ 265	$ 295

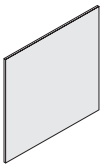

22½"H Tackable Acoustical Tiles							
24"W	**TKG42224T** S	$ 143	$ 154	$ 165	$ 184	$ 202	$ 221
30"W	**TKG42230T** S	$ 156	$ 170	$ 184	$ 206	$ 228	$ 250
36"W	**TKG42236T** S	$ 177	$ 194	$ 210	$ 236	$ 264	$ 291
42"W	**TKG42242T** S	$ 195	$ 214	$ 234	$ 265	$ 297	$ 328
48"W	**TKG42248T** S	$ 213	$ 235	$ 257	$ 293	$ 329	$ 365
60"W	**TKG42260T** S	$ 232	$ 260	$ 287	$ 332	$ 377	$ 423

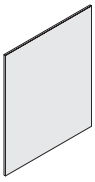

25"H Tackable Acoustical Tiles (Tile is 25"H, for use with 30"H Frames)							
24"W	**TKG43224T** S	$ 151	$ 163	$ 175	$ 196	$ 216	$ 235
30"W	**TKG43230T** S	$ 163	$ 179	$ 194	$ 219	$ 244	$ 269
36"W	**TKG43236T** S	$ 183	$ 202	$ 219	$ 250	$ 281	$ 311
42"W	**TKG43242T** S	$ 210	$ 231	$ 253	$ 288	$ 323	$ 358
48"W	**TKG43248T** S	$ 218	$ 242	$ 266	$ 307	$ 347	$ 387
60"W	**TKG43260T** S	$ 238	$ 269	$ 300	$ 350	$ 400	$ 451

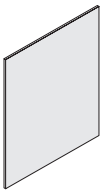

30"H Tackable Acoustical Tiles (Tile is 30"H, for use with 35"H Frames)							
24"W	**TKG43024T** S	$ 154	$ 169	$ 184	$ 208	$ 232	$ 256
30"W	**TKG43030T** S	$ 166	$ 185	$ 202	$ 233	$ 264	$ 294
36"W	**TKG43036T** S	$ 186	$ 208	$ 230	$ 266	$ 302	$ 338
42"W	**TKG43042T** S	$ 213	$ 239	$ 265	$ 307	$ 350	$ 392
48"W	**TKG43048T** S	$ 222	$ 252	$ 280	$ 328	$ 377	$ 425
60"W	**TKG43060T** S	$ 241	$ 277	$ 313	$ 374	$ 434	$ 494

Packaging: Tiles will be multi-packed to reduce packaging materials and to provide better structural support during shipping. Items requiring individual shipping should be tagged on the order with different descriptive locations to simplify the staging process.

TERRACE

How to specify —

Select the Terrace Model Number from above.

T K G 4 _ _ _ T .

1st Option:

Fabric:

See page 13 for fabrics.

_ _ _ _

Example: **TKG43048T.APN911**

S *Shippable by small-package carrier.*

Tiles

Terrace® — Tackable Acoustical Tiles

For specification information see pages 47-53.
(See page 408 for COM pricing on fabric Grades G-J.)

GSA SIN 33721

Description	Model	List Price Grade A	Grade B	Grade C	Grade D	Grade E	Grade F
42½"H Monolithic Tackable Acoustical Tiles (Tile is 37½"H, for use with 42½"H Frames)							
24"W	**TKG44224T** S	$ 201	$ 222	$ 242	$ 276	$ 309	$ 343
30"W	**TKG44230T** S	$ 228	$ 254	$ 280	$ 322	$ 365	$ 407
36"W	**TKG44236T** S	$ 252	$ 283	$ 314	$ 364	$ 414	$ 465
42"W	**TKG44242T** S	$ 280	$ 316	$ 351	$ 410	$ 470	$ 529
48"W	**TKG44248T** S	$ 309	$ 350	$ 391	$ 459	$ 526	$ 594
60"W	**TKG44260T** S	$ 360	$ 411	$ 462	$ 546	$ 631	$ 715

50"H Monolithic Tackable Acoustical Tiles (Tile is 45"H, for use with 50"H Frames)							
24"W	**TKG45024T** S	$ 228	$ 252	$ 278	$ 317	$ 357	$ 397
30"W	**TKG45030T** S	$ 261	$ 292	$ 323	$ 373	$ 423	$ 474
36"W	**TKG45036T** S	$ 307	$ 343	$ 381	$ 440	$ 500	$ 560
42"W	**TKG45042T**	$ 343	$ 386	$ 429	$ 498	$ 569	$ 640
48"W	**TKG45048T**	$ 385	$ 433	$ 483	$ 562	$ 643	$ 723
60"W	**TKG45060T**	$ 431	$ 491	$ 554	$ 653	$ 753	$ 853

57½"H Tackable Acoustical Tiles (Tile is 52½"H, for use with 57½"H Frames)							
24"W	**TKG45724T** S	$ 273	$ 302	$ 330	$ 376	$ 422	$ 469
30"W	**TKG45730T** S	$ 307	$ 342	$ 377	$ 435	$ 493	$ 551
36"W	**TKG45736T** S	$ 346	$ 389	$ 432	$ 500	$ 571	$ 641
42"W	**TKG45742T**	$ 390	$ 440	$ 490	$ 569	$ 651	$ 733
48"W	**TKG45748T**	$ 432	$ 488	$ 545	$ 637	$ 730	$ 823
60"W	**TKG45760T**	$ 474	$ 544	$ 616	$ 731	$ 847	$ 964

65"H Monolithic Tackable Acoustical Tiles (Tile is 60"H, for use with 65"H Frames)							
24"W	**TKG46524T** S	$ 290	$ 322	$ 354	$ 407	$ 459	$ 512
30"W	**TKG46530T** S	$ 332	$ 372	$ 412	$ 476	$ 542	$ 607
36"W	**TKG46536T**	$ 373	$ 420	$ 468	$ 547	$ 625	$ 704
42"W	**TKG46542T**	$ 415	$ 471	$ 526	$ 617	$ 710	$ 801
48"W	**TKG46548T**	$ 454	$ 518	$ 581	$ 686	$ 790	$ 896
60"W	**TKG46560T**	$ 490	$ 569	$ 649	$ 779	$ 911	$ 1042

Packaging: Tiles will be multi-packed to reduce packaging materials and to provide better structural support during shipping. Items requiring individual shipping should be tagged on the order with different descriptive locations to simplify the staging process.

How to specify —

Select the Terrace Model Number from above.

1st Option:

Fabric:

See page 13 for fabrics.

T K G 4 _ _ _ T . _ _ _ _ _

Example: **TKG45748T.APN911**

S *Shippable by small-package carrier.*

Tiles

Terrace® — Tackable Acoustical Port Tiles

For specification information see pages 47-53.
(See page 408 for COM pricing on fabric Grades G-J.)

GSA SIN 33721

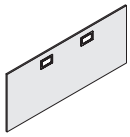

Description	Model	List Price Grade A	Grade B	Grade C	Grade D	Grade E	Grade F
15"H Port Tiles							
24"W	**TKG41524E** S	$ 217	$ 224	$ 229	$ 240	$ 251	$ 261
30"W	**TKG41530E** S	$ 222	$ 230	$ 239	$ 252	$ 265	$ 278
36"W	**TKG41536E** S	$ 228	$ 238	$ 247	$ 263	$ 279	$ 294
42"W	**TKG41542E** S	$ 236	$ 247	$ 258	$ 277	$ 295	$ 314
48"W	**TKG41548E** S	$ 247	$ 259	$ 273	$ 293	$ 314	$ 335
60"W	**TKG41560E** S	$ 270	$ 286	$ 302	$ 328	$ 354	$ 379

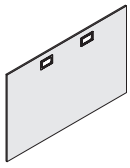

22½"H Port Tiles							
24"W	**TKG42224E** S	$ 241	$ 251	$ 260	$ 276	$ 292	$ 307
30"W	**TKG42230E** S	$ 256	$ 268	$ 280	$ 300	$ 320	$ 339
36"W	**TKG42236E** S	$ 276	$ 291	$ 305	$ 329	$ 353	$ 377
42"W	**TKG42242E** S	$ 297	$ 314	$ 331	$ 359	$ 387	$ 414
48"W	**TKG42248E** S	$ 309	$ 328	$ 347	$ 378	$ 410	$ 441
60"W	**TKG42260E** S	$ 333	$ 357	$ 380	$ 421	$ 460	$ 499

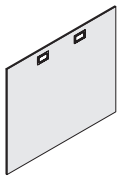

25"H Port Tiles (Tile is 25"H, for use with 30"H Frames)							
24"W	**TKG43224E** S	$ 248	$ 259	$ 269	$ 287	$ 304	$ 322
30"W	**TKG43230E** S	$ 262	$ 276	$ 289	$ 310	$ 333	$ 355
36"W	**TKG43236E** S	$ 285	$ 301	$ 317	$ 343	$ 369	$ 394
42"W	**TKG43242E** S	$ 304	$ 315	$ 325	$ 343	$ 360	$ 378
48"W	**TKG43248E** S	$ 316	$ 337	$ 358	$ 393	$ 428	$ 463
60"W	**TKG43260E** S	$ 336	$ 363	$ 389	$ 434	$ 477	$ 522

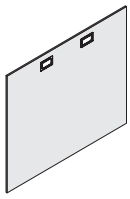

30"H Port Tiles (Tile is 30"H, NOT for use with 35"H Frames)							
24"W	**TKG43024E** S	$ 252	$ 264	$ 278	$ 298	$ 319	$ 340
30"W	**TKG43030E** S	$ 264	$ 280	$ 296	$ 322	$ 348	$ 373
36"W	**TKG43036E** S	$ 288	$ 307	$ 326	$ 357	$ 389	$ 420
42"W	**TKG43042E** S	$ 308	$ 330	$ 353	$ 390	$ 427	$ 464
48"W	**TKG43048E** S	$ 320	$ 346	$ 372	$ 413	$ 456	$ 498
60"W	**TKG43060E** S	$ 338	$ 370	$ 402	$ 454	$ 507	$ 560

Packaging: Tiles will be multi-packed to reduce packaging materials and to provide better structural support during shipping. Items requiring individual shipping should be tagged on the order with different descriptive locations to simplify the staging process.

TERRACE

How to specify —	*1st Option:*	*2nd Option:*
Select the Terrace Model Number from above.	**Fabric:** See page 13 for fabrics.	**Electrical Grommet Color:** See page 36 for finishes.

T K G 4 _ _ _ E . _ _ _ _ _ . E _

Example: **TKG43030E.APN911.E4**

S *Shippable by small-package carrier.*

Tiles

Terrace® — Tackable Acoustical Port Tiles

For specification information see pages 47-53.
(See page 408 for COM pricing on fabric Grades G-J.)

GSA SIN 33721

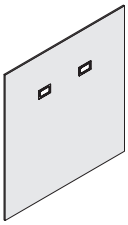

Description	Model	List Price Grade A	Grade B	Grade C	Grade D	Grade E	Grade F
42½"H Monolithic Port Tiles (Tile is 37½"H, for use with 42½"H Frames)							
24"W	**TKG44224E** S	$ 311	$ 332	$ 353	$ 387	$ 420	$ 455
30"W	**TKG44230E** S	$ 332	$ 359	$ 384	$ 427	$ 470	$ 512
36"W	**TKG44236E** S	$ 366	$ 397	$ 429	$ 480	$ 531	$ 583
42"W	**TKG44242E** S	$ 390	$ 426	$ 462	$ 521	$ 581	$ 641
48"W	**TKG44248E** S	$ 415	$ 457	$ 497	$ 566	$ 635	$ 702
60"W	**TKG44260E** S	$ 462	$ 514	$ 565	$ 651	$ 737	$ 822

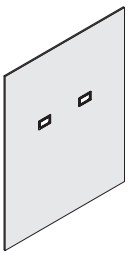

50"H Monolithic Port Tiles (Tile is 45"H, for use with 50"H Frames)							
24"W	**TKG45024E** S	$ 332	$ 356	$ 382	$ 422	$ 462	$ 503
30"W	**TKG45030E** S	$ 368	$ 399	$ 430	$ 481	$ 532	$ 582
36"W	**TKG45036E** S	$ 408	$ 444	$ 482	$ 543	$ 604	$ 664
42"W	**TKG45042E**	$ 451	$ 494	$ 537	$ 608	$ 679	$ 751
48"W	**TKG45048E**	$ 490	$ 540	$ 588	$ 669	$ 750	$ 832
60"W	**TKG45060E**	$ 536	$ 598	$ 659	$ 761	$ 862	$ 965

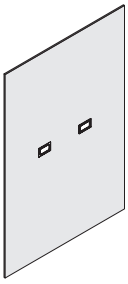

57½"H Monolithic Port Tiles (Tile is 52½"H, for use with 57½"H Frames)							
24"W	**TKG45724E** S	$ 379	$ 408	$ 436	$ 483	$ 530	$ 577
30"W	**TKG45730E** S	$ 379	$ 414	$ 449	$ 508	$ 567	$ 626
36"W	**TKG45736E** S	$ 409	$ 452	$ 495	$ 565	$ 636	$ 706
42"W	**TKG45742E**	$ 456	$ 506	$ 556	$ 637	$ 720	$ 802
48"W	**TKG45748E**	$ 494	$ 551	$ 607	$ 701	$ 795	$ 889
60"W	**TKG45760E**	$ 541	$ 612	$ 683	$ 800	$ 918	$ 1035

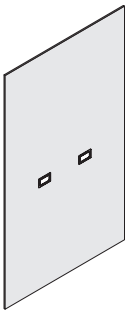

65"H Monolithic Port Tiles (Tile is 60"H, for use with 65"H Frames)							
24"W	**TKG46524E** S	$ 397	$ 429	$ 461	$ 513	$ 566	$ 619
30"W	**TKG46530E** S	$ 439	$ 479	$ 519	$ 584	$ 651	$ 717
36"W	**TKG46536E**	$ 482	$ 530	$ 577	$ 657	$ 736	$ 816
42"W	**TKG46542E**	$ 525	$ 581	$ 636	$ 728	$ 820	$ 912
48"W	**TKG46548E**	$ 557	$ 621	$ 684	$ 790	$ 895	$ 1000
60"W	**TKG46560E**	$ 596	$ 676	$ 755	$ 888	$ 1019	$ 1151

Packaging: Tiles will be multi-packed to reduce packaging materials and to provide better structural support during shipping. Items requiring individual shipping should be tagged on the order with different descriptive locations to simplify the staging process.

How to specify —	*1st Option:*	*2nd Option:*
Select the Terrace Model Number from above.	**Fabric:** See page 13 for fabrics.	**Electrical Grommet Color:** See page 36 for finishes.

T K G 4 _ _ _ E . _ _ _ _ _ . E _

Example: **TKG45736E.APN911.E4**

S *Shippable by small-package carrier.*

Tiles

Terrace® — Steel Tiles and Tool Tiles

For specification information see pages 47-53.

GSA SIN 33721

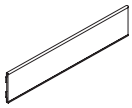

Description	Model	P1 Paint List Price	P2 Paint List Price	P3 Paint List Price
7½"H Steel Tiles				
24"W	TKG40724FS S	$ 152	$ 181	$ 207
30"W	TKG40730FS S	$ 157	$ 186	$ 212
36"W	TKG40736FS S	$ 172	$ 201	$ 227
42"W	TKG40742FS S	$ 189	$ 218	$ 244
48"W	TKG40748FS S	$ 202	$ 231	$ 257
60"W	TKG40760FS S	$ 228	$ 257	$ 283

15"H Steel Tiles				
24"W	TKG41524FS S	$ 156	$ 185	$ 211
30"W	TKG41530FS S	$ 164	$ 193	$ 219
36"W	TKG41536FS S	$ 178	$ 207	$ 233
42"W	TKG41542FS S	$ 196	$ 225	$ 251
48"W	TKG41548FS S	$ 214	$ 243	$ 269
60"W	TKG41560FS S	$ 237	$ 266	$ 292

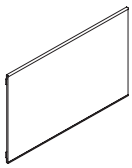

22½"H Steel Tiles				
24"W	TKG42224FS S	$ 199	$ 222	$ 244
30"W	TKG42230FS S	$ 207	$ 236	$ 262
36"W	TKG42236FS S	$ 222	$ 251	$ 277
42"W	TKG42242FS S	$ 237	$ 266	$ 292
48"W	TKG42248FS S	$ 258	$ 287	$ 313
60"W	TKG42260FS S	$ 281	$ 310	$ 336

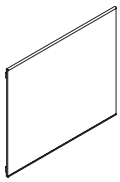

25"H Steel Tiles (Tile is 25"H, for use with 30"H Frames)				
24"W	TKG43224FS S	$ 212	$ 228	$ 250
30"W	TKG43230FS S	$ 226	$ 243	$ 267
36"W	TKG43236FS S	$ 249	$ 267	$ 294
42"W	TKG43242FS S	$ 270	$ 289	$ 318
48"W	TKG43248FS S	$ 294	$ 315	$ 347
60"W	TKG43260FS S	$ 332	$ 355	$ 390

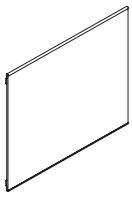

30"H Steel Tiles (Tile is 30"H, for use with 35"H Frames)				
24"W	TKG43024FS S	$ 228	$ 270	$ 312
30"W	TKG43030FS S	$ 251	$ 293	$ 335
36"W	TKG43036FS S	$ 283	$ 325	$ 367
42"W	TKG43042FS S	$ 304	$ 346	$ 388
48"W	TKG43048FS S	$ 336	$ 378	$ 420
60"W	TKG43060FS S	$ 384	$ 426	$ 468

7½"H Tool Tiles — used to support Extensions paper management accessories				
24"W	TK40724SW S	$ 395	$ 434	$ 473
30"W	TK40730SW S	$ 455	$ 495	$ 535
36"W	TK40736SW S	$ 460	$ 500	$ 540
42"W	TK40742SW S	$ 487	$ 527	$ 567
48"W	TK40748SW S	$ 519	$ 559	$ 599
60"W	TK40760SW S	$ 554	$ 594	$ 634



15"H Tool Tiles — used to support Extensions paper management accessories				
24"W	TK41524SW S	$ 430	$ 472	$ 514
30"W	TK41530SW S	$ 464	$ 506	$ 548
36"W	TK41536SW S	$ 504	$ 546	$ 588
42"W	TK41542SW S	$ 531	$ 573	$ 615
48"W	TK41548SW S	$ 561	$ 603	$ 645
60"W	TK41560SW S	$ 600	$ 642	$ 684

Note: Tool tiles placed at worksurface height limit selection of work tools available. Folder holders, multi-media hangers, and binder bins extend below a 7½"H tool tile. Paper wave and contents extend above a single 7½"H tool tile. See page 386.

How to specify —	*1st Option:*
Select the Terrace Model Number from above.	**Paint:** P1 P2 P3 See page 36 for finishes.

T K | | | | | | | | | . P | | . |

Examples: **TKG41536FS.P27** **TK41530SW.P7D**

S *Shippable by small-package carrier.*

Tiles

Terrace® — Perforated Steel Tiles

For specification information see pages 47-53.

GSA SIN 33721

Description	Model		P1 Paint List Price	P2 Paint List Price	P3 Paint List Price
7½"H Perforated Steel Tiles					
24"W	TKG40724SH	S	$ 218	$ 247	$ 273
30"W	TKG40730SH	S	$ 225	$ 254	$ 280
36"W	TKG40736SH	S	$ 246	$ 275	$ 301
42"W	TKG40742SH	S	$ 270	$ 299	$ 325
48"W	TKG40748SH	S	$ 304	$ 333	$ 359
60"W	TKG40760SH	S	$ 334	$ 363	$ 389

15"H Perforated Steel Tiles					
24"W	TKG41524SH	S	$ 224	$ 253	$ 279
30"W	TKG41530SH	S	$ 234	$ 263	$ 289
36"W	TKG41536SH	S	$ 257	$ 286	$ 312
42"W	TKG41542SH	S	$ 280	$ 309	$ 335
48"W	TKG41548SH	S	$ 307	$ 336	$ 362
60"W	TKG41560SH	S	$ 339	$ 368	$ 394



22½"H Perforated Steel Tiles					
24"W	TKG42224SH	S	$ 228	$ 257	$ 283
30"W	TKG42230SH	S	$ 241	$ 270	$ 296
36"W	TKG42236SH	S	$ 260	$ 289	$ 315
42"W	TKG42242SH	S	$ 286	$ 315	$ 341
48"W	TKG42248SH	S	$ 318	$ 347	$ 373
60"W	TKG42260SH	S	$ 350	$ 379	$ 405



30"H Perforated Steel Tiles (Tile is 30"H, for use with 35"H Frames)					
24"W	TKG43024SH	S	$ 240	$ 282	$ 324
30"W	TKG43030SH	S	$ 264	$ 306	$ 348
36"W	TKG43036SH	S	$ 306	$ 348	$ 390
42"W	TKG43042SH	S	$ 321	$ 363	$ 405
48"W	TKG43048SH	S	$ 367	$ 409	$ 451
60"W	TKG43060SH	S	$ 411	$ 453	$ 495

TERRACE

How to specify —	*1st Option:*
Select the Terrace Model Number from above.	**Paint:** P1 P2 P3 See page 36 for finishes.

T K G 4 _ _ _ _ _ _ . P _ _ .

Example: **TKG40742SH.P27**

S *Shippable by small-package carrier.*

Notes

Tiles

Terrace® — Laminate Tiles

For specification information see pages 47-53.

GSA SIN 33721

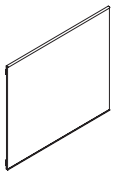

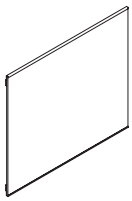

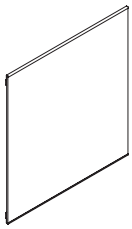

Description	Model	L1 List Price	L2 List Price	L3 List Price
7½"H Laminate Tile				
24"W	**TKG40724LM**	$ 344	$ 362	$ 378
30"W	**TKG40730LM**	$ 350	$ 368	$ 385
36"W	**TKG40736LM**	$ 399	$ 419	$ 440
42"W	**TKG40742LM**	$ 427	$ 449	$ 470
48"W	**TKG40748LM**	$ 467	$ 490	$ 514
60"W	**TKG40760LM**	$ 528	$ 555	$ 581
15"H Laminate Tile				
24"W	**TKG41524LM**	$ 378	$ 397	$ 417
30"W	**TKG41530LM**	$ 385	$ 405	$ 424
36"W	**TKG41536LM**	$ 439	$ 461	$ 483
42"W	**TKG41542LM**	$ 469	$ 493	$ 516
48"W	**TKG41548LM**	$ 513	$ 540	$ 565
60"W	**TKG41560LM**	$ 580	$ 610	$ 638
22½"H Laminate Tile				
24"W	**TKG42224LM**	$ 507	$ 533	$ 559
30"W	**TKG42230LM**	$ 552	$ 580	$ 608
36"W	**TKG42236LM**	$ 589	$ 619	$ 648
42"W	**TKG42242LM**	$ 657	$ 690	$ 723
48"W	**TKG42248LM**	$ 716	$ 752	$ 788
60"W	**TKG42260LM**	$ 780	$ 820	$ 859
25"H Laminate Tiles				
24"W	**TKG42524LM**	$ 565	$ 594	$ 622
30"W	**TKG42530LM**	$ 598	$ 628	$ 658
36"W	**TKG42536LM**	$ 641	$ 673	$ 706
42"W	**TKG42542LM**	$ 701	$ 736	$ 771
48"W	**TKG42548LM**	$ 759	$ 798	$ 836
60"W	**TKG42560LM**	$ 876	$ 920	$ 964
30"H Laminate Tiles				
24"W	**TKG43024LM**	$ 586	$ 616	$ 645
30"W	**TKG43030LM**	$ 614	$ 645	$ 676
36"W	**TKG43036LM**	$ 660	$ 693	$ 727
42"W	**TKG43042LM**	$ 721	$ 757	$ 793
48"W	**TKG43048LM**	$ 779	$ 819	$ 857
60"W	**TKG43060LM**	$ 893	$ 938	$ 983

How to specify —	*1st Option:*	*2nd Option:*	*3rd Option:*	*4th Option:*
Select the Terrace Model Number from above.	**FSC Wood** *(if applicable)*: **F** FSC Wood **X** Non-FSC Wood	**Laminate:** See page 36 for finishes.	**Edge Color:** See page 36 for finishes.	**Grain Direction:** **VLG** Horizontal or Solid Grain **VST** Vertical Grain
T K G 4 _ _ _ _ _ _ .	_ .	_ _ _ _ .	_ _ .	_ _

Example: **TKG40724LM.F.TM133.E4.VLG**

S ***Shippable by small-package carrier.***

Tiles

Terrace® — Laminate Tiles

For specification information see pages 47-53.

GSA SIN 33721

Description	Model	L1 List Price	L2 List Price	L3 List Price
42½"H Laminate Tile				
24"W	**TKG43724LM**	$ 649	$ 682	$ 715
30"W	**TKG43730LM**	$ 707	$ 742	$ 778
36"W	**TKG43736LM**	$ 736	$ 774	$ 811
42"W	**TKG43742LM**	$ 842	$ 885	$ 926
48"W	**TKG43748LM**	$ 905	$ 951	$ 996
60"W	**TKG43760LM**	$ 1047	$ 1100	$ 1152

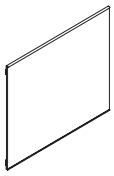

50"H Laminate Tile				
24"W	**TKG44524LM**	$ 720	$ 756	$ 792
30"W	**TKG44530LM**	$ 784	$ 824	$ 863
36"W	**TKG44536LM**	$ 817	$ 858	$ 899
42"W	**TKG44542LM**	$ 935	$ 982	$ 1029
48"W	**TKG44548LM**	$ 1004	$ 1055	$ 1105
60"W	**TKG44560LM**	$ 1162	$ 1220	$ 1279

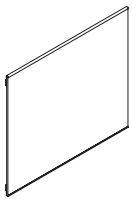

57½"H Laminate Tile				
24"W	**TKG45724LM**	$ 792	$ 832	$ 872
30"W	**TKG45730LM**	$ 863	$ 907	$ 950
36"W	**TKG45736LM**	$ 899	$ 944	$ 989
42"W	**TKG45742LM**	$ 1028	$ 1080	$ 1131
48"W	**TKG45748LM**	$ 1105	$ 1161	$ 1216

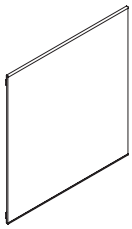

65"H Laminate Tiles				
24"W	**TKG46024LM**	$ 807	$ 848	$ 888
30"W	**TKG46030LM**	$ 879	$ 923	$ 968
36"W	**TKG46036LM**	$ 915	$ 961	$ 1007
42"W	**TKG46042LM**	$ 1047	$ 1100	$ 1152
48"W	**TKG46048LM**	$ 1125	$ 1182	$ 1238

How to specify —	*1st Option:*	*2nd Option:*	*3rd Option:*	*4th Option:*
Select the Terrace Model Number from above.	**FSC Wood** *(if applicable)*: **F** FSC Wood **X** Non-FSC Wood	**Laminate:** See page 36 for finishes.	**Edge Color:** See page 36 for finishes.	**Grain Direction:** **VLG** Horizontal or Solid Grain **VST** Vertical Grain
TKG4 _____ .	_____ .	_____ .	_____ .	_____

Example: **TKG43724LM.F.TM133.E4.VLG**

S ***Shippable by small-package carrier.***

Tiles

Terrace® — Laminate Tiles To-the-Floor

For specification information see pages 47-53.

GSA SIN 33721

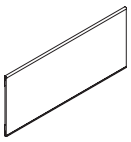

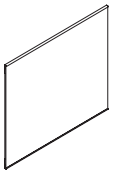

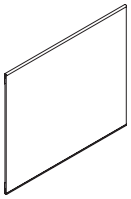

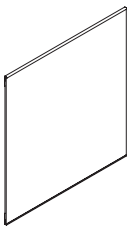

Description	Model	L1 List Price	L2 List Price	L3 List Price
22½"H Laminate To-The-Floor Tile				
24"W	TKG42224LTF	$ 587	$ 614	$ 641
30"W	TKG42230LTF	$ 613	$ 641	$ 669
36"W	TKG42236LTF	$ 685	$ 717	$ 749
42"W	TKG42242LTF	$ 734	$ 768	$ 802
48"W	TKG42248LTF	$ 794	$ 832	$ 869
60"W	TKG42260LTF	$ 925	$ 969	$ 1013
25"H Laminate To-The-Floor Tile				
24"W	TKG42524LTF	$ 623	$ 652	$ 680
30"W	TKG42530LTF	$ 656	$ 686	$ 716
36"W	TKG42536LTF	$ 699	$ 731	$ 764
42"W	TKG42542LTF	$ 759	$ 794	$ 829
48"W	TKG42548LTF	$ 817	$ 856	$ 894
60"W	TKG42560LTF	$ 934	$ 978	$ 1022
30"H Laminate To-The-Floor Tile				
24"W	TKG43024LTF	$ 698	$ 730	$ 763
30"W	TKG43030LTF	$ 755	$ 790	$ 825
36"W	TKG43036LTF	$ 818	$ 857	$ 895
42"W	TKG43042LTF	$ 887	$ 929	$ 970
48"W	TKG43048LTF	$ 961	$ 1006	$ 1052
60"W	TKG43060LTF	$ 1081	$ 1133	$ 1184
37½"H Laminate Tile To-The-Floor Tile				
24"W	TKG43724LTF	$ 769	$ 805	$ 840
30"W	TKG43730LTF	$ 831	$ 870	$ 909
36"W	TKG43736LTF	$ 902	$ 945	$ 986
42"W	TKG43742LTF	$ 978	$ 1024	$ 1070
48"W	TKG43748LTF	$ 1060	$ 1111	$ 1161
60"W	TKG43760LTF	$ 1193	$ 1250	$ 1307
45"H Laminate Tile To-The-Floor Tile				
24"W	TKG44524LTF	$ 832	$ 872	$ 910
30"W	TKG44530LTF	$ 901	$ 944	$ 985
36"W	TKG44536LTF	$ 977	$ 1023	$ 1069
42"W	TKG44542LTF	$ 1061	$ 1112	$ 1162
48"W	TKG44548LTF	$ 1151	$ 1206	$ 1260
60"W	TKG44560LTF	$ 1296	$ 1359	$ 1420
57½"H Laminate Tile To-The-Floor Tile				
24"W	TKG45724LTF	$ 925	$ 969	$ 1013
30"W	TKG45730LTF	$ 1002	$ 1049	$ 1097
36"W	TKG45736LTF	$ 1087	$ 1139	$ 1190
42"W	TKG45742LTF	$ 1181	$ 1237	$ 1294
48"W	TKG45748LTF	$ 1281	$ 1343	$ 1404
60"H Laminate Tile To-The-Floor Tile				
24"W	TKG46024LTF	$ 1030	$ 1080	$ 1128
30"W	TKG46030LTF	$ 1116	$ 1169	$ 1222
36"W	TKG46036LTF	$ 1212	$ 1270	$ 1328
42"W	TKG46042LTF	$ 1315	$ 1379	$ 1441
48"W	TKG46048LTF	$ 1429	$ 1498	$ 1567

How to specify —	*1st Option:*	*2nd Option:*	*3rd Option:*	*4th Option:*
Select the Terrace Model Number from above.	**FSC Wood** *(if applicable)*: **F** FSC Wood **X** Non-FSC Wood	**Laminate:** See page 36 for finishes.	**Edge Color:** See page 36 for finishes.	**Grain Direction:** **VLG** Horizontal or Solid Grain **VST** Vertical Grain
T K G 4 _ _ _ _ _ _ .	_ .	_ _ _ _ .	_ _ .	_ _ _

Example: **TKG42224LTF.F.TM133.E4.VLG**

S ***Shippable by small-package carrier.***

Tiles

Terrace® — Laminate Spanning Tiles

For specification information see pages 47-53.

GSA SIN 33721

Description	Model	L1 List Price	L2 List Price	L3 List Price
25"H Laminate Spanning Tile				
54"W	TKG42554SLS	$ 928	$ 970	$ 1012
60"W	TKG42560SLS	$ 952	$ 995	$ 1039
66"W	TKG42566SLS	$ 985	$ 1030	$ 1074
72"W	TKG42572SLS	$ 1053	$ 1101	$ 1148
78"W	TKG42578SLS	$ 1114	$ 1165	$ 1215
84"W	TKG42584SLS	$ 1167	$ 1220	$ 1272
90"W	TKG42590SLS	$ 1217	$ 1272	$ 1328
96"W	TKG42596SLS	$ 1297	$ 1356	$ 1414

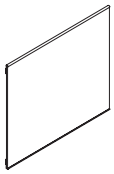

30"H Laminate Spanning Tile				
54"W	TKG43054SLS	$ 958	$ 1002	$ 1045
60"W	TKG43060SLS	$ 1048	$ 1095	$ 1143
66"W	TKG43066SLS	$ 1092	$ 1142	$ 1191
72"W	TKG43072SLS	$ 1152	$ 1205	$ 1256
78"W	TKG43078SLS	$ 1169	$ 1222	$ 1275
84"W	TKG43084SLS	$ 1295	$ 1354	$ 1412
90"W	TKG43090SLS	$ 1365	$ 1427	$ 1489
96"W	TKG43096SLS	$ 1422	$ 1487	$ 1551

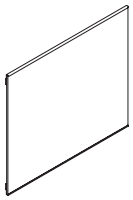

42"H Laminate Spanning Tile				
54"W	TKG44254SLS	$ 1125	$ 1177	$ 1227
60"W	TKG44260SLS	$ 1207	$ 1262	$ 1316
66"W	TKG44266SLS	$ 1269	$ 1326	$ 1384
72"W	TKG44272SLS	$ 1307	$ 1366	$ 1425
78"W	TKG44278SLS	$ 1339	$ 1399	$ 1460
84"W	TKG44284SLS	$ 1396	$ 1460	$ 1522
90"W	TKG44290SLS	$ 1433	$ 1498	$ 1562
96"W	TKG44296SLS	$ 1459	$ 1525	$ 1591

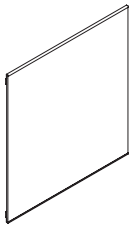

50"H Laminate Spanning Tile				
54"W	TKG45054SLS	$ 1472	$ 1539	$ 1605
60"W	TKG45060SLS	$ 1488	$ 1556	$ 1623
66"W	TKG45066SLS	$ 1504	$ 1572	$ 1640
72"W	TKG45072SLS	$ 1537	$ 1607	$ 1676
78"W	TKG45078SLS	$ 1706	$ 1784	$ 1860
84"W	TKG45084SLS	$ 1730	$ 1809	$ 1886
90"W	TKG45090SLS	$ 1772	$ 1852	$ 1932
96"W	TKG45096SLS	$ 1807	$ 1889	$ 1970

How to specify —	*1st Option:*	*2nd Option:*	*3rd Option:*
Select the Terrace Model Number from above.	**FSC Wood** *(if applicable)*: **F** FSC Wood **X** Non-FSC Wood	**Laminate:** See page 36 for finishes.	**Edge Color:** See page 36 for finishes.
T K G 4 _ _ _ _ _ _ _ .	_ _ .	_ _ _ _ .	_ _

Example: **TKG42554SLS.F.TM133.E4**

S ***Shippable by small-package carrier.***

Tiles

Terrace® — Laminate Spanning Tiles To-the-Floor / Bracket Kits

For specification information see pages 47-53.

GSA SIN 33721

Description	Model	L1 List Price	L2 List Price	L3 List Price
25"H Laminate Spanning Tile To-The-Floor				
54"W	TKG42554SLSTF	$ 1020	$ 1066	$ 1112
60"W	TKG42560SLSTF	$ 1047	$ 1094	$ 1142
66"W	TKG42566SLSTF	$ 1083	$ 1133	$ 1182
72"W	TKG42572SLSTF	$ 1160	$ 1213	$ 1265
78"W	TKG42578SLSTF	$ 1226	$ 1282	$ 1337
84"W	TKG42584SLSTF	$ 1282	$ 1340	$ 1398
90"W	TKG42590SLSTF	$ 1340	$ 1400	$ 1461
96"W	TKG42596SLSTF	$ 1426	$ 1491	$ 1555

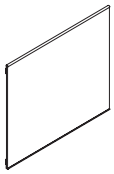

30"H Laminate Spanning Tile To-The-Floor				
54"W	TKG43054SLSTF	$ 1053	$ 1101	$ 1148
60"W	TKG43060SLSTF	$ 1153	$ 1206	$ 1257
66"W	TKG43066SLSTF	$ 1201	$ 1256	$ 1309
72"W	TKG43072SLSTF	$ 1268	$ 1325	$ 1383
78"W	TKG43078SLSTF	$ 1285	$ 1343	$ 1401
84"W	TKG43084SLSTF	$ 1425	$ 1490	$ 1554
90"W	TKG43090SLSTF	$ 1500	$ 1568	$ 1636
96"W	TKG43096SLSTF	$ 1564	$ 1635	$ 1705

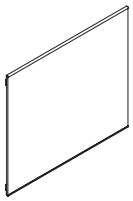

42"H Laminate Spanning Tile To-The-Floor				
54"W	TKG44254SLSTF	$ 1349	$ 1411	$ 1472
60"W	TKG44260SLSTF	$ 1439	$ 1505	$ 1569
66"W	TKG44266SLSTF	$ 1508	$ 1576	$ 1645
72"W	TKG44272SLSTF	$ 1549	$ 1619	$ 1689
78"W	TKG44278SLSTF	$ 1585	$ 1657	$ 1728
84"W	TKG44284SLSTF	$ 1646	$ 1721	$ 1795
90"W	TKG44290SLSTF	$ 1687	$ 1764	$ 1839
96"W	TKG44296SLSTF	$ 1715	$ 1793	$ 1870

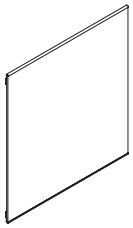

50"H Laminate Spanning Tile To-The-Floor				
54"W	TKG45054SLSTF	$ 1731	$ 1810	$ 1887
60"W	TKG45060SLSTF	$ 1747	$ 1826	$ 1904
66"W	TKG45066SLSTF	$ 1765	$ 1845	$ 1925
72"W	TKG45072SLSTF	$ 1802	$ 1884	$ 1965
78"W	TKG45078SLSTF	$ 1988	$ 2078	$ 2167
84"W	TKG45084SLSTF	$ 2016	$ 2107	$ 2199
90"W	TKG45090SLSTF	$ 2061	$ 2154	$ 2247
96"W	TKG45096SLSTF	$ 2098	$ 2193	$ 2287

Description	Model	List Price
Spanning Tile Bracket Kits		
	Z4STBRKT1	$ 246
	Z4STBRKT2	$ 246

How to specify —	*1st Option:*	*2nd Option:*	*3rd Option:*
Select the Terrace Model Number from above.	**FSC Wood** *(if applicable)*: **F** FSC Wood **X** Non-FSC Wood	**Laminate:** See page 36 for finishes.	**Edge Color:** See page 36 for finishes.
T K G 4 _ _ _ _ _ _ .	_ _ .	_ _ _ _ .	_ _

Example: **TKG42554SLSTF.F.TM133.E4**

S ***Shippable by small-package carrier.***

Tiles

Terrace® — Glass Tiles — Single-Pane

For specification information see pages 47-53.

GSA SIN 33721

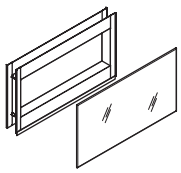

Description	Model	Clear P1 List Price	Clear P2 List Price	Clear P3 List Price	Frosted P1 List Price	Frosted P2 List Price	Frosted P3 List Price
15"H Glass Tiles							
24"W	TK41524GK S	$ 737	$ 763	$ 789	$ 855	$ 881	$ 907
30"W	TK41530GK S	$ 782	$ 810	$ 837	$ 915	$ 943	$ 970
36"W	TK41536GK S	$ 828	$ 857	$ 886	$ 979	$ 1008	$ 1037
42"W	TK41542GK S	$ 886	$ 917	$ 949	$ 1051	$ 1082	$ 1114
48"W	TK41548GK S	$ 952	$ 985	$ 1019	$ 1133	$ 1166	$ 1200
60"W	TK41560GK S	$ 1132	$ 1172	$ 1212	$ 1327	$ 1367	$ 1407

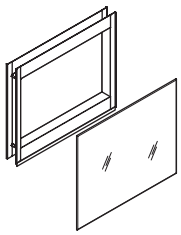

22½"H Glass Tiles							
24"W	TK42224GK S	$ 863	$ 893	$ 923	N/A	N/A	N/A
30"W	TK42230GK S	$ 905	$ 937	$ 969	N/A	N/A	N/A
36"W	TK42236GK S	$ 954	$ 987	$ 1021	N/A	N/A	N/A
42"W	TK42242GK S	$ 1011	$ 1046	$ 1082	N/A	N/A	N/A
48"W	TK42248GK S	$ 1075	$ 1113	$ 1151	N/A	N/A	N/A
60"W	TK42260GK S	$ 1259	$ 1303	$ 1348	N/A	N/A	N/A

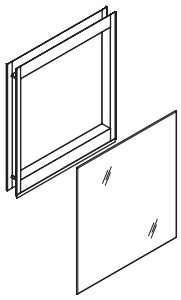

30"H Glass Tiles							
24"W	TK43024GK S	$ 988	$ 1023	$ 1058	N/A	N/A	N/A
30"W	TK43030GK S	$ 1052	$ 1090	$ 1127	N/A	N/A	N/A
36"W	TK43036GK S	$ 1120	$ 1160	$ 1199	N/A	N/A	N/A
42"W	TK43042GK S	$ 1214	$ 1257	$ 1300	N/A	N/A	N/A
48"W	TK43048GK S	$ 1303	$ 1349	$ 1395	N/A	N/A	N/A
60"W	TK43060GK S	$ 1528	$ 1582	$ 1635	N/A	N/A	N/A

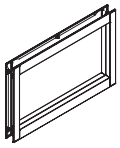

Description	Model	P1 Paint List Price	P2 Paint List Price
22½"H Pass-Thru Trim Kits			
24"W	Z42224PT S	$ 557	$ 590
30"W	Z42230PT S	$ 588	$ 621
36"W	Z42236PT S	$ 629	$ 662
42"W	Z42242PT S	$ 665	$ 698
48"W	Z42248PT S	$ 696	$ 729
60"W	Z42260PT S	$ 720	$ 753

How to specify —

Select the Terrace Model Number from above.

T K 4 _ _ _ _ _ _ .

1st Option:

Paint:

P1 P2 P3

P _ _ .

2nd Option:

Glass *(if applicable)*:

C Clear
F Frosted (only available on 15"H tiles)

_

Example: **TK41524GK.P27.C**

S *Shippable by small-package carrier.*

Tiles

Terrace® — Marker Board Tiles

For specification information see pages 47-53.

GSA SIN 33721

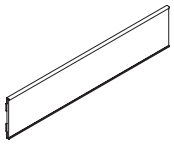

Description	Model	List Price
7½"H Marker Board Tiles		
24"W	**TKG40724MS** S	$ 334
30"W	**TKG40730MS** S	$ 357
36"W	**TKG40736MS** S	$ 375
42"W	**TKG40742MS** S	$ 396
48"W	**TKG40748MS**	$ 407
60"W	**TKG40760MS**	$ 434

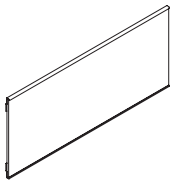

15"H Marker Board Tiles		
24"W	**TKG41524MS** S	$ 359
30"W	**TKG41530MS** S	$ 384
36"W	**TKG41536MS** S	$ 404
42"W	**TKG41542MS** S	$ 425
48"W	**TKG41548MS**	$ 434
60"W	**TKG41560MS**	$ 458

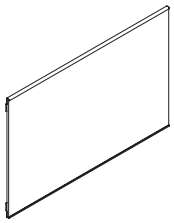

22½"H Marker Board Tiles		
24"W	**TKG42224MS** S	$ 397
30"W	**TKG42230MS** S	$ 425
36"W	**TKG42236MS** S	$ 472
42"W	**TKG42242MS** S	$ 504
48"W	**TKG42248MS**	$ 553
60"W	**TKG42260MS**	$ 617

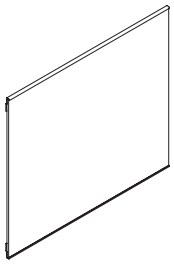

30"H Marker Board Tiles (Tile is 30"H, for use with 35"H Frames)		
24"W	**TKG43024MS** S	$ 406
30"W	**TKG43030MS** S	$ 432
36"W	**TKG43036MS** S	$ 481
42"W	**TKG43042MS** S	$ 513
48"W	**TKG43048MS**	$ 567
60"W	**TKG43060MS**	$ 629

15"W Marker Board Tray — Natural Aluminum		
Magnetic Marker Board Tray	**TK4TRAYMS** S	$ 95

How to specify —

Select the Terrace Model Number from above.

T K | | | | | | | | .

Examples: **TKG41520MS** **TK4TRAYMS**

S *Shippable by small-package carrier.*

Tiles

Terrace® — Landscape™ Tiles

For specification information see pages 47-53.

GSA SIN 33721

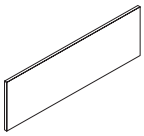

Description	Model	Old Model Number For Reference	P1 Grade 2 List Price	P2 Grade 2 List Price	P3 Grade 2 List Price
7½"H Landscape Tiles (Tile comes assembled)					
24"W	**TKG40724L ␣␣ S**	TK40724 ␣␣	$ 623	$ 645	$ 667
30"W	**TKG40730L ␣␣ S**	TK40730 ␣␣	$ 709	$ 733	$ 759
36"W	**TKG40736L ␣␣ S**	TK40736 ␣␣	$ 837	$ 866	$ 895
42"W	**TKG40742L ␣␣ S**	TK40742 ␣␣	$ 949	$ 982	$ 1016
48"W	**TKG40748L ␣␣ S**	TK40748 ␣␣	$ 1064	$ 1102	$ 1139
60"W	**TKG40760L ␣␣ S**	TK40760 ␣␣	$ 1244	$ 1287	$ 1331

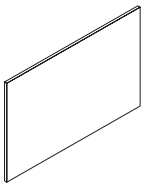

15"H Landscape Tiles (Tile comes assembled)					
24"W	**TKG41524L ␣␣ S**	TK41524 ␣␣	$ 632	$ 654	$ 676
30"W	**TKG41530L ␣␣ S**	TK41530 ␣␣	$ 725	$ 751	$ 776
36"W	**TKG41536L ␣␣ S**	TK41536 ␣␣	$ 847	$ 877	$ 906
42"W	**TKG41542L ␣␣ S**	TK41542 ␣␣	$ 963	$ 996	$ 1030
48"W	**TKG41548L ␣␣ S**	TK41548 ␣␣	$ 1074	$ 1112	$ 1150
60"W	**TKG41560L ␣␣ S**	TK41560 ␣␣	$ 1293	$ 1338	$ 1383

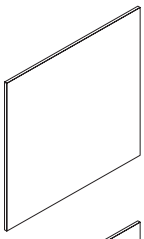

22½"H Landscape Tiles (Tile comes assembled)					
24"W	**TKG42224L ␣␣ S**	TK42224 ␣␣	$ 1058	$ 1094	$ 1132
30"W	**TKG42230L ␣␣ S**	TK42230 ␣␣	$ 1128	$ 1168	$ 1207
36"W	**TKG42236L ␣␣ S**	TK42236 ␣␣	$ 1384	$ 1432	$ 1480
42"W	**TKG42242L ␣␣ S**	TK42242 ␣␣	$ 1630	$ 1687	$ 1744
48"W	**TKG42248L ␣␣ S**	TK42248 ␣␣	$ 1833	$ 1897	$ 1961
60"W	**TKG42260L ␣␣ S**	TK42260 ␣␣	$ 2476	$ 2563	$ 2649

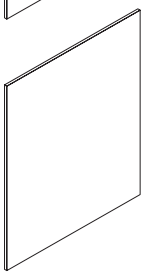

30"H Landscape Tiles (Tile comes assembled) (Tile is 30"H, for use with 35"H Frames)					
24"W	**TKG43024L ␣␣ S**	TK43024 ␣␣	$ 1083	$ 1121	$ 1159
30"W	**TKG43030L ␣␣ S**	TK43030 ␣␣	$ 1152	$ 1192	$ 1232
36"W	**TKG43036L ␣␣ S**	TK43036 ␣␣	$ 1400	$ 1448	$ 1498
42"W	**TKG43042L ␣␣ S**	TK43042 ␣␣	$ 1643	$ 1700	$ 1758
48"W	**TKG43048L ␣␣ S**	TK43048 ␣␣	$ 1835	$ 1899	$ 1963
60"W	**TKG43060L ␣␣ S**	TK43060 ␣␣	$ 2488	$ 2575	$ 2662

How to specify —	*1st Option:*	*2nd Option:*	*3rd Option:*
Select the Terrace Model Number from above.	**Landscape Option:** **Grade 2 Foundation™** **FD**	**Landscape Material and Finish:** **FD01** Sand **FD02** Taupe **FD04** Pure White	**Paint Color:** P1 P2 P3 See page 36 for finishes.
␣␣␣␣␣␣␣␣	**F D** .	**F D 0** ␣ .	**P** ␣␣

Example: **TKG43042LFD.FD04.P27**

S ***Shippable by small-package carrier.***

Tiles

Terrace® — Custom Tile Bracket Kits

For specification information see pages 47-53.

GSA SIN 33721

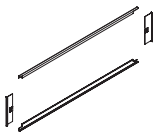

Description	Model		P1 Paint List Price
7½"H Custom Tile Bracket Kits			
24"W	TK40724CTK	S	$ 86
30"W	TK40730CTK	S	$ 88
36"W	TK40736CTK	S	$ 98
42"W	TK40742CTK	S	$ 101
48"W	TK40748CTK	S	$ 107
60"W	TK40760CTK	S	$ 120



15"H Custom Tile Bracket Kits			
24"W	TK41524CTK	S	$ 89
30"W	TK41530CTK	S	$ 99
36"W	TK41536CTK	S	$ 102
42"W	TK41542CTK	S	$ 107
48"W	TK41548CTK	S	$ 113
60"W	TK41560CTK	S	$ 126

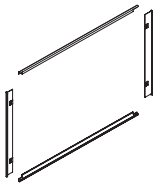

22½"H Custom Tile Bracket Kits			
24"W	TK42224CTK	S	$ 95
30"W	TK42230CTK	S	$ 100
36"W	TK42236CTK	S	$ 107
42"W	TK42242CTK	S	$ 112
48"W	TK42248CTK	S	$ 116
60"W	TK42260CTK	S	$ 133

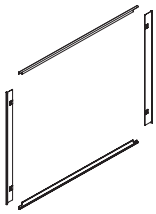

30"H Custom Tile Bracket Kits (Tile is 30"H, for use with 35"H Frames)			
24"W	TK43024CTK	S	$ 107
30"W	TK43030CTK	S	$ 112
36"W	TK43036CTK	S	$ 115
42"W	TK43042CTK	S	$ 121
48"W	TK43048CTK	S	$ 126
60"W	TK43060CTK	S	$ 139

How to specify —	*1st Option:*
Select the Terrace Model Number from above.	**Frame Paint Color:** See page 36 for finishes.

T K 4 _ _ _ _ _ _ . P _ _

Example: **TK40724CTK.P4J**

S *Shippable by small-package carrier.*

Tiles

Terrace® — Veneer Tiles

For specification information see pages 47-53.

GSA SIN 33721

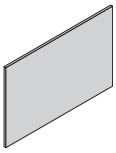

Description	Model	V1 List Price
15"H Veneer Tiles		
30"W	**TK41530V** S	**$ 539**
48"W	**TK41548V** S	**$ 778**

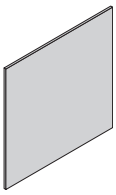

22½"H Veneer Tiles		
48"W	**TK42248V** S	**$ 1058**



30"H Monolithic Veneer Tiles (Tile is 30"H, for use with 35"H Frames)		
30"W	**TK43030V** S	**$ 808**
36"W	**TK43036V** S	**$ 910**
48"W	**TK43048V** S	**$ 1064**

42½"H Monolithic Veneer Tiles (Tile is 37½"H, for use with 42½"H Frames)		
30"W	**TK44230V** S	**$ 1119**
42"W	**TK44242V** S	**$ 1353**
48"W	**TK44248V** S	**$ 1535**

TERRACE

How to specify —

Select the Terrace Model Number from above.

1st Option:

Veneer Type and Finish:

See page 36 for finishes.

S prefix for Stratawood

T K 4 _ _ _ V . _ _ _ _ _

Example: **TK43036V.SC777**

S *Shippable by small-package carrier.*

Electrical & Data

Terrace® — Working with Electrical & Data

GSA Reference Page

Terrace features capabilities for cable management, including electrical, voice, and data. The 8-wire electrical system can be integrated at base pathway and beltline. The open structure of the frame allows voice and data cables to be routed both vertically and horizontally.

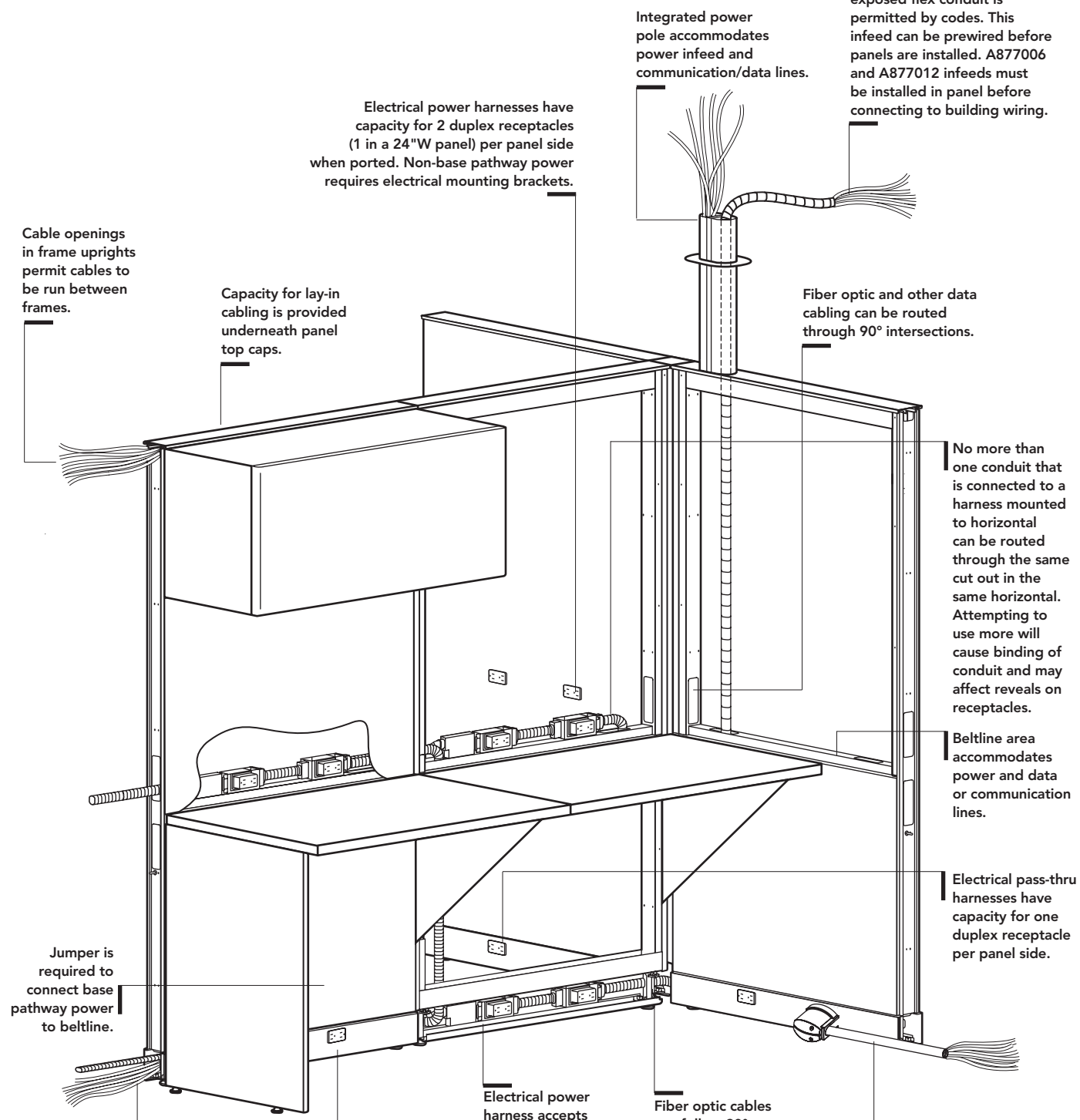

Electrical & Data

Electrical Systems

Terrace offers a choice of four electrical systems:
- Four-circuit, 3 + 1
- Four-circuit, 2 + 2
- Three-circuit, separate neutrals
- Eight circuits; two four-circuit systems provided back-to-back.

- See pages 84-85 for a detailed explanation of each electrical system.
- All four systems utilize an 8-wire electrical system, rated at 20 amps per circuit (15 amps Canadian) - 16 amps plannable in U.S.
- Terrace panels and electrical components are UL Listed. Electrical components are also CSA certified.
- Installation and use of the electrical system, the number of receptacles used on a given circuit and connections to the building power supply should be in compliance with all local and national electrical codes.
- Use of a 35"H frame in a panel run will block beltline and above power distribution.

Caution: Electrical equipment cords or extension cords MUST NOT BE ROUTED through cable openings in frame sides.

Note: No more than one conduit that is connected to a harness mounted to horizontal can be routed through the same cut out in the same horizontal at beltline. Attempting to use more will cause binding of conduit and may affect reveals on receptacles.

Hardwire New York Code (page 94)

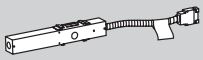

- Hardwire (New York Code) junction box (model A871400) is used when local electrical codes require hardwire entry.
- For use in panels 30"W to 60"W.
- When used in 30"W and 36"W panels, power can be routed only in one direction.
- When used in 42"W, 48"W, and 60"W panels, an electrical pass-thru cable or harness for that panel width can be used to route power back in the opposite direction.
- Unit must connect to a power or pass-thru harness positioned in the base pathway area of an adjacent panel.
- Customer to furnish all cabling and wiring from power entry to power source.
- Junction box can be positioned at any duplex receptacle location.

Hardwire Chicago Code (page 95)
- Wiring harnesses and snap connectors are not allowed in Chicago — base pathways must be comprised of all-metallic components.
- The base pathway, junction box (model 873600) clips directly into receptacle locations and can be used both single- and double-sided.
- In the beltline location, junction box (model 873550) can only be used single-sided.
- Base pathway model has a larger volume capacity for wiring to allow for dual-sided applications.
- Customer must furnish conduit, wiring, and designer-type receptacles for the base pathway and conduit, wiring, designer-type receptacles, and receptacle covers for the beltline.

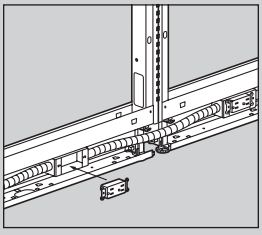

- Tiles at the beltline must be field ported.
- Power entry can be routed from the ceiling, via a Terrace power pole, or from the floor into a junction box (beltline model 873550; or base pathway model 873600).

Electrical Infeeds

- Power infeed cables deliver power from building to panel's electrical system.
- Infeed cables are housed in conduit to separate electrical system from communications and data lines.
- Select quantity of base or ceiling infeed cables depending on individual power requirements.

Base Infeed (page 94)

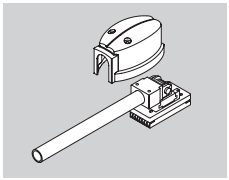

- Sealttight base pathway power infeed mounts into any receptacle position in the base pathway area.
- A heavy rubber sheathing shields conduit, allowing infeed to be exposed.
- A jumper is required to connect base pathway power to beltline.

Sealtight Electrical Infeed (page 94)

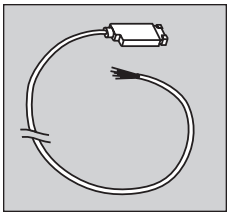

- Sealtight electrical infeed cable is used with footed panels.
- Should not be ordered prior to installation to have pre-wired as infeed must be routed from inside of panel out to be connected to power.
- Cannot be connected to power harness in panel frame that infeed is brought into unless additional pass-thru harness without power block is used to feed from below beltline to above beltline.

Ceiling Power Infeed (page 94)

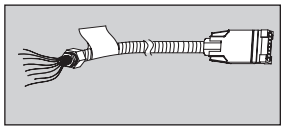

- Ceiling power infeed connects to a prewired electrical harness in the beltline or base pathway, traverses through an adjacent panel and terminates in the junction box at the top of the integrated power pole.
- Use models A870535 or A870565 with integrated power pole.
- Can also be used as infeed for footed panels.
- Most codes allow flex conduit to be exposed after installation. Verify code requirements before ordering for exposed application.

Integrated Power Pole (page 94)

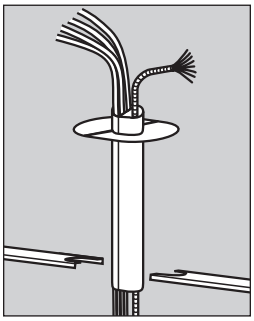

- Integrated power and communications poles provide capacity for routing power supply directly through the top of any structural or stacking frame using same width trim/connector kit in place of top cap.
- Avoid glass or translucent tiles in upper position of frames with integrated power poles.
- Power pole has a cavity on each side of a center septum.
- When using a ceiling power infeed, consider that the infeed must connect into an electrical harness located in an adjacent panel. (See pages 90-91 for cable capacity.)

Electrical & Data

GSA Reference Page

To Order:

1. Determine which electrical system you will use after consulting your electrician and computer support personnel:
   - The Four-circuit system (4-Hot/2-Neutral/2-Ground)
     - 3 + 1 option
     - 2 + 2 option
   - The three-circuit system (3-Hot/3-Neutral/2-Ground)
   - The eight-circuit system (back-to-back four-circuit systems)
2. Determine location, quantity, and circuit of duplexes.
3. Determine the appropriate choice and use of isolated, isolated/dedicated, and separate neutrals circuits.
4. Specify appropriate power harnesses* and pass-thru cables.*
5. Determine the location, quantity, and type of power infeed needed.

* Select power harness models (A8712XX), pass-thru cables (A8710XX), and pass-thru harness (A8711XX) with the last two digits corresponding with the panel width into which the component is to be positioned. The initial cable length can be stretched approximately 3" to transverse "T", "X", "L", and extended straight connectors.

Flexconnect™ Electrical System Options

The four-circuit, eight-wire electrical system is widely specified and trusted by hundreds of thousands of end-users. This proven system delivers four circuits for every power infeed in either a 3 + 1 or 2 + 2 configuration. The isolated/dedicated circuits are ideal for sensitive computing equipment, while the common circuits are suitable for faxes, copiers, task lights and other peripherals. Both the 3 + 1 and 2 + 2 systems use the same pre-wired components, making it easy to adjust as electrical needs change.

You can also choose a three-circuit, eight-wire system that has a dedicated neutral for every hot circuit. The three-circuit components have model numbers with an “A” suffix and appear in a gray box in this pricer.

All three systems utilize an eight-wire electrical system rated at 20 amps per circuit (15 amps Canadian). Concensys panels and electrical components are UL listed and CSA certified.

Reference the Office Equipment Typical Load Values matrix on page 92.

Four-circuit, 3 + 1 Receptacle Option

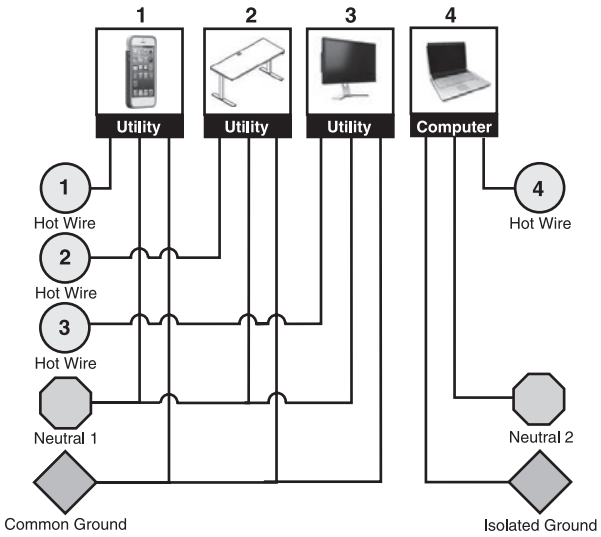

The 3 + 1 option is the electrical standard used on Allsteel systems for many years in most installations. This wiring option provides three utility circuits plus an isolated/dedicated circuit for more sensitive equipment. Circuit 2 (one of the 3 common circuits sharing a neutral wire) cannot be used with single-phase building electrical supply.

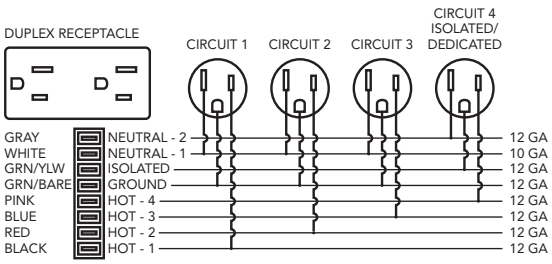

Four-circuit, 2 + 2 Receptacle Option

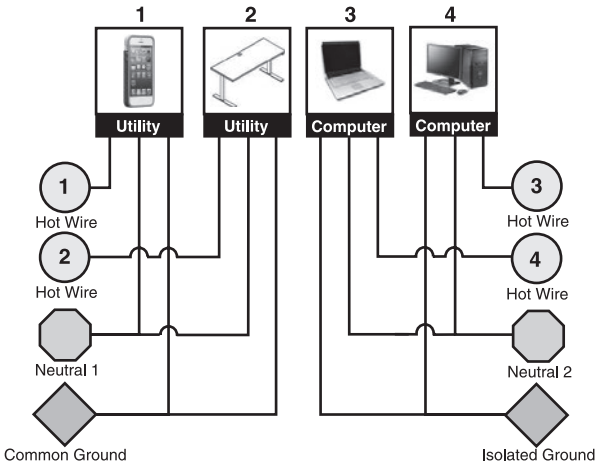

The 2 + 2 option is a wiring option that provides two utility circuits and two isolated circuits for more extensive computer usage applications.

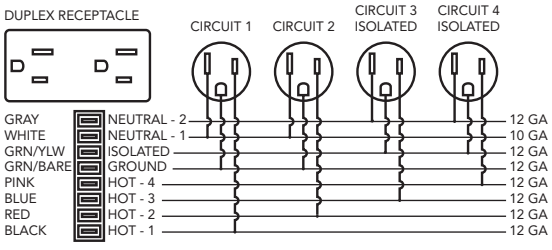

Three-circuit, separate neutrals

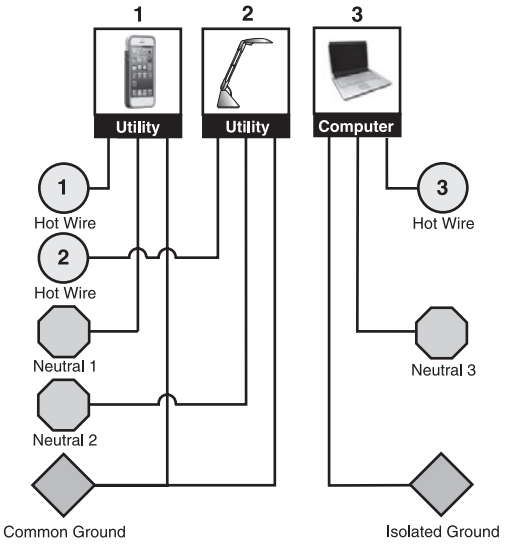

The three-circuit, separate neutrals configuration is a wiring option that provides separate neutrals for each of the three circuits. Two circuits share a common ground, and one circuit is isolated/ dedicated. The three-circuit components have model numbers with an "A" suffix.

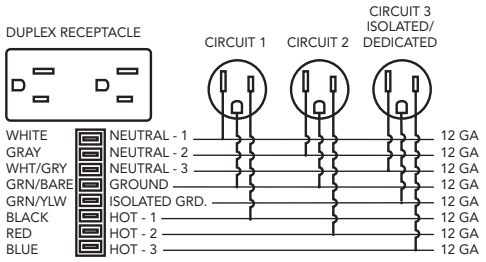

Terrace System Receptacle Usage

Two 8-wire, 20 amp (15 amp Canadian) electrical systems are offered

Electrical System	Circuitry	Receptacle Capacity			
Four-circuit 4-Hot/2-Neutral/2-Ground	**3 + 1**	Common Circuit-1 **A873501**	Common Circuit-2 (1) **A873502**	Common C ircuit-3 **A873503**	Iso/Dedicated Circuit-4 **A873504**
	2 + 2	Common Circuit-1 **A873501**	Common Cir- cuit-2 **A873502**	Isolated Circuit-3 **A873506**	Isolated Circuit-4 **A873504**
Three-circuit 3-Hot/3-Neutral/2-Ground	**w/separate neutrals**	Common Circuit-1 **A871501A**	Common Circuit-2 **A871502A**	Iso/Dedicated Circuit-3 **A871503A**	N/A

(1) Circuit 2 (one of the 3 common circuits sharing a neutral wire) cannot be used with a single-phase building electrical supply.

Notes:

- Four-circuit components and three-circuit components (with suffix "A") cannot be used together.
- Components of the two systems are keyed differently to prevent components of one system being connected to components of another system.
- Allsteel model numbers are printed on the UL labels, and components are color-coded to provide visual identification of the different components.
- Four-circuit components have black plastic parts.
- Three-circuit components have rust-colored terminal ends and receptacle backs are rust-colored.

Duplex Receptacle

15 amp receptacle

Power Harnesses, Pass-Thru Cables, and Jumpers

Electrical power harnesses are used to distribute power in Terrace panels. Harnesses can be mounted at base pathway or beltline. **Power blocks** on electrical power harness and pass-thru harness accept duplex receptacles.



Electrical Power Harness

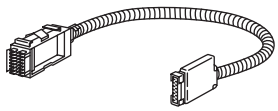

Electrical Pass-Thru Harness With Power Block

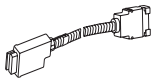

Electrical Pass-Thru Harness Without Power Block

Electrical Jumper Cables

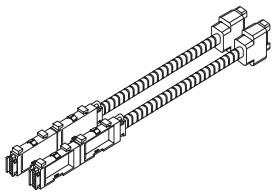

Dual Electrical Eight-circuit Power Harness Kit

All electrical power harnesses and pass-thru harnesses (except 20"W) will stretch 3½", allowing them to span "T", "X", and 120° intersections and "S" extended straight connections.

Note: "T" intersections require a minimum of one power harness and "X" intersections requires a minimum of two power harnesses.

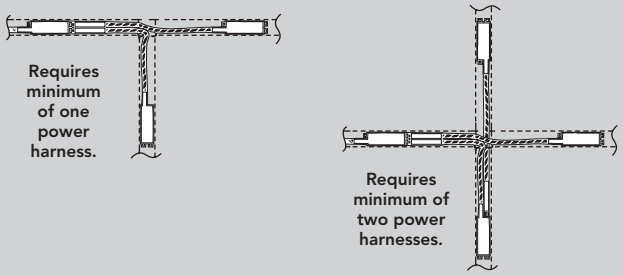

Electrical Power Harnesses (page 93)
- Specify harness length to match panel width. 24" power harness accepts one receptacle on each side of the harness, all other length power harnesses have power blocks to accept four duplex receptacles (two on each side of panel).
- Connectors at both ends of power harnesses allow power distribution in either direction.
- Harness power blocks snap directly onto brackets in base pathway; harnesses require optional mounting brackets at beltline or other vertical locations
- Use of a ceiling infeed or jumper requires one additional harness.

Electrical Pass-thru Harnesses With Power Block (page 93)
- Specify harness length to match panel width.
- Electrical pass-thru harnesses have capacity to handle one duplex receptacle on each side of the panel.
- A 60" pass-thru harness can be used to jump up to a single duplex receptacle per side at beltine and connecting to a power harness at base pathway.
- Electrical power harnesses and pass-thru cables cannot be routed at 90° at beltline once frames are connected to connector blocks.
- Specify harness length to match panel width.

Electrical Pass-thru Harnesses Without Power Block (page 93)
- Specify harness length to match panel width.
- Electrical pass-thru cables distribute power through any panel where receptacles are not required. Cable length cannot be stretched.

Electrical Jumper Cables (page 93)
- Electrical jumper cables connect power from base pathway or beltline to a harness located on any horizontal member as needed.
- Jumper cable plugs into power block end of electrical power harness or electrical pass-thru harness.
- Model A871366 is 66" to jumper up to 30 inches vertically – base pathway to beltline, beltline to base pathway, or up to 30" above or below beltline when connected to beltline electrical.
- Model A8713108 is 108" to jumper up to 65" vertically – from baserail up to the highest 15" opening on an 80"H frame.
- Jumper can also be used from beltline to adjacent beltline at 90° juncture via baseline.

Dual Electrical Eight-circuit Power Harness Kits (page 93)
- Kit provides back-to-back four-circuit systems giving double the capacity of harness and pass-thru cables. Cannot be used at beltline with Terrace. Restricted to base pathway only.
- Requires two four-circuit infeeds. Uses four-circuit receptacles.
- Models must be positioned "back-to-back" in the panel — single-side use is not permitted.
- Components can only be routed in a single run — a single run cannot branch to multiple panel runs at "T" and "X" junctions.
- Four-circuit jumper cables (A8713xx) can only be connected to a power block at one end of a run — power cannot be routed between a run in the base pathway and beltline area, except at one end of the run.
- Standard four-circuit pass-thru cables (A8710xx) can be used in between power harnesses. Two are required in the back-to back configurations.
- Models can be connected to standard four-circuit power harnesses and pass-thrus, although it is not recommended because of possible circuit number ambiguity.
- Two power infeeds are required to connect the back-to-back runs. Power A8719xx must be connector to a power block at the end of a run.
- Data faceplates and terminals cannot be positioned in a panel into which back-to-back power harnesses are installed.
- Power infeeds A8719xx must be routed from a panel wherein no power harness is positioned, into an adjacent panel where a power harness is positioned and connected to the end of a power block.

Power Blocks

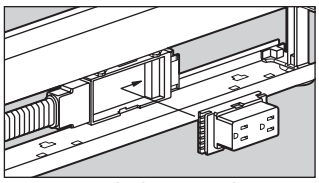

Power Block Base Pathway Mounting

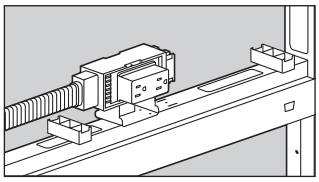

Power Block at Beltline

Terrace offers multiple options for mounting electrical:

Base Pathway Mounting

- Power blocks snap directly onto brackets in base pathway area and accept receptacles (sold separately) on each side of harness.

Electrical Mounting Brackets (page 95)

- Package of 12. One bracket required at beltline for each pass-thru harness and 24"W power harness. Two brackets required at beltline for 30"-60"W power harnesses.
- For ported receptacles at beltline or below worksurface, mount power blocks onto electrical mounting brackets which screw into Terrace panel frame.
- Model 8989EB for use with data/electrical port tiles at beltline or directly below standard worksurface height on 42½"H-65"H panels.
- Model 8989BW for use with data/electrical port tiles directly below standard worksurface height on 35"H panels only.
- Data/electrical port tiles must be used where exposed receptacles will be located. No standard port tiles are currently available for below worksurface, either field port using kit model UTP or contact tailored products.
- To connect power between the base pathway and the beltline area, four-circuit jumper cables (A8713xx) must be connected to a power block at one end of a run, routed into an adjacent panel that contains no power harness, then routed back into the panel that contains a power harness (or pass-thru cable), and connected to a power harness in the other pathway.



Horizontal Electrical Mount Support

Horizontal Electrical Mount Support (page 96)

- Use horizontal electrical mount support bar and electrical mounting brackets (sold separately) when mounting power blocks at a location other than beltline or base pathway.
- Specify support bar width to match panel width.
- Tiles must be field ported when electrical is mounted in a location other than just above the worksurface at beltline.
- 22½"H ported tiles can be used to mount power below the worksurface with the electrical mount support bar being field located in the panel to align with the tile's ports.
- Can be used with acoustical tiles on one or both sides of the panel frame.
- One electrical mounting bracket required for each pass-thru harness and 24"W power harness. Two electrical mounting brackets required for 30"– 60"W power harnesses.
- Gray only. Includes attaching hardware.

Receptacles

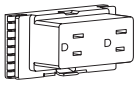

Duplex Receptacle

Receptacle Color Recommended to Coordinate with Paint Color

Paint Color	Receptacle Color
Designer White PJW	use Designer White DW
Bungalow	use Muslin EU
Champagne Metallic	use Muslin EU
Cinder	use Brownstone EY
Fossil	use Flint E9
Gunmetal Metallic	use Brownstone EY
Parchment	use Muslin EU
Pebble	use Loft EV
Pewter	use Flint E9
Platinum Metallic	use Silver ES
Salt	use Silver ES
Titanium	use Silver ES

Duplex Receptacles (page 94)

- Duplex receptacles snap into power blocks of power harnesses or pass-through harnesses.
- Duplexes are available in multiple colors. See page 36 for finishes.
- Each receptacle is labeled to indicate which circuit it will be connected to: 1, 2, 3, or 4.
- Duplexes are model specific to support either 3+1 and 2+2 electrical infeed; or have an "A" suffix and are design to support a three-circuit separate neutral electrical infeed.

Cable and Wire Management

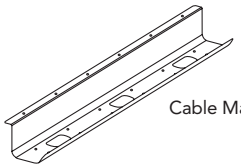

Cable Management Tray

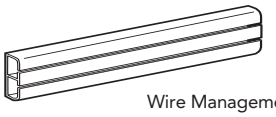

Wire Management Channel

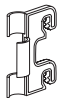

Cord Retainer Clip

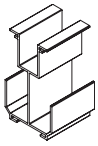

Data Management Organizer

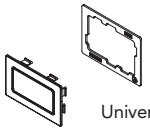

Universal Tile Port Kit

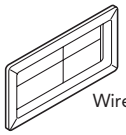

Wireway Grommet

Cable Management Tray (page 95)
- Attaches under the worksurface to contain cables.
- Metal tray shelf is 4" deep. Can hold electrical power strip and/or surge protector.
- 24" and 36" lengths, use multiple units for larger worksurfaces.
- Attachment hardware included, paint option is black only.
- Zip tie attachment points located in base of tray. Zip ties not included.

Wire Management Channel (page 95)
- Self adhesive backing to attach to panels and underside of worksurfaces.
- Flexible strips allow cabling to enter/exit and can be contained inside the 2-cavity profile.
- Each cavity provides space for a maximum of six .22" dia. cables. Total capacity = 1 sq. in.

Cord Retainer Clip (page 95)
- Provides confinement of vertical electrical/data wiring.
- 1½"H cord clips snap into vertical panel slots to contain cords.
- 4 clips are provided standard with each task light cord.
- Package of 50. Available in Black only.

Data Management Organizers (page 95)
- Cable organizers are made of rigid polymer, and hang from the horizontal cross members or in the base raceway. Can be stacked infinitely.
- Cables can be placed into the extensions of the organizers to keep cables aligned as they pass through the panel frame.
- Commercially available tie-wraps can also be used to strap cables to the organizer extensions.
- Organizers are ordered separately in packs of 20.

Universal Tile Port Kit (page 95)
- Allows field installation of additional data accessories.
- Grommet opening dimension — 1.375"H x 2.700"W.

Wireway Grommet (page 95)
- Fits into any receptacle opening.
- Used when routing wires through receptacle opening.

Electrical & Data

Lighting

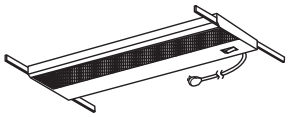

Task Lights

Task Lights (page 394)
- Task lights can be recessed under storage cabinets or storage shelves, panel-hung, or freestanding.
- Three styles of recessed task lights in four sizes are available to correspond to cabinet or shelf width.
- All styles have 9' power cords in black, connected in the right rear corner.
- All models feature electronic ballast for longer bulb life and cooler operating temperature.
- Task lights with a fused plug to meet Chicago electrical code are also available.
  Recommendation: Provide a separate circuit for task lights for proper long-term operation without RF interference to computers that may be in use.

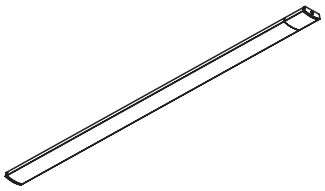

Undercabinet LED Light

Undercabinet LED Light (page 394)
- Undercabinet LED light can be mounted beneath overhead cabinets with wood screws or magnets.

Data

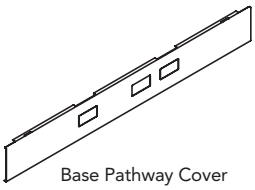

Base Pathway Cover

Terrace Base Pathway Covers (page 96)
- Features an additional knockout (offset) for improved utilization of power and data. Knockouts are 2.700"W x 1.377"H.
- Due to panel depth, back-to-back data modules should not be used at beltline or in the base on Terrace.

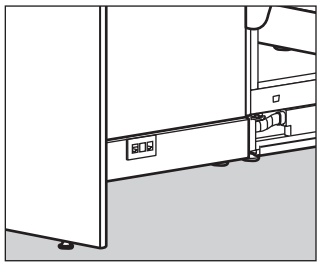

Voice/Data Receptacle

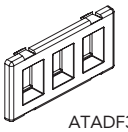

ATADF3

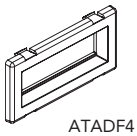

ATADF4

Data Faceplates (page 96)
- Fit into receptacle and data port openings in base raceway covers or into data port (UTP).
- Due to panel depth, data modules should not be used back-to-back at beltline or in the base on Terrace.

Cord Organizer (page 96)
- Attaches to bottom of worksurface.
- 4"W x ⅞"D, made from sheet metal.
- Top sits flush with worksurface if mounted to worksurface.
- 4 cable cut outs: 2 – .250" diameter and 2 – 0.147" diameter; .250" diameter cut outs are centered between the .147" diameter cut outs.

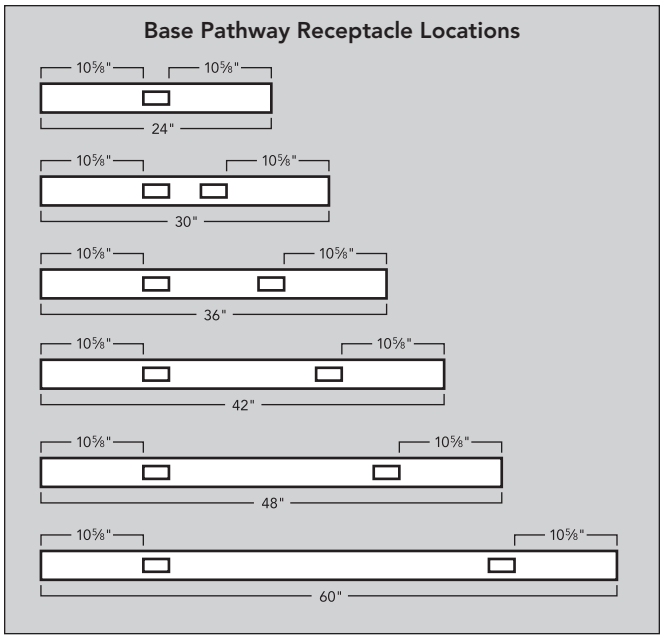

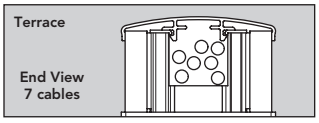

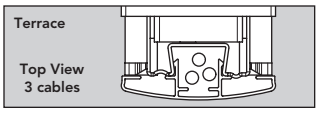

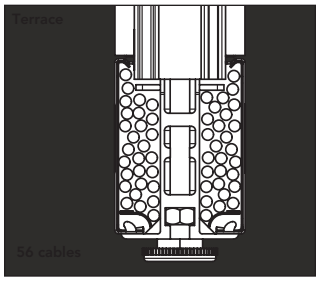

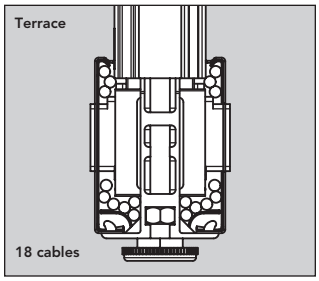

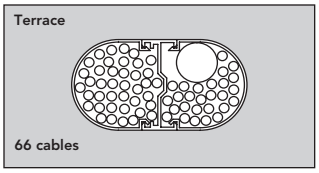

Circuit Usage

Strategy 1
Circuits to Equipment
Assign specific uses for each of the circuits:

- For example, in a four-circuit system:
  Circuit 1 — Calculators, fans, etc.
  Circuit 2 — Task lights (could be wired to wall switch)
  Circuit 3 — CRT or flat screen monitors
  Circuit 4 — CPUs

Strategy 2
Circuits to Workstations
Assign specific workstations to each of the three available circuits. Use circuit 4 for power-sensitive electronic equipment.

Placement of pedestals and lateral files may render some duplex locations inaccessible. Pedestal placement may also affect compatibility with pull-up receptacles.

Lay-in Cable Capacity

- The top and base pathway allow continuous voice and data lines to run through and between panels without interruption.
- Lay-in is provided for environments where systems furniture or cabling are subject to frequent change.
- Terrace top pathway accepts up to 7 voice/data cables (.25" dia).
- Terrace variable height junctions accept up to 3 voice/data cables (.25" dia.).
- Terrace base pathway accepts up to 56 voice/data cables (.25" dia.) (6.03 sq. in.) at 60% fill.
- When electrical system shares base pathway, the cable capacity in Terrace is reduced to 18 cables (2.25 sq. in.). Cable quantities listed are at 60% fill ratio.
- Cable capacity of the Terrace power pole, in addition to electrical infeed is 2.79 sq. in. on one side and 2.91 sq. in. on the other for a total capacity of 66 cables of .25" diameter.

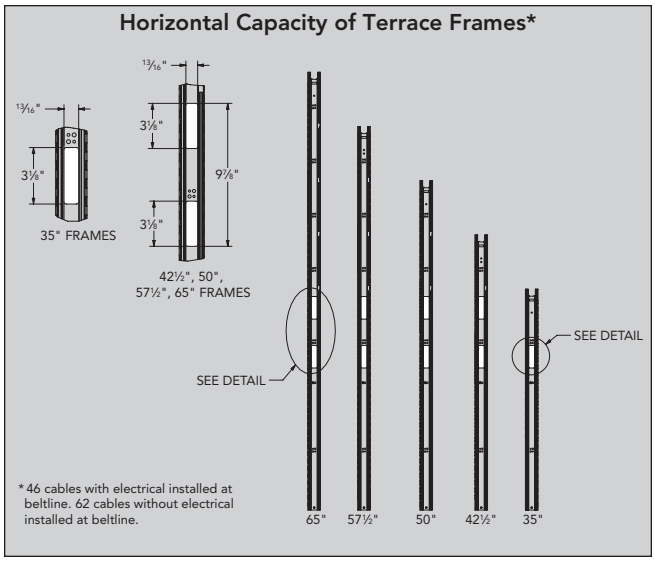



Underside of Base Pathway
Juncture Between Frames

Terrace String-in Capacity

- **Openings in frame sides** permit data and communication cables to be run between frames in Terrace.
- Using tackable acoustical tiles, the beltline pathway accommodates up to 62 cables (.25" dia) or 46 cables with electrical components installed.

DO NOT run electrical equipment or extension cords through cable openings in frame sides. Use beltline or base-mounted electrical system for all electrical supply.

- **Cables can enter/exit panel** through underside of base pathway at juncture between frames.
- Openings are sized as follows (in sq. in.):

Terrace System	Sq. In.
Straight connection	6.0
"S" Extended Straight Connection	10.0
"L" 90° Connection	8.9
"T" Connection	15.9
"X" Connection	17.9
"A" Connection	—
"Y" Connection	—

- When leveling glides are fully retracted, panel-to-floor clearance is 7⁄16". This may affect the volume of cabling that can be fed into the frame from the bottom of the pathway.

Vertical Capacity

Vertical Capacity Through Panel Frames

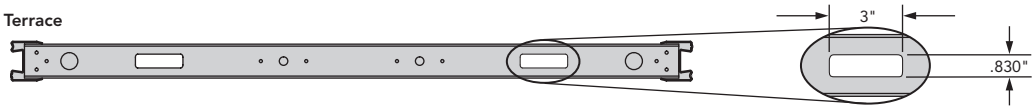

	Panel Width	Qty. of .25" Cables at 45% Fill Ratio	Qty. of .25" Cables at 60% Fill Ratio	Total Space (sq. in.)
Terrace	24" – 60"W	45	60	5.26

- A 60% fill ratio is achievable; however, when electrical components are installed in the beltline area, cabling capacity through the beltline area will be limited to approximately 45% fill ratio.

Office Equipment Typical Load Values

Item	*Amps
Desktop/2 Monitors	4
Laptop Computer	1
Laptop/2 Monitors/Docking Station	3
Paper Shredder	1.22
Radio	0.05
Scanner	3
Space Heater (1500 watts)	12
Task Light (equiv. 60-watt bulb) Fluorescent LED	 0.12 0.08
USB Charger	0.17
LCD Television (42")	1
LCD Monitor (21")	0.5
Bluetooth Speaker	0.1
Desktop Printer Inkjet Laser	 0.15 4 to 10
Multimedia Projector	1.7
Sit-to-Stand Height-Adjustable Desk	Idle 0.01 / Max 4
Office Kitchen	
Coffee Maker	10
Microwave	10
Toaster	12.5
Compact Refrigerator	1.5

*Chart is recommended for planning purposes. Check device specifications for exact amperage. Consult with your electrician regarding the applicable configurations.

Examples of Component Usage based on the *Office Equipment Typical Load Values* Chart

Power Option 3+1
Dedicated Circuit 4: 4 desktop computers with 2 monitors each; or 10 laptop computers
Utility Circuits 1, 2, 3: Height-adjustable tables and ancillary items

Power Option 2+2
Dedicated Circuit 3: 4 desktop computers with 2 monitors each; or 10 laptop computers
Dedicated Circuit 4: 4 desktop computers with 2 monitors each; or 10 laptop computers
Utility Circuits 1, 2: Height-adjustable tables and ancillary items

Power Option 3 (Circuit-separate neutrals)
Dedicated Circuit 3: 4 desktop computers with 2 monitors each; or 10 laptop computers
Utility Circuits 1, 2: Height-adjustable tables and ancillary items

Electrical & Data

For specification information see pages 82-92.

GSA SIN 33721

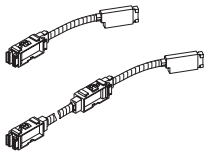

Description	Max. Recept. Cap. per Panel Side	Four-circuit 3 + 1 2 + 2	Three-circuit Separate Neutrals	List Price
Electrical Power Harnesses				
For 24"W Frames	1	**A871224**	**A871224A** S	$ 379
For 30"W Frames	2	**A871230**	**A871230A** S	$ 379
For 36"W Frames	2	**A871236***	**A871236A** S	$ 379
For 42"W Frames	2	**A871242***	**A871242A** S	$ 403
For 48"W Frames	2	**A871248***	**A871248A** S	$ 403
For 60"W Frames	2	**A871260***	**A871260A** S	$ 403
Electrical Pass-Thru Harnesses with Power Block				
For 24"W Frames	1	**A871124**	**A871124A** S	$ 232
For 30"W Frames	1	**A871130**	**A871130A** S	$ 232
For 36"W Frames	1	**A871136***	**A871136A** S	$ 232
For 42"W Frames	1	**A871142***	**A871142A** S	$ 247
For 48"W Frames	1	**A871148***	**A871148A** S	$ 247
For 60"W Frames	1	**A871160***	**A871160A** S	$ 247
For 72"W Frame Runs	1	**A871172**	**A871172A** S	$ 331

*Electrical harnesses are intended for use with Allsteel systems furniture and are approved under GSA SIN 33721. When purchased separately and used without Allsteel systems furniture, those electrical harnesses marked by (*) are considered Open Market.

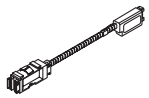

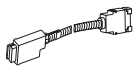

Description	Max. Recept. Cap. per Panel Side	Four-circuit 3 + 1 2 + 2	Three-circuit Separate Neutrals	List Price
Electrical Pass-Thru Cable without Power Block				
For 24"W Frames	0	**A871024**	**A871024A** S	$ 212
For 30"W Frames	0	**A871030**	**A871030A** S	$ 212
For 36"W Frames	0	**A871036**	**A871036A** S	$ 212
For 42"W Frames	0	**A871042**	**A871042A** S	$ 222
For 48"W Frames	0	**A871048**	**A871048A** S	$ 222
For 60"W Frames	0	**A871060**	**A871060A** S	$ 222

Description	Four-circuit 3 + 1 2 + 2	Three-circuit Separate Neutrals	List Price
Electrical Jumper Cables – Harness to Harness			
Up to 30" vertical jump (66")	**A871366**	**A871366A** S	$ 262
Up to 65" vertical jump (108")	**A8713108**	**A8713108A** S	$ 490

Note: Four-circuit components and Three-circuit components (with an "A" suffix) cannot be connected together.

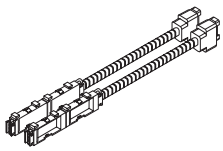

Description	Max. Recept. Cap. per Panel Side	Eight-circuit 3 + 1 (each side) 2 + 2 (each side)	List Price
Dual Electrical Eight-circuit Power Harness Kit			
For 24"W Panels	1	**A2-8CIR24** S	$ 911
For 30"W Panels	2	**A2-8CIR30** S	$ 911
For 36"W Panels	2	**A2-8CIR36** S	$ 1318
For 42"W Panels	2	**A2-8CIR42** S	$ 1318
For 48"W Panels	2	**A2-8CIR48** S	$ 1318
For 60"W Panels	2	**A2-8CIR60** S	$ 1329

Note: Kit consists of two four-circuit harnesses placed "back-to-back" to provide 8 circuits.

How to specify —

Select the Model Number from above.

1st Option:

Color:

P Black

P

Examples: **A871224.P** **A871224A.P** **A871124.P** **A8710144A.P** **A2-8CIR36.P**

S *Shippable by small-package carrier.*

Electrical & Data

For specification information see pages 82-92.

GSA SIN 33721

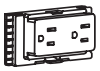

Duplex Receptacle

Description	Four-circuit 3 + 1 2 + 2	Three-circuit Separate Neutrals	List Price
Duplex Receptacles for Beltline or Base Pathway — Terrace (specify color)			
Circuit 1	**A873501**	**A871501A** S	$ 69
Circuit 2	**A873502**	**A871502A** S	$ 69
Circuit 3 (3+1)	**A873503**	**A871503A** S	$ 69
Circuit 3 (2+2)	**A873506**	**N/A** S	$ 69
Circuit 4 — iso/dedicated	**A873504**	**N/A** S	$ 69
Circuit 1, 20 AMP	**A871601**	**A871601A** S	$ 69

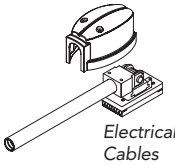

Electrical Infeed Cables

Electrical Infeed Cables			
6' Sealtight Cable for Terrace Receptacle	**A876072**	**A876072A** S	$ 426
6' Flex Cable	**A871972**	**A871972A** S	$ 321

Ceiling Electrical Infeed

Ceiling Electrical Infeed Cables			
12' Flex Cable	**A871912**	**A871912A** S	$ 435
18' Flex Cable	**A871918**	**A871918A** S	$ 548

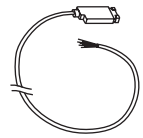

Electrical Infeed Cable

Electrical Infeed Cables (for use with footed panels)			
12' Sealtight Cable Power Infeed	**A877012**	**N/A** S	$ 531

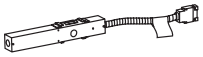

Hardwire Power Infeed

Hardwire Power Infeed (New York Code)			
For 30"–60"W panels	**A871400**	**A871400A** S	$ 418

Note: **Four-circuit components and Three-circuit components (with an "A" suffix) cannot be connected together.**

Description/ Examples	Flat Top Trim Model	Radius Top Trim Model	Flat Top Trim P1 Paint List Price	Flat Top Trim P2 Paint List Price	Flat Top Trim P3 Paint List Price	Radius Top Trim P1 Paint List Price	Radius Top Trim P2 Paint List Price	Radius Top Trim P3 Paint List Price
Integrated Power Poles (Order flat or radius trim kit below) — for Terrace (core paint only)								
For 35"H-57½"H Panels – 78"H	**870535** S	**870535** S	$ 666	N/A	N/A	$ 666	N/A	N/A
For 65"H-95"H Panels – 52"H	**870565** S	**870565** S	$ 464	N/A	N/A	$ 464	N/A	N/A



*6" from end to center.

Integrated Power Pole Trim Kits for Terrace Painted Trim (order pole above)								
24"W Panel Trim	**870224NF** S	**870224N** S	$ 261	$ 289	$ 314	$ 232	$ 232	N/A
30"W Panel Trim	**870230NF** S	**870230N** S	$ 273	$ 301	$ 326	$ 244	$ 244	N/A
36"W Panel Trim	**870236NFK** S	**870236N** S	$ 302	$ 330	$ 355	$ 263	$ 263	N/A
42"W Panel Trim	**870242NFK** S	**870242N** S	$ 307	$ 335	$ 360	$ 270	$ 270	N/A
48"W Panel Trim	**870248NFK** S	**870248N** S	$ 321	$ 349	$ 374	$ 280	$ 280	N/A
60"W Panel Trim	**870260NFK** S	**870260N** S	$ 337	$ 365	$ 390	$ 295	$ 295	N/A

"K" suffix was added to select flat trim model numbers effective 10/7/2016.

How to specify —	*1st Option:*	*1st Option:*	*1st Option:*
Select the Model Number from above.	**Electrical Receptacle Color** *(if applicable)*: See page 36 for finishes.	**Color** *(if applicable)*: **P** Black	**Paint** *(if applicable)*: P1 P2 P3 See page 36 for finishes.
_____ . **E**			**P**

Examples: **A876072.P A871912.P A873501.E4 870224N.PR2 870224NF.PR2**

S *Shippable by small-package carrier.*

Electrical & Data

For specification information see pages 82-92.

GSA SIN 33721

Description	Model	List Price
Electrical Mounting Brackets (for use with Data/Electrical Port Tiles) (no color specified)		
Pack of 12 — for use at beltline and below standard worksurface height on 42½"H to 65"H panels	8989EB S	$ 107
Pack of 12 — for use below standard worksurface height on 35"H panels only	8989BW S	$ 107
1 bracket required at beltline for each pass-thru harness and 24"W power harness and 2 for 30-60"W power harness.		

Hardwire (Chicago Code) (Black only)		
Terrace Base Pathway Junction Box (Pack of 6)	873600 S	$ 1111
Beltline Junction Box (Pack of 6)	873550 S	$ 1046

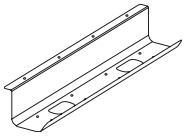

Cable Management Tray		
24" Tray	AJTRGH24 S	$ 123
36" Tray	AJTRGH36 S	$ 147

Note: Black only.

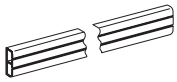

Wire Management Channel (Black only)		
92" Long	AEV920 S	$ 227

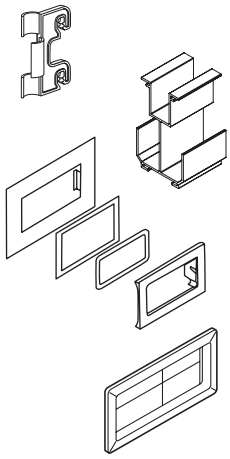

Cord Retainer Clip (Black only)		
Package of 50	AAPACM2 S	$ 54
Data Management Organizer (Black only)		
Package of 20	A877010 S	$ 145
Data Port Kit (specify electrical color)		
Data/Electrical Port Kit	UTP S	$ 40
Wireway Grommet (Black only)		
Pack of 6	TAWG S	$ 181

How to specify —	*1st Option:*	*1st Option:*
Select the Model Number from above.	**Paint Color** *(if applicable)*: P1 See page 36 for finishes.	**Electrical Port Kit and Wireway Grommet Color:**
	P	E

Examples: **A870300** **8989EB** **8989BW** **873550.P** **UTP.E4** **AJTRGH24.P27** **TAWG.E4**

S *Shippable by small-package carrier.*

Electrical & Data

Terrace® — Electrical and Data Components

For specification information see pages 82-92.

GSA SIN 33721



Description	Model		P1 Paint List Price	P2 Paint List Price	P3 Paint List Price
Terrace Horizontal Electrical Mount Support					
24"W	**TN24MS**	S	$ 121	N/A	N/A
30"W	**TN30MS**	S	$ 131	N/A	N/A
36"W	**TN36MS**	S	$ 140	N/A	N/A
42"W	**TN42MS**	S	$ 159	N/A	N/A
48"W	**TN48MS**	S	$ 171	N/A	N/A
60"W	**TN60MS**	S	$ 191	N/A	N/A

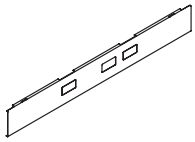

Base Pathway Covers — Knockouts					
36"W	**TBPLATE3-36**	S	$ 98	$ 115	$ 128
42"W	**TBPLATE3-42**	S	$ 100	$ 117	$ 130
48"W	**TBPLATE3-48**	S	$ 106	$ 123	$ 136
60"W	**TBPLATE3-60**	S	$ 123	$ 140	$ 153

ATADF3

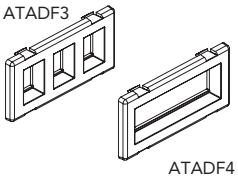

ATADF4

Data Faceplates					
Three-Port Flex-Mode Faceplate, Black (E4)	**ATADF3**	S	$ 40	N/A	N/A
Four-Port Flex-Mode Faceplate, Black (E4)	**ATADF4**	S	$ 40	N/A	N/A

Notes: ATADF3 can install up to 3 jacks (CAT 3, 5E, or 6). ATADF4 can install 4 jacks (CAT 3, 5E, or 6).
ATADF models are compatible with ports in Terrace tiles.
Allsteel's data faceplates are designed for use with the jacks listed below. We do not guarantee compatibility with other manufacturers' product.

ATADJ5

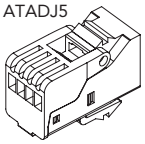

Jacks					
RJ45 CAT 5E Jack — Black only Toolless	**ATADJ5**	S	$ 71	N/A	N/A
RJ45 CAT 6 Jack — Black only Requires Tool	**ATADJ6**	S	$ 95	N/A	N/A

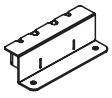

Description	Model		List Price P1 Paint	P2 Paint	P3 Paint
Cord Organizer					
4"W x ⅞"D Metal with 4 cable cutouts	**U9WTC**	S	$ 190	$ 198	$ 205

TERRACE

How to specify —	*1st Option:*	*1st Option:*
Select the Model Number from above.	**Paint (Base Pathway Cover and Cord Organizer):** P1 P2 P3 See page 36 for finishes.	**Data Faceplate Color:** **E4** Black

. P E 4

Examples: **TN24MS** **TBPLATE3-36.P27** **ATADF4.E4**

S *Shippable by small-package carrier.*

Worksurfaces

Terrace® — Overview of Flat Edge and Veneer Worksurfaces

Laminate with Flat Edge or Veneer Worksurfaces

GSA Reference Page

Edge Detail

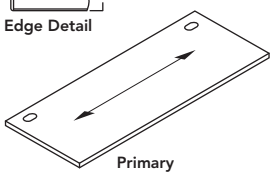

Primary

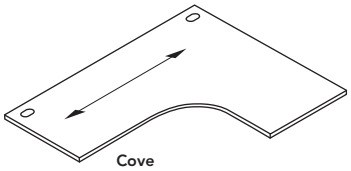

Cove

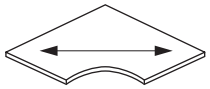

Corner

Peninsula

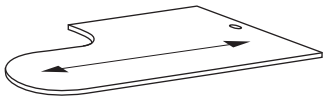

Jetty

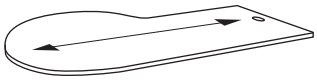

P-Shaped

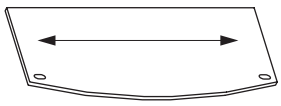

Bow-Front

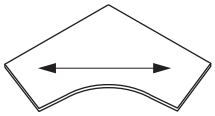

120° Corner Worksurface

60°Pie*

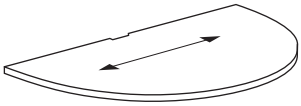

D-Shaped

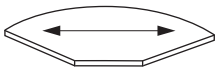

Quarter Round

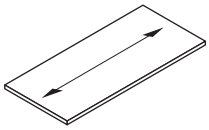

Straight Countertop

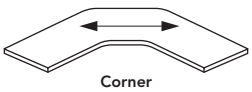

Corner Countertop

Arrows indicate grain direction for woodgrain laminates.
Grain direction on symmetrical corner worksurfaces runs at a diagonal.

*Laminate only

Note: Add suffix "N" to model number for no grommets, no upcharge.

Worksurfaces

Terrace® — Working with Worksurfaces and Supports

GSA Reference Page

Worksurfaces are 1⅛" thick with particleboard core and with top surfaces finished in laminate. Bottom surfaces are covered with a backer sheet. Worksurfaces are available in laminate and Stratawood veneer. Veneer worksurfaces are by Gunlocke.

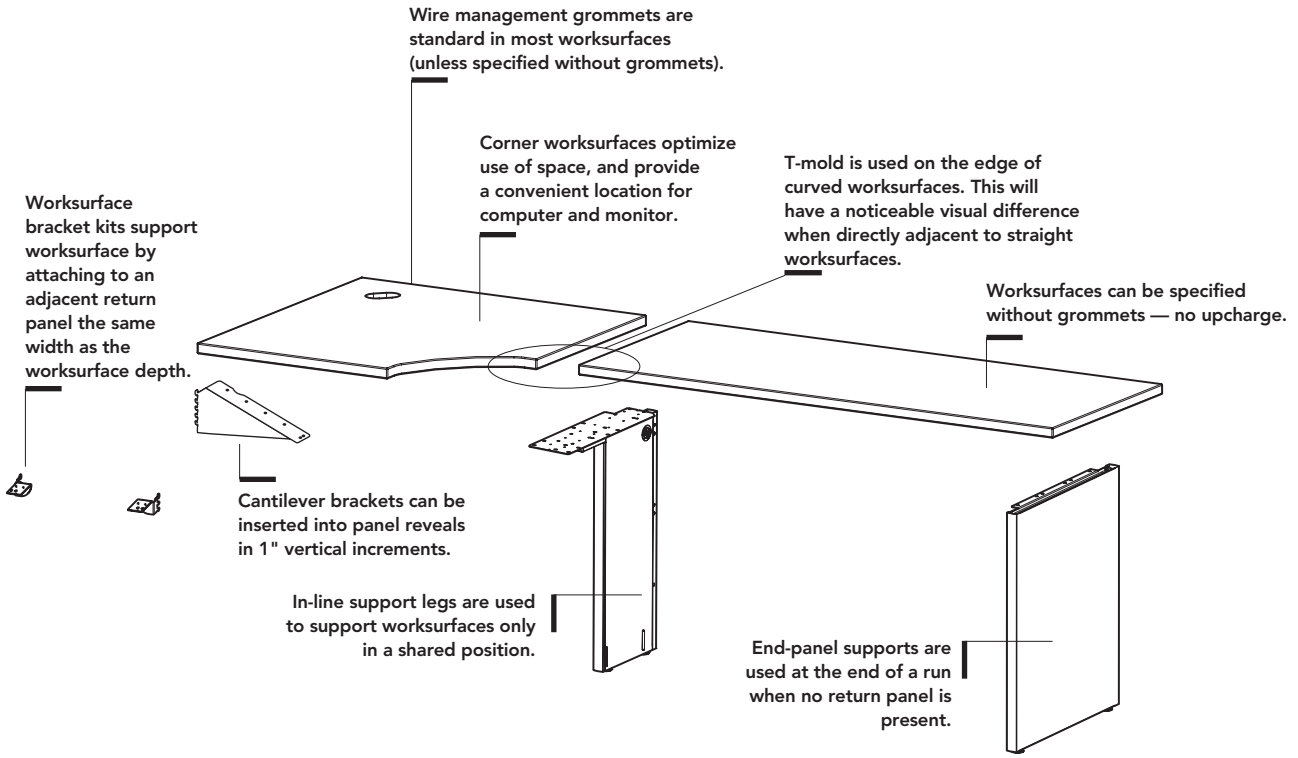

Worksurfaces

- Laminate worksurfaces are 1⅛" thick with particle board core and with top surfaces finished in high-pressure laminate. Bottom surfaces are covered with a backer sheet.
- **Flat edge trim** is available on laminate tops in twenty standard colors (customer specified) to match solid or woodgrain laminates and to complement patterned laminates.
- Veneer worksurfaces have square veneer edge.

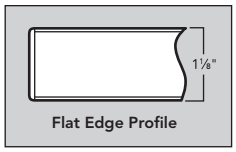

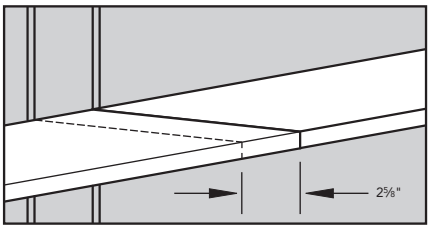

- **Optional wider width primary worksurfaces** are available for use with Terrace panel runs having a "T" or "S" connection — upcharge applies.

Wire management grommets are standard in most worksurfaces (unless specified with no grommets) and are specified in plastic or metal.

- **Metal grommets** are available in oval or square (shown below).

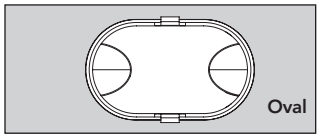

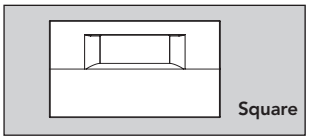

- Rectangular worksurfaces over 42"W have two grommets. Corner cove worksurfaces will have two grommets. Peninsula and corner worksurfaces have one. D-Shaped worksurfaces and countertops do not have grommets.
- Grommets on standard systems worksurfaces are located 6⁵⁄₁₆" from side edges and 3⁵⁄₁₆" from back edge.
- Add Suffix "N" to a model number for no grommets — no upcharge.

Supports

Worksurfaces can be configured at 29½"H with end-panel supports and in-line support panels, or at various heights on 1" increments using specific product configurations.

Worksurface support options include:

- Support column*
- Flat brackets
- External support channel
- Worksurface bracket kits
- Height adjustable mechanisms
- Cantilever brackets
- In-line support legs*
- End-panel supports*
- Support storage units*
- Pedestal-to-panel attachment kit*
- Desk-to-panel attachment kit*
- Corner desk leg*
- Bridge and return kits
- Modesty panels
- Gussets

*Units provide floor support.

Support Guidelines — See Drawings on page 99

- Panel-mounted worksurface runs 72" or greater are required to have floor support.
- When using overheads in panel mounted worksurface run applications 72" and greater, floor support* is required. (See list at left.)
- When using overheads at the end of a panel run, floor supports* are required.
- Worksurface bracket kit should be used to tie panels to worksurface for added stability.
- A return panel at the end of a panel run can be substituted with one of these floor supports: storage, open or closed end support panel, O-leg.

continued on next page

Worksurfaces

Terrace® — Working with Worksurfaces and Supports

GSA Reference Page

continued from previous page

- Cantilever brackets cannot be used at the end of a worksurface panel run in place of a return panel or floor support.
- Unsupported worksurfaces 60"W or greater require an external worksurface support channel. When a center support cantilever cannot be used, an external worksurface support channel is recommended for spans greater than 48"W. See pages 103 and 113.
- Support channel may interfere with mounting of some CPU holders and keyboard supports.
- Cantilevers are recommended in place of an external worksurface support channel where feasible.
- Cadence Desking configurations utilize modesty panels and gussets in place of external support channels for worksurfaces up to 72"W. See pages 104-112.

Panel-mounted worksurface runs 72" or greater are required to have floor support.

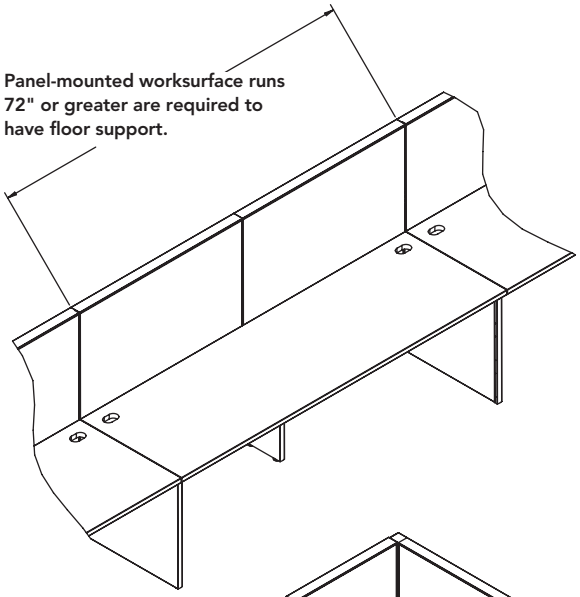

Panel-mounted worksurface runs 72" or greater are required to have floor support.

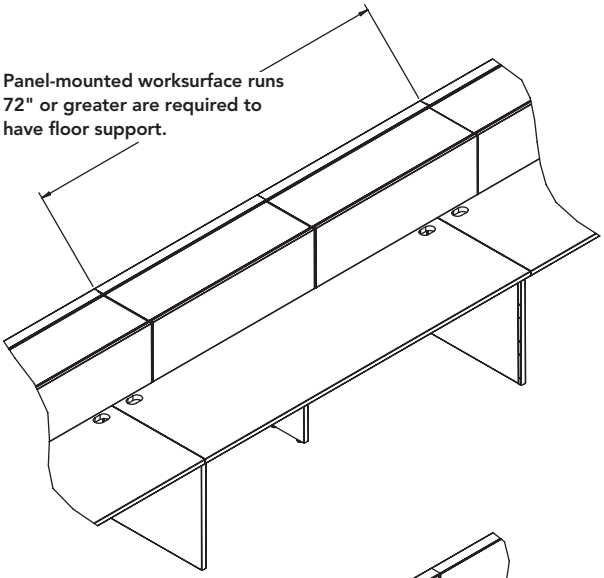

Worksurface bracket kit should be used to tie panels to worksurface for added stability

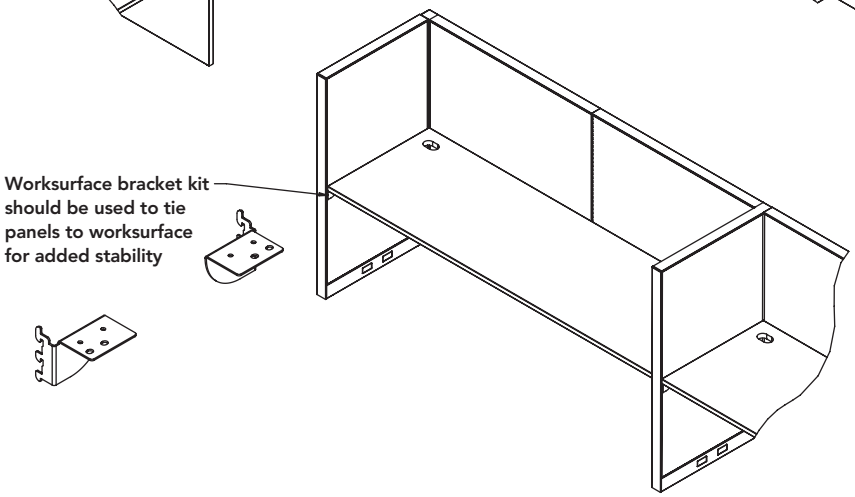

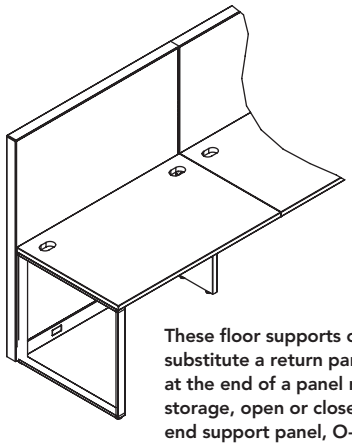

These floor supports can substitute a return panel at the end of a panel run: storage, open or closed end support panel, O-legs.

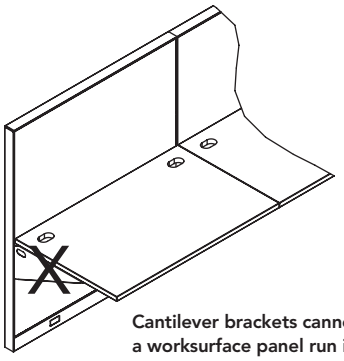

Cantilever brackets cannot be used at the end of a worksurface panel run in place of a return or floor support.

Cantilevers are recommended in place of an external worksurface support channel where feasible.

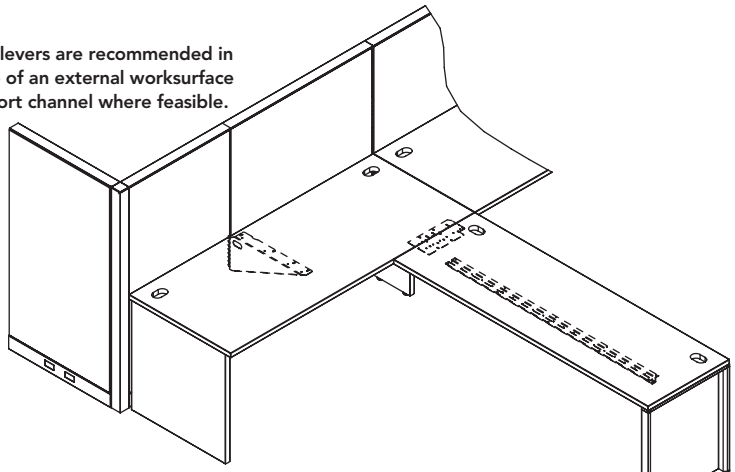

Unsupported worksurfaces 60"W or greater require an external worksurface support channel. When a center support cantilever cannot be used, an external worksurface support channel is recommended for spans greater than 48"W.

Worksurfaces - Laminate (L) w/Flat Edge and Veneer (V) w/Square Edge

Primary Worksurfaces (L page 113)
- Primary worksurfaces are available in 24" and 30" depths.
- Nominal worksurface width is equal to nominal panel width.
- Wire management grommets standard, one for widths up to 42", two on widths 48"W and greater.
- Worksurfaces greater than 60"W require a cantilever bracket for center support in panel mounted applications. Specify 18" cantilever on 18"D, and 24" cantilever on 24"D and 30"D worksurfaces.
- Primary worksurfaces can be used with a modesty panel and appropriate supports to configure freestanding desk(s). Refer to Working With Cadence, pages 104-112.

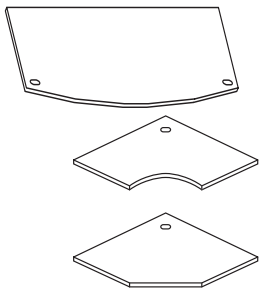

Bow-Front Worksurfaces (L page 114)
- Two wire management grommets standard.
- Bow-front worksurfaces can be used with a modesty panel and appropriate supports to configure freestanding desk(s). Refer to Working With Cadence, pages 104-112.

Corner Worksurfaces (L page 115)
- One wire management grommet.
- Corner worksurfaces with woodgrain laminate have grain direction diagonal to adjacent worksurfaces.
- Does NOT include rear support bracket. If rear support bracket is needed, order T6BK. Worksurface bracket kit (order separately) required at junction where a panel is wall-mounted to a permanent wall and wall track stanchion is not positioned in the right-hand corner.
- T-mold is used on the edge of curved worksurfaces. This will have a noticeable visual difference when directly adjacent to straight worksurfaces.

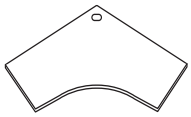

120° Corner Worksurfaces (L page 115)
- Standard with one wire management grommet in corner location.
- Does NOT include rear support bracket. If rear support bracket is needed, order T6BK. Worksurface bracket kit (order separately) required at junction where a panel is wall-mounted to a permanent wall and wall track stanchion is not positioned in the right hand corner.
- T-mold is used on the edge of curved worksurfaces. This will have a noticeable visual difference when directly adjacent to straight worksurfaces.

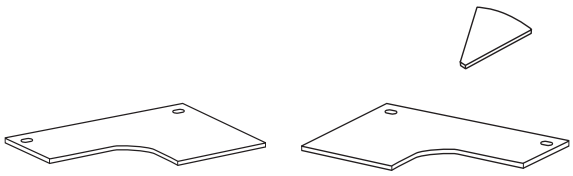

60° Pie Worksurface (L page 115)
- Order support column and two flat brackets separately.

Corner Cove Worksurfaces (L page 116)
- Two wire management grommets standard.
- Does NOT include rear support bracket. If rear support bracket is needed, order T6BK. Worksurface bracket kit (order separately) required at junction where a panel is wall-mounted to a permanent wall and wall track stanchion is not positioned in the right-hand corner. All other support hardware is ordered separately.
- Can be used with a modesty panel and appropriate supports to configure freestanding desk(s). Refer to Cadence pages 104-112.
- Worksurfaces greater than 60"W require a cantilever bracket for center support in panel mounted applications. Specify 24" cantilever on 24"D and 30"D worksurfaces.
- T-mold is used on the edge of curved worksurfaces. This will have a noticeable visual difference when directly adjacent to straight worksurfaces.

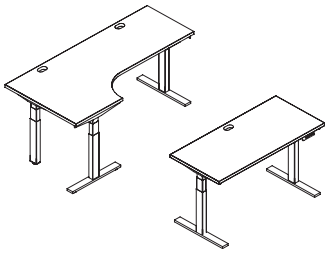

Height-Adjustable Worksurfaces
- For freestanding applications, see height-adjustable tables pages in the Seating, Collaboration, and Tables Price List.

Worksurfaces — Laminate(L) w/Flat Edge and Veneer(V) w/Square Edge

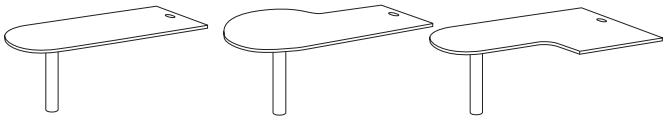

Peninsula, P-Shaped, and Jetty Worksurfaces (L page 117)

- Wire management grommets standard.
- Support column ordered separately, column includes panel support brackets T6BK.
- Can be used with a modesty panel and appropriate supports to configure freestanding desk(s). Refer to Cadence pages 104-112.

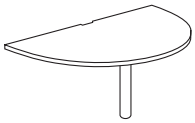

D-Shaped Worksurfaces (L page 118)

- Order support column and two 24"D in-line support legs separately.
- Not recommended for use with T6CB24L or T6CB24R for shared applications.
- Includes attachment bracket.

Quarter-Round Worksurfaces (L page 118; V page 123)

- Use to connect two 90° panel-attached worksurfaces.
- Order support column and two flat brackets separately.

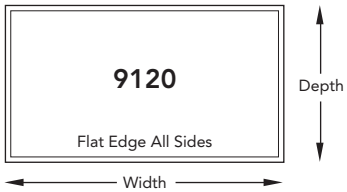

Non-Standard Worksurface Sizes (L, V pages 121-122)

- The 9120 Program can be used to order particle board rectangular worksurfaces in any non-standard width and depth in ⅛" increments up to a maximum of 120"W x 36"D.
- Other modification requests should be made through Allsteel Tailored Products Group.

Worksurfaces

Terrace® — Working with Worksurfaces and Supports

GSA Reference Page

Countertops - Laminate (L) w/Flat and Veneer (V) w/Square

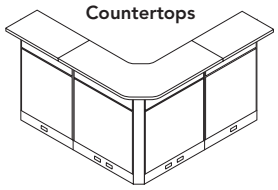

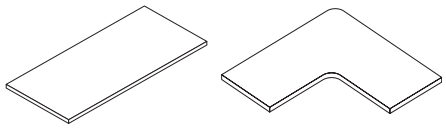

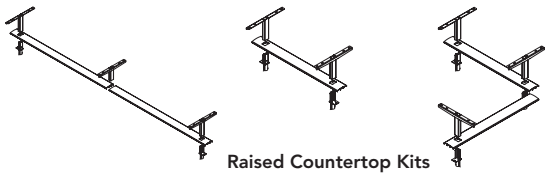
Raised Countertop Kits

Countertops
- Countertops are available in straight and corner configurations.
- Choose between raised countertops which require raised countertop kit (ordered separately) or flush countertops which include brackets, top trim, and mounting hardware.
- T-mold is used on the edge of curved worksurfaces. This will have a noticeable visual difference when directly adjacent to straight worksurfaces.

Raised Countertops (L page 119)
- Countertops are raised 5" above panel top cap.
- Order raised countertop kits separately.
- Add appropriate suffix to end of model number for in-line variable height applications.
- Countertop kit can extend up to 6" beyond end of kit.

Raised Countertop Kits (L page 119)
- Includes top cap and attachment hardware.

Flush Countertops (L page 120)
- Mounting brackets, top trim, and attaching hardware included.
- Flush countertops come with a painted top cap — specify color.
- Countertops are flush with the ends of panel top cap.

Worksurface Supports

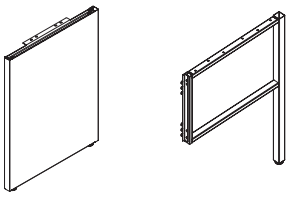
End-Panel and Open End Supports

End Supports and Bracket Kits (page 124)
- End-panels are 1⅝" thick. For use in place of panels at the end of worksurface runs.
- Levelers provide 1½" vertical adjustment.
- Must be connected into panel slots for panel hung applications.
- Straight worksurfaces adjacent to 120° connections must be supported by full end-panels.
- 11"D end-panel models for use with D-shaped worksurfaces or curvilinear shaped worksurfaces in freestanding applications.
- Panel mounted end-panel supports are ordered for right- or left-handed application.
- Open end panel supports are non-handed and are only for panel mounted applications.
- End-panel models can be converted to freestanding with removal of panel mount bracket.
- End-panel bracket kit converts freestanding end-panel support model to panel mounted.

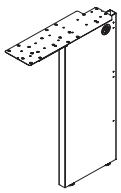
Support Legs

Support Legs and Bracket Kit (page 124)
- Support legs are 1⅝" thick. Supports the junction of two worksurfaces.
- Non-handed for use at either end of worksurface. Leg portion is 12¾"D.
- Provided with flat bracket.
- Worksurface in-line support legs are used to support worksurfaces only in a shared position.
- Levelers provide 1½" vertical adjustment.
- Must be connected into panel slots for panel hung applications.
- Closed full length models can be converted to freestanding with removal of panel mount bracket.
- Support Leg Bracket Kit (non-handed) converts closed full length freestanding model to panel mounted.

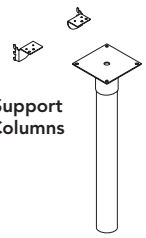
Support Columns

Support Columns (page 124)
- Used to support one end of curvilinear worksurfaces.
- Includes column, worksurface bracket kit T6BK, attaching hardware, and adjustable glides.
- D-shaped, P-shaped, peninsula, jetty, boomerang, and reef worksurfaces require support columns (ordered separately).

Worksurface Supports

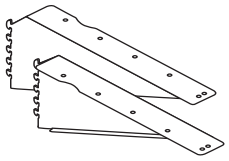

Handed
Cantilever Brackets

Cantilever Brackets (page 124)
- Use with runs less than 96". Floor support is required for runs 96" and longer.
- Where applicable, cantilevers are recommended over an external worksurface support channel. Unsupported worksurface runs 66"W or greater require an external worksurface support channel when a cantilever cannot be used.
- Do not use at the end of a worksurface where no 90° return panel is positioned.
- Includes tie bracket and attachment hardware.
- Avoid installation on only one side of a straight connection except to support corner worksurfaces.
- DO NOT use to support worksurfaces from which a hanging pedestal is suspended, or to which a peninsula worksurface is attached.
- DO NOT use cantilever brackets to support worksurfaces supported with permanent-wall hanger kit.
- Do not use with wall track or to support a worksurface to which a return worksurface is attached.

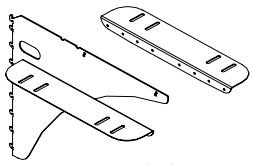

Non-Handed
Cantilever Brackets

Cantilever Bracket — Handed (page 124)
- Cantilever brackets are handed (left or right) and can be inserted into panel reveals in 1" vertical increments. No assembly required.
- Left- and right-hand brackets required in shared applications.
- 24"D cantilevers are required to be used for both 24"D or 30"D worksurfaces.
- 18"D cantilevers are required to be used for 20"D worksurfaces or center support for 24"D.
- 12"D cantilevers are required to be used for 12"D worksurfaces.

Cantilever Bracket — Non-Handed (page 124)
- Cantilever brackets are non-handed and can be inserted into panel reveals in 1" vertical increments. Assembly required.
- One bracket in shared applications — includes two angled brackets.
- Bracket accommodates 24"D or 30"D worksurfaces.

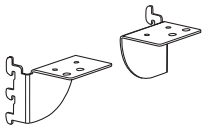

Worksurface Brackets

Worksurface Bracket Kit — T6BK (page 124)
- Worksurface bracket kit allows one end of a worksurface to be supported by a return panel. Return panel width must be the same as the depth of the worksurface.
- Brackets — one pair. Attachment hardware included.

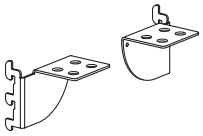

Worksurface Bracket — T6SB (page 124)
- Worksurface storage bracket kit (T6SB) is used for aesthetics where under-desk storage is immediately adjacent to the return panel. In all other applications use worksurface bracket kit (T6BK) to utilize worksurface threaded metal inserts. Black only.
- Brackets do not align with worksurface threaded metal inserts, and therefore require wood screws (included).

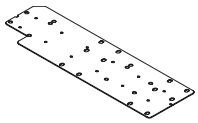

Flat Brackets

Flat Brackets (page 124)
- Bracket and attaching hardware.
- Can be used to connect one worksurface perpendicular to another worksurface.

Pedestal-to-Panel
Brackets

Pedestal-to-Panel Attachment Bracket (page 124)
- Can be used in place of full end panel or return panel.
- Provides structural support to panel run by securing panel directly to pedestal.
- Attachment hardware included.

External Worksurface
Support Channel

External Worksurface Support Channel (page 113)
- An external worksurface support channel is required on unsupported worksurfaces 60"W or greater. Width of worksurface span can be reduced by using support storage.
- The support channel extends 1½" below the worksurface. Installs 7" from user's edge.
- When using 28"H mobile pedestals the length of support channel needs to be reduced to accommodate width of the pedestal.
- Support channel may interfere with mounting of some CPU holders and keyboard supports. May require spacer kit AKMH.

Cadence® Freestanding

GSA Reference Page

Cadence offers unlimited versatility. Its modular flexibility creates office solutions of all shapes, sizes, and styles.

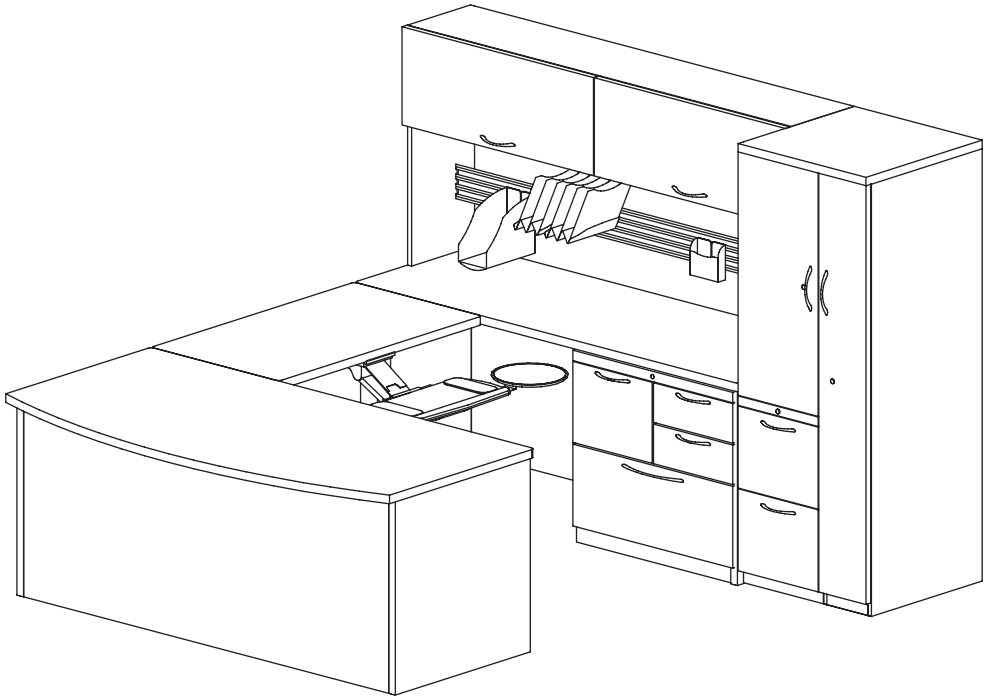

Configurations



Full Modesty



Half Modesty

Gussets

All the right choices

Choose Cadence freestanding desking with confidence. It personalizes any work environment, accommodates a range of needs, and offers all the right features — curvilinear worksurface shapes, multiple worksurface edges, and a complete paint finish and laminate offering. Cadence is made to last with heavy-gauge steel construction. Metal-to-metal worksurface connection points make installation and reconfiguration reliable and easy. And Cadence is backed by a lifetime warranty.

Universally flexible

Cadence sets up easily and reconfigures time after time. It even shares components with Terrace, Optimize™, and Concensys®, which simplifies inventory management. Cadence is created with worksurfaces, supports, modesty panels, end panels, and brackets. Cadence is compatible with the entire line of Allsteel metal storage solutions and Extensions™ — work tools to provide personalized organization for every workstyle.

Systems integration — Cadence works in combination with Terrace, Optimize, or Concensys panels, extending the functionality of both product lines.

Highly adaptable — Make the most of building architecture by using an existing wall to create a semi-private workspace.

Space utilization — Multiple worksurface shapes offer unlimited design potential for using space creatively and efficiently.

Team interaction — Cadence design flexibility allows you to create personal workspace and a team collaboration area in the same office.

The Cadence Choice

It works in the open plan, the private office, or in combination with Terrace, Optimize, or Concensys panels, allowing complete office coordination. The flexible, universal design of Cadence supports virtually any workstyle and any interior aesthetic. Backed by Allsteel's Lifetime Warranty and manufactured to strict environmental standards, Cadence provides one high-value package.

Configurations

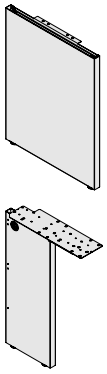

End Panels E and Support Legs L

Each are available in two options: freestanding or panel-mount. The only difference between the two options are the panel-mount models come with a left- or right-handed bracket to attach the support to a panel in a Cadence systems application. If the freestanding version is purchased and later needs to be converted to panel-mount, the proper handed panel-mount bracket may be purchased separately.

The 11"D end panel is used to freestand peninsulas, curvilinear shapes, and D-Tops in panel applications.

Corner Desk Legs C

Corner desk legs have a 90-degree bend and welded construction. The strong construction allows gussets or half-height modesty panels to be used with corner legs.

Bridge Kits B

Bridge kits include: two flat brackets, two modesty panel-to-end panel attachment brackets, and two tie straps. This kit is used when attaching a bridge unit between two rectangular worksurfaces.

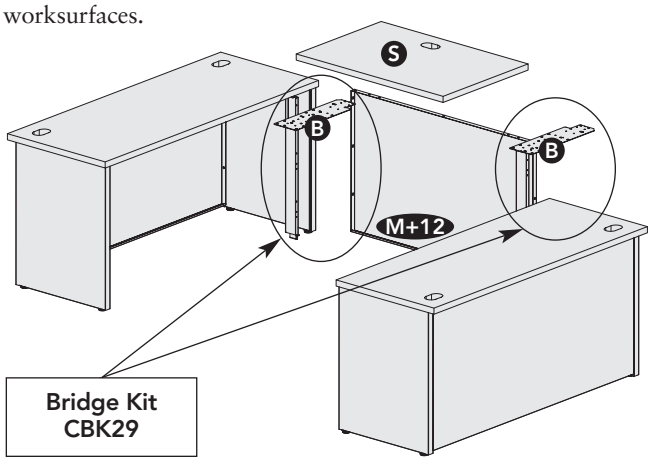

There are some bridge instances where only half of a bridge kit is needed (e.g. using a bridge between a rectangular worksurface and a corner or peninsula). A return kit may be ordered for these instances.

Surface S

Support Column SC

Used to support one end of curvilinear worksurfaces. Includes column, worksurface bracket kit T6BK, attaching hardware, and adjustable glides.

Return Kits R

Return kits include: one flat bracket, one modesty panel-to-end panel attachment bracket, and one tie strap. These are used when attaching a return to a primary desk. Return kits can also be used in some bridge applications — one example is shown below when using a peninsula.

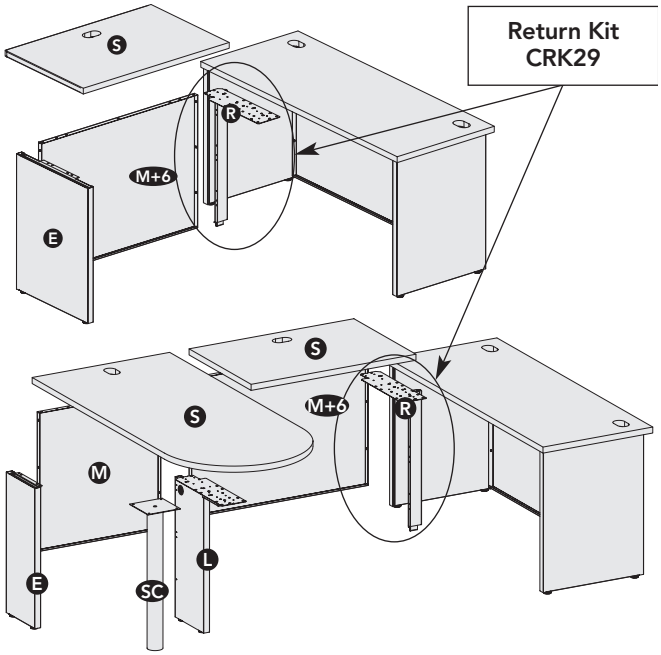

Desk-to-Panel Attachment Kits D

Desk-to-panel attachment kits are used to connect a worksurface and modesty panel perpendicular to a panel of corresponding width. Opposing end of worksurface must be attached with an end-panel, support leg or corner leg mounted directly under this worksurface.

When using a corner or corner cove worksurface with the rear corner attached to a panel, and opposing end of worksurface is attached to a freestanding desk — use corner w/desk attachment kit. "Hand" of unit is determined from the user's side of the desk (right hand unit attaches to right side of modesty).

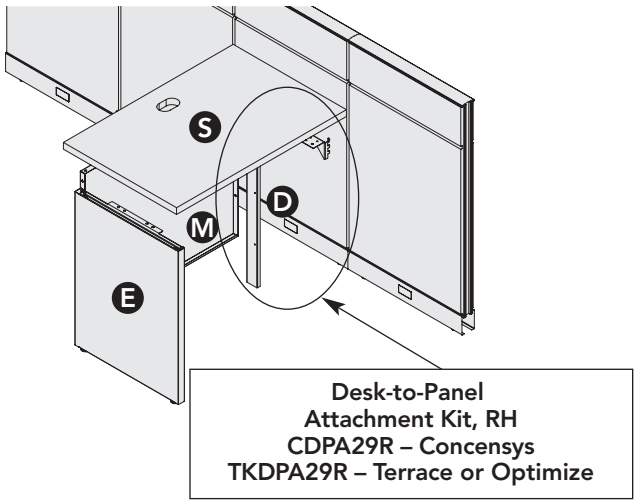

Corner w/Desk Panel Attachment Kit CW

Corner w/desk panel attachment kit connects the rear corner of a corner or corner cove worksurface and modesty panel to a panel when the opposing end of the worksurface shares a support leg with an adjacent freestanding desk and the support leg is mounted under the freestanding desk. "Hand" of unit is determined from the user's side of the desk (left hand unit attaches to left side of modesty).

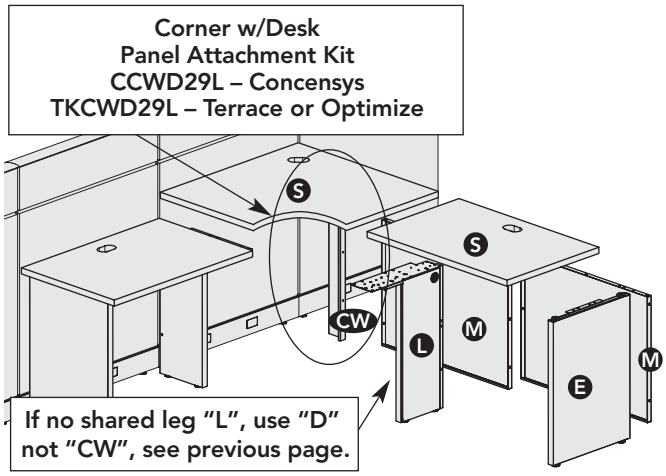

Corner Worksurfaces

Corner worksurfaces to accommodate 90-degree corner desk legs.

In-Line Connections of Desks

Freestanding full end panels must be used to support adjacent rectangular desks, corner desks, and corner desks with returns. Freestanding support legs should NOT be used at the in-line junction. 24"D full end panels may be used at the in-line junction on 30"D rectangular desks if two worksurface tie straps are used to secure the desks together. Contact Allsteel Customer Support for ordering information.

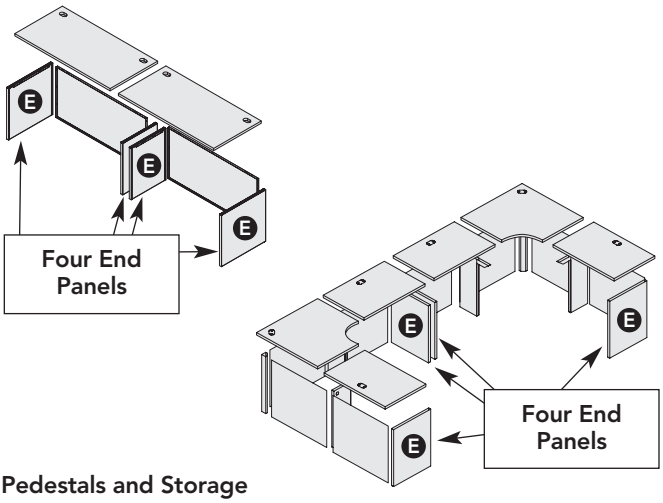

Pedestals and Storage

Pedestals must be ordered one size smaller than the depth of the worksurface. For example, 18"D or 20"D peds should be used with 24"D worksurfaces. 18"D, 20"D, or 23"D pedestals can be used with 30"D worksurfaces. Using 18"D laterals or personal files provide additional pull style and storage options under 24"D worksurfaces.

Modesty Panels M

The following are some general guidelines for Cadence modesty panels:

- **Desk:** Modesty panel width is the same width as the worksurface
- **Return:** Modesty panel width is 6" greater than the width of the worksurface
- **Bridge connecting two rectangular worksurfaces:** Modesty panel width is 12" greater than the width of the bridge worksurface
- **Bridge connecting a rectangular worksurface and corner or peninsula:** Modesty panel width is 6" greater than the width of the worksurface
- **Corner connecting to an adjacent worksurface:** Modesty panel width is the same width as the worksurface.

Stand-Alone Corner Modesty Panels SM

Stand-alone corner modesty panels are used only when one or both sides of a corner or corner cove worksurface are freestanding and NOT attached to another worksurface. Specify the width the same as the width of the worksurface.

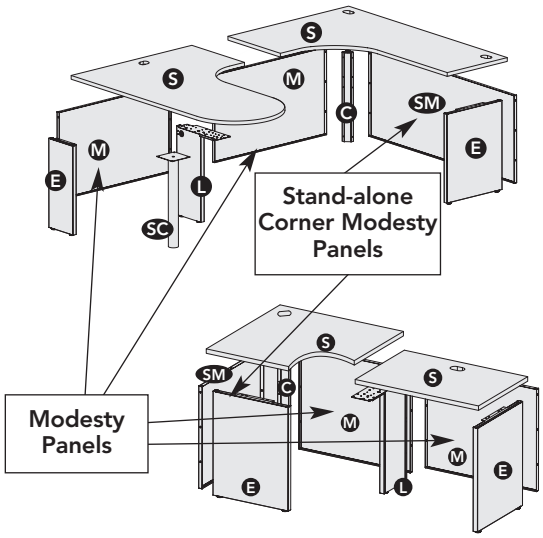

Gussets G

Gussets can be used in place of a modesty panel with desks 36"W to 60"W. Gussets can also be used with corner desk legs.

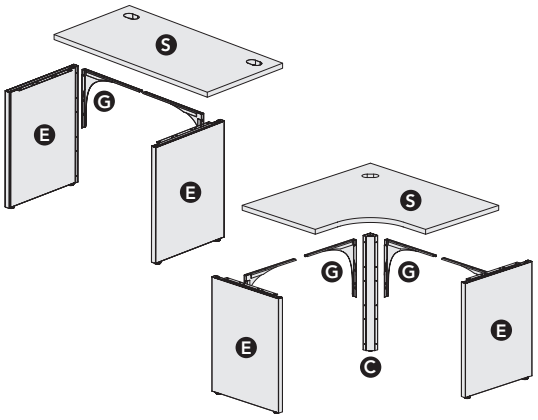

TERRACE

Configurations

Freestanding Desk

Example Shown Qty.	Model	Description
1	T52436S	Flat Edge Worksurface 24"D x 36"W
2	CEP2429F	End-Panel Support 24"D x 29½"H
1	CS369	Modesty Panel 36"W x 29½"H

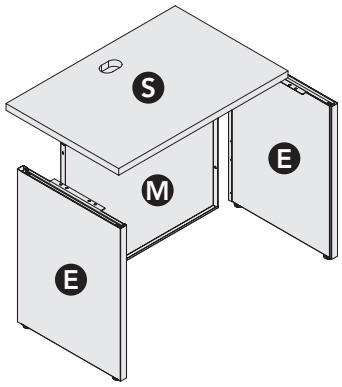

Panel-Attached Desk

Example Shown Qty.	Model	Description
1	T52436S	Flat Edge Worksurface 24"D x 36"W
1	CEP2429F	End-Panel Support 24"D x 29½"H
1	CS369	Modesty Panel 36"W x 29½"H
1	⌴DPA29R	Desk-to-Panel Attachment Kit 29½"H – RH C – Concensys® TK – Terrace or Optimize™

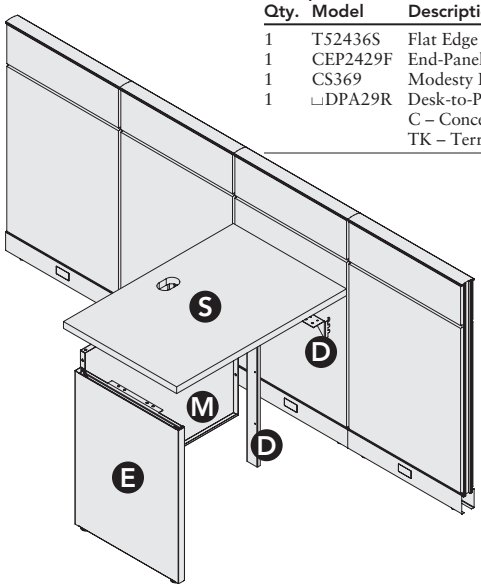

CONFIGURATION OPTIONS	Work-surface (S)	End-Panel Support (E)	Desk Support Leg (L)	Modesty Panel: Same width as Work-surface (M)	Modesty Panel: 6" wider than Work-surface (M+6)	Modesty Panel: 12" wider than Work-surface (M+12)	Desk-to-Panel Attachment Kit (D)	Corner Desk Leg (C)
Freestanding Desk	1	2		1				
Panel-Attached Desk	1	1		1			1 RH	

Return Desk (Attached to a primary or return desk.)

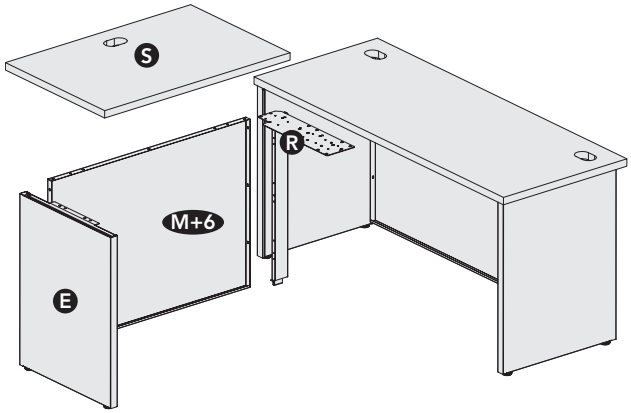

Example Shown Qty.	Model	Description
1	T52436S	Flat Edge Worksurface 24"D x 36"W
1	CS429	Modesty Panel 42"W x 29½"H
1	CEP2429F	End-Panel Support 24"D x 29½"H
1	CRK29	Return Kit

Return Desk (Attached to a panel-hung worksurface.)

Example Shown Qty.	Model	Description
1	T52448S	Flat Edge Worksurface 24"D x 48"W
1	CS549	Modesty Panel 54"W x 29½"H
1	CEP2429F	End-Panel Support 24"D x 29½"H
1	CRK29	Return Kit

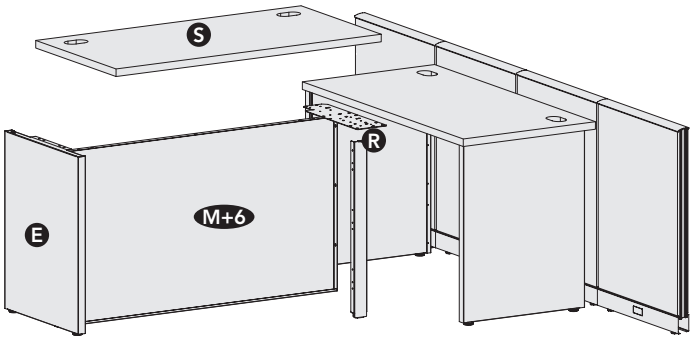

Note: The widest modesty panel is 72"W which limits return worksurfaces to a maximum of 66"W.

CONFIGURATION OPTIONS	Work-surface (S)	End-Panel Support (E)	Desk Support Leg (L)	Modesty Panel: Same width as Work-surface (M)	Modesty Panel: 6" wider than Work-surface (M+6)	Modesty Panel: 12" wider than Work-surface (M+12)	Desk-to-Panel Attachment Kit (D)	Corner Desk Leg (C)	Return Kit (R)
Return Desk	1	1			1				1

Configurations

Bridge Desk (Attached between two primary desks.)

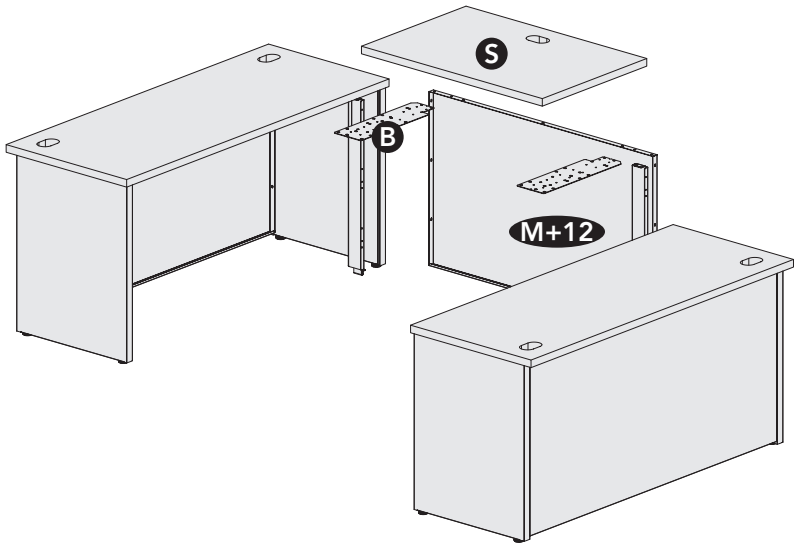

Example Shown Qty.	Model	Description
1	T52442S	Flat Edge Worksurface 24"D x 42"W
1	CS549	Modesty Panel 54"W x 29½"H
1	CBK29	Bridge Kit

CONFIGURATION	Work-surface (S)	End-Panel Support (E)	Desk Support Leg (L)	Modesty Panel			Desk-to-Panel Attachment Kit (D)	Corner Desk Leg (C)	Bridge Kit (B)
				Same width as Work-surface (M)	6" wider than Work-surface (M+6)	12" wider than Work-surface (M+12)			
Bridge Desk	1					1			1

Bridge Desk and Peninsula (Attached to a primary desk).

Example Shown Qty.	Model	Description
1	T52442S	Flat Edge Worksurface 24"D x 42"W
1	T53060B	Flat Edge Peninsula Worksurface 30"W x 60"L
1	CS489	Modesty Panel 48"W x 29½"H
1	CS309	Modesty Panel 30"W x 29½"H
1	CEP1129F	End-Panel Support 11"D x 29½"H
1	CSL2429F	Support Leg 24"D x 29½"H
1	CRK29	Return Kit
1		Support Column for Peninsula Worksurface 29½"H
	830299	(Concensys®)
	TT629SC	(Terrace or Optimize™)

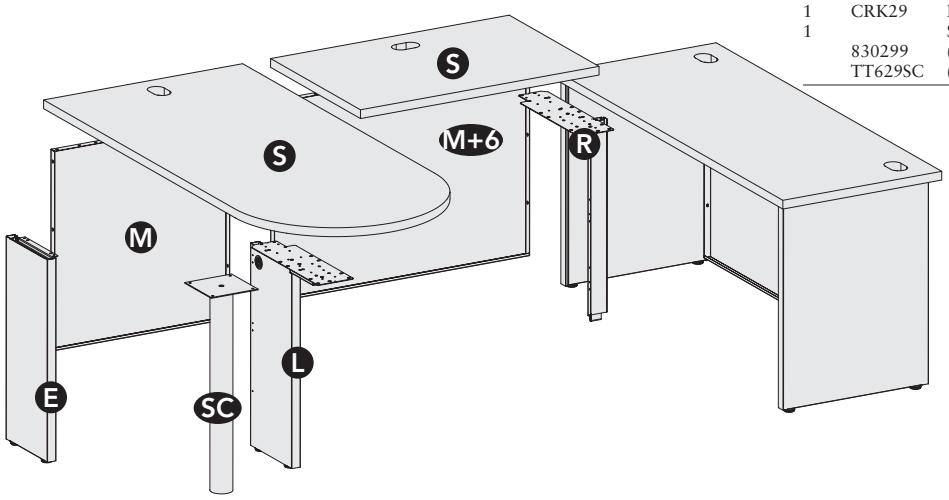

CONFIGURATION OPTION	Work-surface (S)	End-Panel Support (E)	Desk Support Leg (L)	Modesty Panel			Desk-to-Panel Attachment Kit (D)	Support Column (SC)	Return Kit (R)
				Same width as Work-surface (M)	6" wider than Work-surface (M+6)	12" wider than Work-surface (M+12)			
Bridge Desk and Peninsula	2	1	1	1	1			1	1

Configurations

Corner Desk (Stand-alone)

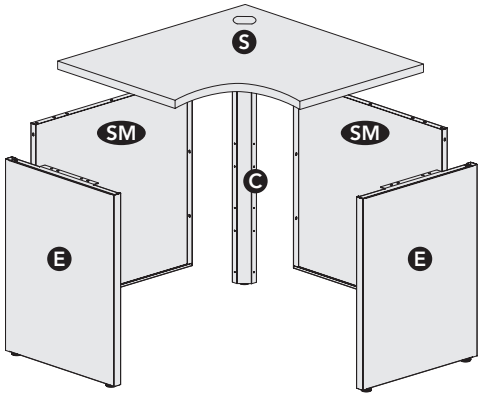

Example Shown Qty.	Model	Description
1	T53624CR	Flat Edge Worksurface 24"D x 36"W (*De-emphasized*)
2	CSCMP3629	Stand-Alone Corner Modesty Panel 36"W x 29½"H
2	CEP2429F	End-Panel Support 24"D x 29½"H
1	CDL29	Corner Desk Leg 29½"H

Corner Desk (With an adjacent desk attached at one side.)

Example Shown Qty.	Model	Description
1	T53624CR	Flat Edge Corner Worksurface 24"D x 36"W (*De-emphasized*)
1	T52436S	Flat Edge Worksurface 24"D x 36"W
1	CSCMP3629	Stand-Alone Corner Modesty Panel 36"W x 29½"H
2	CS369	Modesty Panel 36"W x 29½"H
2	CEP2429F	End-Panel Support 24"D x 29½"H
1	CSL2429F	Support Leg 24"D x 29½"H
1	CDL29	Corner Desk Leg 29½"H

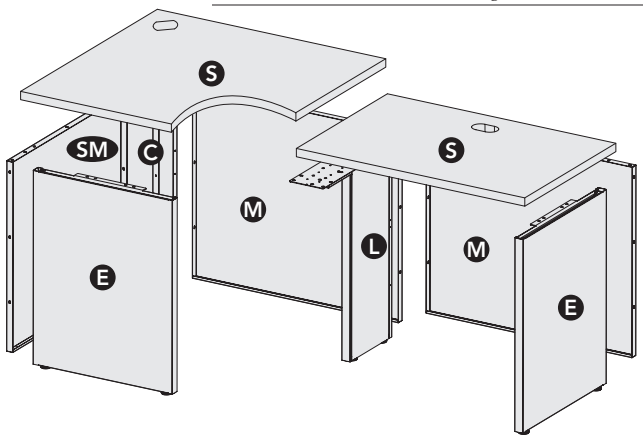

CONFIGURATION OPTION	Work-surface (S)	End-Panel Support (E)	Desk Support Leg (L)	Modesty Panel		Stand-Alone Corner Modesty Panel	Desk-to-Panel Attachment Kit (D)	Corner Desk Leg (C)
				Same width as Work-surface (M)	6" wider than Work-surface (M+6)	Same width as Work-surface (SM)		
Corner Desk	1	2				2		1
Corner Desk (with adjacent desk)	2	2	1	2		1		1

Bridge Desk (Attached between corner and primary desk.)

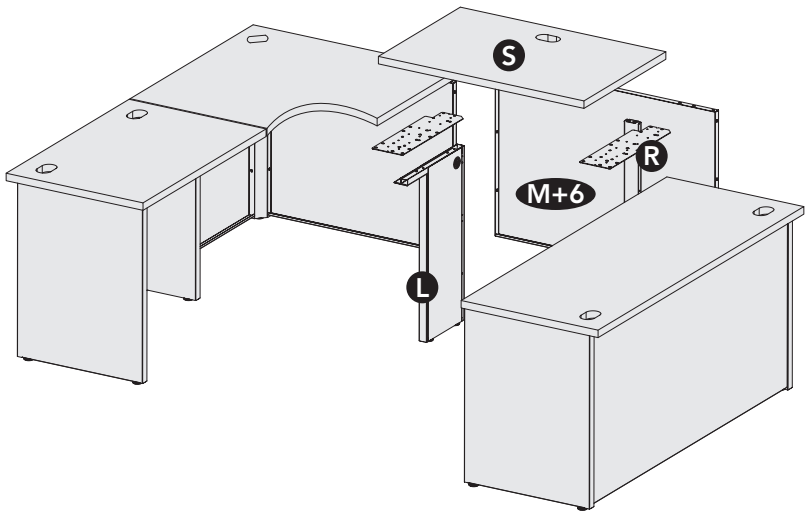

Example Shown Qty.	Model	Description
1	T52436S	Flat Edge Worksurface 24"D x 36"W
1	CS429	Modesty Panel 42"W x 29½"H
1	CRK29	Return Kit
1	CSL2429F	Support Leg 24"D x 29½"H

CONFIGURATION	Work-surface (S)	End-Panel Support (E)	Desk Support Leg (L)	Modesty Panel			Desk-to-Panel Attachment Kit (D)	Corner Desk Leg (C)	Return Kit (R)
				Same width as Work-surface (M)	6" wider than Work-surface (M+6)	12" wider than Work-surface (M+12)			
Bridge Desk	1		1		1				1

Configurations

Corner Desk (Attached to a panel with an adjacent desk at one side.)

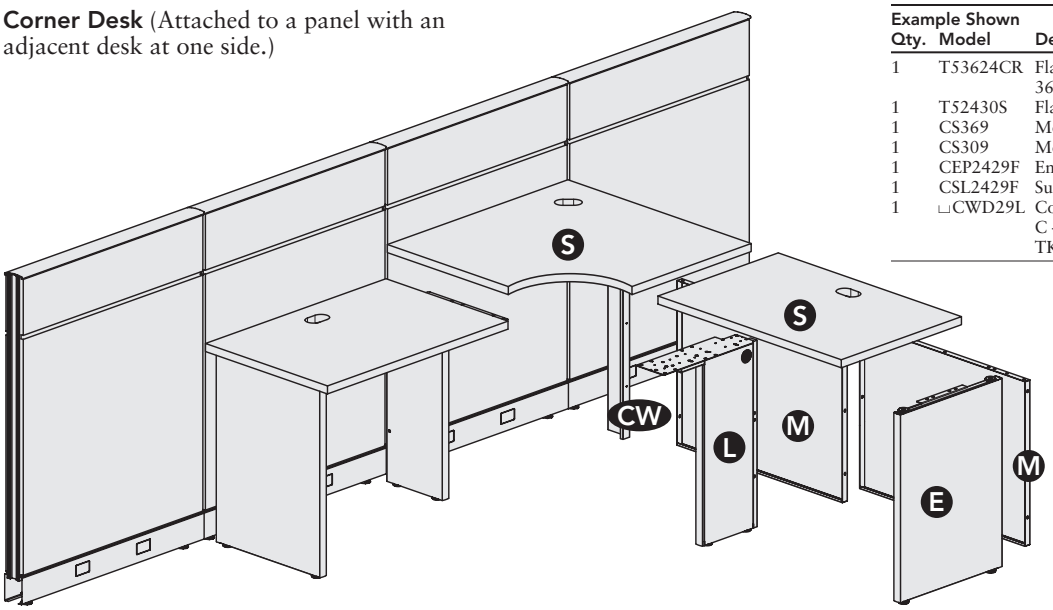

Example Shown Qty.	Model	Description
1	T53624CR	Flat Edge Corner Worksurface 36"W x 24"D (*De-emphasized*)
1	T52430S	Flat Edge Worksurface 24"D x 30"W
1	CS369	Modesty Panel 36"W x 29½"H
1	CS309	Modesty Panel 30"W x 29½"H
1	CEP2429F	End-Panel Support 24"D x 29½"H
1	CSL2429F	Support Leg 24"D x 29½"H
1	⌴CWD29L	Corner w/Desk Attachment Kit 29"H LH C – Concensys® TK – Terrace or Optimize™

CONFIGURATION	Work-surface (S)	End-Panel Support (E)	Desk Support Leg (L)	Modesty Panel			Desk-to-Panel Attachment Kit (D)	Corner Desk Leg (C)	Corner w/Desk Panel Attachment Kit (CW)
				Same width as Work-surface (M)	6" wider than Work-surface (M+6)	12" wider than Work-surface (M+12)			
Corner Desk	2	1	1	2					1 LH

"U" with Jetty and Corner Cove

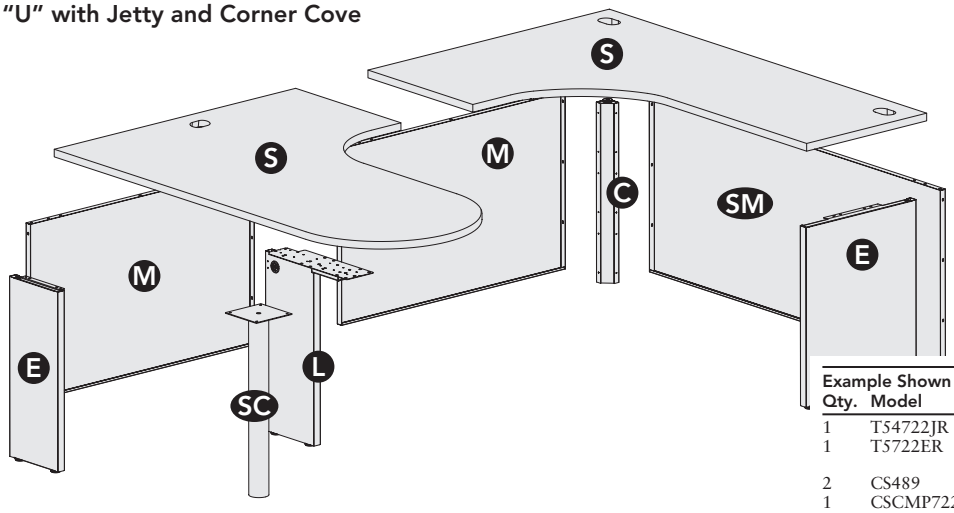

Example Shown Qty.	Model	Description
1	T54722JR	Flat Edge Jetty RH 48"D x 72"W x 24" x 30"
1	T5722ER	Flat Edge Corner Cove RH 48"D x 72"W x 24"
2	CS489	Modesty Panel 48"W x 29½"H
1	CSCMP7229	Stand-Alone Corner Modesty Panel 72"W x 29½"H
1	CEP1129F	End-Panel Support 11"D x 29½"H
1	CSL2429F	Support Leg 24"D x 29½"H
1	CEP2429F	Full End-Panel Support 24"D x 29½"H
1	CDL29	Corner Desk Leg 29½"H
1		Support Column for Jetty 29½"H
	830299	(Concensys)
	TT629SC	(Terrace or Optimize)

CONFIGURATION OPTION	Work-surface (S)	End-Panel Support (E)	Desk Support Leg (L)	Modesty Panel		Stand-Alone Corner Modesty Panel	Support Column (SC)	Corner Desk Leg (C)
				Same width as Work-surface (M)	6" wider than Work-surface (M+6)	Same width as Work-surface (SM)		
Cove and Jetty	2	2	1	2		1	1	1

Cadence Supports

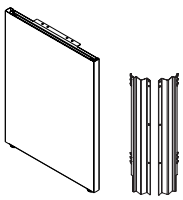

End-Panel Supports

End-Panel Supports (page 125)
- End panels are 1⅝" thick. For use at the end of worksurface runs.
- Levelers provide 1½" vertical adjustment.
- Freestanding models can be converted to Terrace panel-mount with end panel bracket kit.
- Must be connected into panel slots for panel hung applications.
- Straight worksurfaces adjacent to 120° and 135° connections must be supported by full end panels.
- 11"D models for use with D-shaped worksurfaces or curvilinear shaped worksurfaces in freestanding applications.

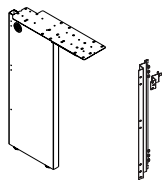

Support Leg

Support Legs (page 125)
- Support legs are non-handed. Supports the junction of two worksurfaces.
- Leg portion is 12¾"D and is 1⅝" thick.
- Flat bracket included.
- Levelers provide 2¾" vertical adjustment.
- Freestanding models can be converted to Terrace panel-mount with support leg bracket (non-handed).
- Must be connected into panel slots for panel hung applications.

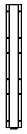

Corner Desk Leg

Corner Desk Leg (page 125)
- Attaches two modesty panels at rear of corner desk.
- Leveler provides 2¾" vertical adjustment.
- See examples on pages 109 and 110.

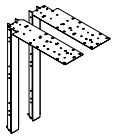

Bridge Kit

Bridge Kit (page 125)
- Connects bridge worksurface and modesty panel to end panels and worksurfaces that are perpendicular to the bridge worksurface.
- Includes two flat brackets and two modesty panel-to-end-panel brackets.
- See examples on pages 105 and 108.

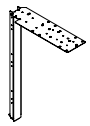

Return Kit

Return Kit (page 125)
- Connects return worksurface and modesty panel to end panel and perpendicular worksurface — non-handed.
- Includes one flat brackets and one modesty panel-to-end-panel bracket.
- See examples on pages 105 and 107.

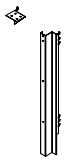

Desk-to-Panel Attachment Kit

Desk-to-Panel Attachment Kit (page 125)
- Used to connect a worksurface and modesty panel perpendicularly to a Terrace Panel of corresponding width. Opposing end of worksurface must be attached with an end-panel, support leg or corner leg mounted directly under this worksurface.
- If using corner or corner cove with the rear corner attached to a panel, and opposing end of worksurface is attached to a freestanding desk — use corner w/desk panel attachment kit.
- "Hand" of unit is determined from the user's side of the desk (left hand unit attaches to left side of modesty).

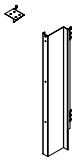

Corner w/Desk Attachment Kit

Corner w/Desk Panel Attachment Kit for Terrace (page 125)
- Used when the rear corner of a corner or corner cove worksurface and modesty panel is attached to a Terrace panel and opposing end of worksurface is attached to a freestanding desk. Opposing end of worksurface shares the support leg that is mounted under the adjacent freestanding desk.
- "Hand" of unit is determined from the user's side of the desk.

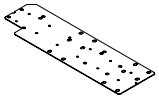

Flat Bracket

Flat Brackets (page 125)
- Bracket and attaching hardware.
- Can be used to connect one worksurface perpendicular to another worksurface.

Wall Track, Tile attachment Kits, Modesty Panels, and Gussets

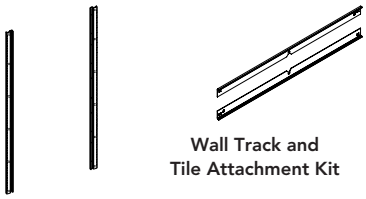

Wall Track and Tile Attachment Kit

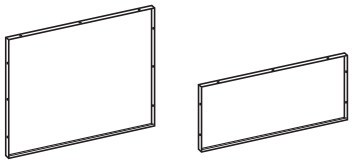

Full and Half High Modesty Panels

Freestanding Pedestals

- Can also be used to support one end of a panel-attached worksurface in conjunction with worksurface bracket.

Freestanding Desks

- **Freestanding desks** can be created by combining primary and corner worksurfaces with modesty panels and appropriate desk supports. See pages 104-110.

Pedestal Compatibility with Cadence and Panel-hung Worksurfaces

Cadence Desking	24" Deep	30" Deep
18"D Ped	Yes	Yes
19⅞"D Ped	Yes*	Yes
23⅜"D Ped		Yes
29⅜"D Ped		
Systems Panel-hung	**24" Deep**	**30" Deep**
18"D Ped	Yes	Yes
19⅞"D Ped	Yes*	Yes
23⅜"D Ped	Yes*	Yes
29⅜"D Ped		Yes*

*Wire management grommet is blocked in these applications.

Note: Pedestal placement may affect access to receptacles in base pathway.

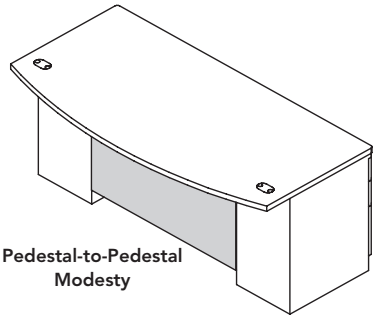

Pedestal-to-Pedestal Modesty

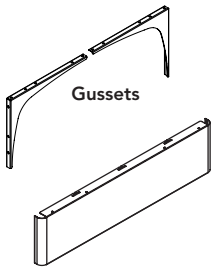

Gussets

Universal Modesty Panel

Universal Modesty Panels

	Peninsula			P-Shape	Jetty	
Model	60"L	66"L	72"L	72"L	66"L	72"L
PMP41	•					
PMP47		•		•	•	
PMP53			•			•

Terrace Wall Track/Tile Attachment Kits (page 125)

- Allows for mounting of system panel components on permanent wall structures.
- Begin with one pair of ends; for multiple kits in line, add middle unit(s) between ends.
- Height of wall track coordinates with panel height. Field cut for lower heights.
- Wall track will add 1" to depth of attached components.
- Use Terrace wall track tile attachment kit to install tiles onto wall track. Kit includes two tile bars. Top bar may only be used in the top uppermost position on wall track. Bottom bar can be used in the bottom position at any location on wall track.
- When segmenting tiles on wall track, segment bars must be ordered for placement between all vertically adjacent tiles or at the top position of a single tile that is not in the uppermost position.
- When using Terrace wall track and using tiles to create a tackboard situation under overheads hung at 65"H, make sure to use a 30"H tile or 2-15"H tiles to cover the entire area between the overheads and the worksurface.

Modesty Panel (page 126)

- Mounts to end-panel supports, desk support legs, bridge kit, return kit, desk-to-panel, and corner w/desk panel attachment kits.
- 29½"H units provide ¾" of space between bottom of modesty panel and floor.
- Actual width of 29½"H modesty panel is 3¾" less than the nominal dimension listed in the Systems Price List.
- 14"H units provide 14¼" of space between bottom of modesty panel and floor.
- Refer to pages 104-110 to select proper width.
- Use 14"H modesty panels for desks positioned against a wall to provide access to electrical receptacles.
- 14"H modesty panels, stand-alone corner modesty panels, or gussets can be used with corner or corner cove worksurfaces.

Stand-alone Corner Modesty Panel (page 126)

- 29½"H units provide ¾" of spacing between bottom of panel and floor.
- 14"H units provide 14¼" of space between bottom of modesty panel and floor.
- Actual width of modesty panel is 6³⁄₁₆" less than the nominal dimension listed in the Systems Price List.
- Modesty panels are inset 2⅞"; when adding pedestals consult chart at left.

Pedestal-to-Pedestal Modesty Panels (page 126)

- Widths available to work with 60"W, 66"W, and 72"W worksurfaces to create freestanding double pedestal desk using two medal support pedestals.

Gussets (page 126)

- Provides easy access to wall outlets.
- Cannot be used with suspended pedestals.
- Gussets can be used on corner and corner cove worksurfaces.

Universal Modesty Panel (page 126)

- Mounts under peninsula, P-Shape and jetty worksurfaces. Refer to chart below to select proper width.
- Can be used with panel-mounted and freestanding worksurfaces.
- Provides 8½" of privacy and is non-handed.
- Constructed of steel. No upcharge for P2 paint.
- Only requires attachment to the worksurface.
- Does not provide electrical, data or structural support.
- Panel is 1½" thick and can be mounted at various distances from edge of worksurface based on user's preference for clearance and conferencing requirements.

Worksurfaces

Terrace® — Primary

Laminate

GSA SIN 33721

For specification information see pages 98-103
For non-standard worksurface sizes see page 121.

Description	Laminate w/Flat Edge Model	Laminate w/Flat Edge L1 List Price	L2 List Price	L3 List Price
24"D Primary Worksurfaces				
24"W	**T52424S**	$ 395	$ 413	$ 428
30"W	**T52430S**	$ 416	$ 435	$ 450
36"W	**T52436S**	$ 469	$ 489	$ 507
42"W	**T52442S**	$ 524	$ 545	$ 565
48"W	**T52448S**	$ 568	$ 592	$ 611
54"W	**T52454S**	$ 614	$ 642	$ 660
60"W	**T52460S**	$ 697	$ 727	$ 748
66"W	**T52466S**	$ 758	$ 790	$ 814
72"W	**T52472S**	$ 791	$ 824	$ 848
78"W	**T52478S**	$ 1027	$ 1067	$ 1102
84"W	**T52484S**	$ 1076	$ 1118	$ 1155
90"W	**T52490S**	$ 1271	$ 1318	$ 1364
96"W	**T52496S**	$ 1330	$ 1380	$ 1429

30"D Primary Worksurfaces				
24"W	**T53024S**	$ 416	$ 435	$ 450
30"W	**T53030S**	$ 501	$ 522	$ 541
36"W	**T53036S**	$ 539	$ 561	$ 581
42"W	**T53042S**	$ 581	$ 605	$ 625
48"W	**T53048S**	$ 614	$ 642	$ 660
54"W	**T53054S**	$ 686	$ 716	$ 737
60"W	**T53060S**	$ 764	$ 796	$ 820
66"W	**T53066S**	$ 825	$ 859	$ 885
72"W	**T53072S**	$ 895	$ 931	$ 960
78"W	**T53078S**	$ 1162	$ 1206	$ 1249
84"W	**T53084S**	$ 1214	$ 1259	$ 1304
90"W	**T53090S**	$ 1448	$ 1502	$ 1555
96"W	**T53096S**	$ 1495	$ 1550	$ 1606

Flat Edge

Notes: 1) Add suffix and upcharge for primary worksurfaces up to 72"W to span a "T" or extended straight connection.
Suffix = T2 (Terrace — adds 2⅛" to width) $41 upcharge.
Examples: **T53030ST2, T52460ST2**
2) Add Suffix "N" to model number for no grommet, no upcharge. Example: **T53078SN**

Sample Worksurface				
12"W x 12"D	**831212M**	$ 369	$ 385	$ 398



Description	Model	List Price
External Worksurface Support Channel (no color option) — 1½"H		
30"W External Support Channel for use on 42"W Worksurface	**Z5SC42** S	$ 83
36"W External Support Channel for use on 48"W Worksurface	**Z5SC48** S	$ 86
42"W External Support Channel for use on 54"W Worksurface	**Z5SC54** S	$ 99
48"W External Support Channel for use on 60"W Worksurface	**Z5SC60**	$ 106
54"W External Support Channel for use on 66"W Worksurface	**Z5SC66**	$ 124
60"W External Support Channel for use on 72"W Worksurface	**Z5SC72**	$ 133
66"W External Support Channel for use on 78"W Worksurface	**Z5SC78**	$ 145
72"W External Support Channel for use on 84"W Worksurface	**Z5SC84**	$ 160

How to specify —

Select the Model Number from above.

Suffix
T2 T-Span for Terrace
N No Grommets

1st Option:
Laminate:
See page 36 for finishes.

2nd Option:
Edge Trim Color:
See page 36 for finishes.

3rd Option:
Grommet Type:
P Oval Plastic (will match edge trim)
M Oval Metal (Add $12 per grommet)
S Square Metal (Add $12 per grommet)

4th Option:
Grommet Color (Metal only):
Oval:
EL Matte Silver
Square:
EL Matte Silver

Examples: **T52424S.LT3B.E9.P Z5SC42**

Worksurfaces

Terrace® — Bow-Front

Laminate

GSA SIN 33721

For specification information see pages 98-103.

Description	S	Laminate w/Flat Edge Model	Laminate w/Flat Edge L1 List Price	L2 List Price	L3 List Price
30"D Bow-Front Worksurfaces					
30"A x 36"B x 60"C		**TT53660BT**	**$ 1142**	**$ 1186**	**$ 1228**
30"A x 36"B x 66"C		**TT53666BT**	**$ 1240**	**$ 1286**	**$ 1331**
30"A x 36"B x 72"C		**TT53672BT**	**$ 1334**	**$ 1384**	**$ 1433**

Note: Add Suffix "N" to model number for no grommet, no upcharge.

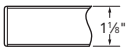

Flat Edge

How to specify —	*1st Option:*	*2nd Option:*	*3rd Option:*	*4th Option:*
Select the Model Number from above.	**Laminate:** See page 36 for finishes.	**Edge Trim Color** See page 36 for finishes.	**Grommet Type:** **P** Oval Plastic (will match edge trim) **M** Oval Metal (Add $12 per grommet) **S** Square Metal (Add $12 per grommet)	**Grommet Color (Metal only):** **EL** Matte Silver
_____ .	_____	_____ .	_____	**E L**

Examples: **TT53660BT.LT3B.E9.MEL** **TT53660BTN.LT3B.E9P**

Worksurfaces

Terrace® — Corner / 120° / 60°

For specification information see pages 98-103

Laminate

GSA SIN 33721

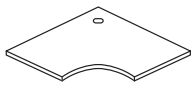

Description	Laminate w/Flat Edge Model	Laminate w/Flat Edge L1 List Price	L2 List Price	L3 List Price
24"D Corner Worksurfaces w/Radial Leading Edge				
36"W	**T53624CR** (*De-emphasized*)	$ 720	$ 753	$ 778
42"W	**T54224CR** (*De-emphasized*)	$ 772	$ 806	$ 835
48"W	**T54824CR** (*De-emphasized*)	$ 888	$ 927	$ 959

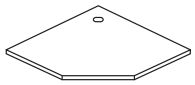

24"D Corner Worksurfaces w/Straight Leading Edge				
36"W	**T53624SC**	$ 694	$ 724	$ 752
42"W	**T54224SC**	$ 732	$ 763	$ 792
48"W	**T54824SC**	$ 828	$ 862	$ 897

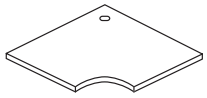

30"D Corner Worksurfaces w/Radial Leading Edge				
42"W	**T54230CR** (*De-emphasized*)	$ 948	$ 988	$ 1023
48"W	**T54830CR** (*De-emphasized*)	$ 1029	$ 1071	$ 1111

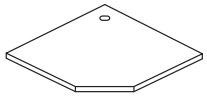

30"D Corner Worksurfaces w/Straight Leading Edge				
42"W	**T54230SC**	$ 904	$ 942	$ 979
48"W	**T54830SC**	$ 935	$ 974	$ 1012

60° Pie Worksurface				
24"D	**TN52424SD**	$ 643	$ 672	$ 691

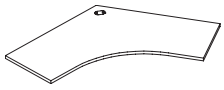

120° Corner Worksurface				
30"W x 24"D	**TT53024CB**	$ 964	$ 1004	$ 1040
36"W x 24"D	**TT53624CB**	$ 1072	$ 1116	$ 1158
42"W x 24"D	**TT54224CB**	$ 1154	$ 1200	$ 1245
48"W x 24"D	**TT54824CB**	$ 1278	$ 1328	$ 1378

Note: Add Suffix "N" to model number for no grommet, no upcharge.

Corner Worksurfaces with Radial Leading Edge

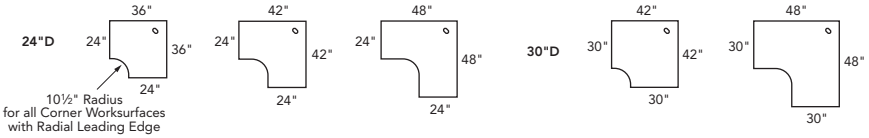

Corner Worksurfaces with Straight Leading Edge

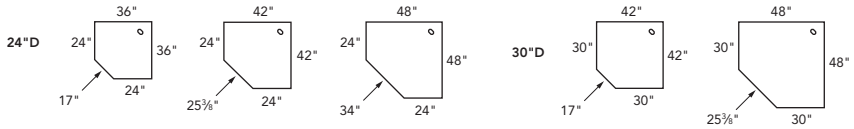

How to specify —	*1st Option:*	*2nd Option:*	*3rd Option:*	*4th Option:*
Select the Model Number from above.	**Laminate:** See page 36 for finishes.	**Edge Trim Color :** See page 36 for finishes.	**Grommet Type** *(if applicable)*: **P** Oval Plastic (will match edge trim) **M** Oval Metal (Add $12 per grommet) **S** Square Metal (Add $12 per grommet)	**Grommet Color (Metal only)** *(if applicable)*: **Oval:** **EL** Matte Silver **Square:** **EL** Matte Silver

Examples: **T53624CR.LT3B.E9.P** **TT53024CB.LT3B.E9.MEL**

Worksurfaces

Terrace® — Corner Cove

Laminate

GSA SIN 33721

For specification information see pages 98-103

Description	Laminate w/Flat Edge Model	Laminate w/Flat Edge L1 List Price	L2 List Price	L3 List Price
Corner Cove Worksurfaces – Extended Left				
60" x 36"-24"L / 24"R	**T5822EL**	$ 831	$ 867	$ 899
60" x 36"-24"L / 30"R	**T5832EL**	$ 870	$ 908	$ 940
60" x 48"-24"L / 24"R	**T5622EL**	$ 931	$ 971	$ 1005
60" x 48"-30"L / 24"R	**T5623EL**	$ 974	$ 1015	$ 1052
60" x 48"-24"L / 30"R	**T5632EL**	$ 974	$ 1015	$ 1052
60" x 48"-30"L / 30"R	**T5633EL**	$ 1010	$ 1052	$ 1091
72" x 36"-24"L / 24"R	**T5922EL**	$ 931	$ 971	$ 1005
72" x 36"-24"L / 30"R	**T5932EL**	$ 974	$ 1015	$ 1052
72" x 48"-24"L / 24"R	**T5722EL**	$ 1206	$ 1276	$ 1276
72" x 48"-30"L / 24"R	**T5723EL**	$ 1250	$ 1320	$ 1320
72" x 48"-24"L / 30"R	**T5732EL**	$ 1250	$ 1320	$ 1320
72" x 48"-30"L / 30"R	**T5733EL**	$ 1287	$ 1357	$ 1357
Corner Cove Worksurfaces – Extended Right				
36" x 60"-24"L / 24"R	**T5822ER**	$ 831	$ 867	$ 899
36" x 60"-30"L / 24"R	**T5832ER**	$ 870	$ 908	$ 940
48" x 60"-24"L / 24"R	**T5622ER**	$ 931	$ 971	$ 1005
48" x 60"-24"L / 30"R	**T5623ER**	$ 974	$ 1015	$ 1052
48" x 60"-30"L / 24"R	**T5632ER**	$ 974	$ 1015	$ 1052
48" x 60"-30"L / 30"R	**T5633ER**	$ 1010	$ 1052	$ 1091
36" x 72"-24"L / 24"R	**T5922ER**	$ 931	$ 971	$ 1005
36" x 72"-30"L / 24"R	**T5932ER**	$ 974	$ 1015	$ 1052
48" x 72"-24"L / 24"R	**T5722ER**	$ 1206	$ 1276	$ 1276
48" x 72"-24"L / 30"R	**T5723ER**	$ 1250	$ 1320	$ 1320
48" x 72"-30"L / 24"R	**T5732ER**	$ 1250	$ 1320	$ 1320
48" x 72"-30"L / 30"R	**T5733ER**	$ 1287	$ 1357	$ 1357

Note: Add Suffix "N" to model number for no grommet, no upcharge.

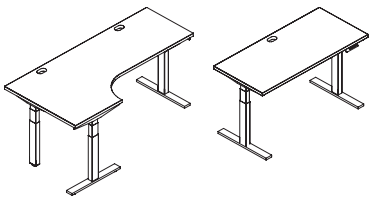

For Altitude® height-adjustable tables see the Seating, Collaboration, and Tables Price List.

Flat Edge

TERRACE

How to specify —	*1st Option:*	*2nd Option:*	*3rd Option:*	*4th Option:*
Select the Model Number from above. Prefix **T** Laminate w/Flat **8** Laminate w/T-Mold	**Laminate:** See page 36 for finishes.	**Edge Trim Color :** See page 36 for finishes.	**Grommet Type:** **P** Oval Plastic (will match edge trim) **M** Oval Metal (Add $12 per grommet) **S** Square Metal (Add $12 per grommet)	**Grommet Color (Metal only):** **Oval:** **EL** Matte Silver **Square:** **EL** Matte Silver

Examples: **T5822EL.LT3B.E9.P** **T5622EL.LT3B.E9.MEL**

Worksurfaces

Terrace® — Peninsula / P-Shaped / Jetty

For specification information see pages 98-103

Laminate

GSA SIN 33721

Support column ordered separately.

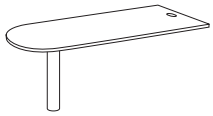

Description	Laminate w/Flat Edge Model	Laminate w/Flat Edge L1 List Price	L2 List Price	L3 List Price
Peninsula Worksurfaces				
30"W x 60"L	**T53060B**	**$ 1045**	**$ 1086**	**$ 1123**
30"W x 66"L	**T53066B**	**$ 1155**	**$ 1199**	**$ 1242**
30"W x 72"L	**T53072B**	**$ 1260**	**$ 1307**	**$ 1353**
36"W x 60"L	**T53660B**	**$ 1260**	**$ 1307**	**$ 1353**
36"W x 66"L	**T53666B**	**$ 1398**	**$ 1450**	**$ 1502**
36"W x 72"L	**T53672B**	**$ 1539**	**$ 1595**	**$ 1655**

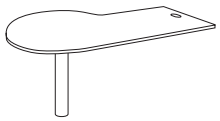

P-Shaped Worksurfaces w/42" Diameter End				
30"W x 72"L	**T53072PR**	**$ 1444**	**$ 1498**	**$ 1552**
30"W x 72"L (shown)	**T53072PL**	**$ 1444**	**$ 1498**	**$ 1552**

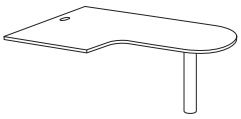

Jetty Worksurfaces – Left-Hand				
48"A x 66"B x 24"C x 30"D	**T54662JL**	**$ 1357**	**$ 1408**	**$ 1459**
48"A x 72"B x 24"C x 30"D	**T54722JL**	**$ 1387**	**$ 1438**	**$ 1490**
48"A x 66"B x 30"C x 30"D	**T54663JL**	**$ 1417**	**$ 1469**	**$ 1522**
48"A x 72"B x 30"C x 30"D	**T54723JL**	**$ 1443**	**$ 1497**	**$ 1551**

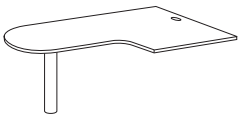

Jetty Worksurfaces – Right-Hand				
48"A x 66"B x 24"C x 30"D	**T54662JR**	**$ 1357**	**$ 1408**	**$ 1459**
48"A x 72"B x 24"C x 30"D	**T54722JR**	**$ 1387**	**$ 1438**	**$ 1490**
48"A x 66"B x 30"C x 30"D	**T54663JR**	**$ 1417**	**$ 1469**	**$ 1522**
48"A x 72"B x 30"C x 30"D	**T54723JR**	**$ 1443**	**$ 1497**	**$ 1551**

Note: Add Suffix "N" to model number for no grommet, no upcharge.

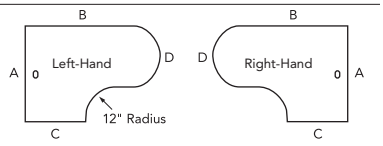

Top View

Flat Edge

How to specify —	*1st Option:*	*2nd Option:*	*3rd Option:*	*4th Option:*
Select the Model Number from above.	**Laminate:** See page 36 for finishes.	**Edge Trim Color :** See page 36 for finishes.	**Grommet Type:** **P** Oval Plastic (will match edge trim) **M** Oval Metal (Add $12 per grommet) **S** Square Metal (Add $12 per grommet)	**Grommet Color (Metal only):** **Oval:** **EL** Matte Silver **Square:** **EL** Matte Silver

Examples: **T53060B.LT3B.E9.P** **T54662JR.LT3B.EU.MEL**

Worksurfaces

Terrace® — D-Shaped / Quarter-Round

For specification information see pages 98-103

Laminate

GSA SIN 33721

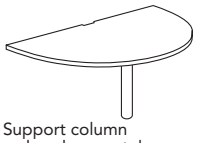

Support column ordered separately.

Description	Laminate w/Flat Edge Model	Laminate w/Flat Edge L1 List Price	L2 List Price	L3 List Price
D-Shaped Worksurfaces – Half Round for Terrace				
For 2 - 24"D	**TN524D**	**$ 1034**	**$ 1074**	**$ 1110**
For 2 - 30"D	**TN530D**	**$ 1203**	**$ 1248**	**$ 1292**

Woodgrain Grain Direction

Quarter-Round Worksurfaces				
24"D x 24"D	**TN52424Q**	**$ 536**	**$ 558**	**$ 578**
30"D x 30"D	**TN53030Q**	**$ 676**	**$ 706**	**$ 726**

Note: Add Suffix "N" to model number for no grommet, no upcharge.

Flat Edge

How to specify —	*1st Option:*	*2nd Option:*
Select the Model Number from above.	**Laminate:** See page 36 for finishes.	**Edge Trim Color:** See page 36 for finishes.

T N 5 _____ . _____ . ___

Examples: **TN524D.LT3B.E9** **TN52424Q.LT3B.E9**

Worksurfaces

Terrace® — Countertops and Raised Kits

For specification information see pages 98-103

Laminate

GSA SIN 33721

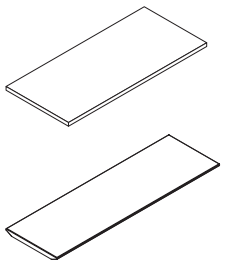

Description	Laminate w/Flat Edge Model	Laminate w/Flat Edge L1 List Price	L2 List Price	L3 List Price
15"D Straight Countertops (order Raised Kit below)				
24"W	**Y51524S**	$ 344	$ 361	$ 374
30"W	**Y51530S**	$ 381	$ 399	$ 413
36"W	**Y51536S**	$ 428	$ 447	$ 463
42"W	**Y51542S**	$ 444	$ 463	$ 480
48"W	**Y51548S**	$ 469	$ 489	$ 507
54"W	**Y51554S**	$ 532	$ 554	$ 573
60"W	**Y51560S**	$ 593	$ 617	$ 638
66"W	**Y51566S**	$ 614	$ 642	$ 660
72"W	**Y51572S**	$ 639	$ 668	$ 686

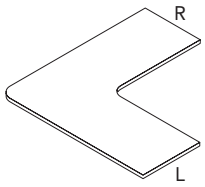

15"D Corner Countertops (order Raised Kit below)				
24"W x 24"W	**Y52424C**	$ 671	$ 701	$ 721
30"W x 30"W	**Y53030C**	$ 780	$ 813	$ 837
36"W x 36"W	**Y53636C**	$ 866	$ 901	$ 930

Note: V For a straight countertop, when used with "H" in-line high-low trim kit on one side. No upcharge.
Example: **Y51530SV**

RV For a corner countertop, when used with "H" in-line high-low trim kit on the right side. No upcharge.
Example: **Y52424CRV**

LV For a corner countertop, when used with "H" in-line high-low trim kit on the left side. No upcharge.
Example: **Y53636CLV**

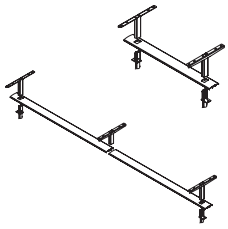

Raised Straight Countertop Kits (order Countertop above)									
24"W	**TK851524PF**	**TK851524P**	$ 144	$ 166	$ 185	$ 174	$ 198	$ 219
30"W	**TK851530PF**	**TK851530P**	$ 153	$ 175	$ 194	$ 182	$ 206	$ 227
36"W	**TK851536PF**	**TK851536P**	$ 160	$ 182	$ 201	$ 191	$ 215	$ 236
42"W	**TK851542PF**	**TK851542P**	$ 167	$ 189	$ 208	$ 200	$ 224	$ 245
48"W	**TK851548PF**	**TK851548P**	$ 176	$ 198	$ 217	$ 210	$ 234	$ 255
54"W	**TK851554PF**	**TK851554P**	$ 192	$ 214	$ 233	$ 231	$ 255	$ 276
60"W	**TK851560PF**	**TK851560P**	$ 208	$ 230	$ 249	$ 251	$ 275	$ 296
66"W	**TK851566PF**	**TK851566P**	$ 227	$ 249	$ 268	$ 268	$ 292	$ 313
72"W	**TK851572PF**	**TK851572P**	$ 244	$ 266	$ 285	$ 289	$ 313	$ 334

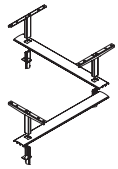

Raised Corner Countertop Kits (order Countertop above)								
24"W	**TK851524CP**	N/A	N/A	N/A	$ 223	$ 247	$ 268
30"W	**TK851530CP**	N/A	N/A	N/A	$ 231	$ 255	$ 276
36"W	**TK851536CP**	N/A	N/A	N/A	$ 240	$ 264	$ 285

How to specify —	*1st Option:*	*1st Option:*	*2nd Option:*
Select the Model Number from above.	**Paint (Countertop Kit Supports)** *(if applicable)*: P1 P2 P3 See page 36 for finishes.	**Laminate or Veneer Type and Finish** *(if applicable)*: See page 36 for finishes. Veneer **S** prefix for Stratawood	**Edge Trim Color** *(if applicable)*: See page 36 for finishes.
_____ . P ___		_____	

Examples: **T53030C.TM20.EN** **TK851524P.P02**

Worksurfaces

Terrace® — Countertop Kits

For specification information see pages 98-103

Laminate

GSA SIN 33721

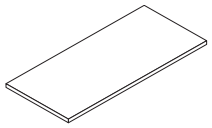

Description	Flat Top Trim w/Flat Edge Model	Radius Top Trim w/Flat Edge Model	Laminate w/Flat Edge L1 List Price	L2 List Price	L3 List Price
15"D Straight Countertops (includes brackets, top trim, and hardware)					
24"W	**TN51524SF**	**TN51524S**	$ 344	$ 361	$ 374
30"W	**TN51530SF**	**TN51530S**	$ 381	$ 399	$ 413
36"W	**TN51536SF**	**TN51536S**	$ 428	$ 447	$ 463
42"W	**TN51542SF**	**TN51542S**	$ 444	$ 463	$ 480
48"W	**TN51548SF**	**TN51548S**	$ 469	$ 489	$ 507
54"W	**TN51554SF**	**TN51554S**	$ 532	$ 554	$ 573
60"W	**TN51560SF**	**TN51560S**	$ 593	$ 617	$ 638
66"W	**TN51566SF**	**TN51566S**	$ 614	$ 642	$ 660
72"W	**TN51572SF**	**TN51572S**	$ 639	$ 668	$ 686

15"D Corner Countertops (includes brackets, top trim, and hardware)					
24"W x 24"W	**TN52424CF**	**TN52424C**	$ 671	$ 701	$ 721
30"W x 30"W	**TN53030CF**	**TN53030C**	$ 780	$ 813	$ 837
36"W x 36"W	**TN53636CF**	**TN53636C**	$ 866	$ 901	$ 930

TERRACE

How to specify —	*1st Option:*	*2nd Option:*	*3rd Option:*
Select the Model Number from above. **Suffix** **F** Flat Top Trim **S, C,** or **B** Radius Top Trim	**Laminate or Veneer Type and Finish:** See page 36 for finishes.	**Edge Trim Color** *(if applicable)*: See page 36 for finishes.	**Top Trim Color Paint:** P1 P2 P3 See page 36 for finishes.
T N _ _ _ _ _ _ _ _ _ _ . _ _ _ _ _ .			

Example: **TN51572S.LT3B.E9.PR2**

ORDERING

The 9120 Program can be used to order particle board rectangular worksurfaces in any non-standard width and depth in ⅛" increments up to a maximum of 120" W x 36" D.

Specify:

1. **Model Number** (see page 122)
   Specify closest nominal width/depth model (round up).
2. **Grommet Option** (if desired)
   See grommet specification instructions on this page.
3. **Grommet Type:**
   P Plastic
   M Metal (add $12 per grommet for laminate)
4. **Grommet Color:**
   (Metal only)
   EL Matte Silver
   Note: Plastic grommet will match flat edge.
5. **Laminate and Veneer Choices**
   See page 36.
6. **Flat Edge Color Choices**
   See edge colors page 36 for laminates.
7. **Exact Size**
   Specify the **exact width** and **exact depth** you require.
   Width and depth is specified in ⅛" increments which is denoted as a single digit following the whole number dimension at the end of the model number string.

⅛"	= 1	⅝"	= 5
¼"	= 2	¾"	= 6
⅜"	= 3	⅞"	= 7
½"	= 4	no extra increment	= 0

For example, when ordering a worksurface that is 34⅜"W x 20½"D, specification should be 345Wx204D.
Example: **9120R3624.G0.TM33.EU.345Wx204D**.

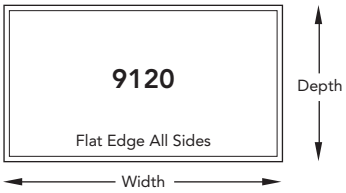

PRODUCT SPECIFICATIONS

- Flat edge on all sides
- 45 lb. particle board
- 1⅛" top thickness
- .020 resin impregnated paper backer sheet
- Grommets available
- Maximum width 120" (maximum recommended unsupported span is 42")
- Maximum depth 36"
- Standard Allsteel laminates and veneers
- Quantities of 10 or greater are palletized; less than 10 are individually cartoned.

Note: 9120 worksurface maximum unsupported span is 42". 9120 worksurfaces do not have pre-drilled pilot holes or threaded metal inserts.

When spanning multiple freestanding storage units with one worksurface, add ⅛" for each additional storage unit. For example, when ordering a worksurface for three 30"W lateral files. 3 units x 30" = 90" + ⅛" + ⅛" = 90¼" worksurface. Do NOT follow this rule if panel wrapping storage units.

CHANGES / CANCELLATIONS

No changes/cancellations for 9120 Program worksurfaces.

GROMMET SPECIFICATIONS

Plastic grommets are made of durable ABS plastic and grommets match edge color on laminate worksurfaces. Metal grommets are only available Matte Silver oval for laminate and square for veneer.

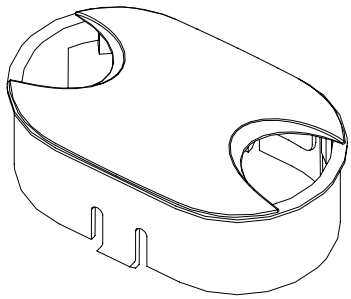

PRICING

See page 122 for laminate and veneer 9120 worksurface pricing.

One Grommet — GC, GL, or GR Position..... $19.00
Two Grommets — G3 or G4 Position..... $38.00
Note: Add $12 per grommet for metal grommets with laminate.

ORDERING

Specify grommet location and color.
Example: **9120R10836.GCP.TM33.EU.1022Wx326D**

Code Grommet Position

GC	Centered side-to-side – 3⅛" from rear to grommet edge; 4½" from rear to grommet center
GL	6⁵⁄₁₆" from left side to grommet edge – 3⅛" from rear to grommet edge; 4½" from rear to grommet center
GR	6⁵⁄₁₆" from right side to grommet edge – 3⅛" from rear to grommet edge; 4½" from rear to grommet center
G3	Pair of grommets each 18" from side edge – 3⅛" from rear to grommet edge; 4½" from rear to grommet center (Position G3 not available on tops 60"W or less.)
G4	Pair of grommets each 6⁵⁄₁₆" from side edge to grommet edge – 3⅛" from rear to grommet edge; 4½" from rear to grommet center
G0	No grommets

Dimensions are from grommet center line to top edge.

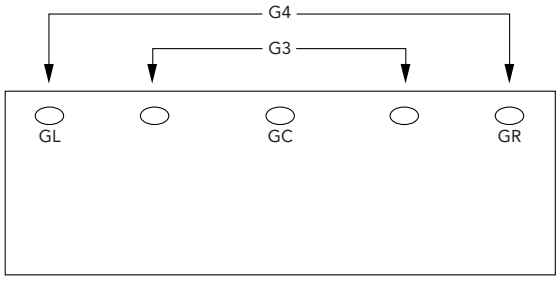

Rectangular Top

Grommet positions other than those shown above are considered non-standard.

Worksurfaces

For specification information see page 121.

Laminate and Veneer Worksurfaces / Non-Standard Sizes

GSA SIN 33721

***Model Number — Add "R" for laminate or "V" for veneer**

Maximum	Model Number*	Width		Depth		Laminate List Price			Veneer List Price		
		MIN	MAX	MIN	MAX	L1	L2	L3	V1	V3	V5
18"D											
18"W	**9120␣1818**	180W	180W	121D	180D	$ 454	$ 474	$ 490	$ 1111	$ 1247	$ 1337
24"W	**9120␣2418**	181W	240W	121D	180D	$ 474	$ 494	$ 512	$ 1184	$ 1328	$ 1424
30"W	**9120␣3018**	241W	300W	121D	180D	$ 519	$ 540	$ 558	$ 1252	$ 1405	$ 1506
36"W	**9120␣3618**	301W	360W	121D	180D	$ 539	$ 561	$ 581	$ 1299	$ 1458	$ 1563
42"W	**9120␣4218**	361W	420W	121D	180D	$ 624	$ 648	$ 669	$ 1378	$ 1546	$ 1658
48"W	**9120␣4818**	421W	480W	121D	180D	$ 688	$ 718	$ 739	$ 1450	$ 1627	$ 1745
60"W	**9120␣6018**	481W	600W	121D	180D	$ 898	$ 933	$ 961	$ 1649	$ 1850	$ 1984
72"W	**9120␣7218**	601W	720W	121D	180D	$ 1086	$ 1126	$ 1162	$ 1796	$ 2016	$ 2161
84"W	**9120␣8418**	721W	840W	121D	180D	$ 1420	$ 1470	$ 1522	$ 1933	$ 2169	$ 2326
96"W	**9120␣9618**	841W	960W	121D	180D	$ 1468	$ 1520	$ 1572	$ 2089	$ 2343	$ 2514
108"W	**9120␣10818**	961W	1080W	121D	180D	$ 1679	$ 1737	$ 1798	$ 2111	$ 2369	$ 2540
120"W	**9120␣12018**	1081W	1200W	121D	180D	$ 1822	$ 1890	$ 1958	$ 2256	$ 2531	$ 2714
24"D											
24"W	**9120␣2424**	181W	240W	181D	240D	$ 515	$ 536	$ 556	$ 1162	$ 1304	$ 1398
30"W	**9120␣3024**	241W	300W	181D	240D	$ 563	$ 585	$ 605	$ 1218	$ 1367	$ 1466
36"W	**9120␣3624**	301W	360W	181D	240D	$ 587	$ 611	$ 631	$ 1285	$ 1442	$ 1546
42"W	**9120␣4224**	361W	420W	181D	240D	$ 674	$ 703	$ 721	$ 1355	$ 1520	$ 1630
48"W	**9120␣4824**	421W	480W	181D	240D	$ 728	$ 759	$ 782	$ 1490	$ 1671	$ 1792
60"W	**9120␣6024**	481W	600W	181D	240D	$ 942	$ 978	$ 1010	$ 1703	$ 1911	$ 2049
72"W	**9120␣7224**	601W	720W	181D	240D	$ 1128	$ 1170	$ 1207	$ 1919	$ 2153	$ 2309
84"W	**9120␣8424**	721W	840W	181D	240D	$ 1468	$ 1520	$ 1572	$ 2089	$ 2343	$ 2514
96"W	**9120␣9624**	841W	960W	181D	240D	$ 1444	$ 1498	$ 1552	$ 2260	$ 2535	$ 2719
108"W	**9120␣10824**	961W	1080W	181D	240D	$ 1728	$ 1788	$ 1851	$ 2432	$ 2729	$ 2926
120"W	**9120␣12024**	1081W	1200W	181D	240D	$ 1864	$ 1933	$ 2004	$ 2493	$ 2797	$ 2999
30"D											
30"W	**9120␣3030**	241W	300W	241D	300D	$ 619	$ 647	$ 665	$ 1218	$ 1367	$ 1466
36"W	**9120␣3630**	301W	360W	241D	300D	$ 651	$ 680	$ 699	$ 1396	$ 1567	$ 1680
42"W	**9120␣4230**	361W	420W	241D	300D	$ 694	$ 724	$ 745	$ 1505	$ 1689	$ 1811
48"W	**9120␣4830**	421W	480W	241D	300D	$ 751	$ 783	$ 807	$ 1642	$ 1842	$ 1976
60"W	**9120␣6030**	481W	600W	241D	300D	$ 986	$ 1024	$ 1056	$ 1911	$ 2144	$ 2300
72"W	**9120␣7230**	601W	720W	241D	300D	$ 1127	$ 1170	$ 1210	$ 2166	$ 2430	$ 2606
84"W	**9120␣8430**	721W	840W	241D	300D	$ 1711	$ 1774	$ 1838	$ 2306	$ 2588	$ 2774
96"W	**9120␣9630**	841W	960W	241D	300D	$ 1752	$ 1816	$ 1882	$ 2455	$ 2754	$ 2954
108"W	**9120␣10830**	961W	1080W	241D	300D	$ 1973	$ 2045	$ 2121	$ 2611	$ 2929	$ 3141
120"W	**9120␣12030**	1081W	1200W	241D	300D	$ 2199	$ 2281	$ 2363	$ 2887	$ 3238	$ 3473
36"D											
36"W	**9120␣3636**	301W	360W	301D	360D	$ 884	$ 919	$ 949	$ 2017	$ 2263	$ 2426
42"W	**9120␣4236**	361W	420W	301D	360D	$ 1004	$ 1044	$ 1078	$ 2154	$ 2416	$ 2592
48"W	**9120␣4836**	421W	480W	301D	360D	$ 1129	$ 1172	$ 1212	$ 2302	$ 2583	$ 2769
60"W	**9120␣6036**	481W	600W	301D	360D	$ 1454	$ 1505	$ 1557	$ 2308	$ 2590	$ 2777
72"W	**9120␣7236**	601W	720W	301D	360D	$ 1712	$ 1772	$ 1833	$ 2448	$ 2746	$ 2946
84"W	**9120␣8436**	721W	840W	301D	360D	$ 2072	$ 2144	$ 2220	$ 2495	$ 2800	$ 3001
96"W	**9120␣9636**	841W	960W	301D	360D	$ 2124	$ 2199	$ 2274	$ 2717	$ 3048	$ 3269
108"W	**9120␣10836**	961W	1080W	301D	360D	$ 2355	$ 2438	$ 2524	$ 2951	$ 3310	$ 3550
120"W	**9120␣12036**	1081W	1200W	301D	360D	$ 2464	$ 2555	$ 2649	$ 3189	$ 3578	$ 3837

Worksurfaces

Terrace® — Quarter-Round

Veneer

GSA SIN 33721

For specification information see pages 98-103



Stratawood Veneer Grain Direction

Description	Veneer "V" Model	Veneer "V" V1 List Price
Quarter-Round Worksurfaces		
24"D x 24"D	**TNV52424Q**	**$ 1029**
30"D x 30"D	**TNV53030Q**	**$ 1283**

Note: Add Suffix "N" to model number for no grommet, no upcharge.

Veneer Edge

TERRACE

How to specify —

Select the Model Number from above.

1st Option:

Veneer Type and Finish:

See page 36 for finishes.

S prefix for Stratawood

T .

Example: **TNV52424Q.SC777**

Worksurfaces

Terrace® — Worksurface Supports

For specification information see pages 98-103

GSA SIN 33721

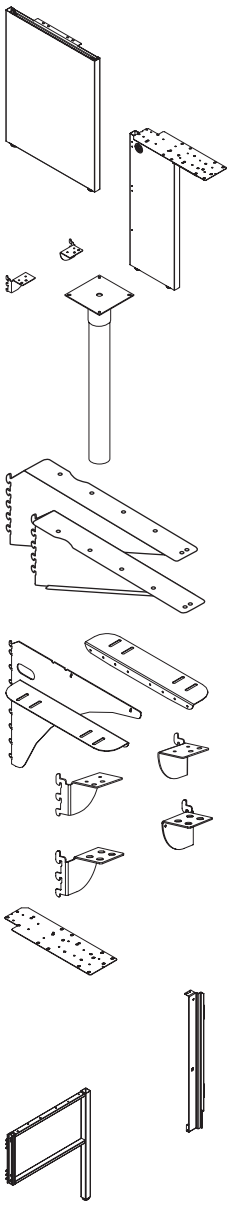

Description	Model	P1 Paint List Price	P2 Paint List Price	P3 Paint List Price
End-Panel Supports				
11"D x 29½"H — Left – Panel-Mount	TKEP1129PL	$ 277	$ 317	$ 357
11"D x 29½"H — Right – Panel-Mount	TKEP1129PR	$ 277	$ 317	$ 357
24"D x 29½"H — Left – Panel-Mount	TKEP2429PL	$ 296	$ 336	$ 376
24"D x 29½"H — Right – Panel-Mount	TKEP2429PR	$ 296	$ 336	$ 376
30"D x 29½"H — Left – Panel-Mount	TKEP3029PL	$ 324	$ 364	$ 404
30"D x 29½"H — Right – Panel-Mount	TKEP3029PR	$ 324	$ 364	$ 404
Support Legs				
24"D x 29½"H — Panel-Mount	TKSL2429P	$ 261	$ 301	$ 341
30"D x 29½"H — Panel-Mount	TKSL3029P	$ 285	$ 325	$ 365
Support Columns				
29½"H / 3"Diameter	TT629SC S	$ 249	$ 289	$ 329
Cantilever Bracket — Terrace				
12"D Left-Hand	T6CB12L S	$ 69	$ 85	$ 97
12"D Right-Hand	T6CB12R S	$ 69	$ 85	$ 97
18"D Left-Hand	T6CB18L S	$ 74	$ 90	$ 102
18"D Right-Hand	T6CB18R S	$ 74	$ 90	$ 102
24" or 30"D Left-Hand	T6CB24L S	$ 81	$ 97	$ 109
24" or 30"D Right-Hand	T6CB24R S	$ 81	$ 97	$ 109
Cantilever Bracket — non-handed (Core P1 paint colors only)				
24" or 30"D	T624CB S	$ 221	N/A	N/A
Worksurface Bracket Kit				
One pair	T6BK S	$ 70	$ 85	$ 96
Worksurface Storage Bracket Kit (no color option — black only)				
One Pair	T6SB S	$ 95	N/A	N/A
Flat Brackets (no color option)				
For 12"D	T612FB S	$ 67	N/A	N/A
For 24"D	T624FB S	$ 77	N/A	N/A
For 30"D	T630FB S	$ 88	N/A	N/A
Pedestal-to-Panel Bracket				
Left	TKPPBL S	$ 117	$ 133	$ 145
Right	TKPPBR S	$ 117	$ 133	$ 145
Open End Panel Supports				
12"D x 29½"H Panel-Mount	AYBHEP1229	$ 273	$ 313	$ 353
18"D x 29½"H Panel-Mount	AYBHEP1829	$ 278	$ 318	$ 358
24"D x 29½"H Panel-Mount	AYBHEP2429	$ 288	$ 328	$ 368
30"D x 29½"H Panel-Mount	AYBHEP3029	$ 310	$ 350	$ 390

How to specify —

Select the Model Number from above.

1st Option:

Paint:

P1 P2 P3

See page 36 for finishes.

. P

Example: **TKEP1129PL.P02**

S *Shippable by small-package carrier.*

TERRACE

Cadence® Freestanding

For specification information see pages 104-112.

GSA SIN 33721

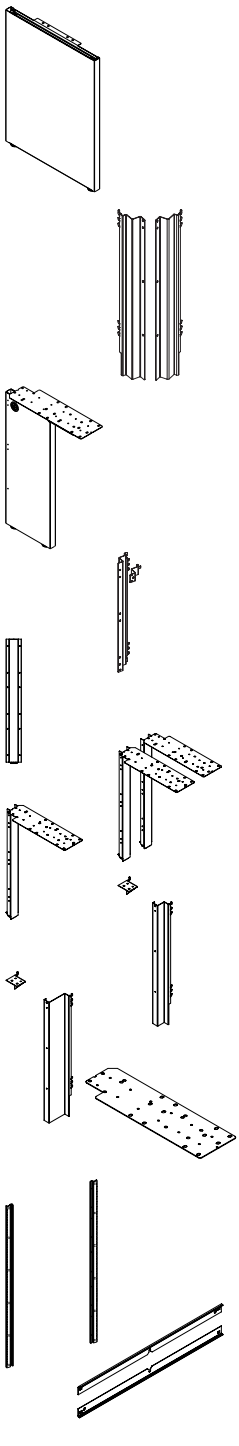

Description	Model	P1 Paint List Price	P2 Paint List Price	P3 Paint List Price
End-Panel Supports				
11"D x 29½"H — Freestanding	CEP1129F	$ 268	$ 308	$ 348
24"D x 29½"H — Freestanding	CEP2429F	$ 288	$ 328	$ 368
30"D x 29½"H — Freestanding	CEP3029F	$ 319	$ 359	$ 399
11"D x 29½"H — Left – Panel-Mount	TKEP1129PL	$ 277	$ 317	$ 357
11"D x 29½"H — Right – Panel-Mount	TKEP1129PR	$ 277	$ 317	$ 357
24"D x 29½"H — Left – Panel-Mount	TKEP2429PL	$ 296	$ 336	$ 376
24"D x 29½"H — Right – Panel-Mount	TKEP2429PR	$ 296	$ 336	$ 376
30"D x 29½"H — Left – Panel-Mount	TKEP3029PL	$ 324	$ 364	$ 404
30"D x 29½"H — Right – Panel-Mount	TKEP3029PR	$ 324	$ 364	$ 404
End-Panel Bracket Kits for Terrace				
29½"H Bracket Kit — Left	TKEB29L	$ 56	$ 72	$ 84
29½"H Bracket Kit — Right	TKEB29R	$ 56	$ 72	$ 84
Support Legs				
24"D x 29½"H — Freestanding	CSL2429F S	$ 249	$ 289	$ 329
30"D x 29½"H — Freestanding	CSL3029F S	$ 276	$ 316	$ 356
24"D x 29½"H — Panel-Mount	TKSL2429P	$ 261	$ 301	$ 341
30"D x 29½"H — Panel-Mount	TKSL3029P	$ 285	$ 325	$ 365
Support Leg Bracket for Terrace				
29½"H	TKSB29	$ 56	$ 72	$ 84
Corner Desk Leg				
29½"H	CDL29 S	$ 229	$ 253	$ 274
Bridge Kit				
29½"H	CBK29 S	$ 240	$ 256	$ 268
Return Kit				
29½"H	CRK29 S	$ 123	$ 135	$ 144
Desk-to-Panel Attachment Kits for Terrace				
29½"H – Left-Hand	TKDPA29L	$ 111	$ 127	$ 139
29½"H – Right-Hand	TKDPA29R	$ 111	$ 127	$ 139
Corner w/Desk Panel Attachment Kit for Terrace				
29½"H – Left-Hand	TKCWD29L	$ 111	$ 127	$ 139
29½"H – Right-Hand	TKCWD29R	$ 111	$ 127	$ 139
Flat Brackets				
24"D	831124 S	$ 76	N/A	N/A
30"D	831130 S	$ 83	N/A	N/A
Terrace Wall Track Kit — End/Shared				
65"H — Pair of Ends	TK365YEB S	$ 342	$ 389	$ 438
65"H — Middle Unit	TK365YM S	$ 178	$ 206	$ 231
Terrace Wall Track Tile Attachment Kits — Top and Bottom				
24"W	Y324YS S	$ 253	N/A	N/A
30"W	Y330YS S	$ 260	N/A	N/A
36"W	Y336YS S	$ 278	N/A	N/A
42"W	Y342YS S	$ 316	N/A	N/A
48"W	Y348YS S	$ 348	N/A	N/A
60"W	Y360YS S	$ 387	N/A	N/A

Note: Flint only.

How to specify —

Select the Model Number from above.

1st Option:

Paint:

P1 P2 P3

See page 36 for finishes.

. P

Examples: **CEP1129F.P02** **Y324YS.P02**

S *Shippable by small-package carrier.*

Cadence® Freestanding

For specification information see pages 104-112.

GSA SIN 33721

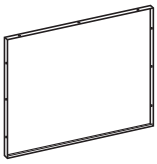

Description	Model	P1 Paint List Price	P2 Paint List Price	P3 Paint List Price
Modesty Panels				
29½"H x 24"W	CS249 S	$ 260	$ 284	$ 305
29½"H x 30"W	CS309 S	$ 268	$ 292	$ 313
29½"H x 36"W	CS369 S	$ 274	$ 298	$ 319
29½"H x 42"W	CS429 S	$ 280	$ 304	$ 325
29½"H x 48"W	CS489 S	$ 285	$ 309	$ 330
29½"H x 54"W	CS549 S	$ 288	$ 312	$ 333
29½"H x 60"W	CS609	$ 293	$ 317	$ 338
29½"H x 66"W	CS669	$ 298	$ 322	$ 343
29½"H x 72"W	CS729	$ 309	$ 333	$ 354

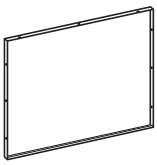

Stand-alone Corner Modesty Panels				
29½"H x 36"W	CSCMP3629 S	$ 274	$ 298	$ 319
29½"H x 42"W	CSCMP4229 S	$ 280	$ 304	$ 325
29½"H x 48"W	CSCMP4829 S	$ 285	$ 309	$ 330
29½"H x 60"W	CSCMP6029	$ 293	$ 317	$ 338
29½"H x 72"W	CSCMP7229	$ 309	$ 333	$ 354

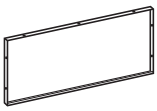

Modesty Panels				
14"H x 24"W	CS244 S	$ 245	$ 269	$ 290
14"H x 30"W	CS304 S	$ 250	$ 274	$ 295
14"H x 36"W	CS364 S	$ 257	$ 281	$ 302
14"H x 42"W	CS424 S	$ 264	$ 288	$ 309
14"H x 48"W	CS484 S	$ 273	$ 297	$ 318
14"H x 54"W	CS544 S	$ 276	$ 300	$ 321
14"H x 60"W	CS604	$ 285	$ 309	$ 330
14"H x 66"W	CS664	$ 288	$ 312	$ 333
14"H x 72"W	CS724	$ 293	$ 317	$ 338

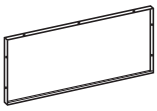

Stand-alone Corner Modesty Panels				
14"H x 36"W	CSCMP3614 S	$ 257	$ 281	$ 302
14"H x 42"W	CSCMP4214 S	$ 264	$ 288	$ 309
14"H x 48"W	CSCMP4814 S	$ 273	$ 297	$ 318
14"H x 60"W	CSCMP6014	$ 285	$ 309	$ 330
14"H x 72"W	CSCMP7214	$ 293	$ 317	$ 338

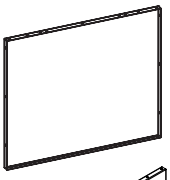

Pedestal-to-Pedestal Modesty Panel				
27"H x 30"W to create a 60"W Desk	TKMP60	$ 251	$ 275	$ 296
27"H x 36"W to create a 66"W Desk	TKMP66	$ 253	$ 277	$ 298
27"H x 42"W to create a 72"W Desk	TKMP72	$ 262	$ 286	$ 307

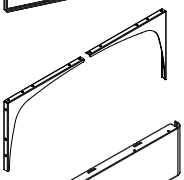

Gussets				
One pair	CDG S	$ 187	$ 211	$ 232

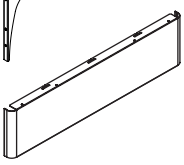

Modesty Panels				
41"W for 60"L Peninsula	PMP41 S	$ 360	$ 360	$ 360
47"W for 66"L Peninsula, 72"L P-Shape, or 66"L Jetty	PMP47 S	$ 367	$ 367	$ 367
53"W for 72"L Peninsula, Jetty, or Boomerang	PMP53 S	$ 379	$ 379	$ 379

How to specify —

Select the Model Number from above.

1st Option:

Paint:

P1 P2 P3

See page 36 for finishes.

. P

Examples: **TKMP60.P4J** **CS244.P28**

S *Shippable by small-package carrier.*

Metal Overheads & Shelves

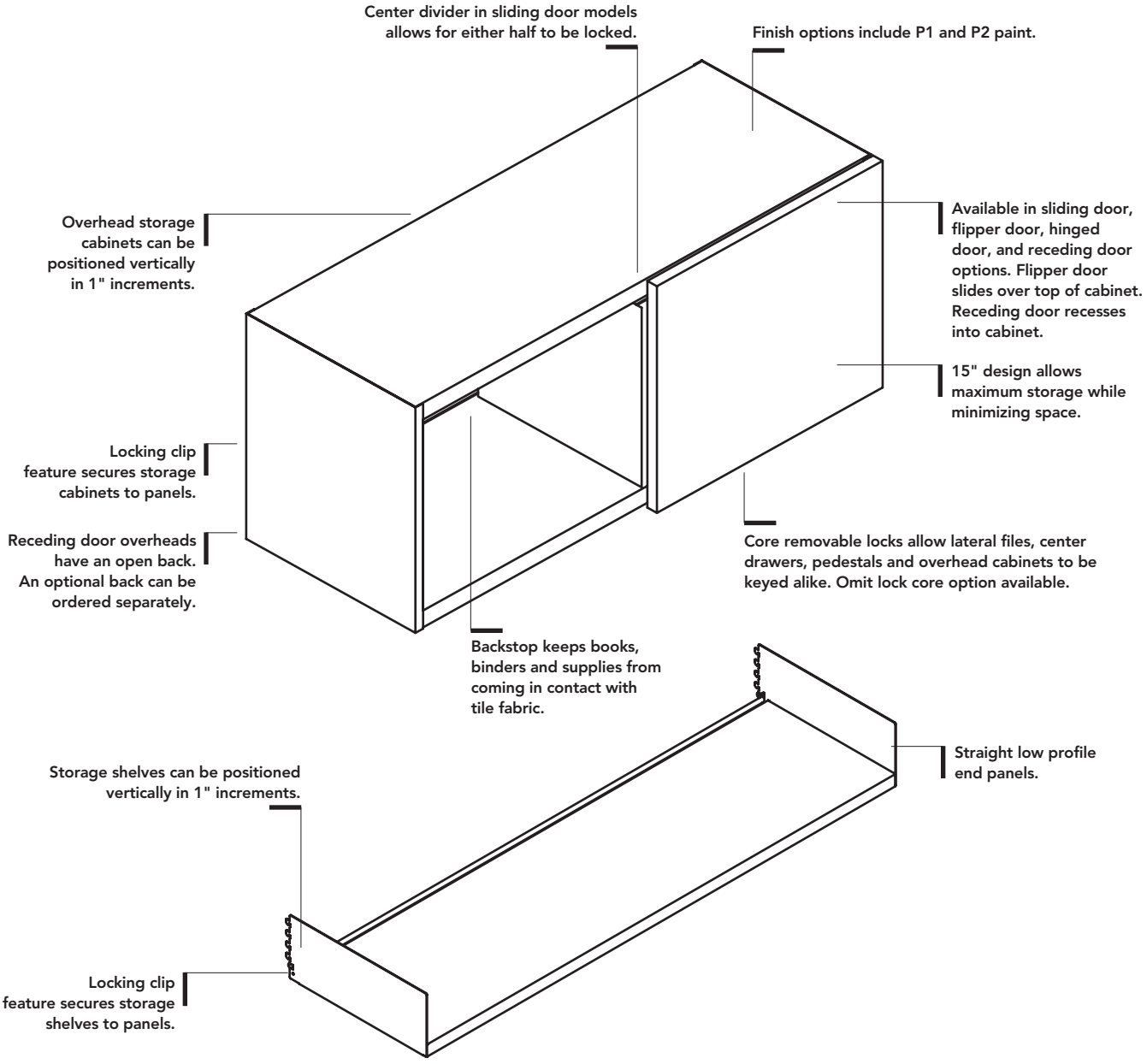

Product dimensions

Overhead Storage Cabinet	
Width	24", 30", 36", 42", 48", 60"
Inside width	Flipper or 24"-36"W Hinged door — ⅜" less than width 42"-48"W Hinged or Sliding door — two compartments that are half of ⅜" less than width
Depth	14¼" RTA models 12"
Inside depth	12⅞" Receding door 12⅛" RTA models 11⅝"
Height	15"
Inside height	12¾" Receding door 11⅝" RTA models 12¾"
Open Shelf	
Width	24", 30", 36", 42", 48", 60"
Depth	12⅞" RTA models 11½"
Height	4⅝" RTA models 5⅝"

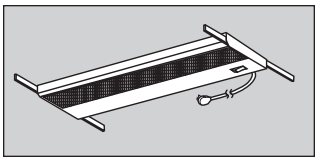

- **Task lights** can be mounted beneath storage shelves and overhead storage cabinets.
- Additional panel hung and freestanding lighting options are available.

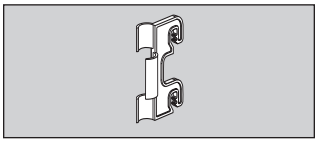

- **Cord retainer clips** fasten into panel slots to anchor power cords.
- Available in black only.
- Clips are provided with under-shelf mounted task lights. Additional clips can be purchased separately.

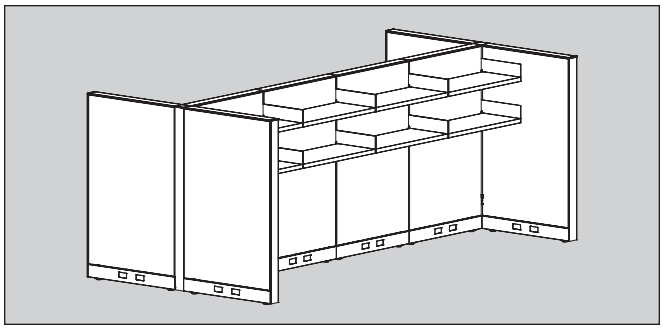

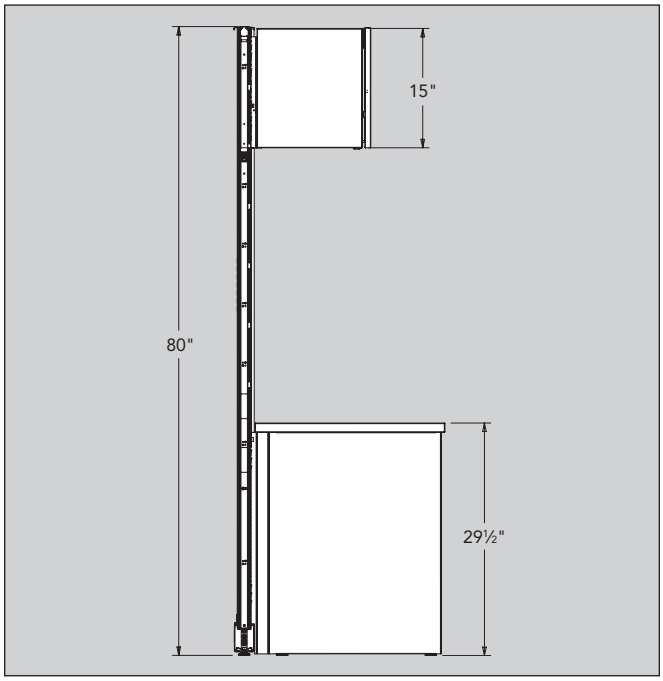

Specification Guidelines

- In a panel run, only two overhead storage cabinets or open storage shelves are recommended per panel side.
- Do not suspend more than one overhead storage unit per side from panels in a panel run which is mounted, at one or both ends, with an off-module connector kit.
- Overhead storage cabinets and open storage shelves can be mounted on Terrace structural and stacking panels to a maximum height of 80"H.
- When mounting an overhead on a 57½"H base panel frame, select the option for Z57 bracket.
- For all other base panel frame and base panel frames with stacking frames the YZ bracket should be selected.
- Base panel frames with stacking frames that have an overall height of 57½" also use the YZ bracket.

When overhead storage units are suspended from stacking frames, the following guidelines should be adhered to:

- Stacking frames should be added to all the parent run panels, and to, at least the first panel of each return-panel run. Stacking panels added to return panel must match the parent run configuration.
- A maximum of two overhead storage units should be suspended from each side of stacking frames on any given panel.
- With Terrace, a full height panel end cover is required for adequate stability when using overhead storage on the end of a run, or on a return panel.

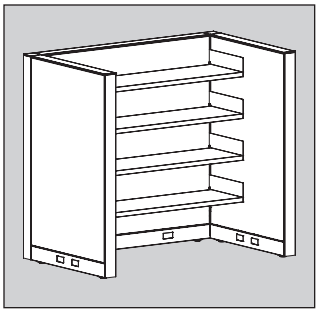

- No limitation to the number of units on structural frames when run is supported with return panels on each side of storage shelves or overhead storage cabinets.

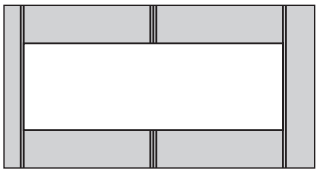

- **Storage shelf, receding door overhead, RTA overhead, and RTA shelf width** must correspond with width of panel(s).
- It is possible to span two panels when combined panel width equals cabinet or shelf width.

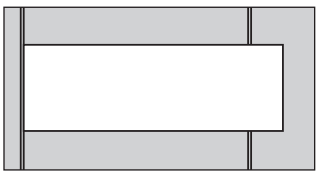

- **Terrace assembled metal overhead cabinets** can be mounted on a panel equal to or up to 18" narrower than cabinet using provided panel attachment brackets.

Metal Overheads & Shelves

GSA Reference Page

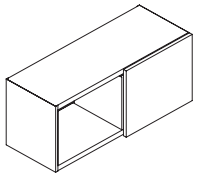

Sliding Door Overhead

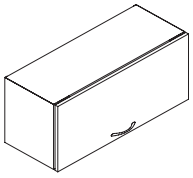

Flipper Door Overhead

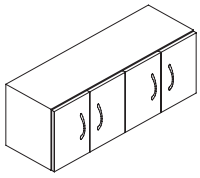

Hinged Door Overhead

Overhead Storage Cabinet (page 131)

- Steel cabinet with backstop.
- Available with sliding, hinged, or flipper door(s).
- Easy-Assist flipper door optional — requires minimal assistance in opening and closing. Not available on 60"W cabinets, specify 2–30"W cabinets with Easy-Assist.
- Self-engaging safety latch to secure cabinet to panel.
- Width can correspond with width of panel, or 2 panels joined without a connector.
- Arch or square pull optional on flipper and hinged doors.
- 60"W flipper door cabinet has 2–30"W doors with 2 independent locks.
- 24"-36"W hinged door cabinets have 1 lock and 2 optional pulls, 42"-48"W have 2 locks and 4 optional pulls.
- Accommodates recessed task lighting (specified separately).
- For locking specifications, see pages 402-404.
- Cabinets are 14¼"D x 15"H.
- 15"H cabinets can also be mounted on a panel equal to or up to 18"narrower than cabinet using provided panel attachment brackets.
- Sliding doors have a built in pull.
- Sliding, hinged, and flipper door overhead weight limits:

24"W	59 lbs.	42"W	105 lbs.
30"W	74 lbs.	48"W	121 lbs.
36"W	90 lbs.	60"W	152 lbs.

- When mounting an overhead on a 57½"H base panel frame, select the option for Z57 bracket. For all other base panel frame and base panel frames with stacking frames the YZ bracket should be selected. Base panel frames with stacking frames that have an overall height of 57½"H also use the YZ bracket.

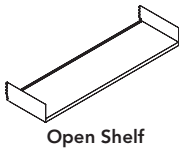

Open Shelf

Open Shelf (page 131)

- Metal shelf with back stop.
- Locking clips (2) standard.
- Will accommodate recessed task lighting — ordered separately.
- Weight Limits:

24"W	61 lbs.	42"W	108 lbs.
30"W	77 lbs.	48"W	124 lbs.
36"W	93 lbs.	60"W	155 lbs.

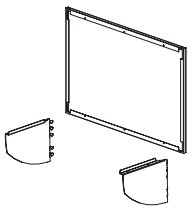

Upmount Kit for Overhead Cabinets

Upmount Kits for Assembled Overhead Cabinets (page 131)

- Consists of two upmount brackets, full back panel and required installation hardware.
- Allows mounting of an assembled overhead cabinet up to 15" above height of panel.
- Specify "Z2" prefix model number upmount kits with 15"H, 30"H, 35"H, 50"H, or 65"H frames; and "Z4" prefix model numbers for use with 22½"H, 42½"H, or 57½"H frames.
- Brackets require a clearance of 6½"below bottom of overhead cabinet.
- Width must correspond with width of panel frame or 2 panel frames joined directly in-line.
- Full back panel adds ½" to depth of overhead case. Full back panel only used when upmounting cabinet.
- Cannot be used with RTA models.

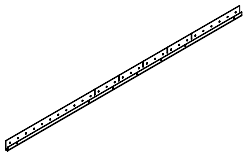

Horizontal Wall Track

Horizontal Wall Track (page 131)

- Allows mounting overheads on permanent wall structures only.
- Cannot be used with RTA models.
- Track is 60"W and notched at 6" intervals as a guide for field cutting.
- For use with 15"H sliding door overhead, field modification is necessary.
- Available in Black only.
- Attachment hardware not included.

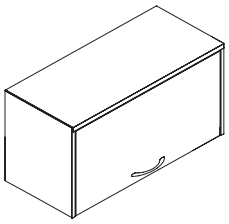

Receding Door Overhead

Receding Door Overhead Storage Cabinet (page 132)

- Steel cabinet with open back. Optional back can be ordered separately.
- Arch or Square pull optional.
- 60"W cabinet has 2 30"W doors with 2 independent locks.
- Accommodates recessed task lighting — ordered separately.
- For locking specifications, see pages 402-404.
- Cabinets are 13¼"D x 15"H. When door is recessed, interior dimensions are 12⅛"D x 11⅝"H.
- Weight Limits:

30"W.....70 lbs.	48"W.....110 lbs.
36"W.....85 lbs.	60"W.....138 lbs.
42"W.....100 lbs.	

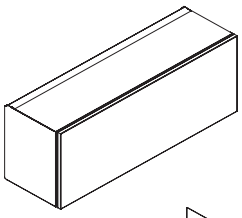

Ready to Assemble (RTA) Flipper Door Overhead (page 132)

- Steel cabinet with open back.
- 60"W and 72"W cabinets have 2 doors with independent locks.
- Accommodates recessed task lighting — ordered separately.
- Random keying, for locking specifications see pages 402-404.
- Cabinets are 12"D x 15"H. Interior dimensions 11⅝"D x 12¾"H.

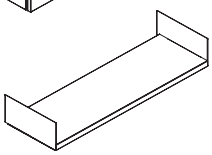

Ready to Assemble (RTA) Shelf (page 132)

- Metal shelf with locking clips.
- Accommodates recessed task lighting — ordered separately.

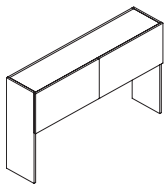

Stack-On Hutch

Stack-on Hutch (page 133)

- Have flipper doors with square horizontal edges.
- Universal model can be converted to open hutch.
- Doors are standard with a core removable lock (60"W, 66"W and 72"W have two doors and two locks.)
- Attachment tape provided.
- Order hutch to match width of worksurface(s) it covers.
- Hutches have clearance of 19¾" for computers, etc.
- Ship easy to assemble.
- Depth dimensions shown includes thickness of door.
- Universal model inside depth dimension is 12¾"
- Stack-on hutches accommodate recessed task lighting.
- For locking specification see pages 402-404.
- Chicago task light cords cannot be routed through the Hutch end panels, due to the large size of the fused plugs.

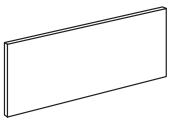

Tackboards for Hutches

Tackboards (page 133)

- Use tackboard to close the back of stack-on or hutch below storage unit.
- Due to width of fabric roll, 72"W tackboards are available in railroad cut only.
- Back of tackboard is painted steel, a finished surface.

Metal Overheads

For specification information see pages 127-130.

GSA SIN 33721

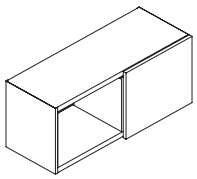

Description	Model	P1 Paint List Price	P2 Paint List Price	P3 Paint List Price
15"H x 14¼"D Sliding Single Door Overhead Cabinets				
24"W	**OH1524SD**	$ 1010	$ 1086	$ 1161
30"W	**OH1530SD**	$ 1033	$ 1109	$ 1184
36"W	**OH1536SD**	$ 1083	$ 1159	$ 1234
42 W	**OH1542SD**	$ 1132	$ 1208	$ 1283
48"W	**OH1548SD**	$ 1183	$ 1259	$ 1334
60"W	**OH1560SD**	$ 1562	$ 1638	$ 1713

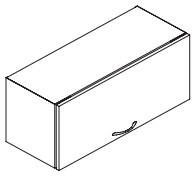

15"H x 14¼"D Flipper Door Overhead Cabinets				
24"W	**OH1524FD**	$ 1010	$ 1086	$ 1161
30"W	**OH1530FD**	$ 1033	$ 1109	$ 1184
36"W	**OH1536FD**	$ 1083	$ 1159	$ 1234
42 W	**OH1542FD**	$ 1132	$ 1208	$ 1283
48"W	**OH1548FD**	$ 1183	$ 1259	$ 1334
60"W	**OH1560FD**	$ 1562	$ 1638	$ 1713

Note: Add suffix **A** for arch pull or **S** for square pull to model number — add $45 per pull.
For "Easy-Assist" on 24"W-48"W change FD suffix to FE – add $254

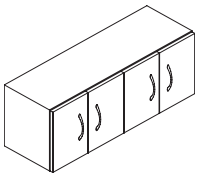

15"H x 14¼"D Hinged Door Overhead Cabinets				
24"W	**OH1524HD**	$ 1729	$ 1804	$ 1879
30"W	**OH1530HD**	$ 1807	$ 1882	$ 1957
36"W	**OH1536HD**	$ 1892	$ 1967	$ 2042
42 W	**OH1542HD**	$ 1972	$ 2047	$ 2122
48"W	**OH1548HD**	$ 2045	$ 2120	$ 2195

Note: Add suffix **A** for arch pull or **S** for square pull to model number — add $45 per pull.

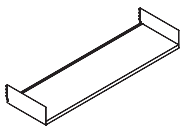

Open Shelf (to line up with 15"H Overheads) — 12⅞"D				
24"W	**ZS24** S	$ 431	$ 458	$ 482
30"W	**ZS30** S	$ 467	$ 494	$ 518
36"W	**ZS36** S	$ 493	$ 520	$ 544
42"W	**ZS42** S	$ 516	$ 543	$ 567
48"W	**ZS48** S	$ 541	$ 568	$ 592
60"W	**ZS60**	$ 659	$ 686	$ 710

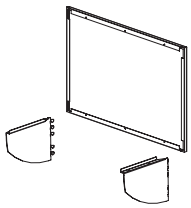

Upmount Kits for Overhead Cabinets				
Specify "Z4" prefix models with 22½"H, 42½"H, or 57½"H frames; "Z2" prefix for other heights.				
24"W	**Z␣UP24**	$ 261	$ 289	$ 314
30"W	**Z␣UP30**	$ 273	$ 301	$ 326
36"W	**Z␣UP36**	$ 281	$ 309	$ 334
42"W	**Z␣UP42**	$ 296	$ 324	$ 349
48"W	**Z␣UP48**	$ 310	$ 338	$ 363
60"W	**Z␣UP60**	$ 332	$ 360	$ 385

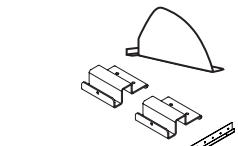

Shelf Dividers				
Package of 6	**T7DV** S	$ 134	$ 151	$ 162

Note: Not compatible with RTA models.

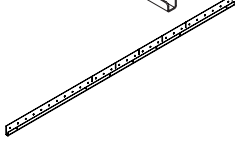

Horizontal Wall Track				
60"W Track	**TWTH** S	$ 131	N/A	N/A

How to specify —	*1st Option:*	*2nd Option:*	*3rd Option:*	*4th Option:*	*5th Option:*
Select the Model Number from above.	**Pull** *(if applicable)*: **A** Arch pull, add $45 per pull **S** Square pull, add $45 per pull	**System** *(if applicable)*: **YZ** Terrace, Stride®, or Optimize™ **Z57** 57"H Terrace or Stride	**Paint:** P1 P2 P3 See page 36 for finishes.	**Pull Color** *(if applicable)*: **Arch:** **E4** Black **EL** Matte Silver **Square:** **EL** Matte Silver	**Lock Type:** **STD** Standard — Random Keyed **OMT** Omit Lock Core (Deduct $20 per lock)
_ _ _ _ _ _ _ _	_ .	_ _ _ .	P _ _ .	E _ .	_ _ _

Examples: **OH1536FEA.YZ.P01.E4.STD** **OH1548FDS.YZ.P52.EL.OMT** **OH1560SD.YZ.PR2.EL.STD** **Z2UP24.P27** **TWTH**

S *Shippable by small-package carrier.*

Metal Overheads

For specification information see pages 127-130.

GSA SIN 33721

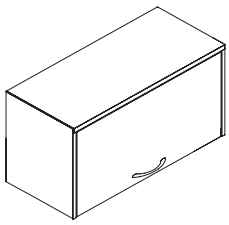

Description	Model	P1 Paint List Price	P2 Paint List Price	P3 Paint List Price
15"H x 13¼"D Receding Door Overheads (Inside dimensions with door recessed — 11⅝"H x 12⅛"D)				
30"W	**OH1530RD**	**$ 1185**	**$ 1261**	**$ 1336**
36"W	**OH1536RD**	**$ 1250**	**$ 1326**	**$ 1401**
42"W	**OH1542RD**	**$ 1328**	**$ 1404**	**$ 1479**
48"W	**OH1548RD**	**$ 1439**	**$ 1515**	**$ 1590**
60"W	**OH1560RD**	**$ 2177**	**$ 2253**	**$ 2328**

Note: Add Suffix **A** for arch pull or **S** for square pull option — add $45 per pull.

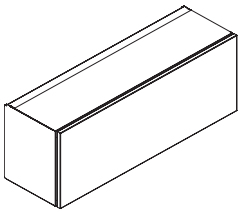

15"H x 12"D Ready to Assemble (RTA) Flipper Door Overhead (Inside dimensions 12¾"H x 11⅝"D)				
36"W RTA — Flipper Door	**POHRTA1536FD**	**$ 849**	**$ 925**	**$ 1000**
42"W RTA — Flipper Door	**POHRTA1542FD**	**$ 887**	**$ 963**	**$ 1038**
48"W RTA — Flipper Door	**POHRTA1548FD**	**$ 925**	**$ 1001**	**$ 1076**

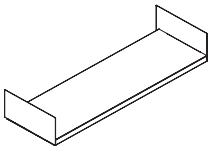

5⅝"H x 12"D Ready to Assemble (RTA) Shelf				
36"W RTA — Shelf	**POHRTA36S**	**$ 442**	**$ 468**	**$ 490**
48"W RTA — Shelf	**POHRTA48S**	**$ 486**	**$ 512**	**$ 534**

TERRACE

How to specify —	*1st Option:*	*2nd Option:*	*3rd Option:*	*4th Option:*	*5th Option:*
Select the Model Number from above.	**Receding Door Pull** *(if applicable)*: **A** Arch Pull, add $45 per pull **S** Square Pull, add $45 per pull	**System for Receding Door Overhead** *(if applicable)*: **YZ** Terrace, Stride®, Optimize™, or Concensys® **Z57** 57½"H Stride or Terrace	**Paint:** P1 P2 P3 See page 36 for finishes.	**Receding Door Pull Color** *(if applicable)*: **Arch:** **E4** Black **EL** Silver **Square:** **EL** Silver	**Receding Door Lock** *(if applicable)*: **STD** Standard **OMT** Omit Lock Core (Deduct $20 per lock)
_____	___ .	___ .	P___	E___ .	___

Examples: **OH1560RD.YZ.P7C.STD** **OH1536RDA.Z57.P27.E4.OMT**
POHRTA1536FD.P27

Metal Hutches

For specification information see pages 127-130.

GSA SIN 33721

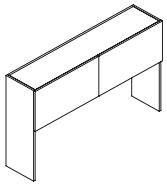

Description	Universal Hutch Model	P1 Paint List Price	P2 Paint List Price	P3 Paint List Price
Hutch w/Square Flipper Doors and Lock — 14½"D, Universal 35"H				
36"W	**UH6536FD**	**$ 1165**	**$ 1244**	**$ 1322**
42"W	**UH6542FD**	**$ 1218**	**$ 1297**	**$ 1375**
48"W	**UH6548FD**	**$ 1259**	**$ 1338**	**$ 1416**
60"W	**UH6560FD**	**$ 1784**	**$ 1863**	**$ 1941**
66"W	**UH6566FD**	**$ 1871**	**$ 1950**	**$ 2028**
72"W	**UH6572FD**	**$ 1961**	**$ 2040**	**$ 2118**

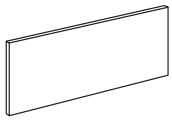

Description	Universal Hutch Model	P1 Paint List Price — Fabric Grades A/B	P1 Paint List Price — Fabric Grades C/D	P1 Paint List Price — Fabric Grades E/F	P2 Paint List Price — Fabric Grades A/B	P2 Paint List Price — Fabric Grades C/D	P2 Paint List Price — Fabric Grades E/F	P3 Paint List Price — Fabric Grades A/B	P3 Paint List Price — Fabric Grades C/D	P3 Paint List Price — Fabric Grades E/F
20"H Tackboards for Stack-on Hutches										
36"W Tackboard	**UHTB36** S	**$ 524**	**$ 618**	**$ 774**	**$ 550**	**$ 644**	**$ 800**	**$ 572**	**$ 666**	**$ 822**
42"W Tackboard	**UHTB42** S	**$ 550**	**$ 649**	**$ 812**	**$ 576**	**$ 675**	**$ 838**	**$ 598**	**$ 697**	**$ 860**
48"W Tackboard	**UHTB48** S	**$ 600**	**$ 712**	**$ 897**	**$ 626**	**$ 738**	**$ 923**	**$ 648**	**$ 760**	**$ 945**
60"W Tackboard	**UHTB60** S	**$ 671**	**$ 811**	**$ 1044**	**$ 697**	**$ 837**	**$ 1070**	**$ 719**	**$ 859**	**$ 1092**
66"W Tackboard	**UHTB66** S	**$ 706**	**$ 859**	**$ 1114**	**$ 732**	**$ 885**	**$ 1140**	**$ 754**	**$ 907**	**$ 1162**
72"W Tackboard	**UHTB72** S	**$ 744**	**$ 896**	**$ 1148**	**$ 770**	**$ 922**	**$ 1174**	**$ 792**	**$ 944**	**$ 1196**

Description	Model	P1 Paint List Price	P2 Paint List Price	P3 Paint List Price
Shelf Dividers				
Package of 6	**T7DV** S	**$ 134**	**$ 151**	**$ 162**

Note: Not compatible with RTA models.

How to specify — **Select the Model Number from above.**	*1st Option:* **Pull** *(if applicable)*: add $45 per pull. **A** Arch Pull **S** Square Pull	*2nd Option:* **Paint:** P1 P2 P3 See page 36 for finishes.	*3rd Option:* **Fabric** *(if applicable)*: See page 13 for fabrics.	*3rd Option:* **Lock Type** *(if applicable)*: **STD** Standard — Random Keyed **OMT** Omit Lock Core (Deduct $20 per lock)	*4th Option:* **Railroad Cut (Tackboard only):** (Only applicable to 72"W Fabric Tackboards.)
_____	.	P___ .	_____ .	___	RR

Examples: **UH6536FDA.P27.STD** **UHTB66.P52.CS918.RR** **UH6536FD.P27.OMT**

S *Shippable by small-package carrier.*

Notes

Stride® System

Finishes 136
Introduction 137-138
Statement of Line 139-140
Overview of Frames 141
Working with Frames, Sliding Doors, Connectors, and Tiles 142-160
Panel Frames, Connectors, and Trim 161-175
Tiles, Off-Modular, and Acoustic Inserts… 176-198
Working with Electrical and Data for Panels 199-209
Electrical (8-Wire) and Data for Panels 210-213

WORKSURFACES

Working with Worksurfaces and Supports 214-224
Laminate Worksurfaces… 226-232
9120 Worksurfaces 233-234
Veneer Worksurfaces 235
Worksurface Supports 236-239

WOOD STORAGE

Statement of Line 241
Features and Dimensions 242-243
Filing Capacities 244
Working with Wood Storage 245-263
Credenzas and Credenza Accessories 264-265
4-Wire Electrical Components 266
Stride Accessories 267
Overhead Cabinets and Horizontal Storage 268-270
Working with Metal Overheads 271-273
Metal Overheads 274-275

PAINTED METAL FINISHES

GRADE P1

Black P27
Brownstone P7D
Bungalow P7C
Cinder P7Q
Cove P096
Designer White ..... PJW
Dune P094
Flint P02
Fossil P28
Harbor P097
Loft P7B
Muslin P4J
Parchment P93
Pebble P8R
Pewter P8D
Sage P095
Salt P8C
Titanium P8T

GRADE P2

Champagne Metallic PR5
Gunmetal Metallic PR3
Platinum Metallic PR2
Silver** PR6
Solar Black P8X

**PR6 no upcharge on Involve; available as a Grade P2 color on stanchions; is not available on Concensys, Essentials, and vertical files.

GRADE P3

Amethyst *(De-emphasized)* P091
Atom P8S
Blossom*** P8K
Bullseye ..... PJF
Cobalt Mica *(De-emphasized)* P090
Ember P8P
Ion P8N
Iris P8J
Krypton P8F
Ochre P093
Regatta P8M
Sienna P092
Succulent*** P8A

*** These colors are intended to be an inspirational option for the trending market. Product application is limited and color availability is approximately two years to coincide with evolving workplace trends.

Metallic paints, due to varying reflectance, may appear to have less visual color consistency than other paint finishes, even when L/A/B values are exactly the same. (L/A/B — measurable aspects of color — values are maintained within a specified range, to ensure consistent appearance of paint colors.)

METAL STORAGE PULLS

Black E4
Bronze *(for veneer only)* ..... EZ
Matte Silver ..... EL

PAINTED WOOD FINISHES

Brownstone M13
Bungalow M12
Designer White M17
Flint M16
Loft M11
Muslin M15

ELECTRICAL AND DATA COMPONENTS

Black E4
Brownstone ..... EY
Designer White ..... DW
Flint E9
Loft ..... EV
Muslin ..... EU
Silver ..... ES

Recommended Coordinate Colors:
Bungalow use Muslin EU
Carob use Black E4
Champagne Metallic use Muslin EU
Cinder use Brownstone EY
Fossil use Flint E9
Gunmetal Metallic use Brownstone EY
Parchment use Muslin EU
Pebble use Loft EV
Pewter use Flint E9
Platinum Metallic use Silver ES
Salt use Silver ES
Titanium use Silver ES

LAMINATES

GRADE L1

SOLID COLORS

Black ..... P
Brownstone* LM13
Bungalow* LM12
Designer White* LDW1
Flint* LM16
Fossil Shale* LEH1
Loft* LM11
Muslin* LM15
Titanium* LTI1

ABSTRACT

Ash LT3B
Handspun Pearl ..... LAHP
Handspun Dove ..... LAHD
Handspun Slate ..... LAHS
Handspun Chestnut ..... LAHC
Silver Mesh LT8D

WOODGRAIN

Belair ..... LWBA
Bourbon Cherry ..... H
Field Elm ..... LWFE
Florence Walnut* LFW1
Kingswood Walnut* LKI1
Natural Maple* ..... LWD
NeoWalnut* LNU1
Pinnacle ..... PINC
Shaker Cherry* LW7C

GRADE L2

Beigewood* ..... LWBE
Fawn Cypress* LFC1
Lowell Ash* LLA1
Mangalore Mango* LMM1
Natural Recon* LNR1
Phantom Charcoal* LPC1
Phantom Ecru* LPE1
Portico Teak* LPT1
Skyline Walnut* LSW1
Veranda Teak LVT1

GRADE L3

Natural Walnut* ..... LWNW

* Storage available in these 30 laminates.

All laminate surfaces are also offered in an FSC wood option. Add FSC in front of the laminate option. Refer to specification tools.

LAMINATE AND PAINTED WOOD STORAGE PULLS

Silver PR6

LAMINATE EDGE COLORS

Beigewood ..... DE
Belair ..... BA
Black E4
Bourbon Cherry ..... H
Brownstone ..... EY
Bungalow ..... EX
Designer White ..... DW
Fawn Cypress ..... FC
Field Elm ..... FE
Flint E9
Florence Walnut ..... FW
Fossil ..... EH
Kingswood Walnut ..... KI
Loft ..... EV
Lowell Ash ..... DL
Mangalore Mango ..... MM
Muslin ..... EU
Natural Maple ..... DD
Natural Recon ..... NR
Natural Walnut ..... DN
NeoWalnut ..... NU
Parchment ..... EN
Phantom Charcoal ..... PC
Phantom Ecru ..... PE
Pinnacle ..... PI
Platinum Metallic ..... EP
Plyband ◆ ..... PL
Portico Teak ..... DP
Shaker Cherry ..... DF
Skyline Walnut ..... SW
Titanium ..... TI
Veranda Teak ..... VT

◆ Edge is limited to flat edge surfaces: rectangle, square, trapezoid, polygon, or round. No curvilinear or combination curve and straight.

METAL GROMMETS

FOR LAMINATE WORKSURFACES

Oval/Square:
Matte Silver ..... EL

FOR VENEER WORKSURFACES

Oval:
Black E4
Bronze ..... EZ
Matte Silver ..... EL

Square:
Matte Silver ..... EL

PLASTIC GROMMETS

FOR WORKSURFACES

Black E4
Brownstone ..... EY
Bungalow ..... EX
Designer White ..... DW
Flint E9
Fossil ..... EH
Loft ..... EV
Muslin ..... EU
Parchment ..... EN
Titanium ..... TI

PLASTIC GROMMETS WITH WOODGRAIN EDGE

If woodgrain edge is specified, the plastic grommet color is predetermined, based on finish selection.

Beigewood, Fawn Cypress, Natural Maple, and Natural Recon ..... Muslin EU
Kingswood Walnut and NeoWalnut ..... Brownstone EY
Phantom Charcoal and Skyline Walnut ..... Flint E9
Phantom Ecru ..... Loft EV
Portico Teak ..... Fossil EH
All other woodgrain options ..... Black E4

STRATAWOOD VENEERS

GRADE V1

Add FSC prefix to Stratawood codes listed below for Stratawood veneer trim on Stride and Terrace.
Example: **FSCSC777**

CHERRY

Cinnamon/Biltmore Cherry SC260
Lowell Ash Cherry SC394
Clear Cherry SC700
Light Cherry SC701
Shaker Cherry SC774
Burnished Cherry SC777

MAPLE

Field Elm SE599
Clear Maple*** SE800
Harvest Maple SE856
Beigewood SE878
Phantom Ecru SE912
Belair SE934

OAK

Clear Oak SF300
Dark Rift Oak SF331

SILVER OAK

Silver Oak Clear SB100
Portico Teak Silver Oak SB150

WALNUT

Florence Walnut ST579
Light Walnut ST601
Skyline Walnut ST625
Pinnacle Walnut ST679
Sumatra Walnut ST693

NATURAL VENEERS — FLAT CUT

GRADE V1

CHERRY

Cinnamon/Biltmore Cherry NC260
Lowell Ash NC394
Medium Red Cherry NC512
Light Cherry NC701
Shaker Cherry NC774
Burnished Cherry NC777

MAPLE

Clear Maple NE800
Harvest Maple NE856

WALNUT

Ebony Walnut NT509
Florence Walnut NT579
Light Walnut NT601
Skyline Walnut NT625
Nutmeg Walnut NT629
Pinnacle Walnut NT679
Sumatra Walnut NT693

NATURAL VENEERS — RIFT CUT

GRADE V2

Fawn Cypress Rift Cut Oak RF108
Light Rift Cut Oak RF301
Dark Rift Cut Oak RF331
Phantom Ecru Rift Cut Oak RF912

***SE800 and NE800 are not available on Stride trim.

The beauty of wood is the natural variation of grain patterns and colors that make each piece unique. This variation is also influenced by lighting conditions, orientation of mated parts, and varying acceptance of the finishing process. The varying colors and physical characteristics naturally occur in all wood species but are most pronounced in lighter colored woods, and are especially evident in natural finishes.

GROMMETS ON VENEER WORKSURFACES

Wire management grommets come standard on most veneer worksurfaces. Choose between metal or plastic grommet option. Note: Plastic grommet color is predetermined based on finish selection.
All Maple veneers ..... Muslin EU
All other veneers ..... Black E4

LOCKS

Black E4
Chrome ..... ordered by base model
Matte Silver ..... EL

NOTE: Refer to individual product pages for upcharges.

Keep pace with your environment.

When designing Stride, we set out to discover a furniture platform that could evolve to reflect the changes today's organizations are experiencing. To create components that could adapt to personal preferences and demands of different job functions. To make of the most sustainably minded and manufactured products available. What we found is a whole new way to build a better office environment.

You're asking more of your staff. So we asked more of our furniture.

Today, you have to get more done in less time and in a smaller space. Stride responds by maximizing every inch you have. We made storage smarter with details like under-desk corner drawers for tucking away a recycle bin or binders, and sliding shelves for quick, easy access to projects. Perch overhead cabinets and rail-mounted screens bring storage within easy reach and create desktop privacy. And a clever credenza rail not only supports worksurfaces at different heights for managing multiple tasks, it offers easy access to technology.

Designed for real people and real work.

Stride supports multiple job functions, not rigid hierarchy. So it's possible to create an office that serves everyone, whether they work side-by-side or back-to-back. We found a simple way to make every task more comfortable with sit-to-stand worksurfaces that allow users to change postures. Staying organized is easy with a variety of open and enclosed storage options. Low panels and glass screens keep the space clean, lean, and light.

Space that works like an office, but feels like home.

Because each component of Stride was designed with every other component in mind, the entire collection works together seamlessly. Countless thoughtful details have been designed to increase comfort, improve effectiveness, and add visual appeal. Storage dresses up with elegant pulls, a sophisticated mix of materials, footed bases, and the welcome surprise of a Landscape™ surface tower sidelight. A work wall with both open and enclosed storage makes the private office elegant, inviting, and functional.

As Stride was being developed, we considered everything from raw materials to end-of-life for each component. But we also considered the needs of the person using the furniture. A range of contemporary worksurface shapes makes it easier to get work done. Segmentation every 7½" offers unlimited access to power. And design details like footed panels, tiles to-the-floor, and spanning glass create a welcoming aesthetic. So even the most straightforward workspace can be more inspiring, long-lasing, and productive.

With simplification of form and subtleness of strength, Stride benching supports highly collaborative users who need dedicated spaces, as well as mobile workers who only need to touch down for part of the day. Exceptionally easy access to power and data allows people to settle in or come and go. Cantilever storage combines space division and personal storage in one functional, visually dynamic solution. And the elegantly designed open leg supports long spans, creating uninterrupted workspaces.

A people-centric approach to furniture design makes spaces more comfortable, functional, and friendly. It's flexible enough to support the different ways that people work. As your company grows and changes, so does Stride; built-in flexibility allows the collection to adapt to your organization's evolving needs. Yet it's more than furniture. It's a platform for building better environments, while protecting the one we have.

An exceptional new collection of materials — textiles, finishes, landscape material options and color palette — were also developed for Stride and many of these additions help to bring a more residential vs. contract ethos to the furnishings.

With an integrated and cohesive kit of universal components, Stride supports a broad range of applications from private office to open plan, and a seamless migration from an environment with more separation to one with more openness or vice versa. Stride can be scaled down or up with ease — adding, subtracting, or rearranging, providing a stunning degree of versatility and flexibility to adapt to the organization and the individual.

Stride brings it all together in one complete collection of surfaces, storage, and space division.

Mix and match worksurfaces, storage and space division for your own unique solution. Stride achieves a stunning degree of versatility and flexibility. The use of cohesive, scalable materials and finishes creates a beautiful aesthetic in every application.

PRIVATE OFFICE

Traditional

Stride Desking with traditional Painted Wood Storage workwall.

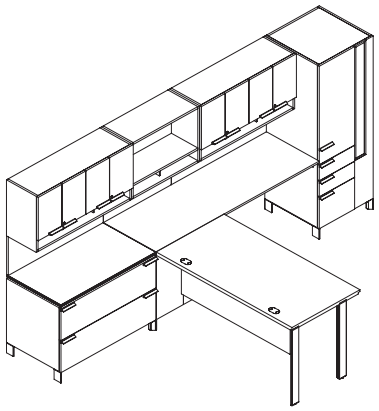

Progressive

Stride Desking with Painted Wood Storage workwall.

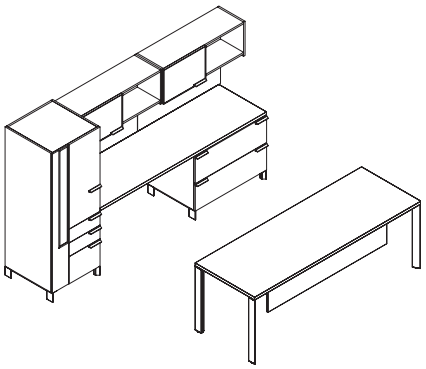

OPEN PLAN

Stride Panels with Metal Storage

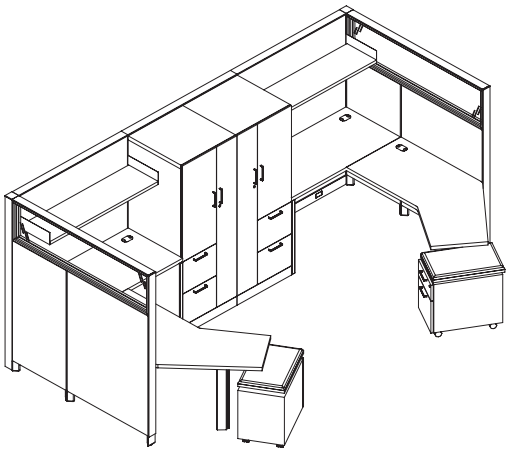

Stride Panels with Painted Wood Storage and Desk Screens

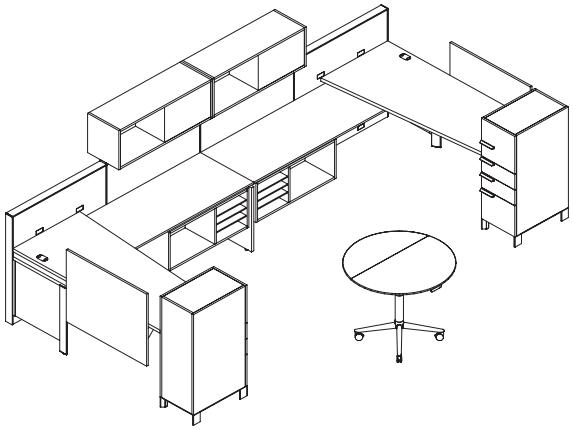

Stride Desking with Painted Wood Storage Spine

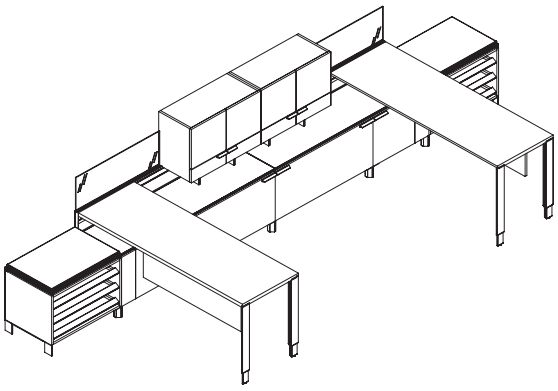

Note: Stride Typicals can be found at **https://www.allsteeloffice.com/design-resources/idea-starters**.

SPACE DIVISION

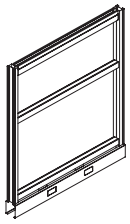
Raceway Panel

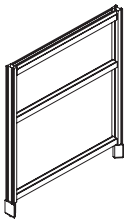
Footed Panel

Low Profile Glass Stacker Kit


Doors

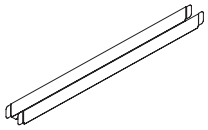
Segment Kits

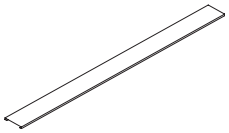
Top Trim and Spanning Top Trim

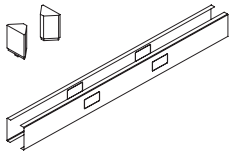
Panel Conversion Kits

Connector Blocks

Trim

Light Block Kits

TILES

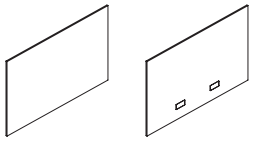
Tackable Acoustical (Non-Ported and Ported; To-the-Floor)

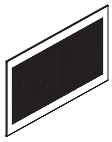
Steel (Perforated and To-the-Floor)

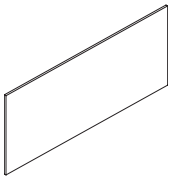
Landscape


Tool Tile

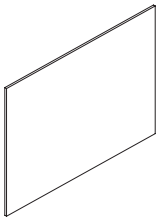
Laminate

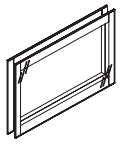
Glass Tile Kits

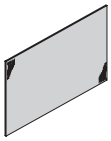
Veneer

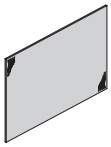
Veneer (To-the-Floor)

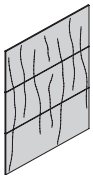
Natural Veneer Tile Sets

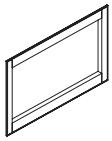
Pass-Thru Trim Kits

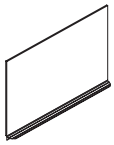
Marker Board (Porcelain, Steel)

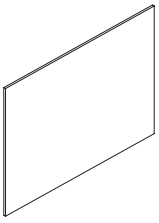
Laminate (To-the-Floor)

SCREENS

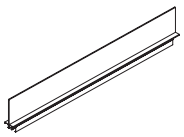
Panel Mounted Screens

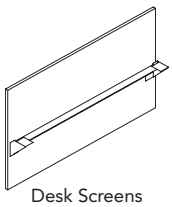
Desk Screens

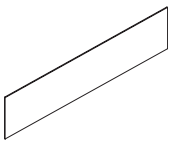
Credenza Rail Mounted Screens

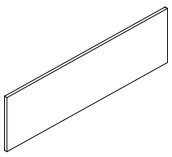
Modesty Panels

WORKSURFACES & SUPPORTS

Linear Worksurfaces — Laminate with Flat Edges

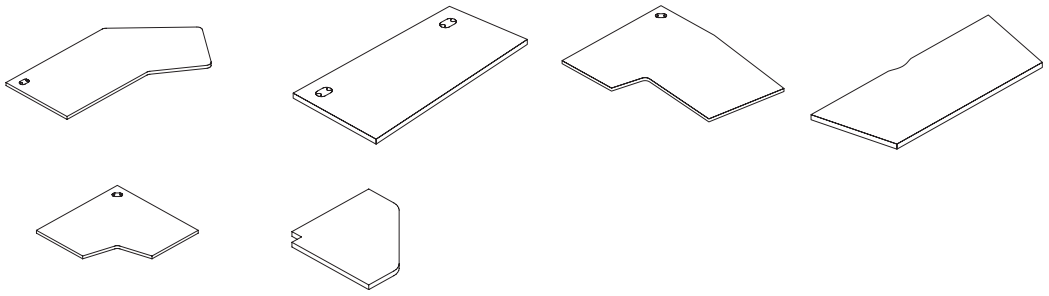

Additional standard laminate and veneer worksurfaces available.

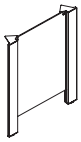

Support Legs

Support Column

Layered Worksurface Bracket

Off Modular Worksurface Brackets

Credenza Rail

Tower Rail

STORAGE

Wood Storage — Painted Wood

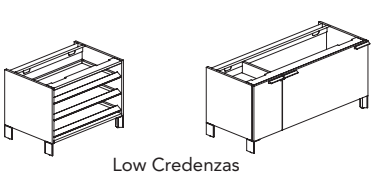

Low Credenzas

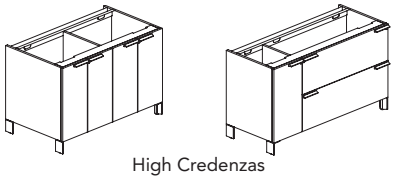

High Credenzas

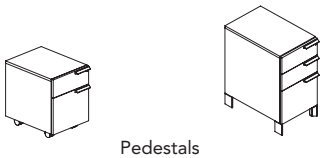

Pedestals

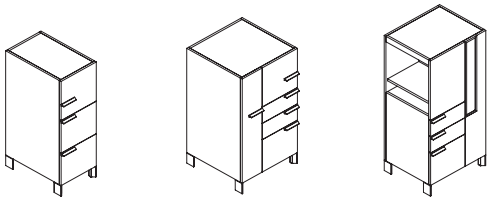

Towers

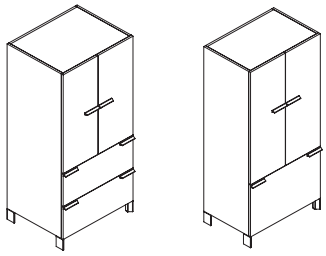

Combination Files

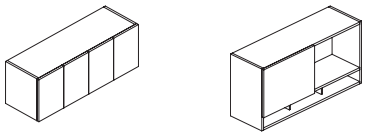

Overhead Cabinets

Horizontal Storage

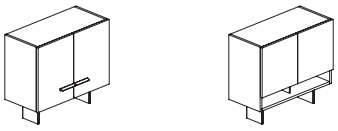

Perch Cabinets

Metal Storage

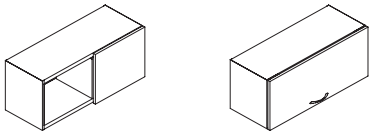

Overhead Cabinets

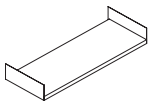

Shelves



Personal Towers

Frames

GSA Reference Page

Structural Base Panel Frames

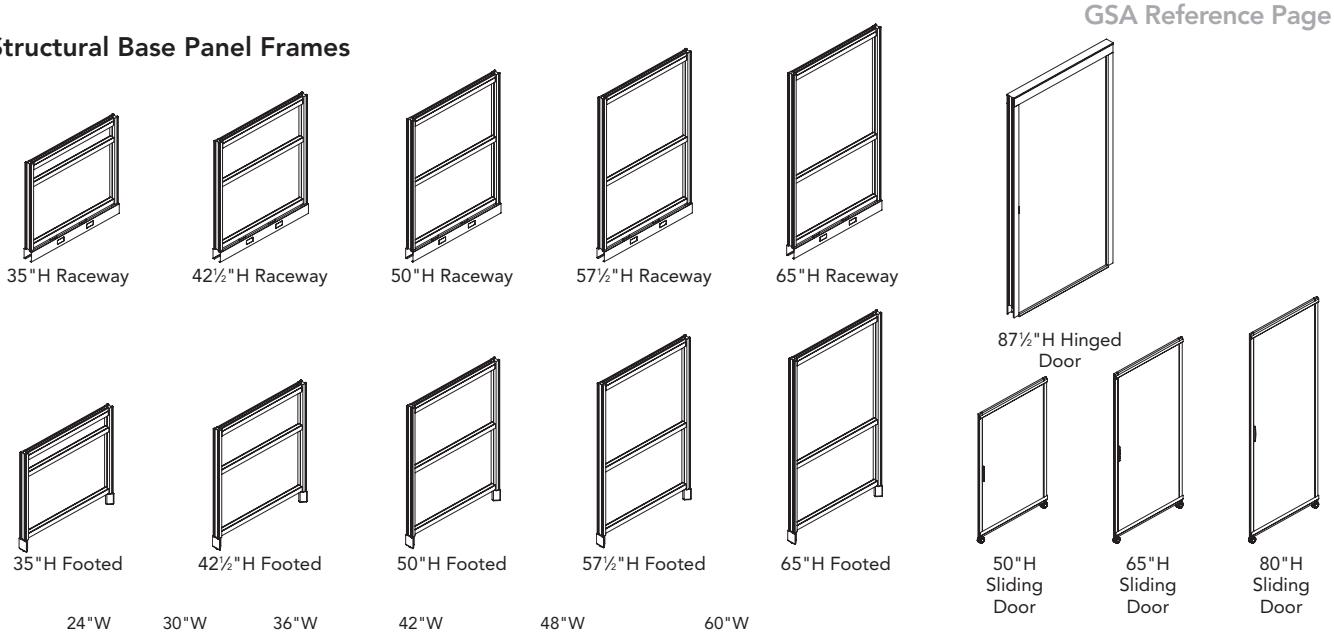

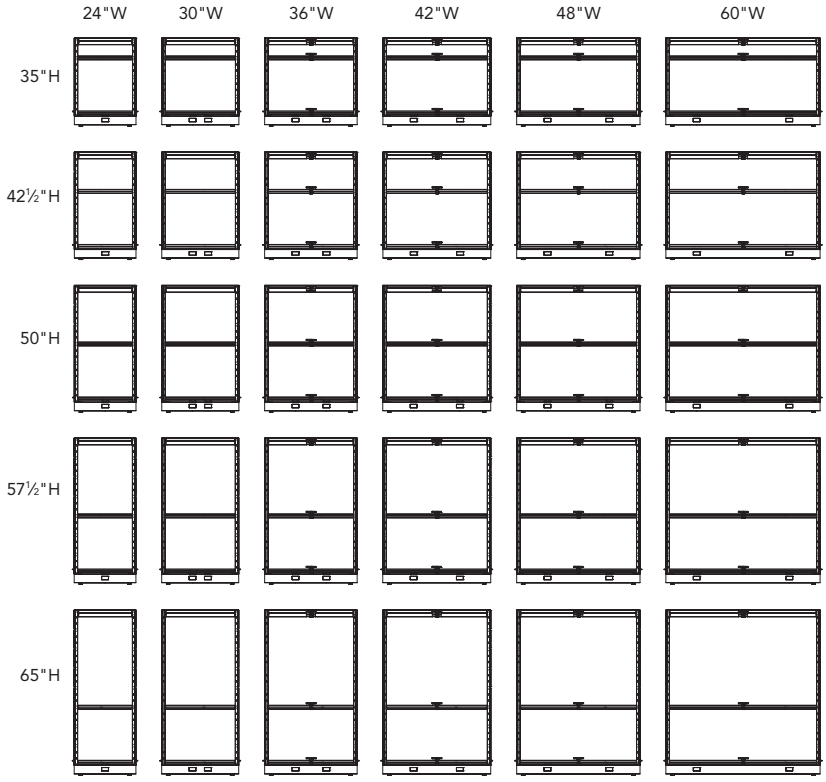

Stacking Frames

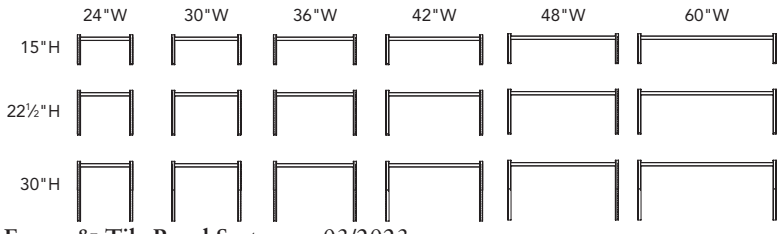

Low Profile Glass Stacker

Frames

GSA Reference Page

Stride base raceway panel frames include frame, base pathway covers, and in-line connection attachment hardware. Footed panel frames include panel feet. No electrical or data capabilities in base of footed panel frames. Base raceway to footed and footed-to-base raceway kits can be used to convert existing frames to footed style or to base raceway covered style.

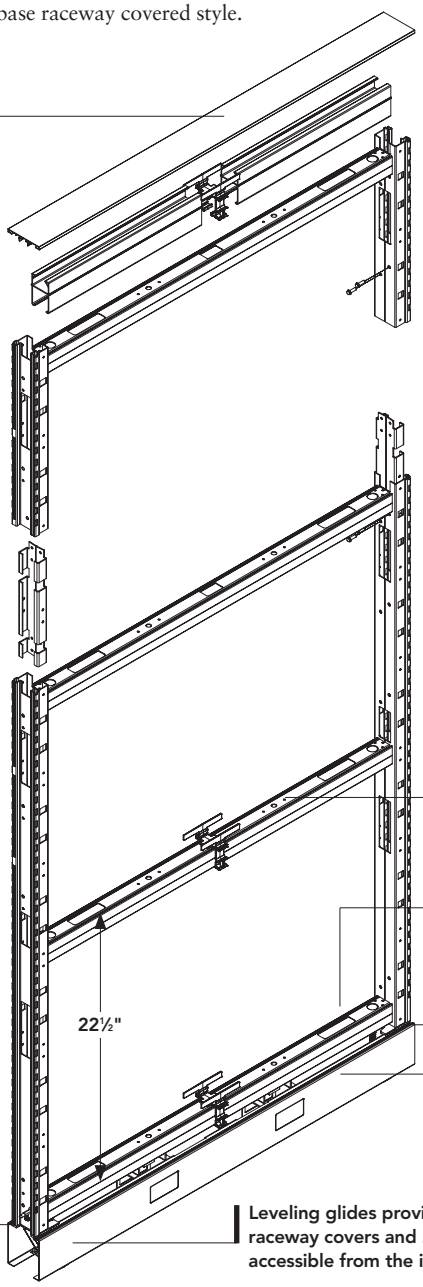

Panel frames are only available without top trim. Flat top trim (ordered separately) is available in painted or veneer to match panel width or to span multiple frames.

Panels (frames and tiles) are 3" thick (use 3⅛" to calculate intersections in length of panel run).

Stacking frames are available in 15", 22½", and 30"H.

Structural panel frames are available in 35", 42½", 50", 57½", and 65" nominal heights.

Frames accommodate tiles at 7½" increments. One segment kit (ordered separately) required on base panel frames and stacking frames between each segmented tile.

Beltline area accommodates electrical power and provides desktop access to data and communication cables.

Horizontal cross-members at 22½" provide additional rigidity on frames.

All steel horizontal members have vertical cable and electrical routing capacity.

Opening in the side of uprights accommodates a large volume of data cabling and electrical.

Frames can be specified with knockouts only on one side of base raceway cover.

4"H base raceway cover has outlet openings that accept duplex receptacles or commercially available modular data faceplates. Optional raceway cover with additional opening or no outlet openings available.

Lay-in base raceway accepts voice, data, and fiber optic cable, as well as electrical system.

Leveling glides provide 2¾" of adjustment on frames with raceway covers and 2" of adjustment on footed frames. Glides are accessible from the interior of the frame, except on panel feet.

Stride Frame Dimensions (Actual)

Depth: 3" (use 3⅛" to calculate intersections in length of panel run)

Widths: 24", 30", 36", 42", 48", 60"

Heights*: 34⅜", 41⅞", 49⅜", 56⅞", 64⅜"

Stacking Frames: 15", 22½", 30"H

Leveling Glides on Frames with Raceway Covers: 2¾" range

Leveling Glides on Footed Frames: 2" range

*with levelers fully retracted

Panel Frames and Conversion Kits (pages 161-162)

- Specifications: formed steel vertical members, with tubular steel horizontal members are welded into a strong, sturdy structural panel frame.
- Top trim, tiles, and segment kits are ordered separately depending on application choice.
- Panel frames are standardly shipped with base raceway covers or decorative feet installed. There is no electrical or data capabilities in base of footed panel frames.
- Base raceway to footed and footed-to-base raceway kits can be used to convert existing frames. Footed-to-base raceway kits ship with glide tower assembly. Conversion process requires panel to be removed from panel run.
- Direct connections between same height frames in a continuous run are accomplished with provided hardware. There is no incremental increase in length along the run.
- For adequate stability, one of two methods of stabilization shown on page 144 must be adhered to.

Building vertically with Stride frames

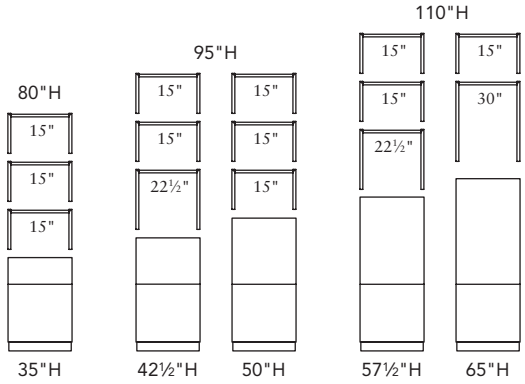

Stacking Connection

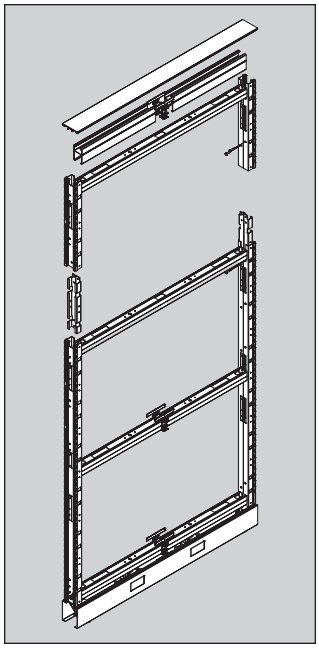

Segmented Panels

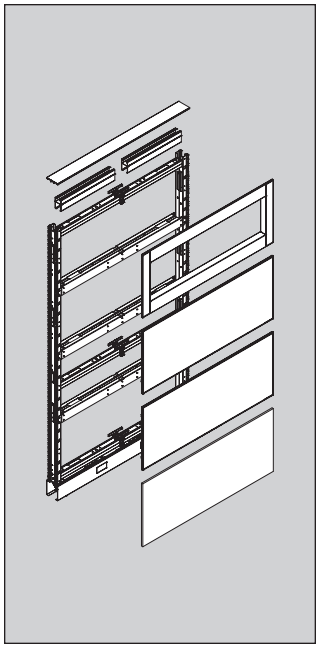

A low profile glass stacker kit is a single pane of clear or frosted safety tempered glass centered within a silver metal frame.

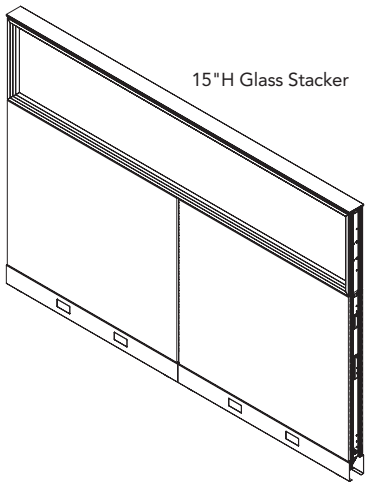

Stacking Frames (page 162)

- Stacking frames can be added to the top of any base panel frame.
- This stacking connection provides a solid metal-to-metal connection, allowing the stacking frame to accept hang-on components, per Allsteel configuration guidelines.
- A maximum of three stacking frames are allowed on base panel frames 35"H-65"H up to a maximum height of 110". Do not combine differing frame widths in a single stack or span multiple base panel frames with stacking frames.
- Guidelines for using overhead storage with stacking frames are given on page 272.
- Includes attachment hardware.
- Add appropriate connector blocks (2 per stacker level).
- When adding stacking frames, the top trim and top trim retainer are removed from the base frame and installed on the uppermost stacking frame.
- To maintain panel mounting slot modularity 22½"H stacking frames should only be used with 42½"H, 57½"H base panel frames or 87½"H door frames. To match 87½"H door frame height, use a 65"H base panel frame with a 22½"H stacking frame (slot modularity will be lost on stacker). To maintain modularity on 35"H, 50"H, and 65"H base panel frames use 15"H or 30"H stacking frames.
- If panel mounting slots are not being used, any stacking frame can be used on any base panel frame of matching width.

Segment Kits (page 162)

- One segment kit required (order segment kit separately) on base panel frames and stacking frames between each segmented tile.
- Segment kit not required at beltline (22½" above the base raceway).
- One segment kit accommodates segmentation on both sides of the frame.
- Segment kit is required to mount electrical other than at beltline or base raceway. Kit provides support for components at 7½"H increments.
- Segment kit not required between low profile glass and base frame.

Low Profile Glass Stacker Kits and Tie Brackets (page 163)

- Single pane clear or frosted safety tempered glass encased within a frame.
- Glass is positioned in the middle of the stacking frame.
- Can be used to span multiple frames when the combined frame width is equal to the low profile glass stacker width.
- Mounts to base panel frame(s) as a stacking unit.
- The top trim from the base panel frame or spanning top trim is used to finish the top of low profile glass stacker kit.
- For use at top position only.
- Low profile glass stackers are non-structural. Do not hang or stack on top of low profile glass stacker kits.
- Cannot mount a countertop on low profile glass stacker kits.
- Tie bracket kit(s) required when two or more low profile glass stackers are adjacent (order separately). Specify based on low profile glass stacker kit intersections at the same height only, ignoring base frames at the same height.
- Tie bracket kits only connect to low profile glass stacker kits. They do not attach to base frames.
- Low profile glass stackers do not have panel slots.
- Height of low profile glass stackers must be considered when calculating overall height.
- Horizontal segment kit is not needed below low profile glass stacker.
- Add appropriate additional connector blocks.
- Uppermost tile(s) on base frame(s) below low profile glass stacker must be removed for stacker installation.

Building horizontally with Stride frames

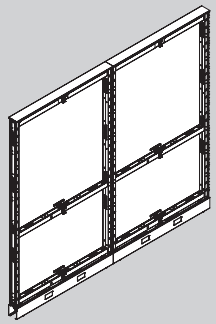



Direct connections between same height frames.

Important planning guidelines: For adequate stability, one of two methods of stabilization must be adhered to:

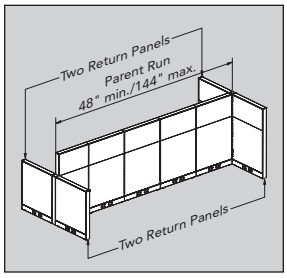

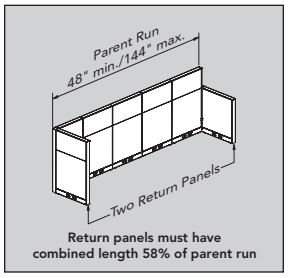

Return panels must have combined length 58% of parent run

- **Method 1—Opposing returns:** A parent run must be a minimum of 48" and a maximum of 144" between return panels. The parent run must have a minimum of two return panels running in opposing directions on each end of run. Return panels must be a minimum of 24"W; and must not be any more than 30" shorter in height than parent run.

- **Method 2—Single-sided returns:** A parent run must be a minimum of 48" and a maximum of 144" between return panels. The parent run must have a minimum of two return panels totaling at least 58% of its length, extending in one direction. Return panels must not be any more than 30" shorter in height than parent run. Any run under 100" must have a minimum combined length of 60" of return panels.

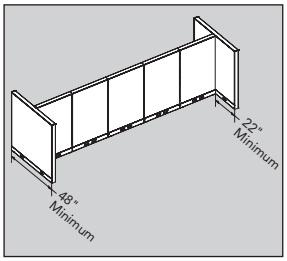

- **An off-modular return panel** must be at least 48"W and there must be at least 22"W on one side of the parent run.

Note: Alternate stabilization methods available using back- or side-mounted Stride credenzas — see pages 145-146.

Tie Bracket Kits for Low Profile Glass Stackers (page 163)

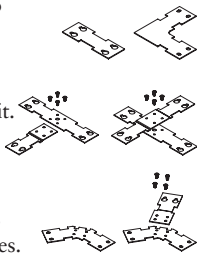

- For use with low profile glass stackers when two or more low profile glass stacker kits come together at a connector juncture.
- Only used when attaching one low profile glass stacker kit to another low profile glass stacker kit.
- Specify based on low profile glass stacker kit intersections at the same height only, ignoring base frames at the same height.
- Tie bracket kits only connect to low profile glass stacker kits. Brackets do not attach to base frames.

Panel Mounted Screens (pages 164-165)

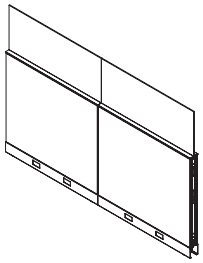

- A panel mounted screen is a frameless insert that is integrated into the top trim on a base panel frame.
- The panel mounted screen replaces the top trim on base panel frame or stacking frame on which it is mounted.
- Panel mounted screens cannot be mounted on low profile glass stackers.
- "G" grooved end trim must be used when a base panel frame below a panel mounted screen is shorter than the adjacent in-line panel.
- Panel mounted screens are non-structural and therefore cannot be stacked on top of support hanging elements.
- Finishes and Sizes:
  Clear or Frosted safety glass — available in 7½"H and 15"H

Hinged Door Panel Frame (page 166)



- Includes 42"W frame, top trim, 36"W door, hinges, and attachment hardware.
- Door is available in laminate.
- Order door knob or lever separately, see page 166.

Sliding Door and Mounting Kit (page 166)

- See illustration and specification information on page 147.

Standard Flat Top Trim (page 167)

- Used when specifying base panel frames without top trim.
- Top trim can span individual or multiple base panel or stacking frames.
- It is possible to span multiple frames when the combined frame width is equal to the top trim width.
- Some examples are listed on page 167, other combinations are possible.
- Available in painted or veneer finish.

Connector Span Flat Top Trim (page 167)

- It is possible to span multiple frames and one ("TS", "XS", or "SS") connector when the combined frame width is equal to the top trim width and one "S" style connector.
- Only to be used on a parent run where all return panels are at a lower height (extended straight connections only).
- Available in painted or veneer finish.

Low Credenza Side to Panel Bracket

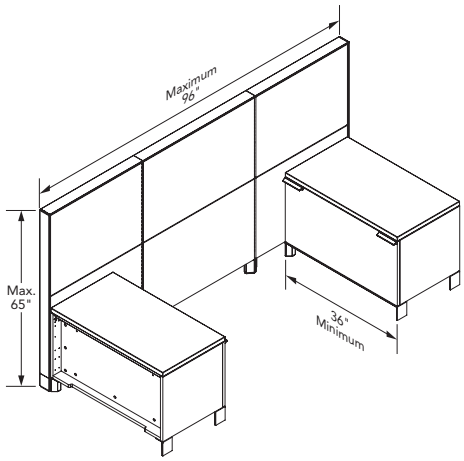

Side-mounted low credenzas

- The minimum Stride low credenza width is 36" on each end.
- With a mid-run floor support the maximum panel run is 144".
- Without a mid-run floor support, the maximum panel run is 96".
- Overheads and shelves cannot be used with side-mounted low credenzas.
- Worksurfaces (if specified) must be mounted on the same side of the parent run as the credenzas.
- Panel frame maximum height is 65"H. Stacking frames can be used.

Credenza Back to Panel Bracket — Modular

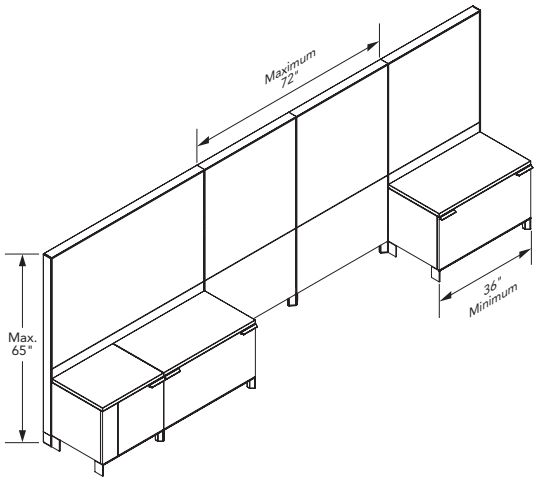

Back-mounted credenzas

- The minimum Stride credenza width is 36"W on each end.
- The maximum panel run between back-mounted credenzas is 72".
- With the use of one bracket kit, two credenzas can be ganged together up to 72"W and can span two panels. Each panel must be the same width as each credenza.
- When using overhead cabinets or shelves, both sides of the run must have credenzas that are the same width as the panel or panels joined without a connector.
- Overheads, shelves, and worksurfaces must be mounted on the same side of the parent run as the credenzas. Stacking frames cannot be used with overheads.
- Panel frame maximum height is 65"H.

Credenza Back to Panel Bracket — Off-Modular Ends

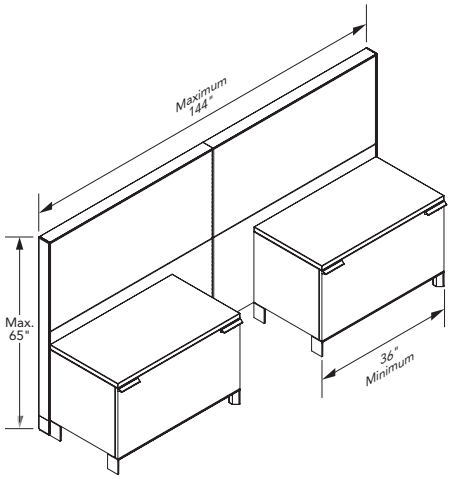

Off-Modular back-mounted Credenzas

- The minimum Stride credenza width is 36"W.
- With a floor support the maximum panel run is 144".
- Without a floor support, the maximum panel run is 96".
- Overheads and shelves cannot be used if both ends of the credenza are not on modular.
- Panel frame maximum height is 65"H. Stacking frames can be used.

High Credenza Side to Panel Bracket

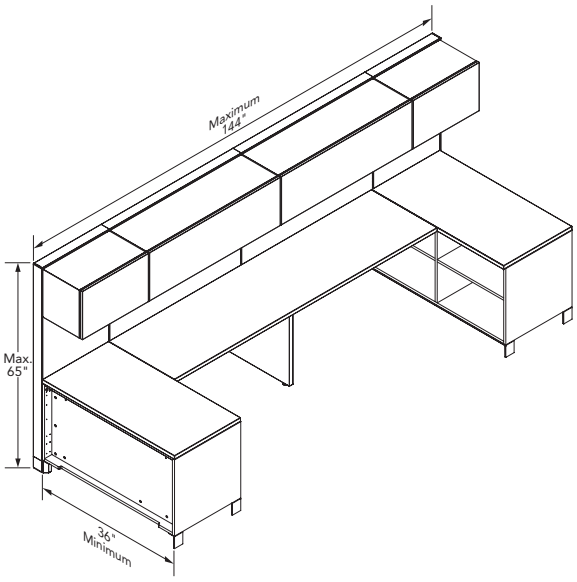

Side-mounted high credenzas

- The minimum Stride high credenza width is 36"W on each end.
- With a floor support the maximum panel run is 144".
- Without a floor support, the maximum panel run is 96".
- Overheads, shelves, and worksurfaces must be mounted on the same side of the parent run as the credenzas. Stacking frames cannot be used with overheads.
- Panel frame maximum height is 65"H.

Credenza Side to Panel Bracket with Return Panel

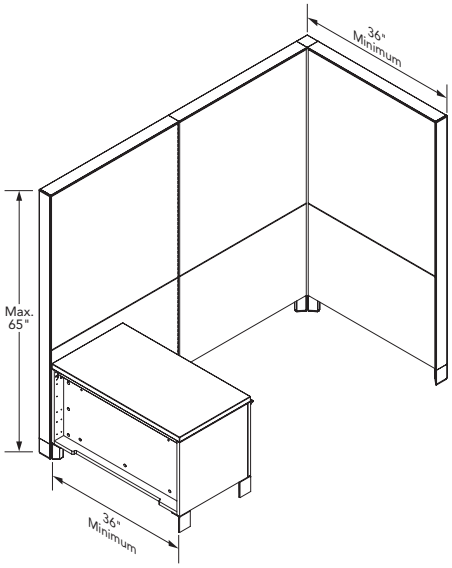

Bracket with return panel

- Minimum Stride credenza width 36".
- With a floor support the maximum panel run is 144".
- Without a floor support, the maximum panel run is 96".
- The minimum size for panel return is 36"W x 35"H.
- Overheads, shelves, and worksurfaces must be mounted on the same side of the parent run as the high credenza.
- Panel frame maximum height is 65"H.

GSA Reference Page

The sliding door for Stride is system specific; one model for Stride with specific mounting kits for each door ordered. With a frosted translucent insert and your choice of P1 or P2 paint, the sliding door will create a unique look for any office environment.

Sliding doors are available in 50", 65", and 80"H models and can mount to 30", 36", 42", and 48"W panels. They accommodate a 36"W opening and are 42"W, nominally. The doors ship from the factory non-handed and become handed when field installed to fit the specifications of the project. The handle pulls located on each side of the door are color matched to the trim to create a uniform style. And with the threshold free design, the sliding door offers better aesthetics and safety by eliminating the potential for tripping.

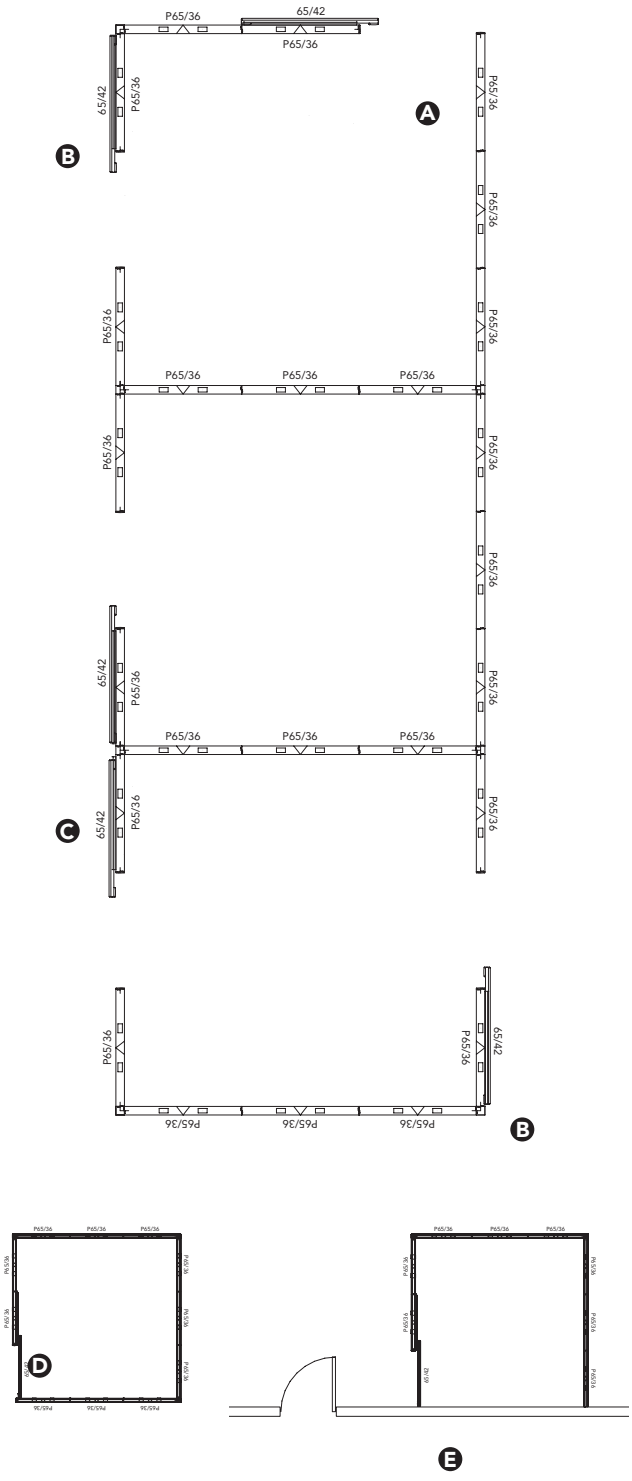

Sliding Doors and Mounting Bracket Kits (page 166)

- The system requires the ordering of both a door and a mounting bracket kit.
- The door and mounting bracket kits are system specific. The Stride door and mounting kit only works with Stride.
- All sliding doors are 42" wide to accommodate a 36"W opening. Doors are non-handed and non-locking.
- A mounting bracket kit must be ordered for each door corresponding to the mounting panels width (30", 36", 42", or 48"W) on which the kit is being installed.

General Guidelines for Layout Planning of Sliding Door

- Stability guidelines must be followed when specifying a sliding door. (Refer to page 144). The sliding door system was designed to close an opening in a run of parallel panels. Doors mounted to long runs of panels without floor support, ties to worksurfaces or return panels may seem less stable.
- If the door is used to close an opening **(A)** where the panel opposite the door is at 90°, there will be a gap equal to the panel thickness between the door and the panel end when closed.
- When planning the layout, care must be taken if the plan includes a door mounted on a panel that is less than 42"W.
- If the panel is at a corner **(B)**, the door will protrude into the aisle or next workstation when in the open position.
- If back-to-back doors are mounted on panels **(C)** that are less than 42"W they will interfere with each if both are open at the same time.
- The door is attached at the base of the panel at any end position with a wrap around bracket. Bracket kits are ordered in conjunction with appropriate end trim profiles. The slots at the base of the panel must be clear **(D)** and cannot be utilized by worksurface supports or panel hung components.
- If the door is mounted to a panel run that is positioned adjacent to a wall **(E)** or an inside 90° angle and there is not a 42" clearance between the track and the wall/inside 90° the assembly of the first stop will be difficult and plans will need to be modified for the assembly.
- If a door is closing an opening of a workstation that includes a "T" connector in the opposite wall, an extended straight connector may need to be used to maintain the 36" required opening.
- Door leveling is dependent on floor being level.

Connectors

There are three components to consider when specifying Stride connectors: 1) connector blocks 2) light block kit 3) vertical trim. Light block and trim must be ordered separately. See examples of "L", "T", and "X" configurations on pages 150 and 151.

Connector Blocks

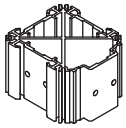

2-Way, 3-Way, and 4-Way Universal Connector Blocks

2-Way 120° Connector Blocks

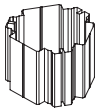

3-Way 120° Connector Blocks

35"H Frames = 2 Connector Blocks
42½"H Frames = 3 Connector Blocks
50"H Frames = 3 Connector Blocks
57½"H Frames = 3 Connector Blocks
65"H Frames = 4 Connector Blocks

Add connector blocks for each level:
7½"H = 1 connector block
15, 22½ or 30"H = 2 connector blocks

STEP 1: CONNECTOR BLOCKS (page 168)

- Universal connector blocks are used to connect frames at "L", "T", "X", or "S" connector junctures, 2-Way "B" 120° connector blocks are used for 120° connector junctures, and 3-Way "C" 120° connector blocks are used for 3-way connector junctures.
- At all connector junctures, specify the number of base frame connector blocks based on the height of the shortest base frame(s).
- Starting at the top of the lowest base frame and going up, add additional connector blocks for each level change. *A level change is any difference in height between frames and/or stacking frames within a connector juncture, not necessarily top cap to top cap. A level change includes a stacking frame (each stacking frame level requires 2 connector blocks).*
- Continue adding blocks for each level until there are fewer than two frames remaining above the last specified level.
- When specifying the 2-, 3-, or 4-way Universal Connector Blocks, CAP/CET specification tools will auto-pick the Z3UCON10P model which comes as a pack of 10. You can manually overwrite this model to Z3UCON and adjust the quantity as needed.

Light Block

2-Way Light Block | 3-Way Light Block | 4-Way Light Block

2-Way "L" 2-Way "S"

STEP 2: LIGHT BLOCK KIT (pages 169-174)

- Each light block kit includes a top cap transition piece and light block. Light block can be specified without top cap for use in extended straight specifications when using spanning top trim.
- Connector blocks and trim must be ordered separately. Trim is available in painted or veneer finish. If top cap only (for use at a 2-way extended straight connector juncture) no light block is required.
- Light block height is equal to the tallest frames. ***Exception:*** When there is only one tallest frame, determine the light block height considering the frames(s) at the next highest frame height.
- Light block quantity is determined by the number of frames at the connector juncture.
- The top cap transition piece is determined by the configuration of the tallest frames at a connector juncture. ***Exception:*** When there is only one tallest frame, specify the top cap transition piece considering the frame(s) at the next highest frame height **and** the tallest frame.
- The top cap transition piece will be located at the height of the light block light block kits can also be specified without a top cap transition piece.

120° Light Block

2-Way "B"

3-Way "C"

2 Frames (90°) = 2-Way Light Block Kit (L)
3 Frames = 3-Way Light Block Kit (T)
4 Frames = 4-Way Light Block Kit (X)

2 Frames (120°) = 2-Way Light Block Kit (B)
3 Frames (120°) = 3- Way Light Block Kit (C)

Light Block Model Logic:

Stride connector = **Z365XS**

Z3	6 5	X	S
	2a. Height	**2b.** Connector Junction	**2c.** Top Cap Trans. Piece (config.)

2a. Light block height = ⌴ ⌴

2b. Connector junction = ⌴
- X – 4-Way
- T – 3-Way
- L – 2-Way
- B – 120° – 2-Way
- C – 120° – 3-Way

2c. Top cap transition piece (configuration): X, T, L, S, B, C = ⌴
Letter codes will be the same if panels are all the same height.

Vertical Trim

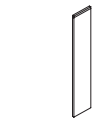

"VH" Variable Height End Trim



"EG" Grooved Variable Height End Trim

"L" 2-Way 90° Filler Trim

"F" Flat Filler Trim (Use 2 for "S" Extended Straight)

"B" 2-Way 120° Filler Trim

"E" End Trim

"EF" End Trim for Footed Panel

STEP 3: TRIM (pages 169-174)

- Vertical trim finishes off panel frames and connectors - available in painted or veneer finish. Connector and light blocks must be ordered separately.
- Vertical filler trim is specified by first considering the location (height) of the top cap transition piece at the connector juncture. (Step 2)

Variable Height (pages 169-174)

- Directly above the top cap transition piece, specify variable height vertical trim "VH" to cover the exposed frame. "VH" attaches directly to the end of the panel frame to finish ends in a high-low condition.
- "G" grooved variable height end trim is used when the base frame of a panel mounted screen is shorter than the adjacent in-line panel.

Filler Trim (pages 169-174)

- Below the top cap transition piece, fill voids to cover exposed connector blocks. If there are two adjacent exposed sides (90°) use "L" 90° vertical filler trim. "L" 90° vertical filler trim attaches to connector blocks
- Fill in remaining voids with "F" flat vertical filler trim, which also attached to connector blocks.
- For "S" extended straight configurations, specify 2 "F" flat vertical filler trim pieces.
- "B" vertical filler trim is used below the top cap transition piece in 120° configurations.

Finished Ends (page 174)

- "E" vertical end trim attaches to the end of the panel frame for use as a finished end on base raceway panel frames.
- "EF" vertical end trim for footed panel is used as a finished end on footed panels frames.
- Wall mount kits provide a means to affix a panel frame to a permanent building wall. Kit adds ¼" to length of panel run.

Wall Kits

Wall Mount Kit

Wall Track

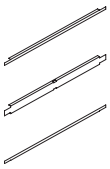

Wall Track Tile Attachment Kit

Wall Track Tile Segment

"W" Wall Mount Kit (page 175)

- Includes top cap.
- Adds 1¼" to run.
- Provides means to affix a panel run to permanent building wall.
- Anchor devices are not supplied.
- Available in painted or veneer finish.

Wall Track (page 175)

- Allows for mounting of system panel components on permanent wall structures.
- Vertical wall track is 60"H. Field cut for lower heights.
- Wall track will add ⅞" to depth of attached components.
- One pair — left and right included.

Wall Track Tile Attachment Kit (page 175)

- Allows mounting of Stride tiles to wall track segments.
- Includes two top/bottom bars and one middle segment bar.
- Add additional wall track tile segment(s) if attaching more than two tiles.

Wall Track Tile Segment (page 175)

- Includes one middle segment bar for additional segmentation.

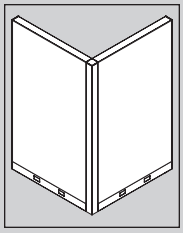

"L" CONFIGURATION — 65"H / 65"H

Models:

Step 1: Connector Blocks
Z3UCON

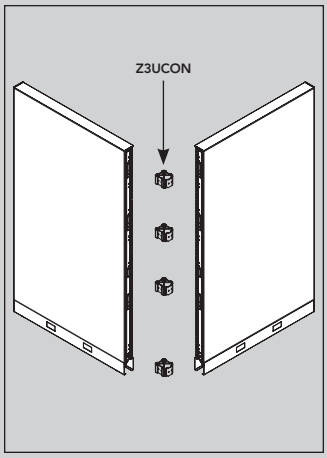

Step 2: Light Block Kit
Z365LL

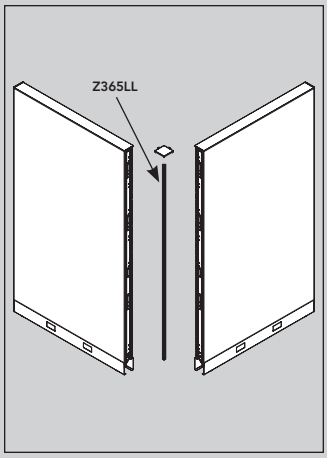

Step 3: Trim
Z365PL

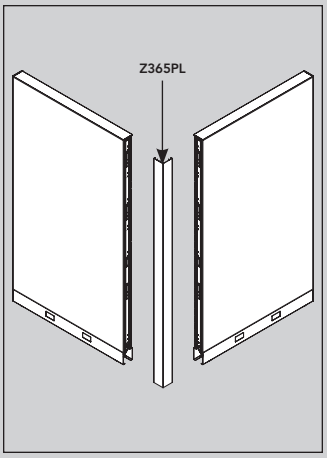

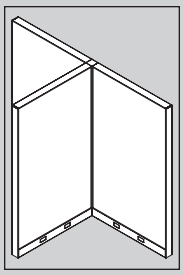

"T" CONFIGURATION — 65"H / 65"H / 65"H

Models:

Step 1: Connector Blocks
Z3UCON

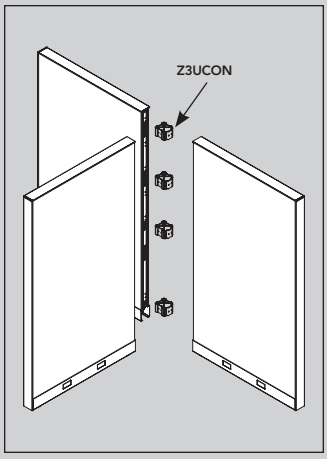

Step 2: Light Block Kit
Z365TT

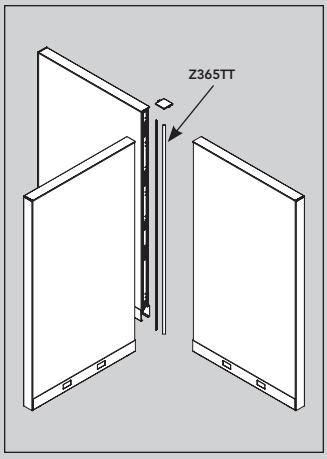

Step 3: Trim
Z365PF

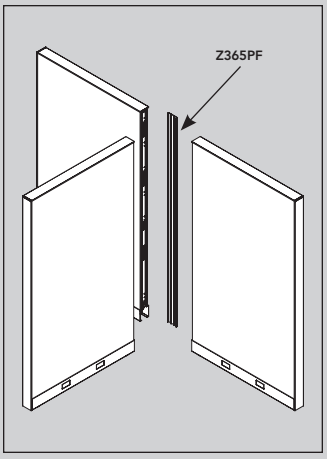

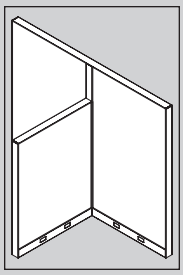

"T" CONFIGURATION — 65"H / 65"H / 50"H

Models:

Step 1: Connector Blocks
Z3UCON

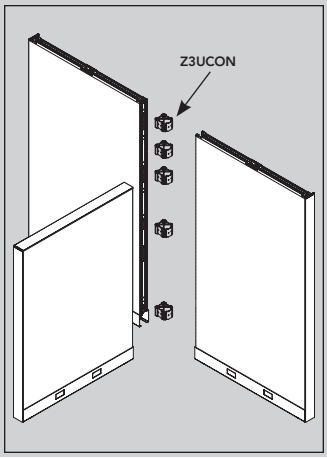

Step 2: Light Block Kit
Z350T

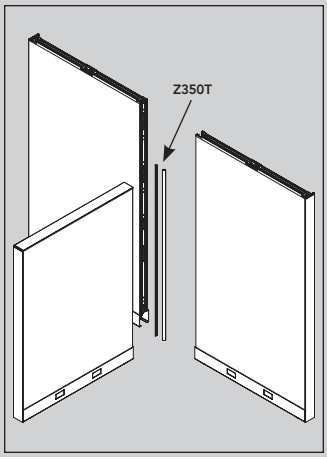

Step 3: Trim
Z365PF
Z315PF
Z375PT (Spanning Top Trim)

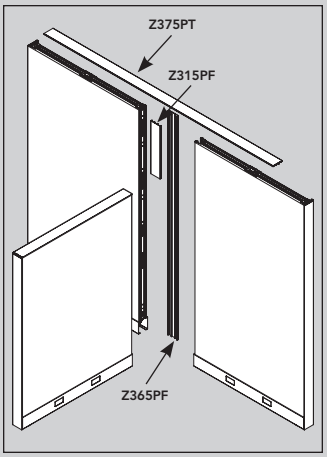

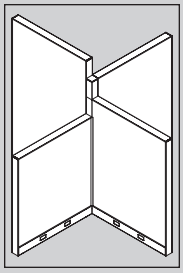

"X" CONFIGURATION — 65"H / 57½"H / 50"H / 42½"H

Models:

Step 1: Connector Blocks
Z3UCON

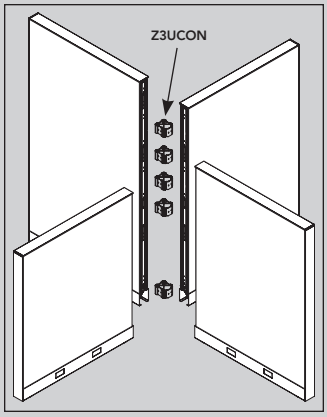

Step 2: Light Block Kit
Z357XL

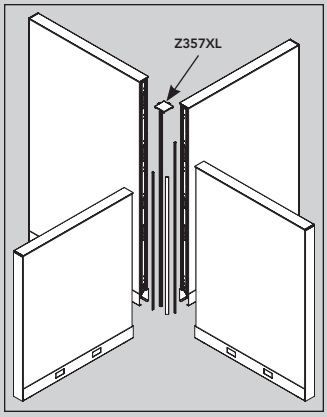

Step 3: Trim
Z307PF
Z307PL
Z307PVH

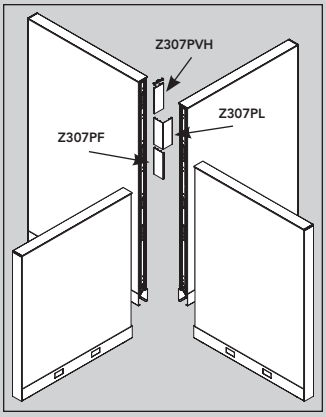

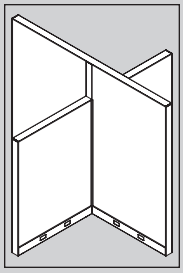

"X" CONFIGURATION — 65"H / 50"H / 65"H / 50"H

Models:

Step 1: Connector Blocks
Z3UCON

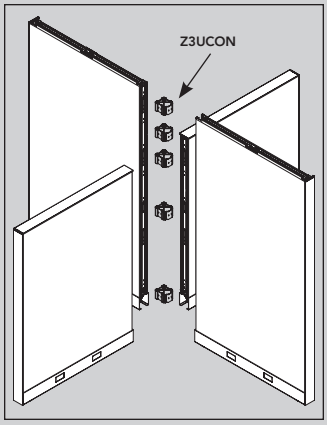

Step 2: Light Block Kit
Z350X

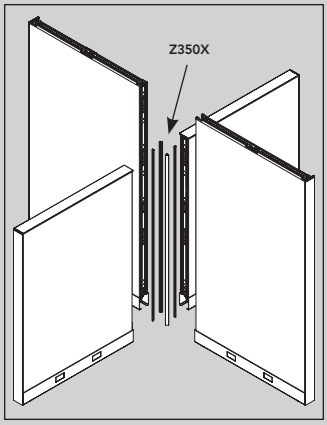

Step 3: Trim
Z315PF
Z315PF
Z375PT (Spanning Top Trim)

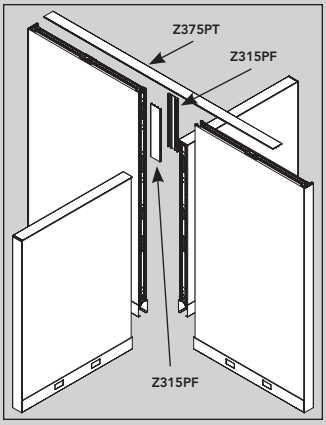

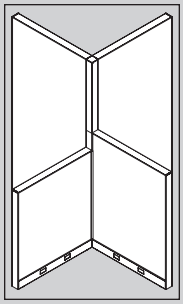

"X" CONFIGURATION – 80"H (65"H frame + 15"H stacker) / 80"H (57½"H frame + 22"H stacker) / 50"H / 42½"H

Models:

Step 1: Connector Blocks
Z3UCON

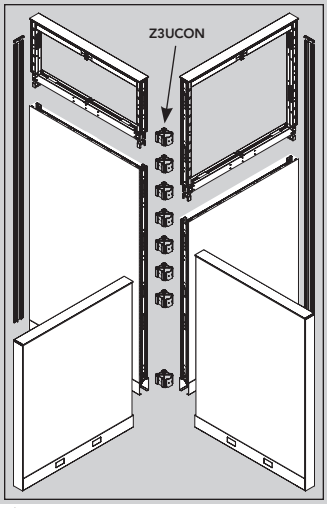

Step 2: Light Block Kit
Z380XL

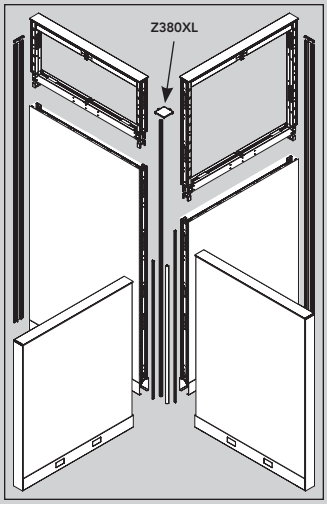

Step 3: Trim
Z330PL
Z307PF

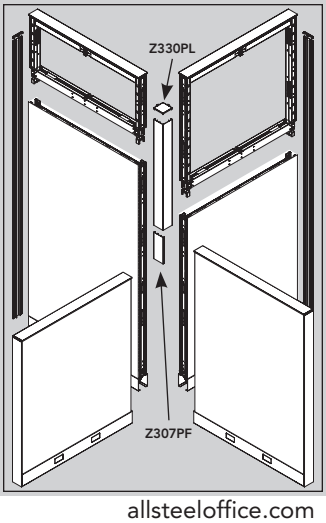

Tiles

Stride tiles come in a variety of styles. Select the aesthetic* and functional combination that meets your specific requirements.

Additional tiles available, see pages 153-159.

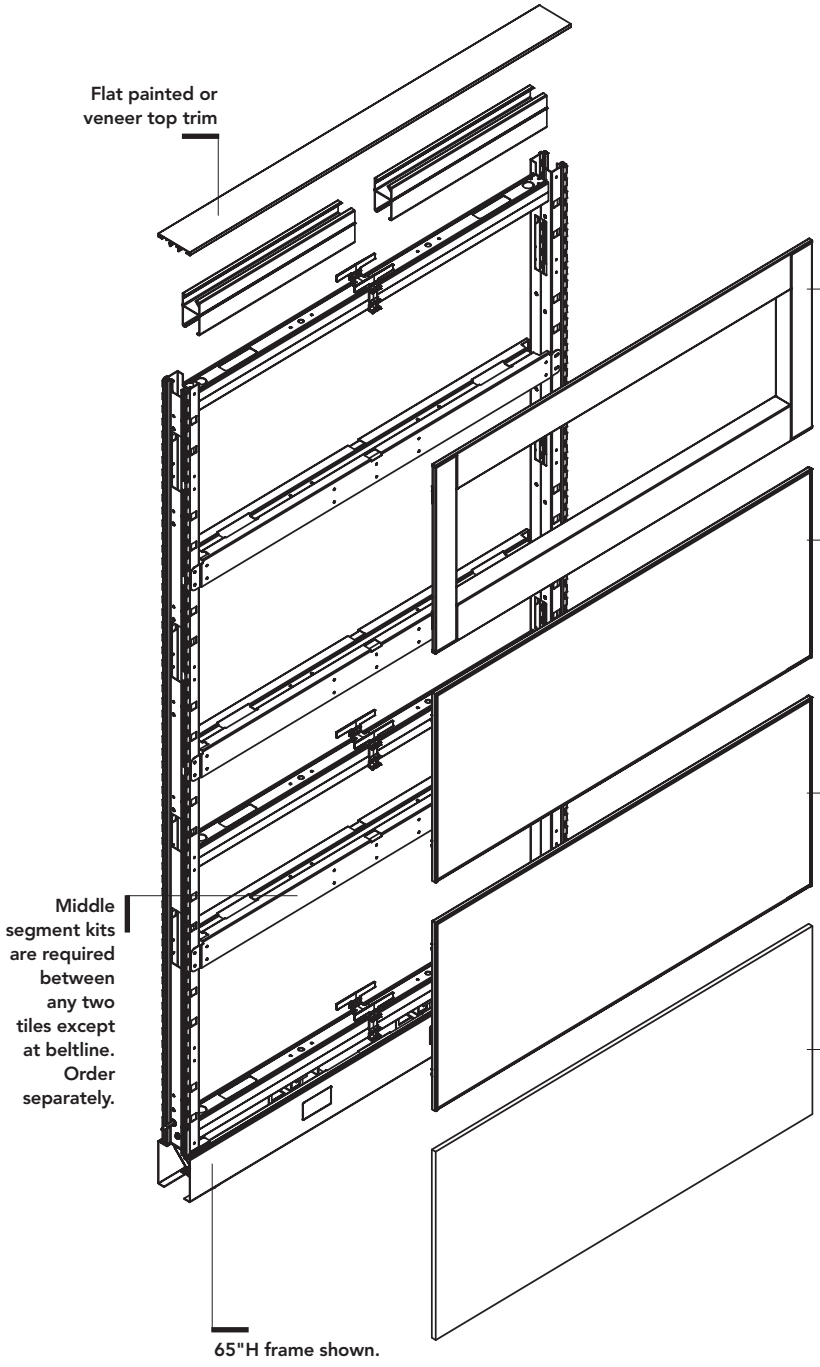

*Aesthetics of opposing tile surface and/or frame interior should be considered when selecting perforated or light colored translucent materials.

Tiles

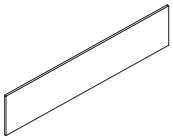

7½"H Tile

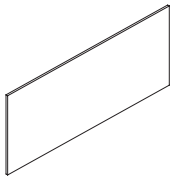

15"H Tile

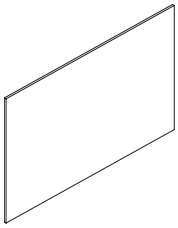

22½"H Tile

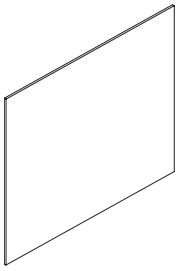

30"H Tile

Landscape™ Surface Material is a ¼" thick material that is available for use on tiles, tower sidelights, storage fronts, panel mounted screens, and modesty panels. The Landscape surface material offering for Stride includes: Foundation and Quattro. Refer to the matrix below for usage guidelines.

Foundation
- Foundation is a fabric material laminated between recyclable PETG resin sheets.
- Foundation is available in two color options: Pure White and Sand.

Quattro
- Quattro is fabric laminated between recyclable PETG resin sheets.
- Quattro is available in Platinum.

Frosted Translucent
- Frosted Translucent is ¼" thick Plexiglas acrylic with flat polished edge.
- Frosted Translucent is available in one color option: Frost.

	Tiles	Tower Sidelights	Storage Fronts	Panel Mounted Screens	Desk Screens	Modesty Panels
Foundation	•	•	•			
Quattro	•	•	•			
Frosted Translucent					•	

Tiles

Tiles ship with attachment clips installed. Tiles do not include segment kits, order separately.

Tackable Acoustical Tiles

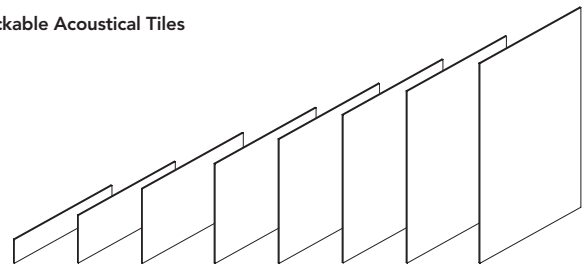

7½", 15", 22½", 30", 37½", 45", 52½", 60"H

Port Tiles

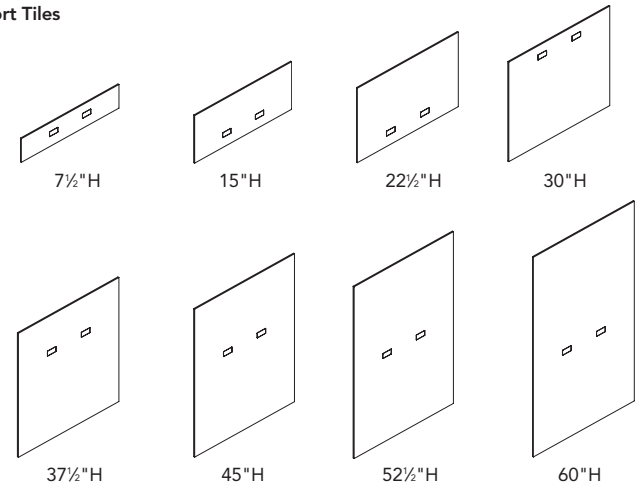

Coordinate Grommet Color with Paint Color:

Paint Color	Grommet Color
Carob — P52	Black — E4
Champagne Metallic — PR5	Muslin — EU
Fossil — P28	Flint — E9
Gunmetal Metallic — PR3	Brownstone — EY
Parchment — P93	Muslin — EU
Platinum Metallic — PR2	Loft — EV

Tackable Acoustical
Tile-to-the-Floor

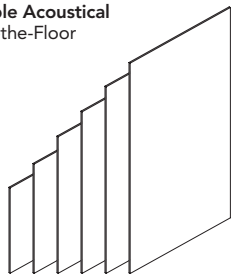

22½", 30", 37½", 45", 52½", 60"H

Steel Tiles

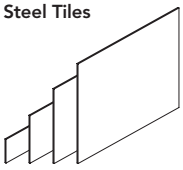

7½", 15", 22½", 30"H

Steel
Tile-to-the-Floor

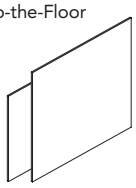

22½", 30"H

Perforated Steel Tiles

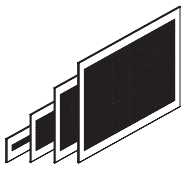

7½", 15", 22½", 30"H

Tool Tiles



7½", 15"H

Tackable Acoustical Tiles (pages 176-177)
- Tackable and acoustical. 7½"H-60"H, 20"W-60"W.
- Tiles do not include segment kits — order separately.
- Tiles are level® 2 when a level® 2 fabric is used.

Port Tiles (pages 178-179)
- Receptacle openings with blank covers (1 in 24"W tiles; 2 in wider tiles).
- Receptacle openings have the ability to accept most commercially available modular data plates.
- Tackable and acoustical. 7½"H-60"H, 24"W-60"W.
- Grommet opening dimension is 1.375"H x 2.700"W.
- When using rail based off-modular, ported tile grommets may interfere with frames mounted perpendicular to the spine.
- 7½"-15"H port tiles can be mounted in any position except bottom position on frame.
- 7½"-22½"H are ported in the bottom for use when segmenting.
- 22½"H port tiles can be flipped for below worksurface power access.
- 30"-60"H port tiles are used to position grommets above a worksurface mounted at 29½"H. Designed for use in bottom position, but can be used in any position.
- Tiles do not include segment kits — order separately.
- Tiles are level® 2 when a level® 2 fabric is used.

Tackable Acoustical Tiles to-the-Floor (page 180)
- Tackable and acoustical. 22½"H-60"H, 20"W-60"W.
- Tiles to-the-floor are to be used in the bottom position only.
- Tiles to-the-floor are 5" longer to accommodate to-the-floor applications and replace base raceway cover.
- Tiles do not include segment kits — order separately.
- Tiles are level® 2 when a level® 2 fabric is used.
- Cannot use tiles to-the-floor with footed panel frames.
- Requires simple in field modification to frame glide tower. After modification, base raceway cover cannot be used with fabric or steel tiles.

Steel Tiles (page 181)
- Painted steel construction. 7½"H-30"H, 20"W-60"W.
- Tiles do not include segment kits — order separately.
- Steel tiles can be used in any location.

Steel Tiles to-the-Floor (page 181)
- Painted steel construction. 22½"H-30"H, 20"W-60"W.
- Tiles do not include segment kits — order separately.
- Tiles to-the-floor are to be used in the bottom position only.
- Tiles to-the-floor are 5" longer to accommodate to-the-floor applications and replace base raceway cover.
- Attachment hardware included.
- Cannot use tiles to-the-floor with footed panel frames.

Perforated Steel Tiles (page 182)
- Tiles do not include segment kits — order separately.
- Allows air flow when placed on each side of panel.
- Aesthetics of opposing tile surface and/or frame interior should be considered when selecting perforated steel tiles.
- Should not be used at locations that span horizontal segment kits or at beltline.

Tool Tiles (page 183)
- Sturdy aluminum extrusion.
- Accommodates Extensions™ work tools — weight capacity not to exceed 80 lbs. If monitor arm attached subtract 25 lbs.
- Consideration needs to be given to height of tools and location of worksurfaces and storage.
- Do not segment within the center of the back side of a 15"H tool tile, instead use two 7½"H tool tiles.
- Tiles do not include segment kits — order separately.
- Do not use at top of wall track.

Tiles

Tiles ship with attachment clips installed. Tiles do not include segment kits, order separately.

Porcelain Marker Board Tiles

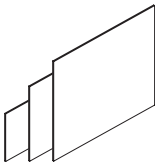

15", 22½", 30"H

15" W
Marker Board Tray

Steel Marker Board Tiles

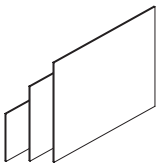

15", 22½", 30"H

Landscape Surface Tiles

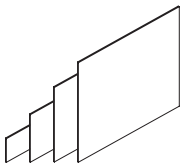

7½", 15", 22½", 30"H
Infinite Spectrum™, Pearlescent Strata, Foundation, Quattro

Handling and care for marker boards:

1. Leaving ink on the board for an extended period of time may lead to images remaining on the board, commonly known as "ghosting," after erasing.
2. To avoid ghosting, thoroughly erase your marker board after every use and clean your board weekly with marker board cleaner.
3. Expo® brand dry-erase markers are recommended for best erasing results.
4. Avoid using red and orange markers for easier cleaning and to reduce the likelihood of ghosting.
5. Do not use permanent or non-dry erase markers.
6. To maintain eraser performance, follow manufacturer's instructions.

Laminate Tiles

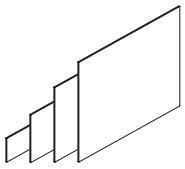

7½, 15", 22½", 30"H

Laminate Tiles to-the-Floor

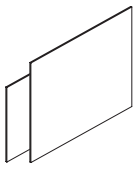

22½", 30"H

Glass Tile Kit

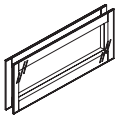

15"H

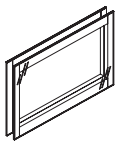

22½"H

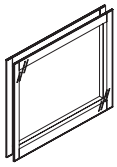

30"H

Pass-Thru Trim Kit

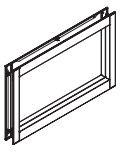

22½"H

Porcelain Marker Board Tiles (page 184)

- White porcelain-coated steel surface encased within a steel frame.
- Accepts magnetic accessories.
- Paint color for frame must be specified.
- Marker boards ship with tile attachment clips installed.
- Tiles do not include segment kits — order separately.
- 15"W magnetic marker board tray that is natural aluminum is available. Order model TK4TRAYMS separately.
- For everyday cleaning of dry-erase marker ink, use Clorox wipes. Should a permanent marker be used, a citrus cleaner such as Quartet will remove the ink. Note that a citrus cleaner is not recommended for everyday cleaning as it leaves a residue on the marker board.

Steel Marker Board Tiles (page 184)

- White marker board tile; painted steel surface.
- Accepts magnetic accessories.
- Tiles do not include segment kits — order separately.
- 15"W magnetic marker board tray that is natural aluminum is available. Order model TK4TRAYMS separately.
- For everyday cleaning of dry-erase marker ink, use Clorox wipes. Should a permanent marker be used, a citrus cleaner such as Quartet will remove the ink. Note that a citrus cleaner is not recommended for everyday cleaning as it leaves a residue on the marker board.

Landscape Surface Tiles (page 185)

- ¼" material encased within a painted steel frame.
- Paint color for frame must be specified.
- Tiles do not ship with segment kits — order separately.
- Should not be used at locations that span horizontal segment kits or at beltline.
- Available in Foundation™ and Quattro.

Laminate Tiles (pages 186-187)

- Laminate construction, available in all standard laminate finishes.
- Tiles do not include segment kits — order separately.
- Grain direction runs vertical on all sizes.

Laminate Tiles to-the-Floor (pages 188-190)

- Laminate construction, available in all standard laminate finishes.
- Tiles to-the-floor are to be used in the bottom position only.
- Tiles to-the-floor are 5" longer to accommodate to-the-floor applications and replace base raceway cover.
- Do not use tiles to-the-floor with footed panel frames.
- Tiles do not include segment kits — order separately.

Single Pane Glass Tile Kits (page 191)

- Kit includes single pane of tempered safety glass for one side of frame and trim for the other side of frame.
- Glass is flush on one side.
- Tiles do not include segment kits — order separately.
- Kits ship with tile attachment clips installed.
- Attachment hardware included.
- Should not be used at locations that span horizontal segment kits or at beltline.
- Low profile glass stacker kits also available.

Pass-Thru Trim Kits (page 191)

- Painted steel frame.
- Open frame without tiles, used for ability to pass objects from one side of frame to the other.
- Segment kits not included — order separately.
- One kit accommodates both sides of panel frame.
- Attachment hardware included.
- Should not be used at locations that span horizontal segment kits or at beltline.

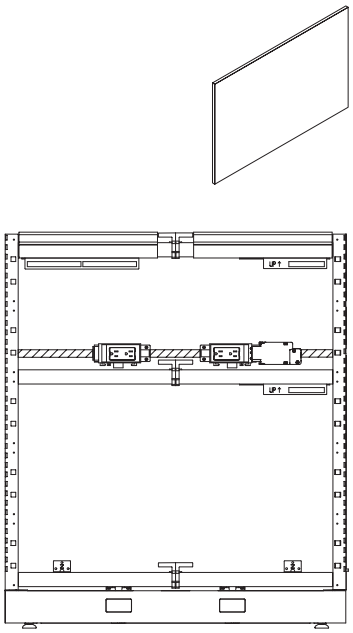

Beltline power is only available above the beltline on the opposite side of the spanning tile.

Tiles

Spanning Tiles (pages 189-190)

- Not compatible with landscape tiles.
- Base panel height must match tile height. Example: 50"H tile must go on a 50"H base frame, not 50"H tile on 35"H base frame + 15"H stacker.
- Can be used with any combination of two frame widths.
- No more than two frames per tile.
- Bracket Kits:
  - Z4STBRKT1 = 30/35"H
  - Z4STBRKT2 = 42/50"H
- Full laminate and edgeband options available.
- Horizontal grain only.
- For dual-sided spanning tile applications, an additional Bracket Kit must be ordered.
- For dual-sided applications, spanning tiles must be mounted to the same panel frames.
- Laminate is ⅜" thick, edgeband is 0.8mm thick.
- Slotted standard is accessible when using spanning tiles on the two outside slots.
- Cannot be used with Wall Track.
- Spanning tiles are not compatible with panel frames produced prior to July 2014. For applications with panels produced prior to July 2014, please reach out to the Tailored Products Group.

Frame Combinations

54w		60w		66w		72w		78w		84w		90w		96w	
Frame 1	Frame 2	Frame 1	Frame 2	Frame 1	Frame 2	Frame 1	Frame 2	Frame 1	Frame 2	Frame 1	Frame 2	Frame 1	Frame 2	Frame 1	Frame 2
24	30	24	36	24	42	24	48	30	48	24	60	30	60	36	60
		30	30	30	36	30	42	36	42	36	48	42	48	48	48
						36	36			42	42				

Stride Stratawood and Natural Veneer

Wood owes its inherent beauty to variations in color, grain and texture, and therefore, these variations are not considered defects. There may be minor variations from one piece of furniture to the next, even though they are finished at the same time. Exposure to light and the aging process will cause darkening of natural wood products. Light finishes on wood products do not mask the natural characteristics of wood. Therefore, Allsteel does not guarantee the exact matching grain, pattern and color.

Stride veneer trim, connectors, tiles and storage fronts are offered in Stratawood (composite) finishes and in Natural veneer finishes. (See page 136 for finishes.)

Stride Stratawood and Natural veneer worksurfaces are protected by one of the world's most advanced wood finishing process by Gunlocke®. It provides the ultimate in scratch, stain, chemical, and heat resistance for these high-wear surfaces. The jewel-like clarity and depth allow the natural beauty of the wood to glow through.

Stratawood Veneer Vs. Natural Veneer: Which is best for you?

Stratawood and Natural veneer have similarities and differences. Both options provide a wood surface. Exposure to light will cause both options to darken. Both Stratawood and Natural veneer will be a stylish addition to any specification. However the look, feel and process for Stratawood and Natural veneer are different.

Stratawood Veneer

Stratawood veneer features a repeatable straight-grain pattern, absent of the cathedrals seen in Natural veneer. Although slight differences in tone should be expected, the Stratawood pattern will maintain a consistent appearance across all products.

Stratawood veneer is an engineered wood veneer enhanced by technology for consistency in both color and grain pattern resulting in very few defects.

Although exposure to light will cause Stratawood veneer to darken slightly, additional orders at later dates will match existing product pattern and will match the color when matured. This creates a smooth process for adding on to existing installations.

Natural Veneer

Natural veneer is subject to nature's quality control. Differences in grain and color are naturally occurring variations and can not be controlled by the manufacturer and cannot be considered as product defects. Natural veneer has the characteristics and beauty of a living organism; with its own variations of grain, growth, and color patterns. For these reasons, Natural veneer is preferred by many for its warmth and personal characteristics.

Color changes will occur over time when wood is exposed to light. For this reason, when new product is ordered as an addition to existing product, there will be color variances between the old and new product. Please remember when specifying new product that although the species of veneer will be the same, additional product is being manufactured from a different tree. It may take several months for the new furniture to mature to the color level of the existing product. Even with this maturation process the additional product may not be an exact match.

When ordering Natural veneer tiles for Stride frames, please refer to pages 158-159 for information. Natural tiles sets must be ordered to ensure grain pattern matching. All panels with two or more continual natural veneer segments will need to be ordered as a set and will be grain matched for consistency. These tile sets must remain together throughout the manufacturing and installation process.

Natural veneer worksurfaces may exhibit a color variance between the surface and the edge detail or when butted together at a 90 degree angle. This natural phenomenon is called polarization (or grain flip) which alters the color and appearance of adjacent worksurfaces with grain running perpendicular. The appearance of wood veneer may change slightly depending on what angle it is viewed from, although it is most often noticed on worksurfaces installed at 90 degree angles to each other. For your guidance, please see illustrations within the worksurface section when specifying for an understanding of grain direction in your installation.

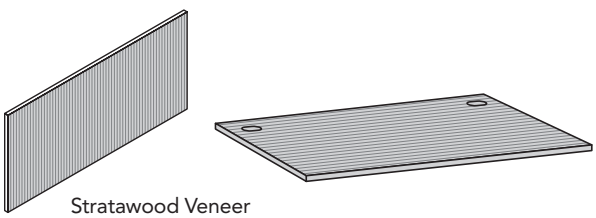

Stratawood Veneer

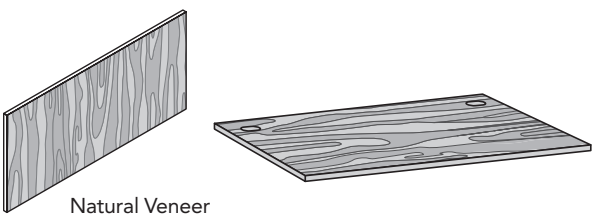

Natural Veneer

Caring for your Veneer finish:

- General maintenance procedures entail wiping clean the entire surface with a clean, water dampened soft cloth once per week. (Be sure to wipe with the grain.)
- Murphy's® Oil Soap may be used as a general purpose type cleaner with warm water to clean tops.
- The finish may also be polished with Guardsman® Furniture Polish (contains no waxes or silicones) to provide renewed luster.
- Be sure to wipe up all spills immediately.

Veneer on Stride

2 Different Veneer Types

Natural veneer is subject to nature's quality control. Each specimen will exhibit differences in grain pattern and tone. This is to be expected, and, in fact contributes to the individuality of each product.

Stratawood veneer features a straight-grain pattern, absent of the cathedrals seen in natural veneer. Although slight differences in tone should be expected, the Stratawood pattern will maintain a consistent appearance across all products.

Veneer Finish Options

See page 136 for available finishes and finish indicators in both Natural and Stratawood.

Natural Veneer Tile Sets for Stride

- Natural veneer tile sets are used when 2 or more natural veneer tiles are vertically adjacent to each other on the same panel (see illustration below) in order to maximize the beauty of real wood and carry the grain pattern from tile to tile.
- Tile sets do not apply to Stratawood tiles, as the grain pattern is consistent from tile to tile.

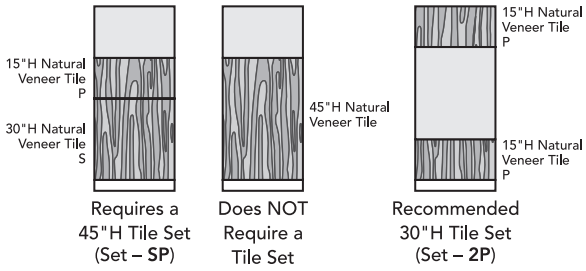

Specifying Standard Natural Veneer Tile Sets

1. Determine the height of the natural veneer tile set.
   a. The total height of tile required can be calculated by deducting 5" (the height of the frame base) from the nominal panel height.
   b. To calculate set height simply add the heights of the tiles in the set (for example, one 15"H tile and one 30"H tile would require a 45"H tile set — see illustration above).
2. Natural veneer to-the-floor tile sets are available following regular sets.
   - A 45"H Natural veneer to-the-floor tile set will fully fill a 50"H frame.
   - A 52½"H Natural veneer to-the-floor tile set will fully fill a 57½"H frame.
   - A 60"H Natural veneer to-the-floor tile set will fully fill a 65"H frame.

Note

1. Tile sets MUST remain together throughout the installation process in order to maximize the beauty of real wood and carry the grain pattern vertically from tile to tile.
2. The backside of each tile in the tile set is marked with a set number so that the tiles comprising that specific set do not get confused with any other natural veneer tile sets.
3. The backside of each tile in the tile set with a letter denoting the placement of each tile in the set. The tile marked A is the top tile in the set, followed by B, C, and so on.

Natural Veneer Tile Set Position Options Chart

Natural Veneer Tile Sets	Nominal Panel Height	Natural Veneer Tile Set Code	Tile Set Height	Tiles Included (bottom to top)
	35"H	2P	30"H	PP
	42½"H	QP	37½"H	QP
	50"H	3P	45"H	PPP
		SP	45"H	SP
	57½"H	Q2P	52½"H	QPP
		SQ	52½"H	SQ
	65"H	4P	60"H	PPPP
		S2P	60"H	SPP

Veneer Tiles (page 192)
- Veneer tiles produced by Gunlocke® available in Stratawood or Natural veneer.
- Stratawood veneer has a consistent straight-grain pattern.
- Natural veneer will have cathedrals and as a natural material is subject to nature's quality control with variations in grain pattern and tone.
- Tiles do not include segment kits — order separately.
- Veneer tiles, kits, and tile sets all ship with attachment clips installed.
- If two or more natural veneer tiles are vertically adjacent, Natural veneer tile sets should be ordered to carry the grain pattern.
- Grain direction runs vertical on all sizes.

Veneer Tiles to-the-Floor Kits (page 193)
- Tiles do not include segment kits — order separately.
- Tiles to-the-floor are to be used in the bottom position only.
- Tiles to-the-floor are 5" longer to accommodate to-the-floor applications.
- Tiles to-the-floor replace base raceway cover.
- Tiles to-the-floor cannot be used with footed panel frames.

Natural Veneer Tile Sets (pages 194-195)
- Specify when two or more natural veneer tiles are adjacent to carry the vertical grain pattern from tile to tile.

Veneer to-the-Floor Tile Sets (page 196)
- Specify when two or more natural veneer tiles are adjacent to carry the vertical grain pattern from tile to tile.
- Veneer to-the-floor tile set are 5" longer to accommodate to-the-floor applications.
- Veneer to-the-floor tile sets replace base raceway cover.
- Veneer to-the-floor tile sets cannot be used with footed panel frames.

Natural Veneer Tile Sets

Tile Height Codes used for Natural Veneer Sets below:

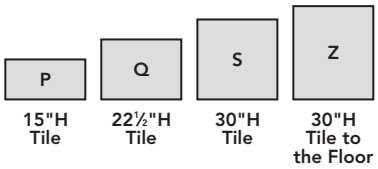

Letters on tiles represent height of individual tiles, see codes above.

Ordering code is listed above each tile set, and total height of set is listed below.

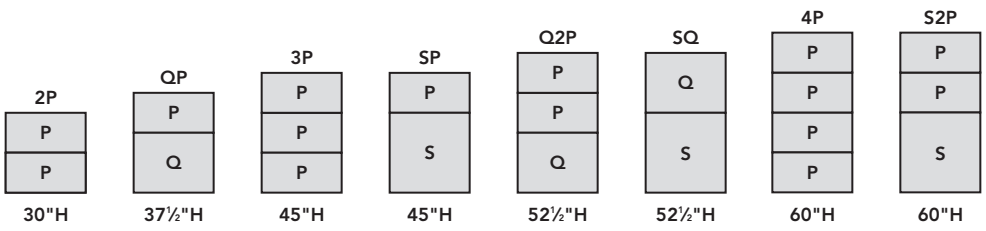

Veneer to-the-floor tile sets have a base tile that is 5" longer to accommodate "to-the-floor" applications.

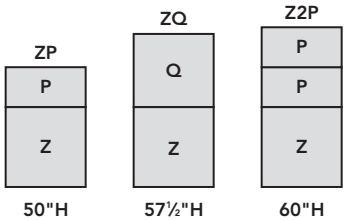

Off-Modular

GSA Reference Page

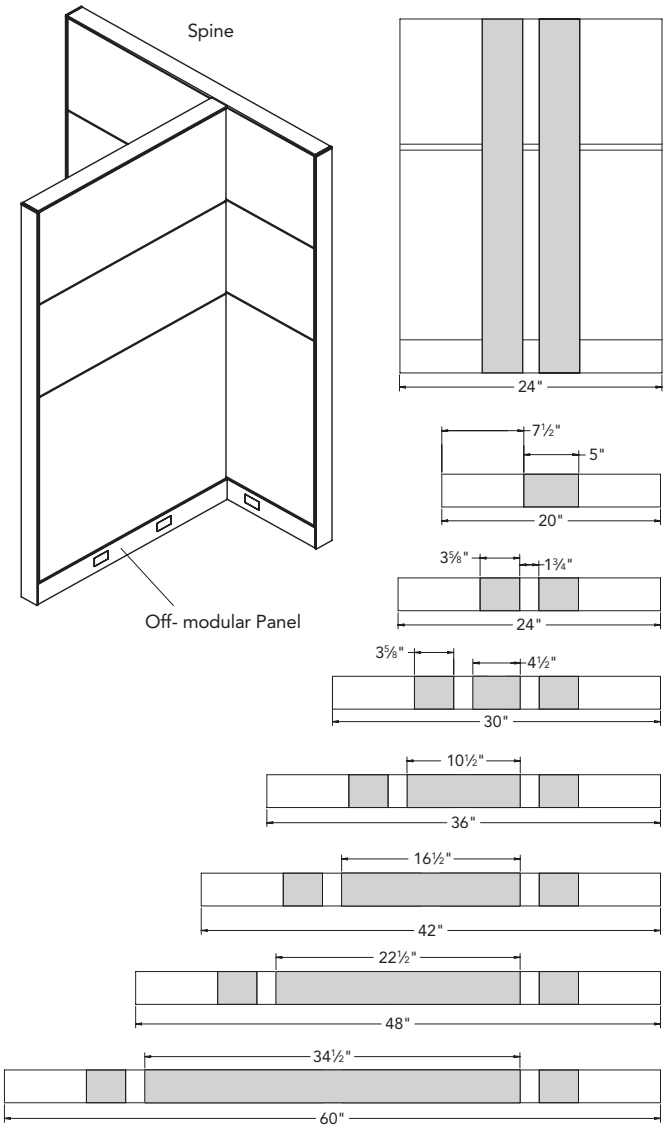

Shaded area indicates acceptable location for off-module connector when using electrical power harnesses.

Off-Module Non-Rail Based Connector Guidelines

- Off-module connector kits join panels off-module at 90° angles. The total 3" panel thickness must be positioned within the confines of the shaded areas, as depicted in the illustration, but cannot be positioned directly over electrical cutouts in the frame horizontal.
- Tiles and base pathway covers cannot be removed from the face of a panel to which an off-module connected panel is mounted.
- Base panel frames must be the same height.
- Do not stack on an off-modular return panel.
- Do not suspend more than one overhead storage unit per side from panels in a panel run which is mounted, at one or both ends, with an off-module connector kit.
- Use data port (model UTP) to route data and electrical between primary panel run and panel-mounted off-modular.
- Panel mounted screens or low profile glass stackers cannot be used on the parent run or on an off-modular panel.
- Footed panel frames can be used on the spine wall but cannot be used as the off-modular panel frame.
- To-the-floor tiles cannot be used on the side of the spine wall where off-modular return panel is attached.

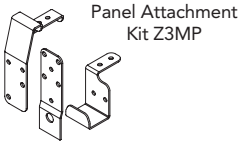
Panel Attachment Kit Z3MP

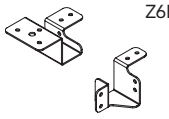
End Panel Kit Z6EPK

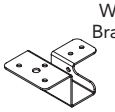
Worksurface Bracket Z6MK

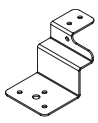
3" Layered Worksurface Bracket Z6Z3MK

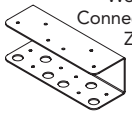
Layered Worksurface Connection Bracket Z6C3BK

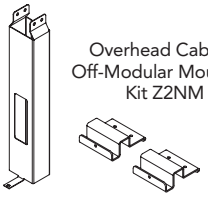
Overhead Cabinet Off-Modular Mounting Kit Z2NM

Off-Modular Non Rail-Based Accessories

Panel Attachment Kit (page 197)
- Connector allows for off-module connection, does not add to length of run.
- Black only.

End Panel Kit (page 197)
- Used to attach an end panel off-modular.
- Bracket requires a segmented panel at 22½"H for mounting.

Worksurface Bracket (page 197)
- Allows in-line support legs and end-panels to be attached off-module.
- Bracket requires a segmented panel at 22½"H for mounting.
- Cannot be used closer than 12" from end of panel.

3" Layered Worksurface Bracket (page 197)
- Used to mount off-modular worksurface at 26½"H.
- Bracket requires a segmented panel at 22½"H for mounting.

Layered Worksurface Connection Bracket (page 197)
- Used to attach a worksurface 3" higher or lower to an installed worksurface.

Overhead Cabinet Off-Modular Mounting Kit (page 197)
- Used to mount overhead cabinet on a panel which is up to 18" narrower than cabinet width.
- Requires one side of cabinet to be held on module.

Frames

Stride® — Panel Frames

For specification information see pages 141-147.

GSA SIN 33721

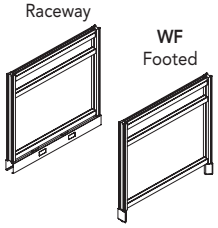

Description	Model	List Price WR or WN	List Price WF
35"H Panel Frames without Top Trim			
24"W	**Z03524** ⌴⌴ S	$ 402	$ 451
30"W	**Z03530** ⌴⌴	$ 436	$ 479
36"W	**Z03536** ⌴⌴	$ 460	$ 512
42"W	**Z03542** ⌴⌴	$ 493	$ 539
48"W	**Z03548** ⌴⌴	$ 524	$ 569
60"W	**Z03560** ⌴⌴	$ 597	$ 647

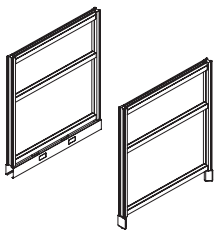

42½"H Panel Frames without Top Trim			
24"W	**Z04224** ⌴⌴ S	$ 418	$ 468
30"W	**Z04230** ⌴⌴	$ 453	$ 502
36"W	**Z04236** ⌴⌴	$ 482	$ 535
42"W	**Z04242** ⌴⌴	$ 514	$ 562
48"W	**Z04248** ⌴⌴	$ 552	$ 600
60"W	**Z04260** ⌴⌴	$ 615	$ 665

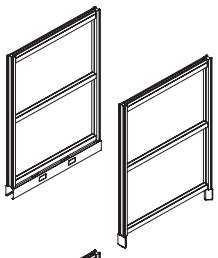

50"H Panel Frames without Top Trim			
24"W	**Z05024** ⌴⌴	$ 442	$ 491
30"W	**Z05030** ⌴⌴	$ 470	$ 523
36"W	**Z05036** ⌴⌴	$ 502	$ 553
42"W	**Z05042** ⌴⌴	$ 539	$ 589
48"W	**Z05048** ⌴⌴	$ 569	$ 624
60"W	**Z05060** ⌴⌴	$ 656	$ 708



57½"H Panel Frames without Top Trim			
24"W	**Z05724** ⌴⌴	$ 460	$ 508
30"W	**Z05730** ⌴⌴	$ 500	$ 543
36"W	**Z05736** ⌴⌴	$ 531	$ 576
42"W	**Z05742** ⌴⌴	$ 565	$ 611
48"W	**Z05748** ⌴⌴	$ 604	$ 656
60"W	**Z05760** ⌴⌴	$ 693	$ 737



65"H Panel Frames without Top Trim			
24"W	**Z06524** ⌴⌴	$ 482	$ 527
30"W	**Z06530** ⌴⌴	$ 518	$ 565
36"W	**Z06536** ⌴⌴	$ 559	$ 601
42"W	**Z06542** ⌴⌴	$ 595	$ 638
48"W	**Z06548** ⌴⌴	$ 636	$ 677
60"W	**Z06560** ⌴⌴	$ 721	$ 771

How to specify —

Select the Panel Frame Model Number from above.

Z 0 ⌴⌴⌴⌴

1st Option:

Select the Base Option:

WR Without Top Trim; With Raceway Cover Knockouts on both sides

WN Without Top Trim; With Raceway Cover Knockouts on 1 side.

WF Without Top Trim; With Footed Panel Frame.

⌴⌴ .

2nd Option:

Select the Paint Color:

P1 P2 P3

See page 136 for finishes.

For P2 Paints — add $29.

For P3 Paint — add $55.
Footed frames not available in P3 paint.

P ⌴⌴

Examples: **Z04224WR.P4J** **Z04224WN.P7D** **Z04260WF.P02**

S *Shippable by small-package carrier.*

Frames

Stride® — Stacking Panel Frames / Segment Kits / Conversion Kits

For specification information see pages 141-147.

GSA SIN 33721

Z01536P

Description	Model	List Price
15"H Stacking Frames		
24"W	**Z01524P** S	$ 425
30"W	**Z01530P** S	$ 441
36"W	**Z01536P** S	$ 454
42"W	**Z01542P** S	$ 472
48"W	**Z01548P** S	$ 491
60"W	**Z01560P** S	$ 518

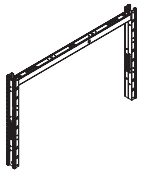

Z02236P

22½"H Stacking Frames		
24"W	**Z02224P** S	$ 436
30"W	**Z02230P** S	$ 459
36"W	**Z02236P** S	$ 491
42"W	**Z02242P** S	$ 518
48"W	**Z02248P** S	$ 549
60"W	**Z02260P** S	$ 616

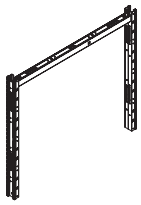

Z03036P

30"H Stacking Frames		
24"W	**Z03024P** S	$ 450
30"W	**Z03030P**	$ 488
36"W	**Z03036P**	$ 526
42"W	**Z03042P**	$ 560
48"W	**Z03048P**	$ 613
60"W	**Z03060P**	$ 708

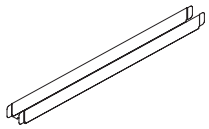

Z236SK

Segment Kits (no color option) — for Base Panel Frames and Stacking Frames		
24"W	**Z224SK** S	$ 77
30"W	**Z230SK** S	$ 81
36"W	**Z236SK** S	$ 86
42"W	**Z242SK** S	$ 88
48"W	**Z248SK** S	$ 96
60"W	**Z260SK** S	$ 101

Z2RF

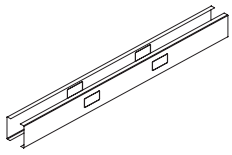

Z236FR

Description	Model	P1 Paint List Price	P2 Paint List Price
Raceway to Footed Conversion Kit			
Base Raceway to Footed Kit	**Z2RF** S	$ 264	$ 293
Footed-to-Base Raceway Conversion Kits			
24"W Footed-to-Base Raceway Kit	**Z224FR** S	$ 330	$ 378
30"W Footed-to-Base Raceway Kit	**Z230FR** S	$ 330	$ 378
36"W Footed-to-Base Raceway Kit	**Z236FR** S	$ 330	$ 378
42"W Footed-to-Base Raceway Kit	**Z242FR** S	$ 330	$ 378
48"W Footed-to-Base Raceway Kit	**Z248FR** S	$ 330	$ 378
60"W Footed-to-Base Raceway Kit	**Z260FR** S	$ 330	$ 378

How to specify —

Select the Model Number from above.

1st Option:

Segment Kit Color *(if applicable)*:

P Black

1st Option:

Paint *(if applicable)*:

See page 136 for finishes.

Z | | | | | | | **P** | **P** | |

Examples: **Z01548P** **Z224SK.P** **Z236FR.P7C**

S *Shippable by small-package carrier.*

Frames

Stride® — Low Profile Glass Stacker Kits

For specification information see pages 141-147.

GSA SIN 33721

Description	Model	Clear List Price	Frosted List Price
15"H Low Profile Glass Stacker Kits (Examples span multiple panels)			
24"W	**Z41524GL** S	$ 937	$ 1129
30"W	**Z41530GL** S	$ 1007	$ 1217
36"W	**Z41536GL** S	$ 1086	$ 1310
42"W	**Z41542GL** S	$ 1168	$ 1407
48"W	**Z41548GL** S	$ 1235	$ 1492
60"W (30" + 30" or 24" + 36")	**Z41560GL** S	$ 1411	$ 1701
72"W (36" + 36" or 24" + 48")	**Z41572GL**	$ 1633	$ 1968
84"W (36" + 48")	**Z41584GL**	$ 1798	$ 2170
90"W (42" + 48" or 30" + 30" + 30")	**Z41590GL**	$ 1883	$ 2273
96"W (48" + 48" or 30" + 30" + 36")	**Z41596GL**	$ 1995	$ 2408

Description	Model	List Price
Tie Bracket Kit for Low Profile Glass Stacker Kits		
In-Line Connection	**Z3TBGI** S	$ 40
"L" Connection	**Z3TBGL** S	$ 40
"T" Connection	**Z3TBGT** S	$ 40
"X" Connection	**Z3TBGX** S	$ 40
"S" Connection	**Z3TBGS** S	$ 40
2-Way 120° Connection	**Z3TBGB** S	$ 40
3-Way 120° Connection	**Z3TBGC** S	$ 40

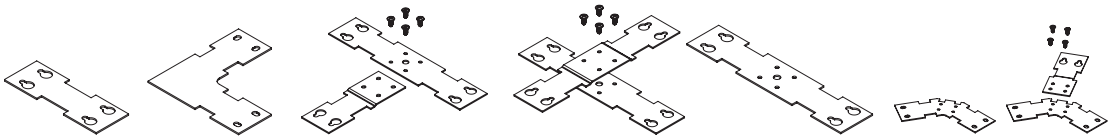

Z3TBGI Z3TBGL Z3TBGT Z3TBGX Z3TBGS Z3TBGB Z3TBGC

How to specify —	*1st Option:*	*2nd Option:*
Select the Model Number from above.	**Paint — Interior Shroud** *(if applicable)*: P1 P2 P3 See page 136 for finishes.	**Glass Type** *(if applicable)*: **C** Clear **F** Frosted
Z _____ . **P** ___ .		___

Examples: **Z41530GL.P27.C** **Z3TBGL**

S *Shippable by small-package carrier.*

Tiles

Stride® — Panel Mounted Screens

For specification information see page 144.

GSA SIN 33721

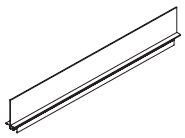

Description	Model	Clear List Price	Frosted List Price	Smoked List Price
7½"H x ⅜" Thick Glass Panel Mounted Screens — Painted Trim				
24"W	**Z40724TGS**	$ 654	$ 700	$ 746
30"W	**Z40730TGS**	$ 710	$ 758	$ 810
36"W	**Z40736TGS**	$ 815	$ 871	$ 930
42"W	**Z40742TGS**	$ 870	$ 928	$ 993
48"W	**Z40748TGS**	$ 935	$ 999	$ 1066
54"W	**Z40754TGS**	$ 1038	$ 1110	$ 1185
60"W	**Z40760TGS**	$ 1141	$ 1219	$ 1301
66"W	**Z40766TGS**	$ 1256	$ 1342	$ 1433
72"W	**Z40772TGS**	$ 1368	$ 1463	$ 1560
78"W	**Z40778TGS**	$ 1469	$ 1571	$ 1676
84"W	**Z40784TGS**	$ 1567	$ 1674	$ 1788
90"W	**Z40790TGS**	$ 1676	$ 1793	$ 1912
96"W	**Z40796TGS**	$ 1779	$ 1903	$ 2029
15"H x ⅜" Thick Glass Panel Mounted Screens — Painted Trim				
24"W	**Z41524TGS**	$ 710	$ 758	$ 810
30"W	**Z41530TGS**	$ 767	$ 820	$ 875
36"W	**Z41536TGS**	$ 882	$ 942	$ 1006
42"W	**Z41542TGS**	$ 942	$ 1007	$ 1074
48"W	**Z41548TGS**	$ 1017	$ 1088	$ 1160
54"W	**Z41554TGS**	$ 1129	$ 1206	$ 1288
60"W	**Z41560TGS**	$ 1239	$ 1323	$ 1414
66"W	**Z41566TGS**	$ 1362	$ 1455	$ 1553
72"W	**Z41572TGS**	$ 1481	$ 1584	$ 1690
78"W	**Z41578TGS**	$ 1676	$ 1792	$ 1912
84"W	**Z41584TGS**	$ 1871	$ 2000	$ 2133
90"W	**Z41590TGS**	$ 1932	$ 2064	$ 2204
96"W	**Z41596TGS**	$ 1996	$ 2134	$ 2277

How to specify —	*1st Option:*	*2nd Option:*
Select the Model Number from above.	**Glass** *(if applicable)*: **LC** Clear **LF** Frosted **GSM1** Smoked	**Paint Color:** P1 P2 P3 See page 136 for finishes.
Z 4 . L . P		

Example: **Z40742TGS.LC.P7D**

S Shippable by small-package carrier.

Tiles

Stride® — Panel Mounted Screens

For specification information see page 144.

GSA SIN 33721

Description	Model	V1 Clear List Price	V1 Frosted List Price	V1 Smoked List Price	V3 Clear List Price	V3 Frosted List Price	V3 Smoked List Price	V5 Clear List Price	V5 Frosted List Price	V5 Smoked List Price
7½"H x ⅜" Thick Glass Panel Mounted Screens — Veneer Trim										
24"W	Z40724TGSV	$ 999	$ 1059	$ 1124	$ 1102	$ 1162	$ 1227	$ 1171	$ 1231	$ 1296
30"W	Z40730TGSV	$ 1085	$ 1149	$ 1221	$ 1197	$ 1261	$ 1333	$ 1271	$ 1335	$ 1407
36"W	Z40736TGSV	$ 1240	$ 1314	$ 1395	$ 1368	$ 1442	$ 1523	$ 1453	$ 1527	$ 1608
42"W	Z40742TGSV	$ 1317	$ 1396	$ 1481	$ 1453	$ 1532	$ 1617	$ 1543	$ 1622	$ 1707
48"W	Z40748TGSV	$ 1421	$ 1508	$ 1599	$ 1568	$ 1655	$ 1746	$ 1665	$ 1752	$ 1843
54"W	Z40754TGSV	$ 1582	$ 1678	$ 1780	$ 1745	$ 1841	$ 1943	$ 1854	$ 1950	$ 2052
60"W	Z40760TGSV	$ 1736	$ 1842	$ 1953	$ 1915	$ 2021	$ 2132	$ 2034	$ 2140	$ 2251
66"W	Z40766TGSV	$ 1844	$ 1960	$ 2083	$ 2034	$ 2150	$ 2273	$ 2161	$ 2277	$ 2400
72"W	Z40772TGSV	$ 2076	$ 2203	$ 2336	$ 2290	$ 2417	$ 2550	$ 2432	$ 2559	$ 2692
78"W	Z40778TGSV	$ 2233	$ 2372	$ 2513	$ 2462	$ 2601	$ 2742	$ 2616	$ 2755	$ 2896
84"W	Z40784TGSV	$ 2379	$ 2524	$ 2676	$ 2624	$ 2769	$ 2921	$ 2787	$ 2932	$ 3084
90"W	Z40790TGSV	$ 2541	$ 2696	$ 2859	$ 2803	$ 2958	$ 3121	$ 2976	$ 3131	$ 3294
96"W	Z40796TGSV	$ 2705	$ 2869	$ 3043	$ 2983	$ 3147	$ 3321	$ 3169	$ 3333	$ 3507
15"H x ⅜" Thick Glass Panel Mounted Screens — Veneer Trim										
24"W	Z41524TGSV	$ 1085	$ 1149	$ 1221	$ 1197	$ 1261	$ 1333	$ 1271	$ 1335	$ 1407
30"W	Z41530TGSV	$ 1164	$ 1233	$ 1309	$ 1284	$ 1353	$ 1429	$ 1364	$ 1433	$ 1509
36"W	Z41536TGSV	$ 1339	$ 1419	$ 1506	$ 1477	$ 1557	$ 1644	$ 1569	$ 1649	$ 1736
42"W	Z41542TGSV	$ 1435	$ 1523	$ 1614	$ 1583	$ 1671	$ 1762	$ 1682	$ 1770	$ 1861
48"W	Z41548TGSV	$ 1545	$ 1640	$ 1738	$ 1705	$ 1800	$ 1898	$ 1810	$ 1905	$ 2003
54"W	Z41554TGSV	$ 1658	$ 1763	$ 1872	$ 1829	$ 1934	$ 2043	$ 1942	$ 2047	$ 2156
60"W	Z41560TGSV	$ 1880	$ 1994	$ 2116	$ 2073	$ 2187	$ 2309	$ 2202	$ 2316	$ 2438
66"W	Z41566TGSV	$ 1998	$ 2125	$ 2256	$ 2203	$ 2330	$ 2461	$ 2341	$ 2468	$ 2599
72"W	Z41572TGSV	$ 2246	$ 2386	$ 2528	$ 2478	$ 2618	$ 2760	$ 2631	$ 2771	$ 2913
78"W	Z41578TGSV	$ 2542	$ 2697	$ 2860	$ 2804	$ 2959	$ 3122	$ 2978	$ 3133	$ 3296
84"W	Z41584TGSV	$ 2839	$ 3015	$ 3194	$ 3132	$ 3308	$ 3487	$ 3326	$ 3502	$ 3681
90"W	Z41590TGSV	$ 2933	$ 3112	$ 3300	$ 3234	$ 3413	$ 3601	$ 3436	$ 3615	$ 3803
96"W	Z41596TGSV	$ 3031	$ 3219	$ 3410	$ 3343	$ 3531	$ 3722	$ 3550	$ 3738	$ 3929

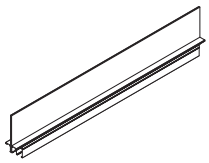

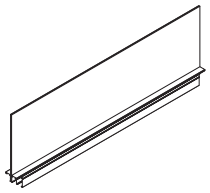

How to specify —	*1st Option:*	*2nd Option:*	*2nd Option:*
Select the Model Number from above.	**Glass:** **LC** Clear **LF** Frosted **GSM1** Smoked	**Paint** *(if applicable)*: P1 P2 P3 See page 136 for finishes.	**Veneer** *(if applicable)*: See page 136 for finishes.
Z 4 _ _ _ T G S _ . L _ .		P _ _	_ _ _ _

Example: **Z41536TGSV.LC.NC260**

Frames

Stride® — Door Panel Frames and Sliding Doors

For specification information see pages 141-147.

GSA SIN 33721

Description	Model	Painted P1 Paint List Price	Painted P2 Paint List Price	Painted P3 Paint List Price
Door Panel — Laminate				
87½"H x 42"W	**Z18742PDL**	**$ 6775**	**$ 6839**	**$ 6904**

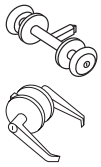

Description	Model	List Price
Lock Set		
Door Knob Polished Brass, keyed on one side	**899900** S	**$ 174**
Door Lever Brushed Aluminum, keyed on one side	**899910** S	**$ 496**

Description	Model	P1 Paint List Price	P2 Paint List Price	P3 Paint List Price
Frosted Translucent Sliding Doors (non-locking)				
50"H x 42"W for 36"W opening	**Z15042SD**	**$ 5537**	**$ 5597**	**$ 5660**
65"H x 42"W for 36"W opening	**Z16542SD**	**$ 6712**	**$ 6772**	**$ 6835**
80"H x 42"W for 36"W opening	**Z18042SD**	**$ 8175**	**$ 8235**	**$ 8298**

Mounting Kit For Sliding Doors				
30"W	**Z130DMK** S	**$ 859**	**$ 881**	**$ 900**
36"W	**Z136DMK** S	**$ 859**	**$ 881**	**$ 900**
42"W	**Z142DMK** S	**$ 859**	**$ 881**	**$ 900**
48"W	**Z148DMK** S	**$ 859**	**$ 881**	**$ 900**

How to specify —	*1st Option:*	*2nd Option:*	*2nd Option:*
Select the Model Number from above.	**Select the Paint Color:** P1 P2 P3 See page 136 for finishes.	**Door Laminate** *(if applicable)*: See page 136 for finishes.	**Insert (Sliding Door only):** **FT** Frosted Translucent
_____ .	P _____ .	_____	F T

Examples: **Z18742PDL.P28.TM20** **Z18042SD.PR2.FT**
Z148DMK.P4J **899900**

S *Shippable by small-package carrier.*

Frames

Stride® — Flat Top Trim

For specification information see pages 141-147.

GSA SIN 33721

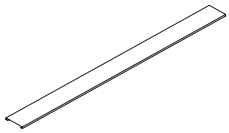

Description	Painted Model	Veneer Model	P1 Paint List Price	P2 Paint List Price	Veneer List Price
Standard Flat Top Trim (Example Spans Multiple Panels)					
24"W	Z324PT S	Z324VT S	$ 58	$ 87	$ 380
30"W	Z330PT S	Z330VT S	$ 64	$ 93	$ 413
36"W	Z336PT S	Z336VT S	$ 75	$ 104	$ 455
42"W	Z342PT S	Z342VT S	$ 86	$ 115	$ 517
48"W	Z348PT S	Z348VT S	$ 98	$ 127	$ 571
54"W — (24" + 30")	Z354PT S	Z354VT S	$ 114	$ 162	$ 786
60"W — (30" + 30" or 24" + 36")	Z360PT S	Z360VT S	$ 120	$ 149	$ 811
66"W — (30" + 36" or 24" + 42")	Z366PT	Z366VT	$ 145	$ 193	$ 915
68"W — (20" + 48")	Z368PT	Z368VT	$ 148	$ 196	$ 1023
72"W — (36" + 36" or 24" + 48")	Z372PT	Z372VT	$ 151	$ 199	$ 1127
78"W — (30" + 48" or 36" + 42")	Z378PT	Z378VT	$ 155	$ 203	$ 1232
84"W — (36" + 48")	Z384PT	Z384VT	$ 169	$ 217	$ 1336
90"W — (42" + 48" or 30" + 30" + 30")	Z390PT	Z390VT	$ 178	$ 226	$ 1435
96"W — (48" + 48" or 30" + 30" + 36")	Z396PT	Z396VT	$ 187	$ 235	$ 1531
Connector Span Flat Top Trim (Example Spans Two Panels and One Connector)					
51"W — (24" + 3" + 24")	Z351PT S	Z351VT S	$ 147	$ 195	$ 663
63"W — (24" + 3" + 36" or 30" + 3" + 30")	Z363PT S	Z363VT S	$ 166	$ 214	$ 949
75"W — (36" + 3" + 36")	Z375PT	Z375VT	$ 181	$ 229	$ 1014

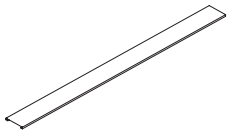

NOTE: Not all possible spanning combinations are shown. Illustration on page 150.

How to specify —	*1st Option:*	*1st Option:*
Select the Model Number from above.	**Paint Color** *(if applicable)*: P1 P2 P3 See page 136 for finishes.	**Veneer Type and Finish** *(if applicable)*: See page 136 for finishes.
Z 3 _ _ T .	P _ _	_ _ _ _ _

Example: **Z360PT.P4J**

S *Shippable by small-package carrier.*

Connectors

For specification information see pages 148-151.

GSA SIN 33721

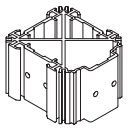

Z3UCON

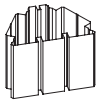

Z3CONB

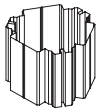

Z3CONC

Description	Model	List Price
2-Way 3-Way and 4-Way Universal Connector Blocks		
Universal Connector Block	**Z3UCON** S	$ 43
Universal Connector Block - Pack of 10	**Z3UCON10P**	$ 401
120° Connector Blocks — 2-Way		
2-Way 120° Connector Block	**Z3CONB** S	$ 50
120° Connector Blocks — 3-Way		
3-Way 120° Connector Block	**Z3CONC** S	$ 50

How to specify —

Select the Model Number from above.

Z 3 | | | | | |

Examples: **Z3UCON** **Z3CONB** **Z3CONC**

S *Shippable by small-package carrier.*

Connectors

Stride® — 2-Way Light Block Kits and Vertical Trim

For specification information see pages 148-151.

GSA SIN 33721

Description	Painted Model	Veneer Model	P1 Paint List Price	P2 Paint List Price	Veneer List Price
2-Way 90° Light Block Kit with "L" Top Cap Transition Piece					
35"H	Z335LL S	Z335LLV S	$ 81	$ 97	$ 375
42½"H	Z342LL S	Z342LLV S	$ 86	$ 102	$ 381
50"H	Z350LL S	Z350LLV S	$ 89	$ 105	$ 387
57½"H	Z357LL S	Z357LLV S	$ 98	$ 114	$ 393
65"H	Z365LL S	Z365LLV S	$ 104	$ 120	$ 409
72½"H	Z372LL S	Z372LLV S	$ 111	$ 127	$ 413
80"H	Z380LL S	Z380LLV S	$ 113	$ 129	$ 418
87½"H	Z387LL S	Z387LLV S	$ 119	$ 135	$ 429
95"H	Z395LL S	Z395LLV S	$ 123	$ 139	$ 437
102½"H	Z3102LL S	Z3102LLV S	$ 135	$ 151	$ 446
110"H	Z3110LL S	Z3110LLV S	$ 143	$ 159	$ 451

2-Way Extended Straight "S" Top Cap Transition Piece					
Extended Straight "S" Top Cap	Z3SS S	Z3SSV S	$ 81	$ 97	$ 375

Z335PL

"L" 90° Vertical Filler Trim					
7½"H Stacking/Segmented	Z307PL S	Z307PLV S	$ 101	$ 129	$ 334
15"H Stacking/Segmented	Z315PL S	Z315PLV S	$ 111	$ 139	$ 464
22½"H Stacking/Segmented	Z322PL S	Z322PLV S	$ 118	$ 146	$ 594
30"H Stacking/Segmented	Z330PL S	Z330PLV S	$ 123	$ 151	$ 722
35"H	Z335PL S	Z335PLV S	$ 136	$ 164	$ 848
42½"H	Z342PL S	Z342PLV S	$ 148	$ 176	$ 978
50"H	Z350PL S	Z350PLV S	$ 155	$ 183	$ 1103
57½"H	Z357PL S	Z357PLV S	$ 166	$ 194	$ 1232
65"H	Z365PL S	Z365PLV S	$ 172	$ 200	$ 1359
80"H	Z380PL	Z380PLV	$ 180	$ 208	$ 1489
87½"H	Z387PL	Z387PLV	$ 187	$ 215	$ 1616

Z335PF

"F" Flat Vertical Filler Trim					
7½"H Stacking/Segmented	Z307PF S	Z307PFV S	$ 79	$ 107	$ 298
15"H Stacking/Segmented	Z315PF S	Z315PFV S	$ 87	$ 115	$ 419
22½"H Stacking/Segmented	Z322PF S	Z322PFV S	$ 98	$ 126	$ 520
30"H Stacking/Segmented	Z330PF S	Z330PFV S	$ 107	$ 135	$ 594
35"H Base frame	Z335PF S	Z335PFV S	$ 113	$ 141	$ 663
42½"H Base frame	Z342PF S	Z342PFV S	$ 120	$ 148	$ 736
50"H Base frame	Z350PF S	Z350PFV S	$ 131	$ 159	$ 837
57½"H Base frame	Z357PF S	Z357PFV S	$ 143	$ 171	$ 934
65"H Base frame	Z365PF S	Z365PFV S	$ 151	$ 179	$ 1037
80"H Base frame	Z380PF	Z380PFV	$ 160	$ 188	$ 1217
87½"H Base frame	Z387PF	Z387PFV	$ 169	$ 197	$ 1344

Z315PVH

"VH" Variable Height Vertical End Trim					
7½"H	Z307PVH S	Z307PVHV S	$ 79	$ 107	$ 621
15"H	Z315PVH S	Z315PVHV S	$ 87	$ 115	$ 722
22½"H	Z322PVH S	Z322PVHV S	$ 98	$ 126	$ 811
30"H	Z330PVH S	Z330PVHV S	$ 107	$ 135	$ 877

How to specify —	*1st Option:*	*1st Option:*
Select the Model Number from above.	**Paint Color** *(if applicable)*: P1 P2 P3 See page 136 for finishes.	**Veneer Type and Finish** *(if applicable)*: See page 136 for finishes.
Z 3 _____ .	P ___	_____

Examples: **Z380LL.P02** **Z3SS.P52** **Z335PF.P7C** **Z307PLV.CC260**

S *Shippable by small-package carrier.*

Connectors

Stride® — 3-Way Light Block Kits and Vertical Trim

For specification information see pages 148-151.

GSA SIN 33721

Z330PL

Z335PF

Z315PVH

Description	Painted Model	Veneer Model	P1 Paint List Price	P2 Paint List Price	Veneer List Price
3-Way Light Block Kit with "L" Top Cap Transition Piece					
35"H	Z335TL S	Z335TLV S	$ 89	$ 105	$ 387
42½"H	Z342TL S	Z342TLV S	$ 98	$ 114	$ 393
50"H	Z350TL S	Z350TLV S	$ 104	$ 120	$ 409
57½"H	Z357TL S	Z357TLV S	$ 109	$ 125	$ 412
65"H	Z365TL	Z365TLV	$ 113	$ 129	$ 418
72½"H	Z372TL	Z372TLV	$ 119	$ 135	$ 429
80"H	Z380TL	Z380TLV	$ 121	$ 137	$ 435
87½"H	Z387TL	Z387TLV	$ 131	$ 147	$ 444
95"H	Z395TL	Z395TLV	$ 137	$ 153	$ 450
102½"H	Z3102TL	Z3102TLV	$ 148	$ 164	$ 460
110"H	Z3110TL	Z3110TLV	$ 152	$ 168	$ 471
3-Way Light Block Kit with "T" Top Cap Transition Piece					
35"H	Z335TT S	Z335TTV S	$ 89	$ 105	$ 387
42½"H	Z342TT S	Z342TTV S	$ 98	$ 114	$ 393
50"H	Z350TT S	Z350TTV S	$ 104	$ 120	$ 409
57½"H	Z357TT S	Z357TTV S	$ 109	$ 125	$ 412
65"H	Z365TT	Z365TTV	$ 113	$ 129	$ 418
72½"H	Z372TT	Z372TTV	$ 119	$ 135	$ 429
80"H	Z380TT	Z380TTV	$ 121	$ 137	$ 435
87½"H	Z387TT	Z387TTV	$ 131	$ 147	$ 444
95"H	Z395TT	Z395TTV	$ 137	$ 153	$ 450
102½"H	Z3102TT	Z3102TTV	$ 148	$ 164	$ 460
110"H	Z3110TT	Z3110TTV	$ 152	$ 168	$ 471
3-Way Light Block Kit with "S" Top Cap Transition Piece					
35"H	Z335TS S	Z335TSV S	$ 89	$ 105	$ 387
42½"H	Z342TS S	Z342TSV S	$ 98	$ 114	$ 393
50"H	Z350TS S	Z350TSV S	$ 104	$ 120	$ 409
57½"H	Z357TS S	Z357TSV S	$ 109	$ 125	$ 412
65"H	Z365TS	Z365TSV	$ 113	$ 129	$ 418
72½"H	Z372TS	Z372TSV	$ 119	$ 135	$ 429
80"H	Z380TS	Z380TSV	$ 121	$ 137	$ 435
87½"H	Z387TS	Z387TSV	$ 131	$ 147	$ 444
95"H	Z395TS	Z395TSV	$ 137	$ 153	$ 450
102½"H	Z3102TS	Z3102TSV	$ 148	$ 164	$ 460
110"H	Z3110TS	Z3110TSV	$ 152	$ 168	$ 471
"L" 90° Vertical Filler Trim					
7½"H Variable Height	Z307PL S	Z307PLV S	$ 101	$ 129	$ 334
15"H Variable Height	Z315PL S	Z315PLV S	$ 111	$ 139	$ 464
22½"H Variable Height	Z322PL S	Z322PLV S	$ 118	$ 146	$ 594
30"H Variable Height	Z330PL S	Z330PLV S	$ 123	$ 151	$ 722
"F" Flat Vertical Filler Trim					
7½"H Variable Height	Z307PF S	Z307PFV S	$ 79	$ 107	$ 298
15"H Variable Height	Z315PF S	Z315PFV S	$ 87	$ 115	$ 419
22½"H Variable Height	Z322PF S	Z322PFV S	$ 98	$ 126	$ 520
30"H Variable Height	Z330PF S	Z330PFV S	$ 107	$ 135	$ 594
35"H Base Panel	Z335PF S	Z335PFV S	$ 113	$ 141	$ 663
42½"H Base Panel	Z342PF S	Z342PFV S	$ 120	$ 148	$ 736
50"H Base Panel	Z350PF S	Z350PFV S	$ 131	$ 159	$ 837
57½"H Base Panel	Z357PF S	Z357PFV S	$ 143	$ 171	$ 934
65"H Base Panel	Z365PF S	Z365PFV S	$ 151	$ 179	$ 1037
80"H Base Panel	Z380PF	Z380PFV	$ 160	$ 188	$ 1217
87½"H Base Panel	Z387PF	Z387PFV	$ 169	$ 197	$ 1344
"VH" Variable Height Vertical End Trim					
7½"H	Z307PVH S	Z307PVHV S	$ 79	$ 107	$ 621
15"H	Z315PVH S	Z315PVHV S	$ 87	$ 115	$ 722
22½"H	Z322PVH S	Z322PVHV S	$ 98	$ 126	$ 811
30"H	Z330PVH S	Z330PVHV S	$ 107	$ 135	$ 877

How to specify —

Select the Model Number from above.

Z 3 _ _ _ _ _ _ . P _ _ _

1st Option:

Paint Color *(if applicable)*:

P1 P2 P3

See page 136 for finishes.

1st Option:

Veneer Type and Finish *(if applicable)*:

See page 136 for finishes.

Examples: **Z350TL.P4J** **Z372TT.P27** **Z3110TS.PR5** **Z335TTV.NC260**

S *Shippable by small-package carrier.*

Connectors

Stride® — 4-Way Light Block Kits

For specification information see pages 148-151.

GSA SIN 33721

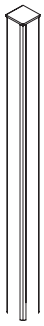

Description	Painted Model	Veneer Model	P1 Paint List Price	P2 Paint List Price	Veneer List Price
4-Way Light Block Kit with "X" Top Cap Transition Piece					
35"H	Z335XX [S]	Z335XXV [S]	$ 104	$ 120	$ 409
42½"H	Z342XX [S]	Z342XXV [S]	$ 109	$ 125	$ 412
50"H	Z350XX [S]	Z350XXV [S]	$ 113	$ 129	$ 418
57½"H	Z357XX [S]	Z357XXV [S]	$ 118	$ 134	$ 424
65"H	Z365XX	Z365XXV	$ 121	$ 137	$ 435
72½"H	Z372XX	Z372XXV	$ 131	$ 147	$ 444
80"H	Z380XX	Z380XXV	$ 136	$ 152	$ 449
87½"H	Z387XX	Z387XXV	$ 145	$ 161	$ 454
95"H	Z395XX	Z395XXV	$ 149	$ 165	$ 463
102½"H	Z3102XX	Z3102XXV	$ 155	$ 171	$ 474
110"H	Z3110XX	Z3110XXV	$ 160	$ 176	$ 477
4-Way Light Block Kit with "L" Top Cap Transition Piece					
35"H	Z335XL [S]	Z335XLV [S]	$ 104	$ 120	$ 409
42½"H	Z342XL [S]	Z342XLV [S]	$ 109	$ 125	$ 412
50"H	Z350XL [S]	Z350XLV [S]	$ 113	$ 129	$ 418
57½"H	Z357XL [S]	Z357XLV [S]	$ 118	$ 134	$ 424
65"H	Z365XL	Z365XLV	$ 121	$ 137	$ 435
72½"H	Z372XL	Z372XLV	$ 131	$ 147	$ 444
80"H	Z380XL	Z380XLV	$ 136	$ 152	$ 449
87½"H	Z387XL	Z387XLV	$ 145	$ 161	$ 454
95"H	Z395XL	Z395XLV	$ 149	$ 165	$ 463
102½"H	Z3102XL	Z3102XLV	$ 155	$ 171	$ 474
110"H	Z3110XL	Z3110XLV	$ 160	$ 176	$ 477
4-Way Light Block Kit with "T" Top Cap Transition Piece					
35"H	Z335XT [S]	Z335XTV [S]	$ 104	$ 120	$ 409
42½"H	Z342XT [S]	Z342XTV [S]	$ 109	$ 125	$ 412
50"H	Z350XT [S]	Z350XTV [S]	$ 113	$ 129	$ 418
57½"H	Z357XT [S]	Z357XTV [S]	$ 118	$ 134	$ 424
65"H	Z365XT	Z365XTV	$ 121	$ 137	$ 435
72½"H	Z372XT	Z372XTV	$ 131	$ 147	$ 444
80"H	Z380XT	Z380XTV	$ 136	$ 152	$ 449
87½"H	Z387XT	Z387XTV	$ 145	$ 161	$ 454
95"H	Z395XT	Z395XTV	$ 149	$ 165	$ 463
102½"H	Z3102XT	Z3102XTV	$ 155	$ 171	$ 474
110"H	Z3110XT	Z3110XTV	$ 160	$ 176	$ 477
4-Way Light Block Kit with "S" Top Cap Transition Piece					
35"H	Z335XS [S]	Z335XSV [S]	$ 104	$ 120	$ 409
42½"H	Z342XS [S]	Z342XSV [S]	$ 109	$ 125	$ 412
50"H	Z350XS [S]	Z350XSV [S]	$ 113	$ 129	$ 418
57½"H	Z357XS [S]	Z357XSV [S]	$ 118	$ 134	$ 424
65"H	Z365XS	Z365XSV	$ 121	$ 137	$ 435
72½"H	Z372XS	Z372XSV	$ 131	$ 147	$ 444
80"H	Z380XS	Z380XSV	$ 136	$ 152	$ 449
87½"H	Z387XS	Z387XSV	$ 145	$ 161	$ 454
95"H	Z395XS	Z395XSV	$ 149	$ 165	$ 463
102½"H	Z3102XS	Z3102XSV	$ 155	$ 171	$ 474
110"H	Z3110XS	Z3110XSV	$ 160	$ 176	$ 477

How to specify —

Select the Model Number from above.

1st Option:

Paint Color *(if applicable)*:

P1 P2 P3

See page 136 for finishes.

1st Option:

Veneer Type and Finish *(if applicable)*:

See page 136 for finishes.

Z 3 _____ . P ___ _____

Examples: **Z335XX.P93 Z365XS.PR2 Z350XLV.NC260**

[S] ***Shippable by small-package carrier.***

Connectors

Stride® — 4-Way Vertical Trim

For specification information see pages 148-151.

GSA SIN 33721

Z335PL

Z335PF

Z315PVH

Description	Painted Model	Veneer Model	P1 Paint List Price	P2 Paint List Price	Veneer List Price
"L" 90° Vertical Filler Trim					
7½"H Variable Height	**Z307PL** S	**Z307PLV** S	$ 101	$ 129	$ 334
15"H Variable Height	**Z315PL** S	**Z315PLV** S	$ 111	$ 139	$ 464
22½"H Variable Height	**Z322PL** S	**Z322PLV** S	$ 118	$ 146	$ 594
30"H Variable Height	**Z330PL** S	**Z330PLV** S	$ 123	$ 151	$ 722
"F" Flat Vertical Filler Trim					
7½"H Variable Height	**Z307PF** S	**Z307PFV** S	$ 79	$ 107	$ 298
15"H Variable Height	**Z315PF** S	**Z315PFV** S	$ 87	$ 115	$ 419
22½"H Variable Height	**Z322PF** S	**Z322PFV** S	$ 98	$ 126	$ 520
30"H Variable Height	**Z330PF** S	**Z330PFV** S	$ 107	$ 135	$ 594
35"H Base Panel	**Z335PF** S	**Z335PFV** S	$ 113	$ 141	$ 663
42½"H Base Panel	**Z342PF** S	**Z342PFV** S	$ 120	$ 148	$ 736
50"H Base Panel	**Z350PF** S	**Z350PFV** S	$ 131	$ 159	$ 837
57½"H Base Panel	**Z357PF** S	**Z357PFV** S	$ 143	$ 171	$ 934
65"H Base Panel	**Z365PF** S	**Z365PFV** S	$ 151	$ 179	$ 1037
80"H Base Panel	**Z380PF**	**Z380PFV**	$ 160	$ 188	$ 1217
87½"H Base Panel	**Z387PF**	**Z387PFV**	$ 169	$ 197	$ 1344
"VH" Variable Height Vertical Filler Trim					
7½"H	**Z307PVH** S	**Z307PVHV** S	$ 79	$ 107	$ 621
15"H	**Z315PVH** S	**Z315PVHV** S	$ 87	$ 115	$ 722
22½"H	**Z322PVH** S	**Z322PVHV** S	$ 98	$ 126	$ 811
30"H	**Z330PVH** S	**Z330PVHV** S	$ 107	$ 135	$ 877

How to specify —	*1st Option:*	*1st Option:*
Select the Model Number from above.	**Paint Color** *(if applicable)*: P1 P2 P3 See page 136 for finishes.	**Veneer Type and Finish** *(if applicable)*: See page 136 for finishes.
Z 3 | | | | | .	P | |	| | | | |

Examples: **Z307PL.P93** **Z307PVH.PR2** **Z315PFV.CC260**

S *Shippable by small-package carrier.*

Connectors

Stride® — 120° Light Block Kits and Vertical Trim

For specification information see pages 148-151.

GSA SIN 33721

Z335PB

Z315PVH

Description	Painted Model	Veneer Model	P1 Paint List Price	P2 Paint List Price	Veneer List Price
2-Way 120° Light Block Kit with "B" Top Cap Transition Piece					
35"H	Z335BB S	Z335BBV S	$ 113	$ 129	$ 562
42½"H	Z342BB S	Z342BBV S	$ 118	$ 134	$ 564
50"H	Z350BB S	Z350BBV S	$ 121	$ 137	$ 571
57½"H	Z357BB S	Z357BBV S	$ 130	$ 146	$ 577
65"H	Z365BB S	Z365BBV S	$ 136	$ 152	$ 584
72½"H	Z372BB S	Z372BBV S	$ 145	$ 161	$ 594
80"H	Z380BB S	Z380BBV S	$ 149	$ 165	$ 601
87½"H	Z387BB S	Z387BBV S	$ 154	$ 170	$ 613
95"H	Z395BB S	Z395BBV S	$ 160	$ 176	$ 619
102½"H	Z3102BB S	Z3102BBV S	$ 167	$ 183	$ 623
110"H	Z3110BB S	Z3110BBV S	$ 172	$ 188	$ 628
3-Way 120° Light Block Kit with "B" Top Cap Transition Piece					
35"H	Z335CB S	Z335CBV S	$ 121	$ 137	$ 571
42½"H	Z342CB S	Z342CBV S	$ 130	$ 146	$ 577
50"H	Z350CB S	Z350CBV S	$ 136	$ 152	$ 584
57½"H	Z357CB S	Z357CBV S	$ 143	$ 159	$ 593
65"H	Z365CB S	Z365CBV S	$ 149	$ 165	$ 601
72½"H	Z372CB S	Z372CBV S	$ 154	$ 170	$ 613
80"H	Z380CB S	Z380CBV S	$ 160	$ 176	$ 619
87½"H	Z387CB S	Z387CBV S	$ 167	$ 183	$ 623
95"H	Z395CB S	Z395CBV S	$ 172	$ 188	$ 628
102½"H	Z3102CB S	Z3102CBV S	$ 178	$ 194	$ 638
110"H	Z3110CB S	Z3110CBV S	$ 186	$ 202	$ 656
3-Way 120° Light Block Kit with "C" Top Cap Transition Piece					
35"H	Z335CC S	Z335CCV S	$ 121	$ 137	$ 571
42½"H	Z342CC S	Z342CCV S	$ 130	$ 146	$ 577
50"H	Z350CC S	Z350CCV S	$ 136	$ 152	$ 584
57½"H	Z357CC S	Z357CCV S	$ 143	$ 159	$ 593
65"H	Z365CC S	Z365CCV S	$ 149	$ 165	$ 601
72½"H	Z372CC S	Z372CCV S	$ 154	$ 170	$ 613
80"H	Z380CC S	Z380CCV S	$ 160	$ 176	$ 619
87½"H	Z387CC S	Z387CCV S	$ 167	$ 183	$ 623
95"H	Z395CC S	Z395CCV S	$ 172	$ 188	$ 628
102½"H	Z3102CC S	Z3102CCV S	$ 178	$ 194	$ 638
110"H	Z3110CC S	Z3110CCV S	$ 186	$ 202	$ 656
2-Way 120° Vertical Filler Trim					
7½"H Variable Height	Z307PB S	Z307PBV S	$ 101	$ 129	$ 318
15"H Variable Height	Z315PB S	Z315PBV S	$ 111	$ 139	$ 418
22½"H Variable Height	Z322PB S	Z322PBV S	$ 118	$ 146	$ 518
30"H Variable Height	Z330PB S	Z330PBV S	$ 123	$ 151	$ 620
35"H Base Panel	Z335PB S	Z335PBV S	$ 136	$ 164	$ 719
42½"H Base Panel	Z342PB S	Z342PBV S	$ 148	$ 176	$ 817
50"H Base Panel	Z350PB S	Z350PBV S	$ 155	$ 183	$ 915
57½"H Base Panel	Z357PB S	Z357PBV S	$ 166	$ 194	$ 1015
65"H Base Panel	Z365PB S	Z365PBV S	$ 172	$ 200	$ 1114
80"H Base Panel	Z380PB S	Z380PBV S	$ 180	$ 208	$ 1272
"VH" Variable Height Vertical End Trim					
7½"H	Z307PVH S	Z307PVHV S	$ 79	$ 107	$ 621
15"H	Z315PVH S	Z315PVHV S	$ 87	$ 115	$ 722
22½"H	Z322PVH S	Z322PVHV S	$ 98	$ 126	$ 811
30"H	Z330PVH S	Z330PVHV S	$ 107	$ 135	$ 877

How to specify —

Select the Model Number from above.

1st Option:

Select the Paint Color:

P1 P2 P3

See page 136 for finishes.

Z 3 | | | | | . | P | |

Examples: **Z380BB.P52** **Z335CB.PR5** **Z330PVH.P7B**

S *Shippable by small-package carrier.*

Connectors

Stride® — Vertical Trim and Light Block Kits without Top Trim

For specification information see pages 148-151.

GSA SIN 33721

Z335PE

Description	Painted Model	Veneer Model	P1 Paint List Price	P2 Paint List Price	Veneer List Price
"E" Vertical End Trim					
7½"H Stacking/Segmented	Z307PE S	Z307PEV S	$ 79	$ 107	$ 621
15"H Stacking/Segmented	Z315PE S	Z315PEV S	$ 87	$ 115	$ 722
22½"H Stacking/Segmented	Z322PE S	Z322PEV S	$ 98	$ 126	$ 811
30"H Stacking/Segmented	Z330PE S	Z330PEV S	$ 107	$ 135	$ 877
35"H Base Panel	Z335PE S	Z335PEV S	$ 113	$ 141	$ 952
42½"H Base Panel	Z342PE S	Z342PEV S	$ 120	$ 148	$ 1017
50"H Base Panel	Z350PE S	Z350PEV S	$ 131	$ 159	$ 1091
57½"H Base Panel	Z357PE S	Z357PEV S	$ 143	$ 171	$ 1163
65"H Base Panel	Z365PE S	Z365PEV S	$ 151	$ 179	$ 1232
80"H Base Panel	Z380PE	Z380PEV	$ 160	$ 188	$ 1307
87½"H Base Panel	Z387PE	Z387PEV	$ 169	$ 197	$ 1378

Z335PEF

"EF" Vertical End Trim for Footed Panels					
35"H	Z335PEF S	Z335PEFV S	$ 113	$ 141	$ 952
42½"H	Z342PEF S	Z342PEFV S	$ 120	$ 148	$ 1017
50"H	Z350PEF S	Z350PEFV S	$ 131	$ 159	$ 1091
57½"H	Z357PEF S	Z357PEFV S	$ 143	$ 171	$ 1163
65"H	Z365PEF S	Z365PEFV S	$ 151	$ 179	$ 1232
80"H	Z380PEF	Z380PEFV	$ 160	$ 188	$ 1307

Z315PG

"G" Grooved End Trim for use with Panel Mounted Screens					
7½"H for ⅜" thick Glass	Z307PTG S	Z307PTGV S	$ 118	$ 146	$ 695
15"H for ⅜" thick Glass	Z315PTG S	Z315PTGV S	$ 131	$ 159	$ 791

Z350T

Description	Model	List Price
3-Way Light Block Kit without Top Cap Transition Piece		
35"H	Z335T S	$ 81
42½"H	Z342T S	$ 86
50"H	Z350T S	$ 89
57½"H	Z357T S	$ 98
65"H	Z365T	$ 104
80"H	Z380T	$ 113
87½"H	Z387T	$ 119

Z350X

4-Way Light Block Kit without Top Cap Transition Piece		
35"H	Z335X S	$ 89
42½"H	Z342X S	$ 98
50"H	Z350X S	$ 104
57½"H	Z357X S	$ 109
65"H	Z365X	$ 113
80"H	Z380X	$ 121
87½"H	Z387X	$ 131

How to specify —	*1st Option:*	*1st Option:*
Select the Model Number from above.	**Paint Color** *(if applicable)*: P1 P2 P3 See page 136 for finishes.	**Veneer Type and Finish** *(if applicable)*: See page 136 for finishes.
Z 3 .	P	

Examples: **Z307PE.P52 Z342PEF.P02 Z307PG.PR5 Z335X Z307PGV.NC260**

S *Shippable by small-package carrier.*

Connectors

Stride® — "W" Wall Mount and Wall Track

For specification information see pages 148-151.

GSA SIN 33721

Z342PW

Description	Painted Model	Veneer Model	P1 Paint List Price	P2 Paint List Price	Veneer List Price
"W" Wall Mount Kit					
15"H	Z315PW S	Z315PWV S	$ 118	$ 146	$ 182
22½"H	Z322PW S	Z322PWV S	$ 143	$ 171	$ 218
30"H	Z330PW S	Z330PWV S	$ 163	$ 191	$ 250
35"H	Z335PW S	Z335PWV S	$ 183	$ 211	$ 285
42½"	Z342PW S	Z342PWV S	$ 205	$ 233	$ 317
50"H	Z350PW S	Z350PWV S	$ 228	$ 256	$ 356
57½"H	Z357PW S	Z357PWV S	$ 250	$ 278	$ 387
65"H	Z365PW S	Z365PWV S	$ 275	$ 303	$ 424
80"H	Z380PW S	Z380PWV S	$ 321	$ 349	$ 498
87½"H	Z387PW S	Z387PWV S	$ 369	$ 397	$ 563

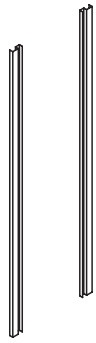

ZWTS

Description	Model	List Price
Vertical Wall Track (Core Paint colors only)		
60"H Stride Wall Track (pair)	ZWTS S	$ 253

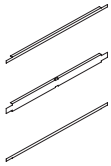

ZWTAK36

Wall Track Tile Attachment Kits (no color option)		
24"W	ZWTAK24 S	$ 221
30"W	ZWTAK30 S	$ 232
36"W	ZWTAK36 S	$ 247
42"W	ZWTAK42 S	$ 259
48"W	ZWTAK48 S	$ 273
60"W	ZWTAK60 S	$ 299

ZWTAK36S

Wall Track Tile Segment (no color option)		
24"W	ZWTAK24S S	$ 77
30"W	ZWTAK30S S	$ 79
36"W	ZWTAK36S S	$ 84
42"W	ZWTAK42S S	$ 87
48"W	ZWTAK48S S	$ 89
60"W	ZWTAK60S S	$ 101

How to specify —

Select the Model Number from above.

Z _____ .

1st Option:

Paint Color *(if applicable)*:

P1 P2 P3

See page 136 for finishes.

P ___

2nd Option:

Veneer Type and Finish *(if applicable)*:

See page 136 for finishes.

_____

Examples: **Z357PW.P4J ZWTS.P27 ZWTAK48**

Z357PWV.P4J.NC777

S *Shippable by small-package carrier.*

Tiles

Stride® — Tackable Acoustical Tiles

For specification information see pages 152-159. (See page 406 for COM pricing on fabric Grades G-J.)

GSA SIN 33721

Description	Model	List Price Grade A	Grade B	Grade C	Grade D	Grade E	Grade F
7½"H Tackable Acoustical Tiles							
24"W	**Z40724T** S	$ 111	$ 114	$ 116	$ 119	$ 122	$ 127
30"W	**Z40730T** S	$ 121	$ 124	$ 127	$ 131	$ 136	$ 140
36"W	**Z40736T** S	$ 132	$ 136	$ 139	$ 144	$ 150	$ 154
42"W	**Z40742T** S	$ 143	$ 147	$ 151	$ 158	$ 163	$ 170
48"W	**Z40748T** S	$ 151	$ 156	$ 160	$ 167	$ 174	$ 181
60"W	**Z40760T** S	$ 168	$ 174	$ 179	$ 188	$ 197	$ 206

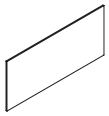

15"H Tackable Acoustical Tiles							
24"W	**Z41524T** S	$ 147	$ 152	$ 156	$ 163	$ 170	$ 177
30"W	**Z41530T** S	$ 154	$ 160	$ 165	$ 174	$ 183	$ 192
36"W	**Z41536T** S	$ 168	$ 175	$ 182	$ 191	$ 202	$ 213
42"W	**Z41542T** S	$ 181	$ 189	$ 197	$ 209	$ 221	$ 234
48"W	**Z41548T** S	$ 197	$ 206	$ 215	$ 228	$ 242	$ 256
60"W	**Z41560T** S	$ 221	$ 232	$ 242	$ 261	$ 278	$ 296

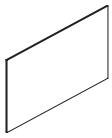

22½"H Tackable Acoustical Tiles							
24"W	**Z42224T** S	$ 175	$ 182	$ 189	$ 198	$ 209	$ 220
30"W	**Z42230T** S	$ 189	$ 197	$ 206	$ 219	$ 232	$ 245
36"W	**Z42236T** S	$ 204	$ 214	$ 223	$ 239	$ 256	$ 271
42"W	**Z42242T** S	$ 222	$ 233	$ 245	$ 264	$ 282	$ 301
48"W	**Z42248T** S	$ 244	$ 258	$ 270	$ 291	$ 312	$ 334
60"W	**Z42260T** S	$ 272	$ 289	$ 304	$ 330	$ 358	$ 384

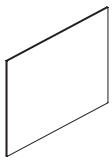

30"H Tackable Acoustical Tiles							
24"W	**Z43024T** S	$ 213	$ 222	$ 231	$ 244	$ 258	$ 272
30"W	**Z43030T** S	$ 226	$ 237	$ 247	$ 266	$ 283	$ 301
36"W	**Z43036T** S	$ 247	$ 261	$ 273	$ 294	$ 315	$ 337
42"W	**Z43042T** S	$ 264	$ 280	$ 294	$ 319	$ 343	$ 368
48"W	**Z43048T** S	$ 285	$ 303	$ 319	$ 348	$ 376	$ 404
60"W	**Z43060T**	$ 319	$ 340	$ 362	$ 397	$ 433	$ 468

How to specify —

Select the Model Number from above.

1st Option:

Fabric:

See page 13 for fabrics.

Z 4 | | | | T . | | | | | |

Example: **Z40748T.GLW910**

S ***Shippable by small-package carrier.***

Tiles

Stride® — Tackable Acoustical Tiles

For specification information see pages 152-159. (See page 406 for COM pricing on fabric Grades G-J.)

GSA SIN 33721

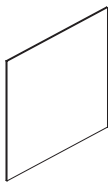

Description	Model	List Price Grade A	Grade B	Grade C	Grade D	Grade E	Grade F
37½"H Tackable Acoustical Tiles (Monolithic tile for 42½"H frame)							
24"W	**Z43724T** S	$ 259	$ 270	$ 280	$ 299	$ 316	$ 334
30"W	**Z43730T** S	$ 275	$ 289	$ 302	$ 325	$ 346	$ 368
36"W	**Z43736T** S	$ 302	$ 319	$ 334	$ 360	$ 388	$ 414
42"W	**Z43742T** S	$ 321	$ 340	$ 359	$ 390	$ 421	$ 451
48"W	**Z43748T** S	$ 346	$ 367	$ 389	$ 424	$ 460	$ 495
60"W	**Z43760T**	$ 396	$ 423	$ 450	$ 494	$ 537	$ 582

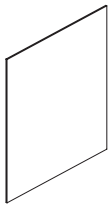

45"H Tackable Acoustical Tiles (Monolithic tile for 50"H frame)							
24"W	**Z44524T** S	$ 293	$ 307	$ 319	$ 340	$ 361	$ 383
30"W	**Z44530T** S	$ 313	$ 330	$ 345	$ 371	$ 399	$ 425
36"W	**Z44536T** S	$ 342	$ 361	$ 381	$ 412	$ 444	$ 475
42"W	**Z44542T** S	$ 367	$ 389	$ 412	$ 449	$ 486	$ 523
48"W	**Z44548T** S	$ 398	$ 424	$ 450	$ 491	$ 534	$ 576
60"W	**Z44560T**	$ 442	$ 474	$ 506	$ 559	$ 611	$ 665



52½"H Tackable Acoustical Tiles (Monolithic tile for 57½"H frame)							
24"W	**Z45224T** S	$ 323	$ 339	$ 353	$ 378	$ 402	$ 427
30"W	**Z45230T** S	$ 350	$ 369	$ 388	$ 419	$ 450	$ 480
36"W	**Z45236T** S	$ 381	$ 403	$ 426	$ 463	$ 500	$ 537
42"W	**Z45242T** S	$ 407	$ 434	$ 460	$ 502	$ 546	$ 590
48"W	**Z45248T**	$ 442	$ 472	$ 501	$ 551	$ 601	$ 650
60"W	**Z45260T**	$ 495	$ 533	$ 570	$ 632	$ 693	$ 755

60"H Tackable Acoustical Tiles (Monolithic tile for 65"H frame)							
24"W	**Z46024T** S	$ 365	$ 383	$ 399	$ 428	$ 456	$ 484
30"W	**Z46030T**	$ 396	$ 417	$ 439	$ 474	$ 510	$ 545
36"W	**Z46036T**	$ 460	$ 486	$ 512	$ 553	$ 596	$ 638
42"W	**Z46042T**	$ 489	$ 519	$ 548	$ 598	$ 648	$ 697
48"W	**Z46048T**	$ 516	$ 550	$ 584	$ 641	$ 697	$ 753
60"W	**Z46060T**	$ 545	$ 588	$ 631	$ 700	$ 771	$ 842

How to specify —

Select the Model Number from above.

1st Option:

Fabric:

See page 13 for fabrics.

Z 4 | | | | T . | | | | | |

Example: **Z45260T.ECH901**

S ***Shippable by small-package carrier.***

Tiles

Stride® — Tackable Acoustical Port Tiles

For specification information see pages 152-159. (See page 406 for COM pricing on fabric Grades G-J.)

GSA SIN 33721

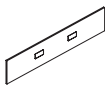

Description	Model	List Price Grade A	Grade B	Grade C	Grade D	Grade E	Grade F
7½"H Tackable Acoustical Port Tiles							
24"W	Z40724E S	$ 226	$ 231	$ 235	$ 242	$ 248	$ 255
30"W	Z40730E S	$ 232	$ 238	$ 243	$ 252	$ 260	$ 268
36"W	Z40736E S	$ 247	$ 254	$ 261	$ 270	$ 281	$ 292
42"W	Z40742E S	$ 256	$ 264	$ 271	$ 283	$ 295	$ 307
48"W	Z40748E S	$ 266	$ 275	$ 283	$ 297	$ 310	$ 324
60"W	Z40760E S	$ 285	$ 296	$ 306	$ 324	$ 341	$ 359

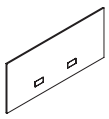

15"H Tackable Acoustical Port Tiles							
24"W	Z41524E S	$ 262	$ 271	$ 279	$ 293	$ 306	$ 320
30"W	Z41530E S	$ 273	$ 284	$ 294	$ 312	$ 329	$ 347
36"W	Z41536E S	$ 285	$ 297	$ 311	$ 331	$ 351	$ 372
42"W	Z41542E S	$ 296	$ 311	$ 326	$ 350	$ 374	$ 398
48"W	Z41548E S	$ 311	$ 328	$ 344	$ 371	$ 400	$ 427
60"W	Z41560E S	$ 337	$ 358	$ 379	$ 413	$ 448	$ 481

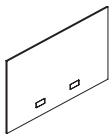

22½"H Tackable Acoustical Port Tiles							
24"W	Z42224E S	$ 295	$ 307	$ 321	$ 341	$ 361	$ 382
30"W	Z42230E S	$ 308	$ 324	$ 339	$ 365	$ 390	$ 416
36"W	Z42236E S	$ 323	$ 342	$ 361	$ 392	$ 423	$ 454
42"W	Z42242E S	$ 338	$ 360	$ 382	$ 418	$ 454	$ 490
48"W	Z42248E S	$ 354	$ 380	$ 404	$ 445	$ 486	$ 528
60"W	Z42260E S	$ 387	$ 418	$ 450	$ 501	$ 553	$ 604

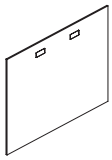

30"H Tackable Acoustical Port Tiles							
24"W	Z43024E S	$ 326	$ 343	$ 359	$ 386	$ 415	$ 442
30"W	Z43030E S	$ 343	$ 364	$ 385	$ 419	$ 454	$ 487
36"W	Z43036E S	$ 365	$ 391	$ 415	$ 456	$ 497	$ 539
42"W	Z43042E S	$ 381	$ 410	$ 439	$ 487	$ 535	$ 583
48"W	Z43048E S	$ 402	$ 435	$ 468	$ 523	$ 578	$ 632
60"W	Z43060E	$ 435	$ 477	$ 517	$ 586	$ 655	$ 723

How to specify —	*1st Option:*	*2nd Option:*
Select the Model Number from above.	**Fabric:** See page 13 for fabrics.	**Electrical Grommet Color:** See page 136 for finishes.

Z 4 _ _ _ E . _ _ _ _ _ _ . _ _

Example: **Z40748E.ECH901.E9**

S *Shippable by small-package carrier.*

Tiles

Stride® — Tackable Acoustical Port Tiles

For specification information see pages 152-159. (See page 406 for COM pricing on fabric Grades G-J.)

GSA SIN 33721

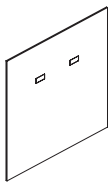

Description	Model	List Price Grade A	Grade B	Grade C	Grade D	Grade E	Grade F
37½"H Tackable Acoustical Port Tiles (Monolithic tile for 42½"H frame)							
24"W	**Z43724E** S	$ 381	$ 402	$ 423	$ 457	$ 492	$ 525
30"W	**Z43730E** S	$ 402	$ 429	$ 454	$ 497	$ 540	$ 583
36"W	**Z43736E** S	$ 421	$ 452	$ 484	$ 535	$ 587	$ 638
42"W	**Z43742E** S	$ 450	$ 486	$ 522	$ 582	$ 642	$ 702
48"W	**Z43748E** S	$ 468	$ 510	$ 550	$ 619	$ 688	$ 756
60"W	**Z43760E**	$ 516	$ 568	$ 620	$ 705	$ 791	$ 877

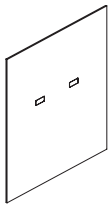

45 H Tackable Acoustical Port Tiles (Monolithic tile for 50"H frame)							
24"W	**Z44524E** S	$ 409	$ 435	$ 459	$ 500	$ 541	$ 583
30"W	**Z44530E** S	$ 438	$ 469	$ 501	$ 552	$ 604	$ 655
36"W	**Z44536E** S	$ 460	$ 498	$ 535	$ 597	$ 658	$ 720
42"W	**Z44542E** S	$ 489	$ 533	$ 577	$ 649	$ 721	$ 793
48"W	**Z44548E** S	$ 518	$ 568	$ 618	$ 699	$ 782	$ 864
60"W	**Z44560E**	$ 562	$ 625	$ 686	$ 789	$ 892	$ 994

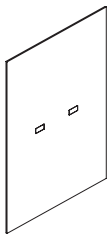

52½"H Tackable Acoustical Port Tiles (Monolithic tile for 57½"H frame)							
24"W	**Z45224E** S	$ 453	$ 482	$ 511	$ 559	$ 607	$ 655
30"W	**Z45230E** S	$ 472	$ 508	$ 544	$ 604	$ 664	$ 724
36"W	**Z45236E** S	$ 505	$ 549	$ 593	$ 665	$ 737	$ 809
42"W	**Z45242E**	$ 534	$ 585	$ 636	$ 720	$ 804	$ 888
48"W	**Z45248E**	$ 562	$ 620	$ 678	$ 774	$ 870	$ 966
60"W	**Z45260E**	$ 620	$ 692	$ 764	$ 885	$ 1005	$ 1125

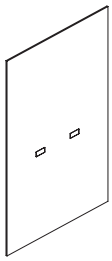

60"H Tackable Acoustical Port Tiles (Monolithic tile for 65"H frame)							
24"W	**Z46024E** S	$ 477	$ 510	$ 543	$ 598	$ 653	$ 707
30"W	**Z46030E**	$ 516	$ 558	$ 598	$ 667	$ 736	$ 804
36"W	**Z46036E**	$ 585	$ 635	$ 685	$ 766	$ 849	$ 931
42"W	**Z46042E**	$ 612	$ 670	$ 728	$ 824	$ 920	$ 1016
48"W	**Z46048E**	$ 635	$ 701	$ 767	$ 876	$ 986	$ 1097
60"W	**Z46060E**	$ 673	$ 755	$ 838	$ 975	$ 1113	$ 1249

How to specify —	*1st Option:*	*2nd Option:*
Select the Model Number from above.	**Fabric:** See page 13 for fabrics.	**Electrical Grommet Color:** See page 136 for finishes.
Z 4 _ _ _ E .	_ _ _ _ _ _ .	_ _

Example: **Z44536E.ECH901.E9**

S *Shippable by small-package carrier.*

Tiles

Stride® — Tackable Acoustical Tiles to-the-Floor

For specification information see pages 152-159. (See page 407 for COM pricing on fabric Grades G-J.)

GSA SIN 33721

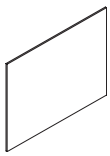

Description	Model	List Price Grade A	Grade B	Grade C	Grade D	Grade E	Grade F
22½"H Tackable Acoustical Base Tiles to-the-Floor							
24"W	Z42224TF [S]	$ 245	$ 257	$ 271	$ 291	$ 312	$ 333
30"W	Z42230TF [S]	$ 257	$ 273	$ 289	$ 315	$ 341	$ 368
36"W	Z42236TF [S]	$ 278	$ 297	$ 316	$ 347	$ 379	$ 410
42"W	Z42242TF [S]	$ 301	$ 323	$ 345	$ 382	$ 419	$ 456
48"W	Z42248TF [S]	$ 316	$ 342	$ 367	$ 408	$ 451	$ 492
60"W	Z42260TF [S]	$ 349	$ 381	$ 412	$ 464	$ 516	$ 569

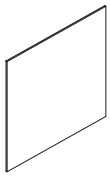

30"H Tackable Acoustical Base Tiles to-the-Floor (Tile for 35"H frame)							
24"W	Z43024TF [S]	$ 277	$ 294	$ 311	$ 339	$ 367	$ 394
30"W	Z43030TF [S]	$ 297	$ 318	$ 339	$ 374	$ 409	$ 444
36"W	Z43036TF [S]	$ 319	$ 345	$ 370	$ 411	$ 454	$ 495
42"W	Z43042TF [S]	$ 340	$ 370	$ 399	$ 447	$ 496	$ 545
48"W	Z43048TF [S]	$ 363	$ 397	$ 430	$ 486	$ 541	$ 597
60"W	Z43060TF	$ 399	$ 441	$ 483	$ 552	$ 622	$ 692

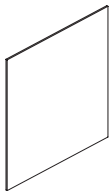

37½"H Tackable Acoustical Base Tiles to-the-Floor (Tile for 42.5"H frame)							
24"W	Z43724TF [S]	$ 325	$ 346	$ 367	$ 402	$ 437	$ 472
30"W	Z43730TF [S]	$ 348	$ 375	$ 401	$ 444	$ 488	$ 532
36"W	Z43736TF [S]	$ 372	$ 404	$ 435	$ 487	$ 539	$ 592
42"W	Z43742TF [S]	$ 399	$ 437	$ 473	$ 534	$ 595	$ 657
48"W	Z43748TF [S]	$ 425	$ 467	$ 509	$ 578	$ 648	$ 718
60"W	Z43760TF	$ 469	$ 522	$ 574	$ 661	$ 747	$ 835

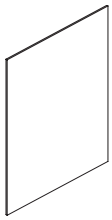

45"H Tackable Acoustical Base Tiles to-the-Floor (Tile for 50"H frame)							
24"W	Z44524TF [S]	$ 361	$ 387	$ 412	$ 453	$ 496	$ 537
30"W	Z44530TF [S]	$ 383	$ 415	$ 446	$ 498	$ 550	$ 603
36"W	Z44536TF [S]	$ 417	$ 455	$ 493	$ 555	$ 618	$ 680
42"W	Z44542TF [S]	$ 446	$ 490	$ 534	$ 607	$ 680	$ 753
48"W	Z44548TF [S]	$ 470	$ 521	$ 571	$ 654	$ 738	$ 821
60"W	Z44560TF	$ 523	$ 586	$ 649	$ 753	$ 857	$ 962

52½"H Tackable Acoustical Base Tiles to-the-Floor (Tile for 57.5"H frame)							
24"W	Z45224TF [S]	$ 395	$ 425	$ 454	$ 502	$ 551	$ 600
30"W	Z45230TF [S]	$ 421	$ 459	$ 495	$ 556	$ 617	$ 679
36"W	Z45236TF [S]	$ 476	$ 520	$ 564	$ 637	$ 710	$ 783
42"W	Z45242TF	$ 506	$ 558	$ 609	$ 695	$ 780	$ 865
48"W	Z45248TF	$ 528	$ 587	$ 645	$ 743	$ 840	$ 937
60"W	Z45260TF	$ 579	$ 653	$ 726	$ 848	$ 969	$ 1091



60"H Tackable Acoustical Base Tiles to-the-Floor (Tile for 65"H frame)							
24"W	Z46024TF [S]	$ 431	$ 465	$ 498	$ 554	$ 609	$ 665
30"W	Z46030TF	$ 458	$ 500	$ 542	$ 611	$ 681	$ 751
36"W	Z46036TF	$ 518	$ 569	$ 619	$ 702	$ 786	$ 869
42"W	Z46042TF	$ 549	$ 608	$ 666	$ 764	$ 861	$ 958
48"W	Z46048TF	$ 580	$ 647	$ 715	$ 826	$ 937	$ 1048
60"W	Z46060TF	$ 632	$ 716	$ 799	$ 939	$ 1077	$ 1217

How to specify —

Select the Model Number from above.

1st Option:

Fabric:

See page 13 for fabrics.

Z 4 | | | T F . | | | | | |

Example: **Z44560TF.IMP07**

[S] ***Shippable by small-package carrier.***

Tiles

Stride® — Steel Tiles / Steel Tiles to-the-Floor

For specification information see pages 152-159.

GSA SIN 33721

Description	Model	P1 Paint List Price	P2 Paint List Price	P3 Paint List Price
7½"H Steel Tiles				
24"W	Z40724S S	$ 152	$ 173	$ 191
30"W	Z40730S S	$ 159	$ 180	$ 198
36"W	Z40736S S	$ 172	$ 193	$ 211
42"W	Z40742S S	$ 187	$ 208	$ 226
48"W	Z40748S S	$ 202	$ 223	$ 241
60"W	Z40760S S	$ 227	$ 248	$ 266

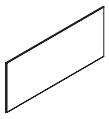

15"H Steel Tiles				
24"W	Z41524S S	$ 175	$ 196	$ 214
30"W	Z41530S S	$ 186	$ 207	$ 225
36"W	Z41536S S	$ 204	$ 225	$ 243
42"W	Z41542S S	$ 224	$ 245	$ 263
48"W	Z41548S S	$ 244	$ 265	$ 283
60"W	Z41560S S	$ 274	$ 295	$ 313

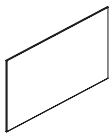

22½"H Steel Tiles				
24"W	Z42224S S	$ 263	$ 284	$ 302
30"W	Z42230S S	$ 283	$ 304	$ 322
36"W	Z42236S S	$ 307	$ 328	$ 346
42"W	Z42242S S	$ 327	$ 348	$ 366
48"W	Z42248S S	$ 353	$ 374	$ 392
60"W	Z42260S S	$ 408	$ 429	$ 447

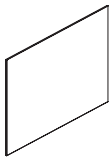

30"H Steel Tiles				
24"W	Z43024S S	$ 313	$ 334	$ 352
30"W	Z43030S S	$ 342	$ 363	$ 381
36"W	Z43036S S	$ 366	$ 387	$ 405
42"W	Z43042S S	$ 398	$ 419	$ 437
48"W	Z43048S S	$ 431	$ 452	$ 470
60"W	Z43060S	$ 493	$ 514	$ 532

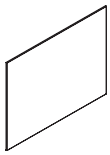

22½"H Steel Base Tiles to-the-Floor Kit				
24"W	Z42224SF S	$ 322	$ 343	$ 361
30"W	Z42230SF S	$ 345	$ 366	$ 384
36"W	Z42236SF S	$ 376	$ 397	$ 415
42"W	Z42242SF S	$ 400	$ 421	$ 439
48"W	Z42248SF S	$ 429	$ 450	$ 468
60"W	Z42260SF S	$ 491	$ 512	$ 530

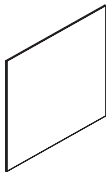

30"H Steel Base Tiles to-the-Floor Kit				
24"W	Z43024SF S	$ 431	$ 452	$ 470
30"W	Z43030SF S	$ 470	$ 491	$ 509
36"W	Z43036SF S	$ 507	$ 528	$ 546
42"W	Z43042SF S	$ 544	$ 565	$ 583
48"W	Z43048SF S	$ 579	$ 600	$ 618
60"W	Z43060SF	$ 668	$ 689	$ 707

How to specify —

Select the Model Number from above.

1st Option:

Paint Color:

P1 P2 P3

See page 136 for finishes.

Z 4 | | | | | . P | |

Examples: **Z41524S.P4J** **Z43060SF.P7C**

S *Shippable by small-package carrier.*

Tiles

Stride® — Perforated Steel Tiles

For specification information see pages 152-159.

GSA SIN 33721

Description	Model	P1 Paint List Price	P2 Paint List Price	P3 Paint List Price
7½"H Perforated Steel Tiles				
24"W	Z40724SH S	$ 168	$ 190	$ 209
30"W	Z40730SH S	$ 175	$ 197	$ 216
36"W	Z40736SH S	$ 187	$ 209	$ 228
42"W	Z40742SH S	$ 207	$ 229	$ 248
48"W	Z40748SH S	$ 224	$ 246	$ 265
60"W	Z40760SH S	$ 252	$ 274	$ 293

15"H Perforated Steel Tiles				
24"W	Z41524SH S	$ 193	$ 215	$ 234
30"W	Z41530SH S	$ 205	$ 227	$ 246
36"W	Z41536SH S	$ 226	$ 248	$ 267
42"W	Z41542SH S	$ 244	$ 266	$ 285
48"W	Z41548SH S	$ 274	$ 296	$ 315
60"W	Z41560SH S	$ 307	$ 329	$ 348



22½"H Perforated Steel Tiles				
24"W	Z42224SH S	$ 284	$ 306	$ 325
30"W	Z42230SH S	$ 316	$ 338	$ 357
36"W	Z42236SH S	$ 334	$ 356	$ 375
42"W	Z42242SH S	$ 361	$ 383	$ 402
48"W	Z42248SH S	$ 390	$ 412	$ 431
60"W	Z42260SH S	$ 455	$ 477	$ 496



30"H Perforated Steel Tiles				
24"W	Z43024SH S	$ 349	$ 371	$ 390
30"W	Z43030SH S	$ 375	$ 397	$ 416
36"W	Z43036SH S	$ 407	$ 429	$ 448
42"W	Z43042SH S	$ 436	$ 458	$ 477
48"W	Z43048SH S	$ 472	$ 494	$ 513
60"W	Z43060SH	$ 547	$ 569	$ 588

How to specify —

Select the Model Number from above.

1st Option:

Paint Color:

P1 P2 P3

See page 136 for finishes.

Z 4 | | | | S H . P | |

Example: **Z43060SH.PJW**

S *Shippable by small-package carrier.*

Tiles

Stride® — Tool Tiles

For specification information see pages 152-159.

GSA SIN 33721



Description	Model	P1 Paint List Price	P2 Paint List Price	P3 Paint List Price
7½"H Tool Tiles				
24"W	**Z40724SW** S	$ 272	$ 314	$ 356
30"W	**Z40730SW** S	$ 280	$ 322	$ 364
36"W	**Z40736SW** S	$ 293	$ 335	$ 377
42"W	**Z40742SW** S	$ 302	$ 344	$ 386
48"W	**Z40748SW** S	$ 326	$ 368	$ 410
60"W	**Z40760SW** S	$ 346	$ 388	$ 430



15"H Tool Tiles				
24"W	**Z41524SW** S	$ 418	$ 460	$ 502
30"W	**Z41530SW** S	$ 453	$ 495	$ 537
36"W	**Z41536SW** S	$ 491	$ 533	$ 575
42"W	**Z41542SW** S	$ 516	$ 558	$ 600
48"W	**Z41548SW** S	$ 549	$ 591	$ 633
60"W	**Z41560SW** S	$ 584	$ 626	$ 668

NOTE: Tool tiles placed at worksurface height limit selection of work tools available. Folder Holders, Multi-Media Hangers, and Binder Bins extend below a 7½"H tool tile. Paper Wave and contents extend above a single 7½"H tool tile. See page 386.

How to specify —

Select the Model Number from above.

1st Option:

Paint Color:

P1 P2 P3

See page 136 for finishes.

Z 4 | | | | | | . P | |

Example: **Z41524SW.P52**

S *Shippable by small-package carrier.*

Tiles

Stride® — Porcelain and Steel Marker Board Tiles

For specification information see pages 152-159.

GSA SIN 33721

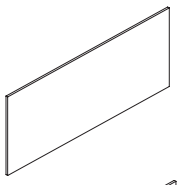

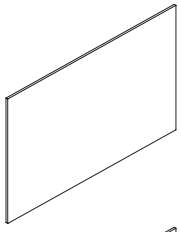

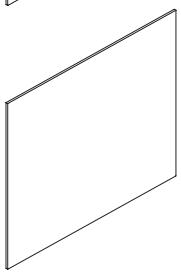

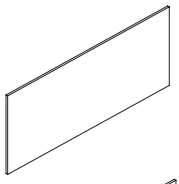

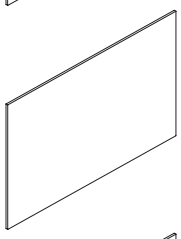

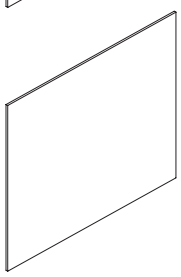

Description	Model	List Price
15"H Porcelain Marker Board Tiles		
24"W	Z41524MB [S]	$ 685
30"W	Z41530MB [S]	$ 744
36"W	Z41536MB [S]	$ 801
42"W	Z41542MB [S]	$ 861
48"W	Z41548MB [S]	$ 919
60"W	Z41560MB [S]	$ 1035
22½"H Porcelain Marker Board Tiles		
24"W	Z42224MB [S]	$ 801
30"W	Z42230MB [S]	$ 861
36"W	Z42236MB [S]	$ 919
42"W	Z42242MB [S]	$ 978
48"W	Z42248MB [S]	$ 1035
60"W	Z42260MB [S]	$ 1152
30"H Porcelain Marker Board Tiles		
24"W	Z43024MB [S]	$ 919
30"W	Z43030MB [S]	$ 978
36"W	Z43036MB [S]	$ 1035
42"W	Z43042MB [S]	$ 1093
48"W	Z43048MB [S]	$ 1152
60"W	Z43060MB	$ 1264
15"H Steel Marker Board Tiles (no color option)		
24"W	Z41524MBS	$ 477
30"W	Z41530MBS	$ 518
36"W	Z41536MBS	$ 559
42"W	Z41542MBS	$ 600
48"W	Z41548MBS	$ 641
60"W	Z41560MBS	$ 724
22½"H Steel Marker Board Tiles (no color option)		
24"W	Z42224MBS	$ 559
30"W	Z42230MBS	$ 600
36"W	Z42236MBS	$ 641
42"W	Z42242MBS	$ 685
48"W	Z42248MBS	$ 724
60"W	Z42260MBS	$ 803
30"H Steel Marker Board Tiles (no color option)		
24"W	Z43024MBS	$ 641
30"W	Z43030MBS	$ 685
36"W	Z43036MBS	$ 724
42"W	Z43042MBS	$ 766
48"W	Z43048MBS	$ 803
60"W	Z43060MBS	$ 887
15"W Marker Board Tray — Natural Aluminum		
Magnetic Markerboard Tray	TK4TRAYMS [S]	$ 95

How to specify —	*1st Option:*	*1st Option:*
Select the Model Number from above.	**Paint Color:** P1 P2 P3 See page 136 for finishes.	**Color** *(if applicable)*: X No color option
_____ .	P ___	X

Examples: **Z42242MB.P7C** **Z43036MBS.X** **TK4TRAYMS**

[S] *Shippable by small-package carrier.*

Tiles

Stride® — Landscape™ Surface Tiles

For specification information see pages 152-159.

GSA SIN 33721

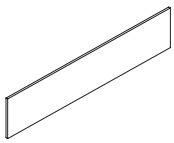

Description	Model	Grade 1 List Price	Grade 2 List Price
7½"H Landscape Surface Tiles			
24"W	**Z40724L** S	$ 420	$ 507
30"W	**Z40730L** S	$ 542	$ 646
36"W	**Z40736L** S	$ 662	$ 780
42"W	**Z40742L** S	$ 781	$ 914
48"W	**Z40748L** S	$ 901	$ 1049
60"W	**Z40760L** S	$ 1144	$ 1309

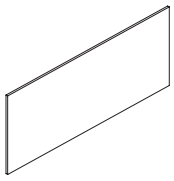

15"H Landscape Surface Tiles			
24"W	**Z41524L** S	$ 662	$ 833
30"W	**Z41530L** S	$ 781	$ 967
36"W	**Z41536L** S	$ 901	$ 1098
42"W	**Z41542L** S	$ 1021	$ 1238
48"W	**Z41548L** S	$ 1144	$ 1373
60"W	**Z41560L** S	$ 1380	$ 1624

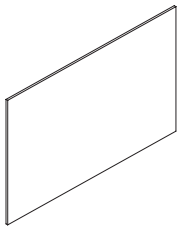

22½"H Landscape Surface Tiles			
24"W	**Z42224L** S	$ 901	$ 1231
30"W	**Z42230L** S	$ 1021	$ 1371
36"W	**Z42236L** S	$ 1144	$ 1507
42"W	**Z42242L** S	$ 1265	$ 1644
48"W	**Z42248L** S	$ 1380	$ 1773
60"W	**Z42260L** S	$ 1620	$ 2030

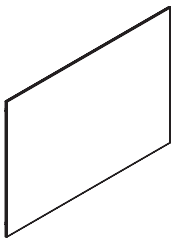

30"H Landscape Surface Tiles			
24"W	**Z43024L**	$ 1144	$ 1719
30"W	**Z43030L**	$ 1265	$ 1854
36"W	**Z43036L**	$ 1380	$ 1984
42"W	**Z43042L**	$ 1503	$ 2124
48"W	**Z43048L**	$ 1620	$ 2256
60"W	**Z43060L**	$ 1862	$ 2514

LANDSCAPE™ SURFACE MATERIAL OPTIONS

GRADE 2

Foundation™
FD01 Sand
FD02 Taupe
FD04 Pure White

Quattro
QU44 Platinum**

How to specify —	*1st Option:*	*2nd Option:*
Select the Model Number from above.	**Landscape Surface Material and Finish:** See above for material options.	**Frame Paint Color:** P1 P2 P3 See page 136 for finishes.

Z 4 _ _ _ L . _ _ _ _ _ _ _ _ _ . P _ _

Examples: **Z40724L.QU44.P27** **Z41536L.FD01.P02**

S *Shippable by small-package carrier.*

Tiles

Stride® — Laminate Tiles

For specification information see pages 152-159.

GSA SIN 33721

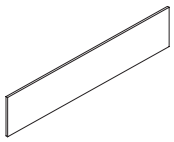

Description	Model	L1 List Price	L2 List Price	L3 List Price
7½"H Laminate Tile				
24"W	**Z40724LM**	$ 346	$ 364	$ 381
30"W	**Z40730LM**	$ 359	$ 377	$ 395
36"W	**Z40736LM**	$ 384	$ 404	$ 423
42"W	**Z40742LM**	$ 421	$ 442	$ 464
48"W	**Z40748LM**	$ 453	$ 476	$ 499
60"W	**Z40760LM**	$ 511	$ 537	$ 563

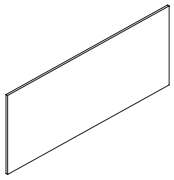

15"H Laminate Tile				
24"W	**Z41524LM**	$ 402	$ 422	$ 443
30"W	**Z41530LM**	$ 419	$ 440	$ 461
36"W	**Z41536LM**	$ 467	$ 490	$ 514
42"W	**Z41542LM**	$ 501	$ 527	$ 552
48"W	**Z41548LM**	$ 544	$ 572	$ 599
60"W	**Z41560LM**	$ 615	$ 646	$ 677

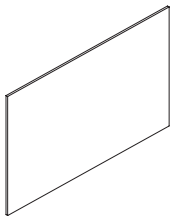

22½"H Laminate Tile				
24"W	**Z42224LM**	$ 506	$ 532	$ 557
30"W	**Z42230LM**	$ 547	$ 575	$ 602
36"W	**Z42236LM**	$ 595	$ 625	$ 655
42"W	**Z42242LM**	$ 636	$ 668	$ 700
48"W	**Z42248LM**	$ 684	$ 718	$ 753
60"W	**Z42260LM**	$ 798	$ 839	$ 878

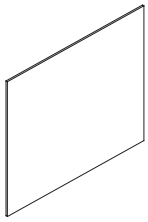

30"H Laminate Tile				
24"W	**Z43024LM**	$ 609	$ 640	$ 671
30"W	**Z43030LM**	$ 658	$ 691	$ 724
36"W	**Z43036LM**	$ 706	$ 741	$ 777
42"W	**Z43042LM**	$ 769	$ 808	$ 847
48"W	**Z43048LM**	$ 830	$ 872	$ 913
60"W	**Z43060LM**	$ 952	$ 1000	$ 1047

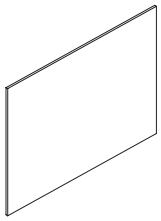

42½"H Laminate Tile				
24"W	**Z44224LM**	$ 730	$ 766	$ 804
30"W	**Z44230LM**	$ 875	$ 919	$ 963
36"W	**Z44236LM**	$ 953	$ 1001	$ 1048
42"W	**Z44242LM**	$ 1038	$ 1091	$ 1142
48"W	**Z44248LM**	$ 1132	$ 1189	$ 1246
60"W	**Z44260LM**	$ 1234	$ 1297	$ 1358

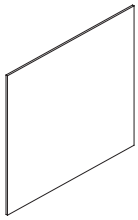

50"H Laminate Tile				
24"W	**Z45024LM**	$ 892	$ 937	$ 982
30"W	**Z45030LM**	$ 972	$ 1022	$ 1070
36"W	**Z45036LM**	$ 1059	$ 1113	$ 1165
42"W	**Z45042LM**	$ 1155	$ 1213	$ 1271
48"W	**Z45048LM**	$ 1258	$ 1322	$ 1384
60"W	**Z45060LM**	$ 1372	$ 1441	$ 1510

How to specify —	*1st Option:*	*2nd Option:*	*3rd Option:*	*4th Option:*
Select the Model Number from above.	**FSC Wood** *(if applicable)*: **F** FSC Wood **X** Non-FSC Wood	**Laminate:** See page 136 for finishes.	**Edge Color:** See page 136 for finishes.	**Grain Direction:** **VLG** Horizontal or Solid Grain **VST** Vertical Grain
Z 4 _____ .	_____ .	_____ .	_____ .	_____

Example: **Z40724LM.F.TM133.E4.VLG**

S ***Shippable by small-package carrier.***

Tiles

Stride® — Laminate Tiles

For specification information see pages 152-159.

GSA SIN 33721

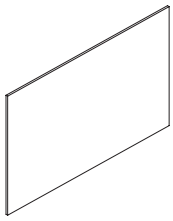

Description	Model	L1 List Price	L2 List Price	L3 List Price
57½"H Laminate Tile				
24"W	**Z45724LM**	$ 1221	$ 1283	$ 1344
30"W	**Z45730LM**	$ 1367	$ 1436	$ 1504
36"W	**Z45736LM**	$ 1531	$ 1608	$ 1684
42"W	**Z45742LM**	$ 1715	$ 1802	$ 1887
48"W	**Z45748LM**	$ 1921	$ 2017	$ 2113
65"H Laminate Tile				
24"W	**Z46524LM**	$ 1352	$ 1420	$ 1488
30"W	**Z46530LM**	$ 1513	$ 1589	$ 1665
36"W	**Z46536LM**	$ 1695	$ 1781	$ 1866
42"W	**Z46542LM**	$ 1899	$ 1994	$ 2089
48"W	**Z46548LM**	$ 2127	$ 2234	$ 2340

How to specify —	*1st Option:*	*2nd Option:*	*3rd Option:*	*4th Option:*
Select the Model Number from above.	**FSC Wood** *(if applicable)*: **F** FSC Wood **X** Non-FSC Wood	**Laminate:** See page 136 for finishes.	**Edge Color:** See page 136 for finishes.	**Grain Direction:** **VLG** Horizontal or Solid Grain **VST** Vertical Grain
Z 4 _ _ _ _ _ _ .	_ .	_ _ _ _ .	_ _ .	_ _ _

Example: **Z45724LM.F.TM133.E4.VLG**

S ***Shippable by small-package carrier.***

Tiles

Stride® — Laminate Tiles To-the-Floor

For specification information see pages 152-159.

GSA SIN 33721

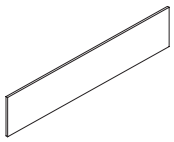

Description	Model	L1 List Price	L2 List Price	L3 List Price
22½"H Laminate To-The-Floor Tiles				
24"W	Z42224LTF	$ 558	$ 584	$ 609
30"W	Z42230LTF	$ 599	$ 627	$ 654
36"W	Z42236LTF	$ 647	$ 677	$ 707
42"W	Z42242LTF	$ 688	$ 720	$ 752
48"W	Z42248LTF	$ 736	$ 770	$ 805
60"W	Z42260LTF	$ 850	$ 891	$ 930

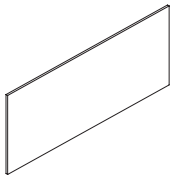

30"H Laminate To-The-Floor Tiles				
24"W	Z43024LTF	$ 661	$ 692	$ 723
30"W	Z43030LTF	$ 710	$ 743	$ 776
36"W	Z43036LTF	$ 758	$ 793	$ 829
42"W	Z43042LTF	$ 821	$ 860	$ 899
48"W	Z43048LTF	$ 882	$ 924	$ 965
60"W	Z43060LTF	$ 1004	$ 1052	$ 1099

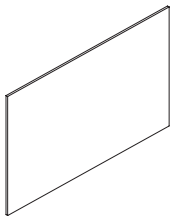

37½"H Laminate To-The-Floor Tiles				
24"W	Z43724LTF	$ 763	$ 799	$ 834
30"W	Z43730LTF	$ 883	$ 925	$ 966
36"W	Z43736LTF	$ 1024	$ 1074	$ 1122
42"W	Z43742LTF	$ 1188	$ 1245	$ 1302
48"W	Z43748LTF	$ 1381	$ 1448	$ 1514
60"W	Z43760LTF	$ 1607	$ 1685	$ 1763

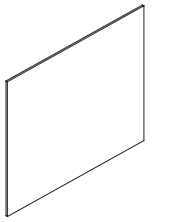

45"H Laminate To-The-Floor Tiles				
24"W	Z44524LTF	$ 905	$ 948	$ 991
30"W	Z44530LTF	$ 1049	$ 1100	$ 1149
36"W	Z44536LTF	$ 1218	$ 1276	$ 1335
42"W	Z44542LTF	$ 1415	$ 1484	$ 1552
48"W	Z44548LTF	$ 1646	$ 1726	$ 1806
60"W	Z44560LTF	$ 1916	$ 2010	$ 2103

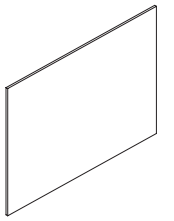

55½"H Laminate To-The-Floor Tiles				
24"W	Z45724LTF	$ 1049	$ 1100	$ 1149
30"W	Z45730LTF	$ 1219	$ 1278	$ 1336
36"W	Z45736LTF	$ 1417	$ 1486	$ 1554
42"W	Z45742LTF	$ 1649	$ 1729	$ 1810
48"W	Z45748LTF	$ 1921	$ 2015	$ 2108

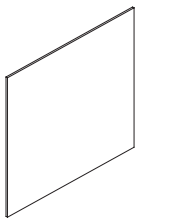

60"H Laminate To-The-Floor Tiles				
24"W	Z46024LTF	$ 1218	$ 1276	$ 1335
30"W	Z46030LTF	$ 1416	$ 1485	$ 1553
36"W	Z46036LTF	$ 1647	$ 1727	$ 1807
42"W	Z46042LTF	$ 1919	$ 2013	$ 2106
48"W	Z46048LTF	$ 2236	$ 2345	$ 2454

How to specify —	*1st Option:*	*2nd Option:*	*3rd Option:*	*4th Option:*
Select the Model Number from above.	**FSC Wood** *(if applicable)*: **F** FSC Wood **X** Non-FSC Wood	**Laminate:** See page 136 for finishes.	**Edge Color:** See page 136 for finishes.	**Grain Direction:** **VLG** Horizontal or Solid Grain **VST** Vertical Grain
Z 4 _____ .	_____ .	_____ .	_____ .	_____

Example: **Z42224LTF.F.TM133.E4.VLG**

S ***Shippable by small-package carrier.***

Tiles

Stride® — Laminate Spanning Hard Surface Tiles / Laminate Tiles To-the-Floor Kits

For specification information see pages 152-159.

GSA SIN 33721

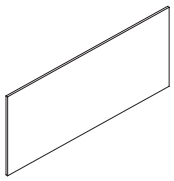

Description	Model	L1 List Price	L2 List Price	L3 List Price
25"H Laminate Spanning Tile				
54"W	Z42554SHS	$ 1097	$ 1147	$ 1197
60"W	Z42560SHS	$ 1126	$ 1178	$ 1228
66"W	Z42566SHS	$ 1167	$ 1220	$ 1272
72"W	Z42572SHS	$ 1247	$ 1304	$ 1360
78"W	Z42578SHS	$ 1318	$ 1378	$ 1437
84"W	Z42584SHS	$ 1380	$ 1443	$ 1505
90"W	Z42590SHS	$ 1441	$ 1507	$ 1571
96"W	Z42596SHS	$ 1535	$ 1604	$ 1674

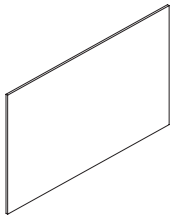

30"H Laminate Spanning Tile				
54"W	Z43054SHS	$ 1134	$ 1186	$ 1237
60"W	Z43060SHS	$ 1241	$ 1297	$ 1354
66"W	Z43066SHS	$ 1291	$ 1349	$ 1408
72"W	Z43072SHS	$ 1363	$ 1425	$ 1487
78"W	Z43078SHS	$ 1384	$ 1447	$ 1509
84"W	Z43084SHS	$ 1533	$ 1602	$ 1672
90"W	Z43090SHS	$ 1615	$ 1689	$ 1762
96"W	Z43096SHS	$ 1683	$ 1760	$ 1835

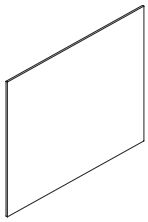

42"H Laminate Spanning Tile				
54"W	Z43754SHS	$ 1354	$ 1416	$ 1477
60"W	Z43760SHS	$ 1450	$ 1516	$ 1581
66"W	Z43766SHS	$ 1524	$ 1593	$ 1662
72"W	Z43772SHS	$ 1570	$ 1641	$ 1712
78"W	Z43778SHS	$ 1607	$ 1679	$ 1752
84"W	Z43784SHS	$ 1674	$ 1750	$ 1825
90"W	Z43790SHS	$ 1717	$ 1795	$ 1872
96"W	Z43796SHS	$ 1748	$ 1827	$ 1907

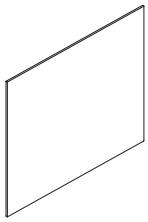

50"H Laminate Spanning Tile				
54"W	Z44554SHS	$ 1765	$ 1845	$ 1925
60"W	Z44560SHS	$ 1783	$ 1864	$ 1944
66"W	Z44566SHS	$ 1801	$ 1882	$ 1964
72"W	Z44572SHS	$ 1843	$ 1926	$ 2009
78"W	Z44578SHS	$ 2041	$ 2133	$ 2226
84"W	Z44584SHS	$ 2070	$ 2164	$ 2257
90"W	Z44590SHS	$ 2118	$ 2214	$ 2309
96"W	Z44596SHS	$ 2160	$ 2258	$ 2356

Description	Model	List Price
Spanning Tile Bracket Kits		
	Z4STBRKT1	$ 246
	Z4STBRKT2	$ 246

How to specify —	*1st Option:*	*2nd Option:*	*3rd Option:*
Select the Model Number from above.	**FSC Wood** *(if applicable)*: **F** FSC Wood **X** Non-FSC Wood	**Laminate:** See page 136 for finishes.	**Edge Color:** See page 136 for finishes.
Z 4 _ _ _ _ _ _ _ .	_ .	_ _ _ _ .	_ _ .

Example: **Z42554SHS.F.TM133.E4**

S ***Shippable by small-package carrier.***

Tiles

Stride® — Laminate Spanning Tiles To-the-Floor

For specification information see pages 152-159.

GSA SIN 33721

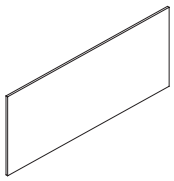

Description	Model	L1 List Price	L2 List Price	L3 List Price
25"H Laminate Spanning Tile To-The Floor				
54"W	Z42554SHTF	$ 1206	$ 1261	$ 1315
60"W	Z42560SHTF	$ 1239	$ 1295	$ 1351
66"W	Z42566SHTF	$ 1281	$ 1339	$ 1397
72"W	Z42572SHTF	$ 1373	$ 1436	$ 1498
78"W	Z42578SHTF	$ 1450	$ 1516	$ 1581
84"W	Z42584SHTF	$ 1519	$ 1588	$ 1657
90"W	Z42590SHTF	$ 1586	$ 1658	$ 1729
96"W	Z42596SHTF	$ 1689	$ 1766	$ 1842

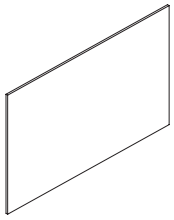

30"H Laminate Spanning Tile To-The-Floor				
54"W	Z43054SHTF	$ 1247	$ 1304	$ 1360
60"W	Z43060SHTF	$ 1365	$ 1427	$ 1489
66"W	Z43066SHTF	$ 1421	$ 1486	$ 1549
72"W	Z43072SHTF	$ 1500	$ 1568	$ 1636
78"W	Z43078SHTF	$ 1521	$ 1590	$ 1659
84"W	Z43084SHTF	$ 1688	$ 1765	$ 1841
90"W	Z43090SHTF	$ 1776	$ 1856	$ 1937
96"W	Z43096SHTF	$ 1851	$ 1935	$ 2018

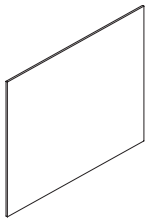

42"H Laminate Spanning Tile To-The-Floor				
54"W	Z43754SHTF	$ 1612	$ 1686	$ 1757
60"W	Z43760SHTF	$ 1718	$ 1796	$ 1873
66"W	Z43766SHTF	$ 1799	$ 1880	$ 1962
72"W	Z43772SHTF	$ 1849	$ 1932	$ 2016
78"W	Z43778SHTF	$ 1889	$ 1975	$ 2060
84"W	Z43784SHTF	$ 1964	$ 2053	$ 2141
90"W	Z43790SHTF	$ 2010	$ 2101	$ 2191
96"W	Z43796SHTF	$ 2044	$ 2137	$ 2229

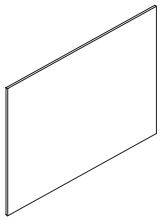

50"H Laminate Spanning Tile To-The-Floor				
54"W	Z44554SHTF	$ 2064	$ 2157	$ 2251
60"W	Z44560SHTF	$ 2083	$ 2177	$ 2271
66"W	Z44566SHTF	$ 2104	$ 2199	$ 2294
72"W	Z44572SHTF	$ 2149	$ 2247	$ 2344
78"W	Z44578SHTF	$ 2368	$ 2475	$ 2582
84"W	Z44584SHTF	$ 2401	$ 2509	$ 2617
90"W	Z44590SHTF	$ 2454	$ 2565	$ 2676
96"W	Z44596SHTF	$ 2499	$ 2612	$ 2725

How to specify —	*1st Option:*	*2nd Option:*	*3rd Option:*
Select the Model Number from above.	**FSC Wood** *(if applicable)*: **F** FSC Wood **X** Non-FSC Wood	**Laminate:** See page 136 for finishes.	**Edge Color:** See page 136 for finishes.
Z 4 _ _ _ _ _ _ .	_ _ .	_ _ _ _ .	_ _

Example: **Z42554SHTF.F.TM133.E4**

Shippable by small-package carrier.

Tiles

Stride® — Single Pane Glass Tile Kits / Pass Thru Kits

For specification information see pages 152-159.

GSA SIN 33721

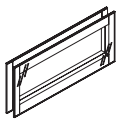

Description	Model	Clear List Price	Frosted List Price
15"H Glass Tile Kits			
24"W	Z41524G S	$ 759	$ 862
30"W	Z41530G S	$ 865	$ 982
36"W	Z41536G S	$ 928	$ 1054
42"W	Z41542G S	$ 991	$ 1124
48"W	Z41548G S	$ 1048	$ 1189
60"W	Z41560G S	$ 1206	$ 1370

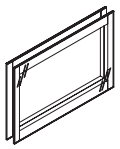

22½"H Glass Tile Kits			
24"W	Z42224G S	$ 972	$ 1103
30"W	Z42230G S	$ 1023	$ 1162
36"W	Z42236G S	$ 1070	$ 1213
42"W	Z42242G S	$ 1130	$ 1283
48"W	Z42248G S	$ 1179	$ 1340
60"W	Z42260G S	$ 1256	$ 1428

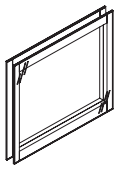

30"H Glass Tile Kits			
24"W	Z43024G S	$ 1131	$ 1284
30"W	Z43030G S	$ 1196	$ 1360
36"W	Z43036G S	$ 1293	$ 1469
42"W	Z43042G S	$ 1397	$ 1587
48"W	Z43048G S	$ 1481	$ 1682
60"W	Z43060G	$ 1645	$ 1869

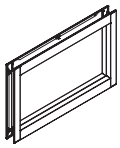

Description	Model	P1 Paint List Price	P2 Paint List Price
22½"H Pass-Thru Trim Kits			
24"W	Z42224PT S	$ 557	$ 590
30"W	Z42230PT S	$ 588	$ 621
36"W	Z42236PT S	$ 629	$ 662
42"W	Z42242PT S	$ 665	$ 698
48"W	Z42248PT S	$ 696	$ 729
60"W	Z42260PT S	$ 720	$ 753

How to specify —

Select the Model Number from above.

1st Option:

Paint (Interior Shroud):

P1 P2 P3

See page 136 for finishes.

2nd Option:

Glass Type *(if applicable)*:

C Clear
F Frosted

Z 4 | | | | | . P | | . | |

Examples: **Z41530G.P27.C** **Z42260PT.PJW**

S *Shippable by small-package carrier.*

Tiles

Stride® — Veneer Tiles

For specification information see pages 152-159.

GSA SIN 33721

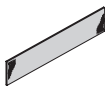

Description	Model	V1 List Price	V3 List Price	V5 List Price
7½"H Veneer Tiles				
24"W	Z40724V S	$ 520	$ 577	$ 614
30"W	Z40730V S	$ 565	$ 627	$ 668
36"W	Z40736V S	$ 650	$ 721	$ 768
42"W	Z40742V S	$ 723	$ 802	$ 854
48"W	Z40748V S	$ 768	$ 851	$ 907
60"W	Z40760V S	$ 854	$ 947	$ 1009



15"H Veneer Tiles				
24"W	Z41524V S	$ 613	$ 680	$ 724
30"W	Z41530V S	$ 656	$ 727	$ 775
36"W	Z41536V S	$ 752	$ 834	$ 889
42"W	Z41542V S	$ 841	$ 933	$ 993
48"W	Z41548V S	$ 887	$ 983	$ 1048
60"W	Z41560V S	$ 986	$ 1093	$ 1165

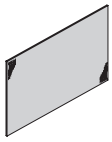

22½"H Veneer Tiles				
24"W	Z42224V S	$ 743	$ 824	$ 878
30"W	Z42230V S	$ 814	$ 903	$ 962
36"W	Z42236V S	$ 910	$ 1009	$ 1075
42"W	Z42242V S	$ 1019	$ 1130	$ 1204
48"W	Z42248V S	$ 1058	$ 1173	$ 1249
60"W	Z42260V S	$ 1192	$ 1322	$ 1408



30"H Veneer Tiles				
24"W	Z43024V S	$ 865	$ 959	$ 1021
30"W	Z43030V S	$ 960	$ 1064	$ 1134
36"W	Z43036V S	$ 1061	$ 1177	$ 1253
42"W	Z43042V S	$ 1190	$ 1319	$ 1405
48"W	Z43048V S	$ 1231	$ 1364	$ 1454
60"W	Z43060V	$ 1392	$ 1543	$ 1644

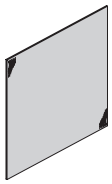

37½"H Veneer Tiles				
24"W	Z43724V S	$ 1011	$ 1122	$ 1195
30"W	Z43730V S	$ 1148	$ 1273	$ 1356
36"W	Z43736V S	$ 1243	$ 1379	$ 1468
42"W	Z43742V S	$ 1384	$ 1534	$ 1634
48"W	Z43748V S	$ 1512	$ 1676	$ 1786
60"W	Z43760V	$ 1738	$ 1927	$ 2052



45"H Veneer Tiles				
24"W	Z44524V S	$ 1144	$ 1269	$ 1352
30"W	Z44530V S	$ 1319	$ 1462	$ 1558
36"W	Z44536V S	$ 1426	$ 1581	$ 1684
42"W	Z44542V S	$ 1567	$ 1738	$ 1850
48"W	Z44548V S	$ 1789	$ 1984	$ 2112
60"W	Z44560V	$ 2025	$ 2245	$ 2391

How to specify —

Select the Model Number from above.

1st Option:

Veneer Type and Finish:

See page 136 for finishes.

S prefix for Stratawood
N prefix for Natural

Z 4 | | | | V . | | | | | |

Example: **Z43024V.NE800**

S *Shippable by small-package carrier.*

Tiles

Stride® — Veneer Tiles to-the-Floor

For specification information see pages 152-159.

GSA SIN 33721



Description	Model	V1 List Price	V3 List Price	V5 List Price
22½"H Veneer Base Tiles to-the-Floor Kits				
24"W	Z42224VTF S	$ 1041	$ 1148	$ 1220
30"W	Z42230VTF S	$ 1132	$ 1249	$ 1328
36"W	Z42236VTF S	$ 1242	$ 1371	$ 1457
42"W	Z42242VTF S	$ 1367	$ 1510	$ 1605
48"W	Z42248VTF S	$ 1404	$ 1551	$ 1649
60"W	Z42260VTF S	$ 1567	$ 1732	$ 1841

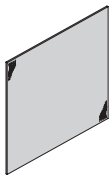

30"H Veneer Base Tiles to-the-Floor Kits				
24"W	Z43024VTF S	$ 1178	$ 1301	$ 1381
30"W	Z43030VTF S	$ 1315	$ 1452	$ 1543
36"W	Z43036VTF S	$ 1416	$ 1565	$ 1663
42"W	Z43042VTF S	$ 1551	$ 1714	$ 1822
48"W	Z43048VTF S	$ 1682	$ 1859	$ 1977
60"W	Z43060VTF	$ 1919	$ 2121	$ 2256



37½"H Veneer Base Tiles to-the-Floor Kits				
24"W	Z43724VTF S	$ 1314	$ 1451	$ 1542
30"W	Z43730VTF S	$ 1500	$ 1657	$ 1762
36"W	Z43736VTF S	$ 1601	$ 1769	$ 1882
42"W	Z43742VTF S	$ 1738	$ 1921	$ 2043
48"W	Z43748VTF S	$ 1967	$ 2175	$ 2313
60"W	Z43760VTF	$ 2198	$ 2431	$ 2585

45"H Veneer Base Tiles to-the-Floor Kits				
24"W	Z44524VTF S	$ 1539	$ 1701	$ 1808
30"W	Z44530VTF S	$ 1777	$ 1964	$ 2089
36"W	Z44536VTF S	$ 1872	$ 2070	$ 2202
42"W	Z44542VTF S	$ 2022	$ 2236	$ 2378
48"W	Z44548VTF S	$ 2333	$ 2581	$ 2746
60"W	Z44560VTF	$ 2575	$ 2849	$ 3031

How to specify —

Select the Model Number from above.

1st Option:

Veneer Type and Finish:

See page 136 for finishes.

S prefix for Stratawood
N prefix for Natural

Z 4 | | | V T F . | | | | | .

Example: **Z43036VTF.NE800**

S *Shippable by small-package carrier.*

Tiles

Stride® — Natural Veneer Sets

For specification information see pages 152-159.

GSA SIN 33721

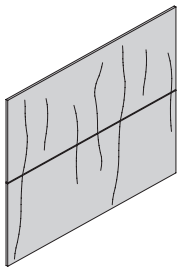

Description	Model	2P Natural–1 V3 List Price	2P Natural–2 V5 List Price
Natural Veneer Tile Set — 30"H			
24"W	**Z43024NVS-2P** S	$ 1481	$ 1577
30"W	**Z43030NVS-2P** S	$ 1608	$ 1713
36"W	**Z43036NVS-2P** S	$ 1830	$ 1949
42"W	**Z43042NVS-2P** S	$ 2047	$ 2181
48"W	**Z43048NVS-2P** S	$ 2163	$ 2304
60"W	**Z43060NVS-2P** S	$ 2415	$ 2573

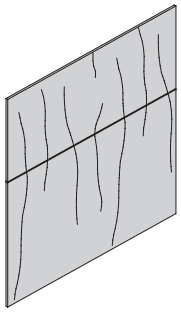

Description	Model	QP Natural–1 V3 List Price	QP Natural–2 V5 List Price
Natural Veneer Tile Set — 37½"H			
24"W	**Z43724NVS-QP** S	$ 1642	$ 1749
30"W	**Z43730NVS-QP** S	$ 1793	$ 1910
36"W	**Z43736NVS-QP** S	$ 2030	$ 2162
42"W	**Z43742NVS-QP** S	$ 2257	$ 2404
48"W	**Z43748NVS-QP** S	$ 2366	$ 2519
60"W	**Z43760NVS-QP** S	$ 2662	$ 2835

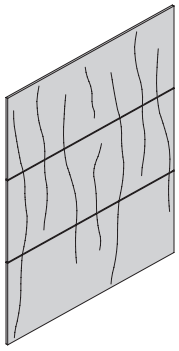

Description	Model	3P Natural–1 V3 List Price	3P Natural–2 V5 List Price
Natural Veneer Tile Set — 45"H			
24"W	**Z44524NVS-3P** S	$ 2220	$ 2365
30"W	**Z44530NVS-3P** S	$ 2414	$ 2572
36"W	**Z44536NVS-3P** S	$ 2742	$ 2919
42"W	**Z44542NVS-3P** S	$ 3076	$ 3276
48"W	**Z44548NVS-3P** S	$ 3232	$ 3442
60"W	**Z44560NVS-3P** S	$ 3619	$ 3854

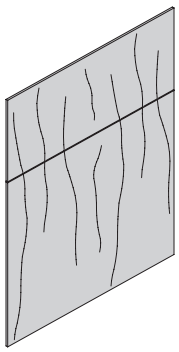

Description	Model	SP Natural–1 V3 List Price	SP Natural–2 V5 List Price
Natural Veneer Tile Set — 45"H			
24"W	**Z44524NVS-SP** S	$ 1805	$ 1923
30"W	**Z44530NVS-SP** S	$ 1967	$ 2096
36"W	**Z44536NVS-SP** S	$ 2210	$ 2354
42"W	**Z44542NVS-SP** S	$ 2472	$ 2633
48"W	**Z44548NVS-SP** S	$ 2579	$ 2747
60"W	**Z44560NVS-SP**	$ 2906	$ 3096

How to specify —

Select the Model Number from above.

1st Option:

Tile Set:

2P for 30"H
QP for 37½"H
3P or **SP** for 45"H

2nd Option:

Veneer Type and Finish:

See page 136 for finishes.

Z 4 | | | | N V S – | | .

Example: **Z43042NVS-2P.NE800**

S *Shippable by small-package carrier.*

Tiles

Stride® — Natural Veneer Sets

For specification information see pages 152-159.

GSA SIN 33721

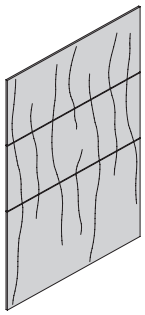

Description	Model	Q2P Natural–1 V3 List Price	Q2P Natural–2 V5 List Price
Natural Veneer Tile Set — 52½"H			
24"W	Z45224NVS-Q2P S	$ 2387	$ 2542
30"W	Z45230NVS-Q2P S	$ 2592	$ 2761
36"W	Z45236NVS-Q2P S	$ 2935	$ 3127
42"W	Z45242NVS-Q2P S	$ 3287	$ 3501
48"W	Z45248NVS-Q2P S	$ 3446	$ 3671
60"W	Z45260NVS-Q2P S	$ 3867	$ 4119

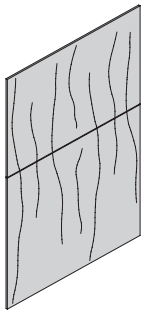

Description	Model	SQ Natural–1 V3 List Price	SQ Natural–2 V5 List Price
Natural Veneer Tile Set — 52½"H			
24"W	Z45224NVS-SQ S	$ 1962	$ 2090
30"W	Z45230NVS-SQ S	$ 2153	$ 2293
36"W	Z45236NVS-SQ S	$ 2404	$ 2561
42"W	Z45242NVS-SQ S	$ 2690	$ 2866
48"W	Z45248NVS-SQ S	$ 2792	$ 2974
60"W	Z45260NVS-SQ	$ 3146	$ 3351

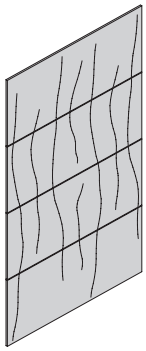

Description	Model	4P Natural–1 V3 List Price	4P Natural–2 V5 List Price
Natural Veneer Tile Set — 60"H			
24"W	Z46024NVS-4P S	$ 2963	$ 3156
30"W	Z46030NVS-4P S	$ 3214	$ 3424
36"W	Z46036NVS-4P S	$ 3662	$ 3901
42"W	Z46042NVS-4P S	$ 4098	$ 4365
48"W	Z46048NVS-4P S	$ 4315	$ 4597
60"W	Z46060NVS-4P S	$ 4824	$ 5138

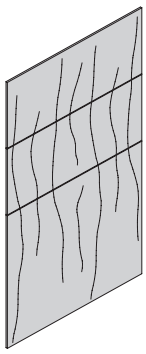

Description	Model	S2P Natural–1 V3 List Price	S2P Natural–2 V5 List Price
Natural Veneer Tile Set — 60"H			
24"W	Z46024NVS-S2P S	$ 2541	$ 2707
30"W	Z46030NVS-S2P S	$ 2774	$ 2954
36"W	Z46036NVS-S2P S	$ 3127	$ 3331
42"W	Z46042NVS-S2P S	$ 3501	$ 3729
48"W	Z46048NVS-S2P S	$ 3656	$ 3894
60"W	Z46060NVS-S2P	$ 4111	$ 4379

How to specify —

Select the Model Number from above.

1st Option:

Tile Set:

Q2P or **SQ** for 52½"H
4P or **S2P** for 60"H

2nd Option:

Veneer Type and Finish:

See page 136 for finishes.

Z 4 _ _ _ _ N V S – _ _ _ .

Example: **Z45260NVS–Q2P.NE800**

S *Shippable by small-package carrier.*

STRIDE

Tiles

Stride® — Natural Veneer to-the-Floor Tile Sets

For specification information see pages 152-159.

GSA SIN 33721

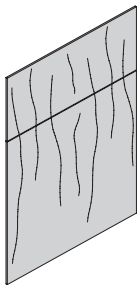

Description	Model	ZP Natural–1 V3 List Price	ZP Natural–2 V5 List Price
Veneer to-the-Floor Base Tile Sets — 45"H			
24"W	**Z44524NVS-ZP** S	**$ 2146**	**$ 2283**
30"W	**Z44530NVS-ZP** S	**$ 2387**	**$ 2540**
36"W	**Z44536NVS-ZP** S	**$ 2619**	**$ 2787**
42"W	**Z44542NVS-ZP** S	**$ 2889**	**$ 3075**
48"W	**Z44548NVS-ZP** S	**$ 3103**	**$ 3303**
60"W	**Z44560NVS-ZP**	**$ 3518**	**$ 3744**

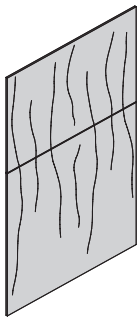

Description	Model	ZQ Natural–1 V3 List Price	ZQ Natural–2 V5 List Price
Veneer to-the-Floor Base Tile Sets — 52½"H			
24"W	**Z45224NVS-ZQ** S	**$ 2312**	**$ 2459**
30"W	**Z45230NVS-ZQ** S	**$ 2567**	**$ 2731**
36"W	**Z45236NVS-ZQ** S	**$ 2811**	**$ 2991**
42"W	**Z45242NVS-ZQ** S	**$ 3103**	**$ 3303**
48"W	**Z45248NVS-ZQ** S	**$ 3314**	**$ 3526**
60"W	**Z45260NVS-ZQ**	**$ 3767**	**$ 4009**

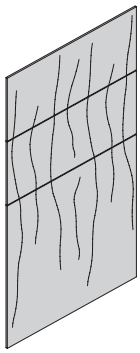

Description	Model	Z2P Natural–1 V3 List Price	Z2P Natural–2 V5 List Price
Veneer to-the-Floor Base Tile Sets — 60"H			
24"W	**Z46024NVS-Z2P** S	**$ 2893**	**$ 3078**
30"W	**Z46030NVS-Z2P** S	**$ 3185**	**$ 3389**
36"W	**Z46036NVS-Z2P** S	**$ 3536**	**$ 3762**
42"W	**Z46042NVS-Z2P** S	**$ 3911**	**$ 4161**
48"W	**Z46048NVS-Z2P** S	**$ 4181**	**$ 4450**
60"W	**Z46060NVS-Z2P**	**$ 4722**	**$ 5026**

How to specify —	*1st Option:*	*2nd Option:*
Select the Model Number from above.	**Tile Set:** **ZP** for 45"H **ZQ** for 52½"H **Z2P** for 60"H	**Veneer Type and Finish:** See page 136 for finishes.

Z 4 | | | | N V S – | | | . | | | | |

Example: **Z45224NVS-ZQ.NE800**

S *Shippable by small-package carrier.*

Off-Modular

Stride® — Non-Rail Based Off-Modular Accessories

For specification information see page 160.

GSA SIN 33721

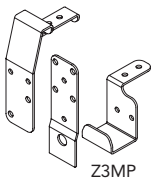
Z3MP

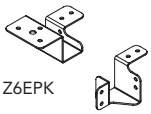
Z6EPK

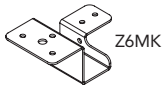
Z6MK

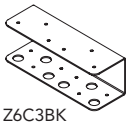
Z6C3BK

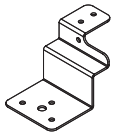
Z6Z3MK

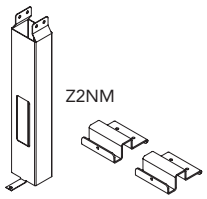
Z2NM

Description	Model	P1 Paint List Price	P2 Paint List Price	P3 Paint List Price
Off-Modular Panel Attachment Kit (no color option)				
Non-Rail Based "M" Off-Modular Connector Kit	**Z3MP** S	$ 293	N/A	N/A
Off-Modular Worksurface Brackets				
Non-Rail Based End Panel Kit	**Z6EPK**	$ 59	$ 71	$ 80
Non-Rail Based Worksurface Bracket (1)	**Z6MK**	$ 70	$ 82	$ 91
Non-Rail Based 3" Layered Worksurface Bracket (1)	**Z6Z3MK** S	$ 79	$ 91	$ 100
Layered Worksurface Connection Bracket (1)	**Z6C3BK** S	$ 114	$ 132	$ 146
Off-Modular Mounting Kits for Overhead Cabinets				
Non-Rail Based Overhead Mounting Kit	**Z2NM** S	$ 247	$ 275	$ 300

How to specify —

Select the Model Number from above.

1st Option:

Color *(if applicable)*:

P1 P2 P3

See page 136 for finishes.

Z _____ . P ___

Examples: **Z3MP** **Z6MK.P7C** **Z6Z3MK.PJW** **Z2NM.PR2**

S *Shippable by small-package carrier.*

Frames

Stride® — Acoustic Inserts

GSA SIN 33721

- Optional Acoustic Inserts enhance the acoustic value of Stride Panels.
- Full Acoustic Insert provides two fillers to span from lower horizontal cross member to upper horizontal cross member.
- Upper Acoustic Insert spans from above beltline horizontal to upper horizontal cross member.
- Acoustic Insert material can be compressed up to 90% to allow for power and data cables routed in panels between tiles.

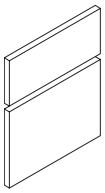

Description	Full Insert Model	Upper Insert Model	Full Insert List Price	Upper Insert List Price
42½"H Stride Panel Frame Acoustic Inserts (fits between tiles)				
For 24"W	**Z04224AIF** S	**Z04224AIU** S	$ 142	$ 84
For 30"W	**Z04230AIF** S	**Z04230AIU** S	$ 166	$ 87
For 36"W	**Z04236AIF** S	**Z04236AIU** S	$ 172	$ 99
For 42"W	**Z04242AIF** S	**Z04242AIU** S	$ 192	$ 114
For 48"W	**Z04248AIF** S	**Z04248AIU** S	$ 210	$ 136
For 60"W	**Z04260AIF** S	**Z04260AIU** S	$ 342	$ 199

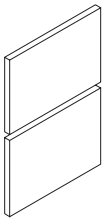

50"H Stride Panel Frame Acoustic Inserts (fits between tiles)				
For 24"W	**Z05024AIF** S	**Z05024AIU** S	$ 130	$ 87
For 30"W	**Z05030AIF** S	**Z05030AIU** S	$ 174	$ 107
For 36"W	**Z05036AIF** S	**Z05036AIU** S	$ 197	$ 135
For 42"W	**Z05042AIF** S	**Z05042AIU** S	$ 212	$ 159
For 48"W	**Z05048AIF** S	**Z05048AIU** S	$ 225	$ 174
For 60"W	**Z05060AIF** S	**Z05060AIU** S	$ 385	$ 227

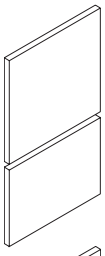

57½"H Stride Panel Frame Acoustic Inserts (fits between tiles)				
For 24"W	**Z05724AIF** S	**Z05724AIU** S	$ 147	$ 96
For 30"W	**Z05730AIF** S	**Z05730AIU** S	$ 204	$ 136
For 36"W	**Z05736AIF** S	**Z05736AIU** S	$ 217	$ 155
For 42"W	**Z05742AIF** S	**Z05742AIU** S	$ 240	$ 174
For 48"W	**Z05748AIF** S	**Z05748AIU** S	$ 283	$ 226
For 60"W	**Z05760AIF** S	**Z05760AIU** S	$ 455	$ 311

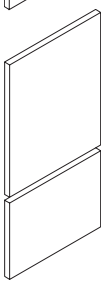

65"H Stride Panel Frame Acoustic Inserts (fits between tiles)				
For 24"W	**Z06524AIF** S	**Z06524AIU** S	$ 177	$ 119
For 30"W	**Z06530AIF** S	**Z06530AIU** S	$ 212	$ 151
For 36"W	**Z06536AIF** S	**Z06536AIU** S	$ 248	$ 177
For 42"W	**Z06542AIF** S	**Z06542AIU** S	$ 281	$ 201
For 48"W	**Z06548AIF** S	**Z06548AIU** S	$ 292	$ 244
For 60"W	**Z06560AIF** S	**Z06560AIU** S	$ 459	$ 342

How to specify —

Select the Model Number from above.

Z	0					A	I	

Examples: **Z04220AIF** **Z06560AIU**

S *Shippable by small-package carrier.*

Electrical & Data

Stride® — Working with Electrical & Data

GSA Reference Page

Stride features high capacity for cable management, including electrical, voice, and data capabilities. The 8-wire electrical system can be integrated at base pathway and beltline. The open structure of the frame allows voice and data cables to be routed both vertically and horizontally.

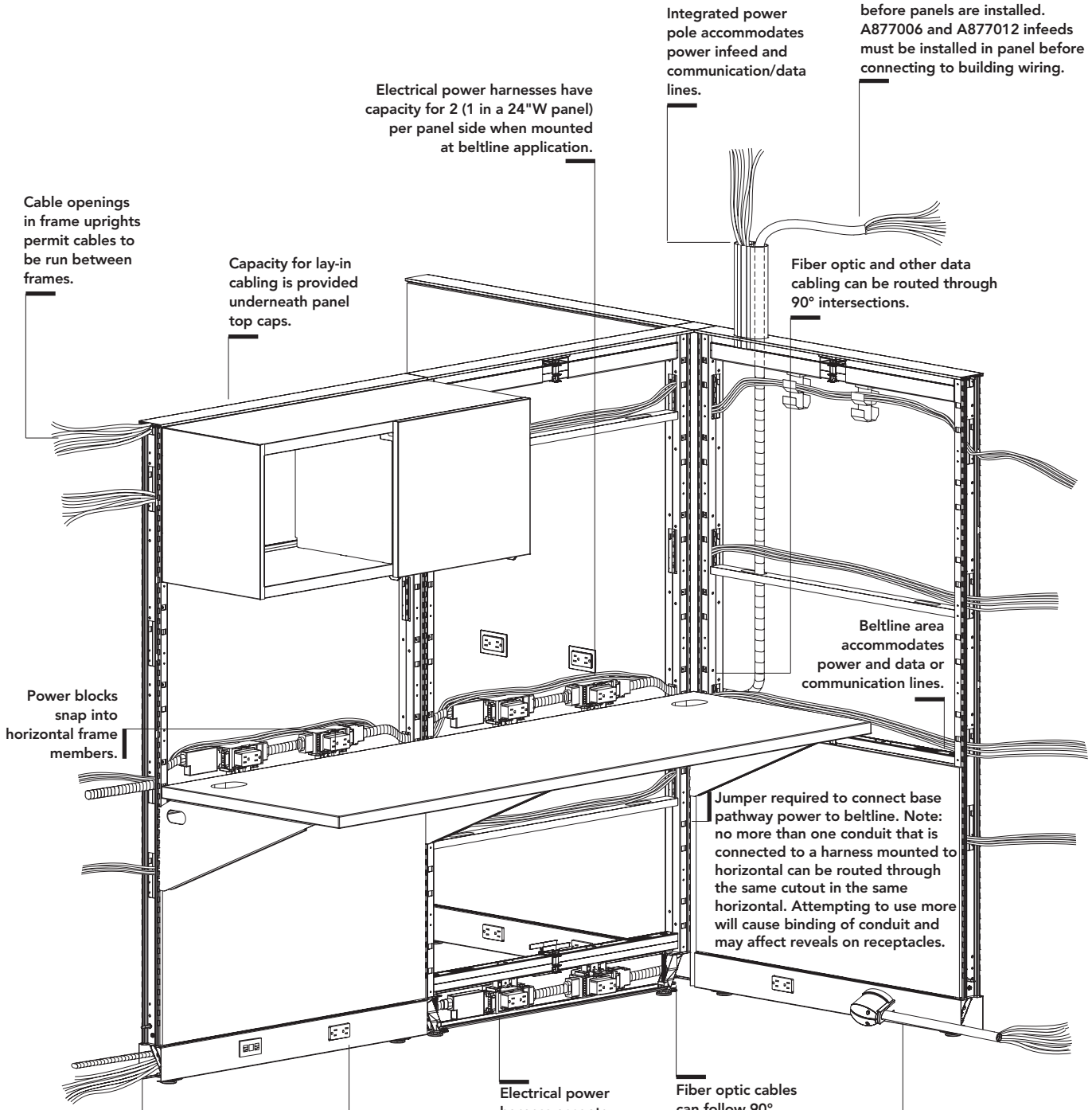

Electrical & Data

Electrical Systems

Stride electrical offers a choice of four electrical systems:

- Four-circuit, 3 + 1
- Four-circuit, 2 + 2
- Three-circuit, separate neutrals
- Eight circuits; two four-circuit systems provided back-to-back.

- See pages 201-202 for a detailed explanation of each electrical system.
- All four systems utilize an 8-wire electrical system, rated at 20 amps per circuit (16 amps plan-able U.S. and 15 amps Canadian).
- Stride panels and electrical components are UL Listed. Electrical components are also CSA certified. PVC-free models are C2C certified.
- Installation and use of the electrical system, the number of receptacles used on a given circuit and connections to the building power supply should be in compliance with all local and national electrical codes.

Caution: Electrical equipment cords or extension cords MUST NOT BE ROUTED through cable openings in frame sides.

Note: No more than one conduit that is connected to a harness mounted to horizontal can be routed through the same cut out in the same horizontal. Attempting to use more will cause binding of conduit and may affect reveals on receptacles.

Hardwire New York Code (page 210)

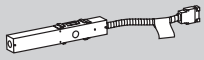

- **Hardwire (New York Code) junction box** (model A871400C) is used when local electrical codes require hardwire entry.
- For use in panels 30"W to 60"W.
- When used in 30"W and 36"W panels, power can be routed only in one direction.
- When used in 42"W, 48"W, and 60"W panels, an electrical pass-thru cable or harness for that panel width can be used to route power back in the opposite direction.
- Unit must connect to a power or pass-thru harness positioned in the base pathway area of an adjacent panel.
- Customer to furnish all cabling and wiring from power entry to power source.
- Junction box can be positioned at any duplex receptacle location.

Hardwire Chicago Code (page 212)

- Wiring harnesses and snap connectors are not allowed in Chicago — base pathways must be comprised of all-metallic components.
- For the base pathway, junction box (model 877600) clips directly into receptacle locations and can be used both single- and double-sided.

- In the beltline location, junction box (model 877550) can only be used single-sided.
- Base pathway model has a larger volume capacity for wiring to allow for dual-sided applications.
- Customer must furnish conduit, wiring, and designer-type receptacles for the base pathway and conduit, wiring, designer-type receptacles, and receptacle covers for the beltline.
- Tiles at the beltline must be field ported.
- Power entry can be routed from the ceiling, via a Stride power pole, or from the floor into a junction box (beltline model 877550; or base pathway model 877600).

Electrical Infeeds

- **Power infeed cables** deliver power from building to panel's electrical system.
- Infeed cables are housed in conduit to separate electrical system from communications and data lines.
- Select quantity of base or ceiling infeed cables depending on individual power requirements.

Base Infeed (page 210)

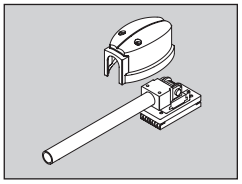

- **Sealtight base pathway power infeed** attaches to any receptacle opening at the base pathway.
- A heavy rubber sheathing shields conduit, allowing infeed to be exposed.
- A jumper is required to connect base pathway power to beltline.

Sealtight Electrical Infeed Cable (page 210)

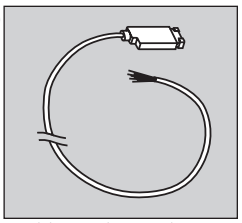

- **Sealtight electrical infeed cable** is used with footed panels.
- Should not be ordered prior to installation to have prewired as infeed must be routed from inside of panel out to be connected to power.
- Cannot be connected to power harness in panel frame that infeed is brought into unless additional pass-thru harness without power block is used to feed from below beltline to above beltline.

Ceiling Power Infeed (page 210)

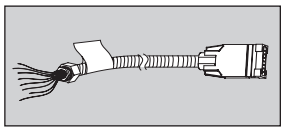

- **Ceiling power infeed** connects to a prewired electrical harness in the beltline or base pathway, traverses through an adjacent panel and terminates in the junction box at the top of the integrated power pole.
- For use with integrated power pole models Z235PP and Z265PP.
- Can also be used as infeed for footed panels.
- Most codes permit flex conduit to be exposed after installation. Verify code requirements before ordering for exposed application.

Integrated Power Pole (page 210)

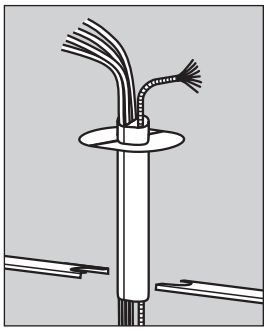

- **Integrated power and communications poles** provide capacity for routing power supply directly through the top of any structural or stacking frame using same width trim/connector kit in place of top cap.
- Power pole has a cavity on each side of a center septum.
- See page 207 for cable capacity.
- When using a ceiling power infeed, consider that the infeed must connect into an electrical harness located in an adjacent panel.
- Integrated power pole will not work with low profile glass stackers, panel mounted glass screens, or panel mounted screens.
- Avoid glass or translucent tiles in upper position of frames with integrated power poles.

Electrical & Data

To Order:

1. Determine which electrical system you will use after consulting your electrician and computer support personnel:
   - The Four-circuit system (4-Hot/2-Neutral/2-Ground)
     - 3 + 1 option
     - 2 + 2 option
   - The Three-circuit system (3-Hot/3-Neutral/2-Ground)
   - The Eight-circuit system (back-to-back four-circuit systems)
2. Determine location, quantity, and circuit of duplexes.
3. Determine the appropriate choice and use of Isolated, Isolated/Dedicated, and Separate Neutrals circuits.
4. Specify appropriate Power Harnesses* and Pass-Thru Cables.*
5. Determine the location, quantity, and type of Power Infeeds needed.

GSA Reference Page

* Select Power Harness models (A8712XX), Pass-Thru Cables (A8710XX) and Pass-Thru Harness (A8711XX) with the last two digits corresponding with the panel width into which the component is to be positioned. The initial cable length can be stretched approximately 3" to transverse "T", "X", "L" and Extended Straight Connectors.

Flexconnect™ Electrical System Options

The four-circuit, eight-wire electrical system is widely specified and trusted by hundreds of thousands of end-users. This proven system delivers four circuits for every power infeed in either a 3 + 1 or 2 + 2 configuration. The isolated/dedicated circuits are ideal for sensitive computing equipment, while the common circuits are suitable for faxes, copiers, task lights and other peripherals. Both the 3 + 1 and 2 + 2 systems use the same prewired components, making it easy to adjust as electrical needs change.

You can also choose a three-circuit, eight-wire system that has a dedicated neutral for every hot circuit. The three-circuit components have model numbers with an "A" suffix.

All three systems utilize an eight-wire electrical system rated at 20 amps per circuit (15 amps Canadian). Concensys panels and electrical components are UL listed and CSA certified.

Reference the Office Equipment Typical Load Values matrix on page 209.

Four-circuit, 3 + 1 Receptacle Option

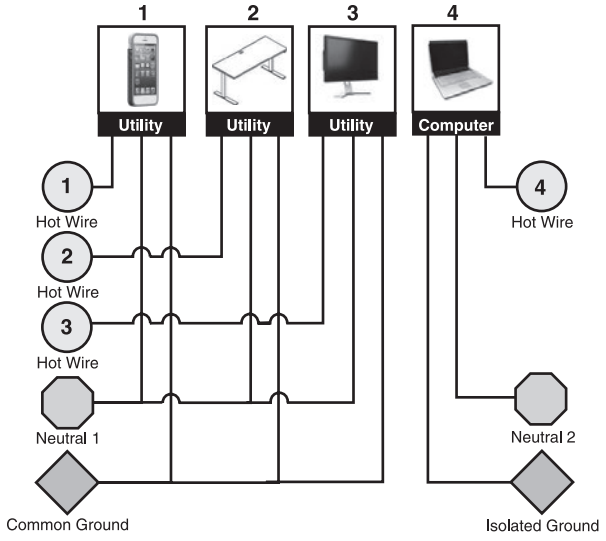

The 3 + 1 option is the electrical standard used on Allsteel systems for many years in most installations. This wiring option provides three utility circuits plus an isolated/dedicated circuit for more sensitive equipment. Circuit 2 (one of the 3 common circuits sharing a neutral wire) cannot be used with single-phase building electrical supply.

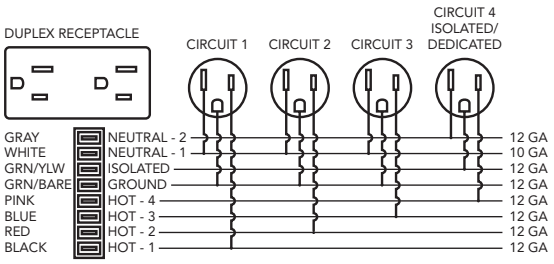

Four-circuit, 2 + 2 Receptacle Option

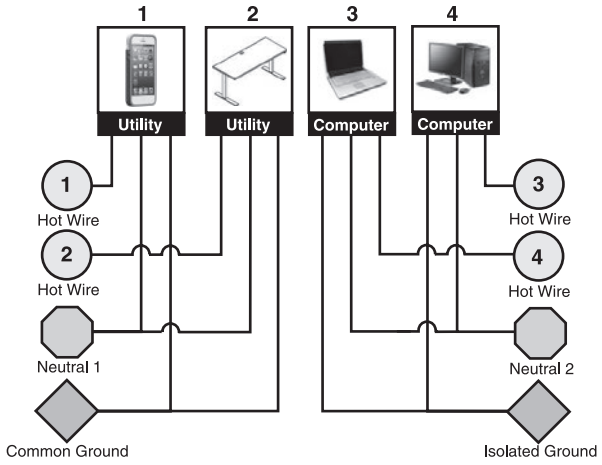

The 2 + 2 option is a wiring option that provides two utility circuits and two isolated circuits for more extensive computer usage applications.

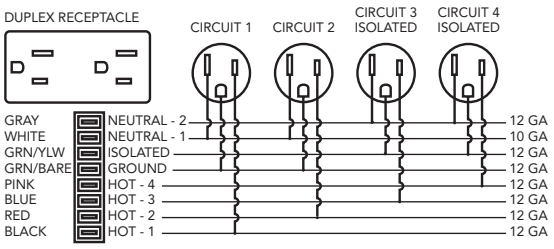

Three-circuit, separate neutrals

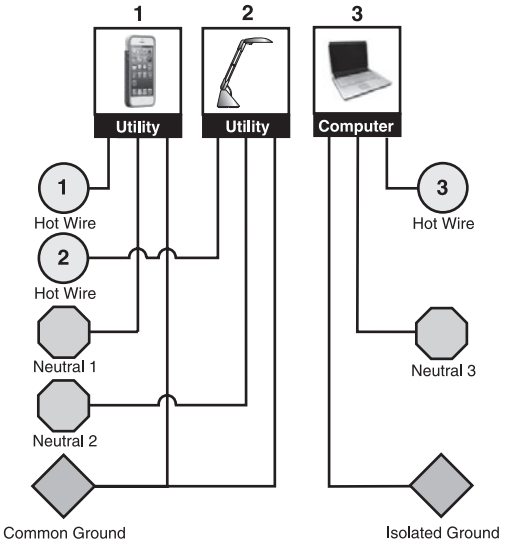

The three-circuit, separate neutrals configuration is a wiring option that provides separate neutrals for each of the three circuits. Two circuits share a common ground, and one circuit is isolated/ dedicated. The three-circuit components have model numbers with an "A" suffix.

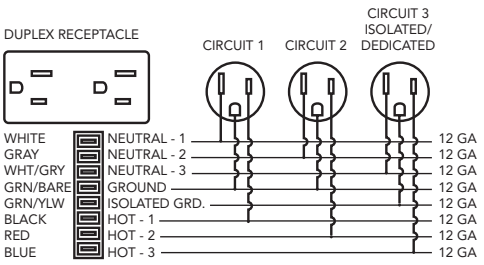

Stride System Receptacle Usage

Two 8-wire, 20 amp (15 amp Canadian) electrical systems are offered

Electrical System	Circuitry	Receptacle Capacity			
Four-circuit 4-Hot/2-Neutral/2-Ground	**3 + 1**	Common Circuit-1 **A877501**	Common Circuit-2 (1) **A877502**	Common Circuit-3 **A877503**	Iso/Dedicated Circuit-4 **A877504**
	2 + 2	Common Circuit-1 **A877501**	Common Circuit-2 **A877502**	Isolated Circuit-3 **A877506**	Isolated Circuit-4 **A877504**
Three-circuit 3-Hot/3-Neutral/2-Ground	**w/separate neutrals**	Common Circuit-1 **A877501A**	Common Circuit-2 **A877502A**	Iso/Dedicated Circuit-3 **A877503A**	N/A

(1) Circuit 2 (one of the 3 common circuits sharing a neutral wire) cannot be used with a single-phase building electrical supply.

Notes:

- Four-circuit components and three-circuit components (with suffix "A") cannot be used together.
- Components of the two systems are keyed differently to prevent components of one system being connected to components of another system.
- Allsteel Model Numbers are printed on the UL labels, and components are color-coded to provide visual identification of the different components.
- Four-circuit components have black plastic parts.
- Three-circuit components have rust-colored terminal ends and receptacle backs are rust colored.

Duplex Receptacle

15 amp Receptacle

Power Harnesses, Pass-Thru Cables, and Jumpers

Electrical power harnesses are used to distribute power in Stride panels. Harnesses can be mounted at the base pathway and at 7½" vertical intervals above the base pathway using mounting brackets or power block beltline mounting brackets. **Power blocks** on electrical power harnesses and pass-thru harnesses accept duplex receptacles.



Electrical Power Harness

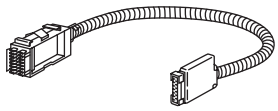

Electrical Pass-Thru Harness

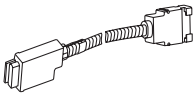

Electrical Pass-Thru Harness without Power Block

Electrical Jumper Cables

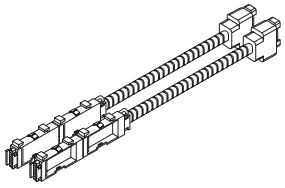

Dual Electrical Eight-circuit Power Harness Kit

All electrical power harnesses and pass-thru harnesses (except 20"W) will stretch 3½", allowing them to span "T", "X", and "A" intersections and "S" extended straight connections.
Note: "T" intersections require a minimum of one power harness and "X" intersections requires a minimum of two power harnesses.

Use of a ceiling infeed or jumper requires one additional harness.



Power Harnesses (page 211)
- Specify harness length to match panel width. 24" power harnesses accept one receptacle on each side of the harness when exposed, all other power harnesses have power blocks to accept four duplex receptacles (two on each side of panel).
- Connectors at both ends of power harnesses allow power distribution in either direction.
- Harness power blocks snap directly onto brackets in base pathway; at beltline or other vertical locations harnesses require optional mounting brackets.

Pass-thru Harnesses (page 211)
- Electrical pass-thru harnesses have capacity to handle one duplex receptacle on each side of panel.
- Electrical pass-thru harnesses distribute power in panels — specify harness length to match panel width.
- Electrical pass-thru cables distribute power through any panel where receptacles are not required.
- 20"W frames use 20"W pass-thru cables since they do not have electrical knockouts or ported tiles. Cable length cannot be stretched.

Jumper Cables (page 211)
- Electrical jumper cables connect power from base pathway or beltline to a harness located on any horizontal member as needed.
- Jumper cable plugs into power block end of electrical power harness or electrical pass-thru harness.
- Model A871366 is 66" and connects beltline power harnesses at 90° juncture to adjacent base line power.
- Model A8713108 is 106" to jumper up to 69" vertically – from base rail up to the highest 7½" opening on an 65"H frame.

Dual Electrical Eight-circuit Power Harness Kits (page 211)
- Kit provides back-to-back four-circuit systems giving double the capacity of harness and pass-thru cables
- Requires two four-circuit infeeds. Uses four-circuit receptacles.
- Models must be positioned "back-to-back" in the panel — single-side use is not permitted
- Components can only be routed in a single run — a single run cannot branch to multiple panel runs at "T" and "X" junctions.
- Four-circuit jumper cables (A8713xx) can only be connected to a power block at one end of a run. Power cannot be routed between a run in the base pathway and a run in the beltline area, except at one end of the run.
- To connect power between the base pathway and the beltline area, four-circuit jumper cables (A8713xx) must be connected to a power block at one end of a run, routed into an adjacent panel that contains no power harness, then routed back into the panel that contains a power harness (or pass-thru cable), and connected to a power harness in the other pathway.
- Standard four-circuit pass-thru cables (A8710xx) can be used in between power harnesses. Two are required in the back-to-back configurations.
- Models can be connected to standard four-circuit power harnesses and pass-thrus, although it is not recommended because of possible circuit number ambiguity
- Two power infeeds are required to connect the back-to-back runs. Power infeed A8719xx must be connector to a power block at the end of a run.
- Data faceplates and terminals cannot be positioned in a panel into which back-to-back power harnesses are installed
- Power infeeds A8719xx must be routed from a panel wherein no power harness is positioned, into an adjacent panel where a power harness is positioned and connected to the end of a power block.

Power Blocks

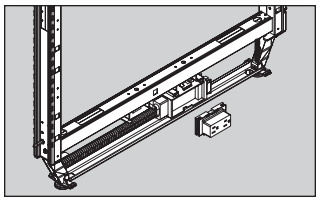

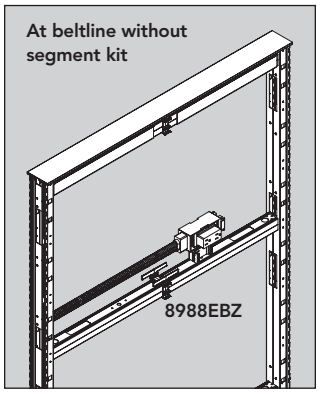

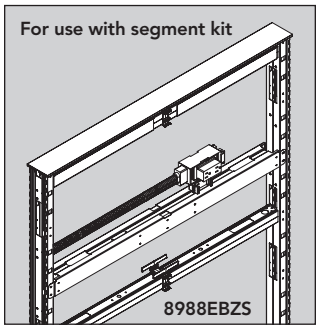

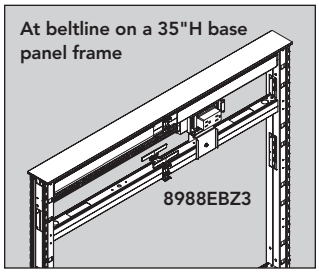

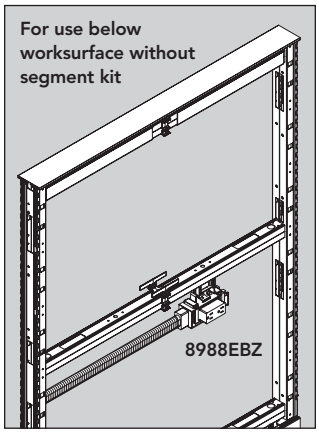

Stride offers multiple options for mounting electrical:

Base Pathway Mounting
- Power blocks snap directly onto brackets in base pathway area and accept receptacles on each side of harness.

Beltline Mounting Brackets (page 212)
- For exposed receptacles at beltline mount power blocks onto electrical mounting bracket (8988EBZ or 8988EBZ3 for 35"H base panel frames — sold separately) which screw into the panel frame or segment kit.
- Port tiles must be used where exposed receptacles will be located.

Segment Kit Mounting Brackets (page 212)
- When using segment kits at other locations mount power blocks onto electrical mounting bracket (8988EBZS — sold separately) which screw into segment kit.
- Port tiles must be used where exposed receptacles will be located.

Below Worksurface Mounting Brackets (page 212)
- When using a 22½" ported tile for power below the worksurface, use beltline electrical mounting bracket (8988EBZ — sold separately) and mount the bracket underneath the standard beltline horizontal.

Receptacles

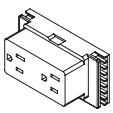

Duplex Receptacles

Receptacle Color Recommended to Coordinate with Paint Color

Paint Color	Receptacle Color
Bungalow P7C	Muslin — EU
Carob — P52	Black — E4
Champagne Metallic — PR5	Muslin — EU
Cinder P7Q	Brownstone — EY
Fossil — P28	Flint — E9
Gunmetal Metallic — PR3	Brownstone — EY
Parchment — P93	Muslin — EU
Pebble P8R	Loft — EV
Pewter P8D	Flint — E9
Platinum Metallic — PR2	Loft — EV
Salt P8C	Silver — ES
Titanium P8T	Silver — ES

Duplex Receptacles (page 212)
- Duplex receptacles snap into power blocks of power harnesses or pass-through harnesses.
- Duplexes are available in multiple colors. See page 136 for finishes.
- Each receptacle is labeled to indicate which circuit it will be connected to: 1, 2, 3, or 4.
- Duplexes are model specific to support either 3+1 and 2+2 electrical infeed; or have an "A" suffix and are design to support a three-circuit separate neutral electrical infeed.

Cable and Wire Management

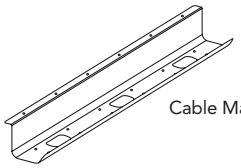

Cable Management Tray

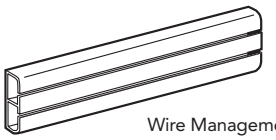

Wire Management Channel

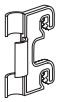

Cord Retainer Clip

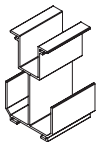

Data Management Organizer

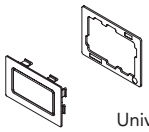

Universal Tile Port Kit

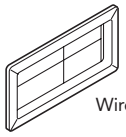

Wireway Grommet

Cable Management Tray (page 212)
- Attaches under the worksurface to contain cables.
- Metal tray shelf is 4" deep. Can hold electrical power strip and/or surge protector.
- 24" and 36" lengths, use multiple units for larger worksurfaces.
- Attachment hardware included, paint option is black only.
- Zip tie attachment points located in base of tray. Zip ties not included.

Wire Management Channel (page 212)
- Self adhesive backing to attach to panels and underside of worksurfaces.
- Flexible strips allow cabling to enter/exit and can be contained inside the 2-cavity profile.
- Each cavity provides space for a maximum of six .22" dia. cables. Total capacity = 1 sq. in.

Cord Retainer Clip (page 212)
- Provides confinement of vertical electrical/data wiring.
- 1½"H cord clips snap into vertical panel slots to contain cords.
- 4 clips are provided standard with each task light cord.

Data Management Organizers (page 212)
- **Cable organizers** are made of rigid polymer, and hang from the horizontal cross members or in the base raceway. Can be stacked infinitely.
- Cables can be placed into the extensions of the organizers to keep cables aligned as they pass through the panel frame.
- Commercially available tie-wraps can also be used to strap cables to the organizer extensions.
- Organizers are ordered separately in packs of 20.

Universal Tile Port Kit (page 212)
- Allows field installation of additional data accessories.
- Grommet opening dimension — 1.375"H x 2.700"W.

Wireway Grommet (page 212)
- Fits into any receptacle opening.
- Used when routing wires through receptacle opening.

Lighting

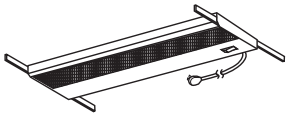

Task Lights

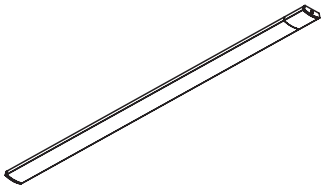

Undercabinet LED Light

Task Lights (page 394)

- Task lights can be recessed under storage cabinets or storage shelves, panel-hung, or freestanding.
- Three styles of recessed task lights in four sizes are available to correspond to cabinet or shelf width.
- All styles have 9' power cords in black, connected in the right rear corner.
- All models feature electronic ballast for longer bulb life and cooler operating temperature.
- Task lights with a fused plug to meet Chicago electrical code are also available.

Recommendation: Provide a separate circuit for task lights for proper long-term operation without RF interference to computers that may be in use.

Undercabinet LED Light (page 394)

- Undercabinet LED light can be mounted beneath overhead cabinets with wood screws or magnets.

Data

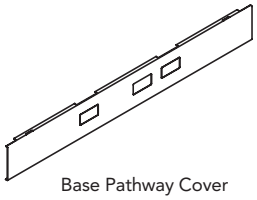

Base Pathway Cover

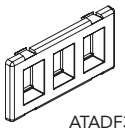

ATADF3

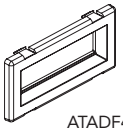

ATADF4

Base Pathway Covers (page 213)

- Features an additional knockout (offset) for improved utilization of power and data. Knockouts are 2.700"W x 1.377"H.
- Due to panel depth, back-to-back data modules should not be used at beltline or in the base on Stride.

Data Faceplates (page 213)

- Fit into receptacle and data port openings in base raceway covers or into data port (UTP).
- Due to panel depth, back-to-back data modules should not be used at beltline or in the base on Stride.

Base Pathway Receptacle Locations

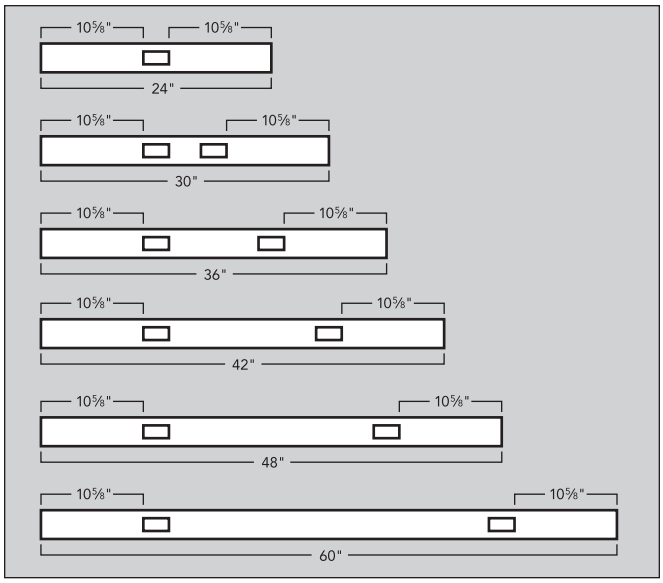

Circuit Usage

Strategy 1
Circuits to Equipment
Assign specific uses for each of the circuits. For example, in a four-circuit system:

- Circuit 1 — calculators, fans, etc.
- Circuit 2 — task lights (could be wired to wall switch)
- Circuit 3 — CRT or flat screen monitors
- Circuit 4 — CPUs

Strategy 2
Circuits to Workstations
Assign specific workstations to each of the three available circuits. Use circuit 4 for power-sensitive electronic equipment.

Placement of pedestals and lateral files may render some duplex locations inaccessible. Pedestal placement may also affect compatibility with pull-up receptacles.

Lay-in Cable Capacity — Stride cable quantities listed at 60% fill ratio

Top Pathway (side view)
Up to 10 voice/data cables (.25" dia).

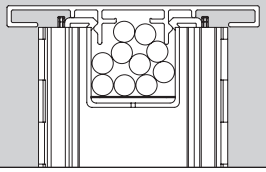

Variable Height Junction (top view)
Up to 8 voice/data cables (.25" dia).

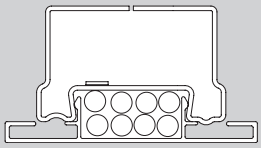

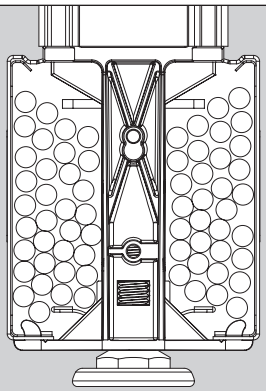

Base Pathway without electrical (side view)
Up to 68 voice/data cables (.25" dia).

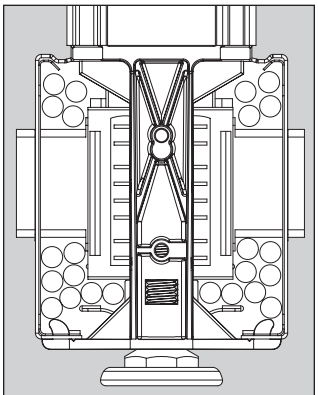

Base Pathway with electrical (side view)
Up to 24 voice/data cables (.25" dia).

Power Pole (top view)

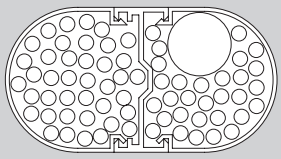

Up to 69 voice/data cables (.25" dia).

The top and base pathway allow continuous voice and data lines to run through and between panels without interruption. Lay-in is provided for environments where systems furniture or cabling are subject to frequent change.

- Stride panels top pathway accepts up to 10 voice/data cables (.25" dia).
- Stride panels variable height junctions accept up to 8 voice/data cables (.25" dia.) with a bend radius of approximately ½" to ¾".
- Stride panels base pathway accepts up to 68 (5.56 sq. in.) voice/data cables (.25" dia.) when electrical system is located in beltline pathway.
- When electrical system shares base pathway, the cable capacity in Stride panels is reduced to 24 (1.95 sq. in.) voice/data cables (.25" dia.) Cable quantities listed are at 60% fill ratio.
- Cable capacity of the Stride power pole, in addition to electrical infeed, is 2.79 sq. in. on one side and 2.91 sq. in. on the other for a total capacity of 69 cables of .25" diameter. Cable quantities listed are at 60% fill ratio.

Horizontal Capacity of Stride Frames

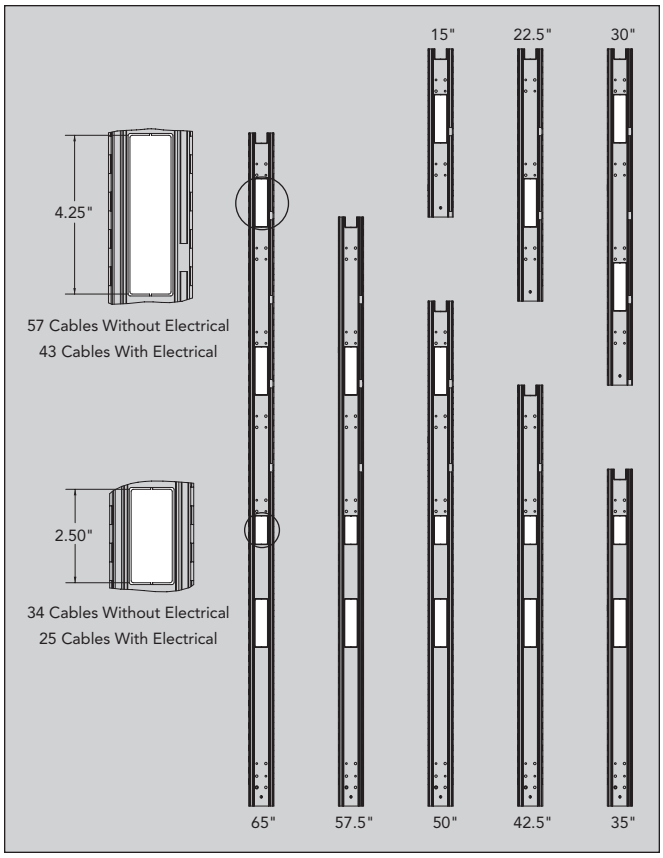

DO NOT run electrical equipment or extension cords through cable openings in frame sides. Use beltline or base-mounted electrical system for all electrical supply.

String-in Capacity

- Openings in frame sides permit data and communication cables to be run between frames at up to five levels in a 65"H Stride frame.
- Using tackable acoustical tiles, each opening accommodates up to 57 cables (.25" dia) and the beltline pathway accommodates 25 cables with electrical components installed.
- Cables can enter/exit panel through underside of base pathway at juncture between frames. Openings are sized as follows::

Stride Connections	Sq. In.
Straight	5.4
"S" Extended Straight	12.9
"L" 90°	13.0
"T"	16.6
"X"	20.4

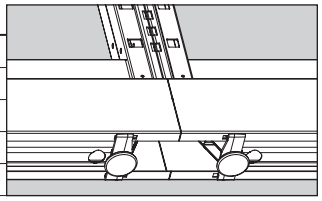

- When leveling glides are fully retracted, panel-to-floor clearance is 7/16". This may affect the volume of cabling that can be fed into the frame from the bottom of the pathway.

Vertical Capacity

Vertical Capacity Through Stride Panel Frames



	Panel Width	Qty of .25" Cables at 40% Fill Ratio	Qty of .25" Cables at 60% Fill Ratio	Total Space (sq. in.)
Stride	24" – 60"W	46	60	4.90

- A 60% fill ratio is achievable; however, when electrical components are installed in the beltline area, cabling capacity through the beltline area will be limited to approximately 45% fill ratio.

Office Equipment Typical Load Values

Item	*Amps
Desktop Computer/2 Monitors	4
Laptop Computer	1
Laptop/2 Monitors/Docking Station	4
Paper Shredder	1.22
Radio	0.05
Scanner	3
Space Heater (1500 watts)	12
Task Light (equiv. 60-watt bulb) Fluorescent LED	 0.12 0.08
USB Charger	0.17
LCD Television (42")	1
LCD Monitor (21")	0.5
Bluetooth Speaker	0.1
Desktop Printer Inkjet Laser	 0.15 4 to 10
Multimedia Projector	1.7
Sit-to-Stand Height-Adjustable Desk	Idle 0.01 / Max 4
Office Kitchen	
Coffee Maker	10
Microwave	10
Toaster	12.5
Compact Refrigerator	1.5

*Chart is recommended for planning purposes. Check device specifications for exact amperage. Consult with your electrician regarding the applicable configurations.

Examples of Component Usage based on the *Office Equipment Typical Load Values* Chart

Power Option 3+1
Dedicated Circuit 4: 4 desktop computers with 2 monitors each; or 10 laptop computers
Utility Circuits 1, 2, 3: Height-adjustable tables and ancillary items

Power Option 2+2
Dedicated Circuit 3: 4 desktop computers with 2 monitors each; or 10 laptop computers
Dedicated Circuit 4: 4 desktop computers with 2 monitors each; or 10 laptop computers
Utility Circuits 1, 2: Height-adjustable tables and ancillary items

Power Option 3 (Circuit-separate neutrals)
Dedicated Circuit 3: 4 desktop computers with 2 monitors each; or 10 laptop computers
Utility Circuits 1, 2: Height-adjustable tables and ancillary items

Electrical & Data

Stride® — 8-Wire Electrical Components and Power Poles

For specification information see pages 199-209.

GSA SIN 33721

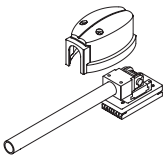

Description	Four-circuit 3 + 1 2 + 2	Three-circuit Separate Neutrals	List Price
Electrical Infeed Cables			
6' Sealtight cable	**A877072**	**A877072A** S	$ 443
6' Flex Cable	**A871972**	**A871972A** S	$ 321

Ceiling Electrical Infeed Cables			
12' Flex Cable	**A871912**	**A871912A** S	$ 435
18' Flex Cable	**A871918**	**A871918A** S	$ 548

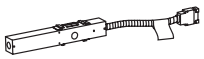

Hardwire Power Infeed (New York Code)			
30-60"W Panels	**A871400**	**A871400A** S	$ 418

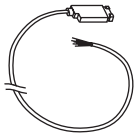

Electrical Base Infeed Cable			
12' Sealtight Cable Power Infeed	**A877012**	**N/A** S	$ 531

Description	Model	P1 Paint List Price	P2 Paint List Price
Integrated Power Pole			
42½" to 57½"H Panels	**Z235PP** S	$ 686	$ 713
65"H or higher Panels	**Z265PP** S	$ 451	$ 478

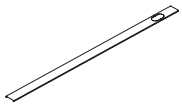

Description	Painted Model	Veneer Model	P1 Paint List Price	P2 Paint List Price	Veneer V1 List Price
Power Pole Trim Kit					
24"W	**Z324PP** S	**Z324PPV** S	$ 241	$ 269	$ 1415
30"W	**Z330PP** S	**Z330PPV** S	$ 248	$ 276	$ 1468
36"W	**Z336PP** S	**Z336PPV** S	$ 259	$ 287	$ 1530
42"W	**Z342PP** S	**Z342PPV** S	$ 270	$ 298	$ 1583
48"W	**Z348PP** S	**Z348PPV** S	$ 275	$ 303	$ 1633
54"W	**Z354PP** S	**Z354PPV** S	$ 284	$ 312	$ 1684
60"W	**Z360PP** S	**Z360PPV** S	$ 295	$ 323	$ 1736
68"W	**Z368PP**	**Z368PPV**	$ 307	$ 335	$ 1798
72"W	**Z372PP**	**Z372PPV**	$ 311	$ 339	$ 1853
78"W	**Z378PP**	**Z378PPV**	$ 321	$ 349	$ 1904
84"W	**Z384PP**	**Z384PPV**	$ 331	$ 359	$ 1954
90"W	**Z390PP**	**Z390PPV**	$ 338	$ 366	$ 2006
96"W	**Z396PP**	**Z396PPV**	$ 345	$ 373	$ 2054

How to specify —	*1st Option:*	*1st Option:*	*1st Option:*
Select the Model Number from above.	**Color** *(if applicable)*: **P** Black only	**Paint** *(if applicable)*: See page 136 for finishes.	**Veneer Type and Finish** *(if applicable)*: See page 136 for finishes.
_____ . **P**	**P** _____	_____

Examples: **A871912.P** **Z235PP.P7D** **Z324PPV.SC777**

S *Shippable by small-package carrier.*

Electrical & Data

Stride® — 8-Wire Electrical Components

For specification information see pages 199-209.

GSA SIN 33721

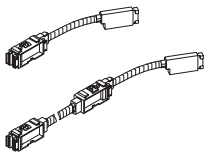

Description	Four-circuit 3 + 1 2 + 2	Three-circuit Separate Neutrals	List Price
Electrical Power Harnesses			
For 24"W Frames	**A871224**	**A871224A** S	$ 379
For 30"W Frames	**A871230**	**A871230A** S	$ 379
For 36"W Frames	**A871236***	**A871236A** S	$ 379
For 42"W Frames	**A871242***	**A871242A** S	$ 403
For 48"W Frames	**A871248***	**A871248A** S	$ 403
For 60"W Frames	**A871260***	**A871260A** S	$ 403

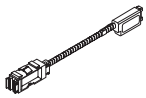

Electrical Pass-Thru Harnesses with Power Block			
For 24"W Frames	**A871124**	**A871124A** S	$ 232
For 30"W Frames	**A871130**	**A871130A** S	$ 232
For 36"W Frames	**A871136***	**A871136A** S	$ 232
For 42"W Frames	**A871142***	**A871142A** S	$ 247
For 48"W Frames	**A871148***	**A871148A** S	$ 247
For 60"W Frames	**A871160***	**A871160A** S	$ 247
For 72"W Frame Runs	**A871172**	**A871172A** S	$ 331

*Electrical harnesses are intended for use with Allsteel systems furniture and are approved under GSA SIN 33721. When purchased separately and used without Allsteel systems furniture, those electrical harnesses marked by (*) are considered Open Market.

Electrical Jumper Cables – Harness to Harness			
Up to 30" vertical jump (66")	**A871366**	**A871366A** S	$ 262
Up to 69" vertical jump (108")	**A8713108**	**A8713108A** S	$ 490

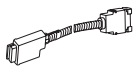

Electrical Pass-Thru Cable without Power Block			
For 24"W Frames	**A871024**	**A871024A** S	$ 212
For 30"W Frames	**A871030**	**A871030A** S	$ 212
For 36"W Frames	**A871036**	**A871036A** S	$ 212
For 42"W Frames	**A871042**	**A871042A** S	$ 222
For 48"W Frames	**A871048**	**A871048A** S	$ 222
For 60"W Frames	**A871060**	**A871060A** S	$ 222

NOTE: Four-circuit components and Three-circuit components (with an "A" suffix) cannot be connected together.

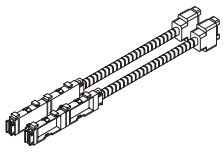

Description	Max. Recept. Cap. per Panel Side	Eight-circuit 3 + 1 (each side) 2 + 2 (each side)	List Price
Dual Electrical Eight-circuit Power Harness Kit			
For 24"W Panels	1	**A2-8CIR24** S	$ 911
For 30"W Panels	2	**A2-8CIR30** S	$ 911
For 36"W Panels	2	**A2-8CIR36** S	$ 1318
For 42"W Panels	2	**A2-8CIR42** S	$ 1318
For 48"W Panels	2	**A2-8CIR48** S	$ 1318
For 60"W Panels	2	**A2-8CIR60** S	$ 1329

NOTE: Kit consists of two four-circuit harnesses placed "back-to-back" to provide 8 circuits.

How to specify —	*1st Option:*
Select the Model Number from above.	**Color** *(if applicable)*: **P** Black only
	P

Examples: **A871224.P** **A871224A.P**

S *Shippable by small-package carrier.*

STRIDE

Electrical & Data

Stride® — 8-Wire Electrical Components

For specification information see pages 199-209.

GSA SIN 33721

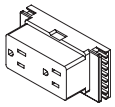

Description	Four-circuit 3 + 1 2 + 2	Three-circuit Separate Neutrals		List Price
Duplex Receptacles — (specify color)				
Circuit 1	**A877501**	**A877501A**	S	$ 69
Circuit 2	**A877502**	**A877502A**	S	$ 69
Circuit 3 (3+1)	**A877503**	**A877503A**	S	$ 69
Circuit 3 (2+2)	**A877506**	**N/A**	S	$ 69
Circuit 4 — iso/dedicated	**A877504**	**N/A**	S	$ 69

Description	Model		List Price
Electrical Mounting Brackets (Black only)			
Pack of 12 (for use with Segment Kit)	**8988EBZS**	S	$ 104
Pack of 12 (for use at Beltline without Segment Kit)	**8988EBZ**	S	$ 104
Pack of 12 (for use at Beltline on a 35"H Base Panel Frame)	**8988EBZ3**	S	$ 104

Hardwire (Chicago Code) (Black only)			
Stride Base Pathway Junction Box (Pack of 6)	**877600**	S	$ 1111
Beltline Junction Box (Pack of 6)	**877550**	S	$ 1046

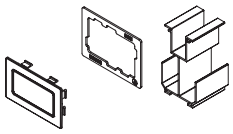

Data/Electrical Port Kit (specify color)			
Universal Tile Port Kit	**UTP**	S	$ 40
Data Management Organizer (Pack of 20)	**A877010**	S	$ 145

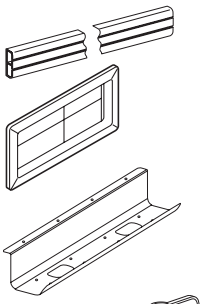

Wire Management Channel (Black only)			
92" Long	**AEV920**	S	$ 227
Wireway Grommet (Black only)			
Pack of 6	**TAWG**	S	$ 181
Cable Management Tray			
24" Tray	**AJTRGH24**	S	$ 123
36" Tray	**AJTRGH36**	S	$ 147

Note: Black only.

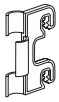

Cord Retainer Clip (Black only)			
Package of 50	**AAPACM2**	S	$ 54

How to specify — **Select the Model Number from above.**	*1st Option:* **Electrical Receptacle Color** *(if applicable)*: See page 136 for finishes.	*1st Option:* **Data Port Grommet Color** *(if applicable)*: See page 136 for finishes.	*1st Option:* **Color** *(if applicable)*: **P** Black only	*1st Option:* **Wireway Grommet Color** *(if applicable)*: Black only.	*1st Option:* **Paint** *(if applicable)*:
_ _ _ _ _ _ _ _ .	E	E	P	E 4	P

Examples: **A877501.E4** **8988EBZS.P** **A877010.P** **877550.P** **8988EBZ.P** **UTP.E4** **AEV920.P** **AJTRGH24.P27** **TAWG.E4**

S *Shippable by small-package carrier.*

For specification information see pages 199-209.

GSA SIN 33721

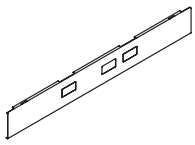

Description	Model	P1 Paint List Price	P2 Paint List Price	P3 Paint List Price
Base Raceway Covers — Knockouts (Stride)				
36"W	**TBPLATE3-36** S	$ 98	$ 115	$ 128
42"W	**TBPLATE3-42** S	$ 100	$ 117	$ 130
48"W	**TBPLATE3-48** S	$ 106	$ 123	$ 136
60"W	**TBPLATE3-60** S	$ 123	$ 140	$ 153

ATADF3

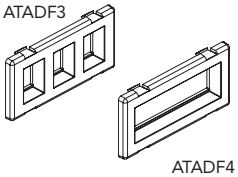

ATADF4

Data Faceplates				
Three-Port Flex-Mode Faceplate, Black (E4)	**ATADF3** S	$ 40	N/A	N/A
Four-Port Flex-Mode Faceplate, Black (E4)	**ATADF4** S	$ 40	N/A	N/A

Note: ATADF3 can install up to 3 jacks (CAT 3, 5E, or 6).
ATADF4 can install 4 jacks (CAT 3, 5E, or 6).
Allsteel's data faceplates are designed for use with the jacks listed below. We do not guarantee compatibility with other manufacturers' product.

Note: ATADF models are compatible with ports in Stride Tiles.

ATADJ5

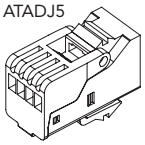

Jacks				
RJ45 CAT 5E Jack — Black only Toolless	**ATADJ5** S	$ 71	N/A	N/A
RJ45 CAT 6 Jack — Black only Requires Tool	**ATADJ6** S	$ 95	N/A	N/A

How to specify —	*1st Option:*	*1st Option:*
Select the Model Number from above.	**Paint (Base Pathway Cover only):** P1 P2 P3 See page 136 for finishes.	**Data Faceplate Color:** **E4** Black
_____ . P___		E___

Examples: **TBPLATE3-36.P27** **ATADF4.E4**

S *Shippable by small-package carrier.*

Laminate with Flat Edge or Veneer with Square Edge Worksurfaces

Flat Edge Detail

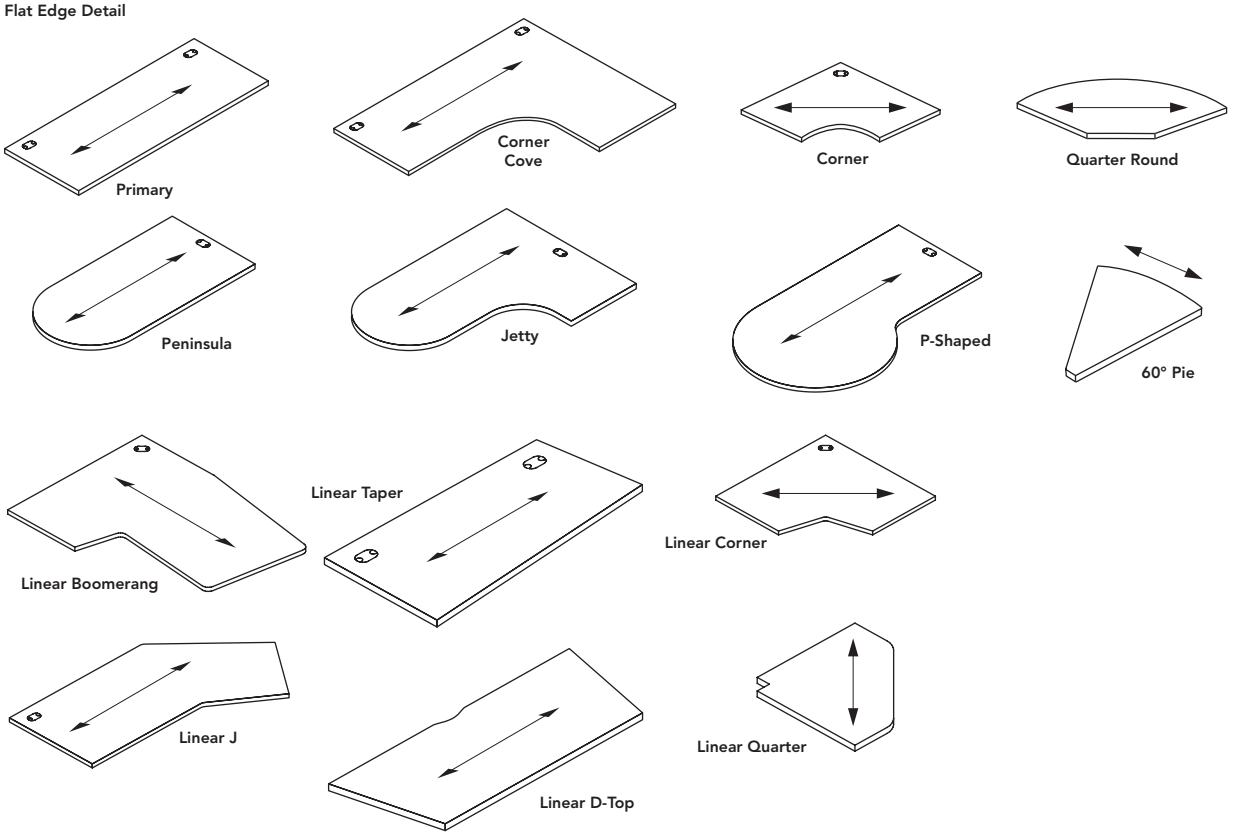

Note: Add suffix "N" to model number for no grommets, no upcharge.

Arrows indicate grain direction for woodgrain laminates.
Grain direction on symmetrical corner worksurfaces runs at a diagonal.

Worksurfaces

Stride® — Working with Worksurfaces and Supports

GSA Reference Page

Laminate worksurfaces are 1⅛" thick with particleboard core and with top surfaces finished in laminate. Bottom surfaces are covered with a backer sheet. Wall track allows for mounting of systems panel components on permanent wall structures.

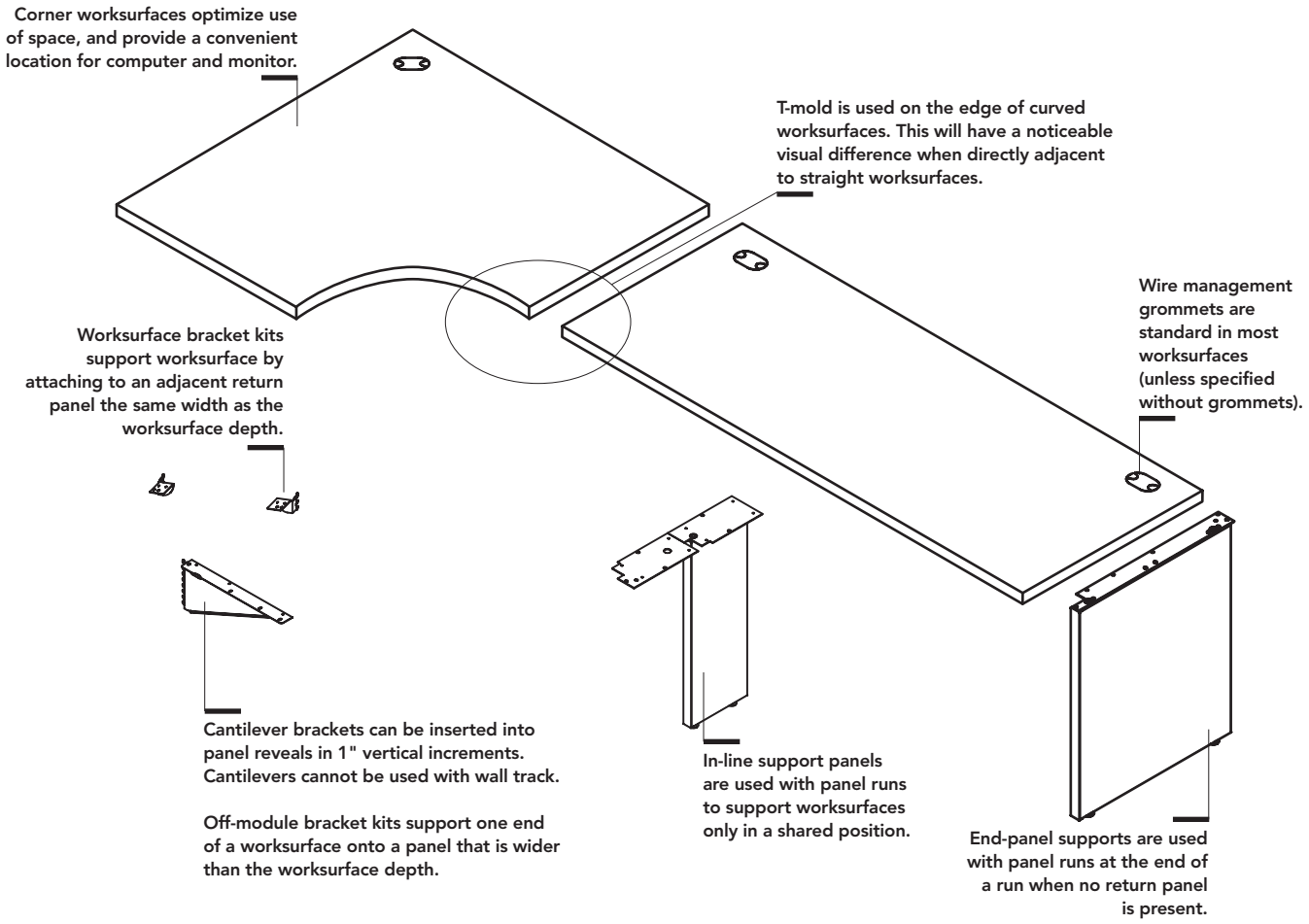

Worksurfaces can be configured at 29½"H or 26½"H with end-panel supports and in-line support panels, or at various heights on 1" increments using specific product configurations.

Worksurface support options include:

- Support column*
- Off-module bracket kit
- Flat brackets
- External support channel
- Worksurface bracket kit
- Height adjustable mechanism
- Cantilever bracket
- In-line support panels*
- End support panel*
- Support storage units*
- Storage unit with stanchion*
- C-Legs*
- Post Legs*

*Units provide floor support.

Support Guidelines — See Drawings on page 216

- Panel mounted worksurface runs 96" and greater need floor support for improved stability when overheads are not used.
- When using overheads in panel mounted worksurface run applications 72" and greater, floor support* is required. (See list at left.)
- When using overheads at the end of a panel run, floor supports* are required.
- Worksurface bracket kit should be used to tie panels to worksurface for added stability.
- A return panel at the end of a panel run can be substituted with one of these floor supports: storage, open or closed end support panel, O-leg.
- Cantilever brackets cannot be used at the end of a worksurface panel run in place of a return panel or floor support.
- Unsupported worksurfaces 60"W or greater require an external worksurface support channel. When a center support cantilever cannot be used, an external worksurface support channel is recommended for spans greater than 48"W.
- Support channel may interfere with mounting of some CPU holders and keyboard supports.
- Cantilevers are recommended in place of an external worksurface support channel where feasible.

Worksurfaces

Stride® — Working with Worksurfaces and Supports

GSA Reference Page

Panel mounted worksurface runs 96" and greater need floor support for improved stability when overheads are not used.

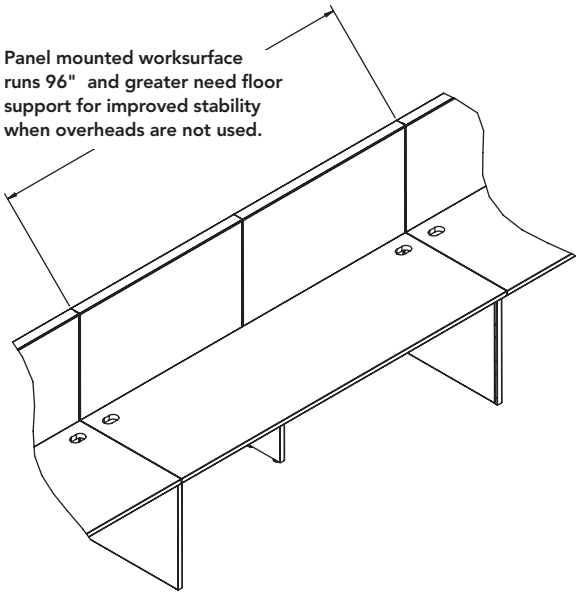

When using overheads in panel mounted worksurface run applications 72" and greater, floor support is required.

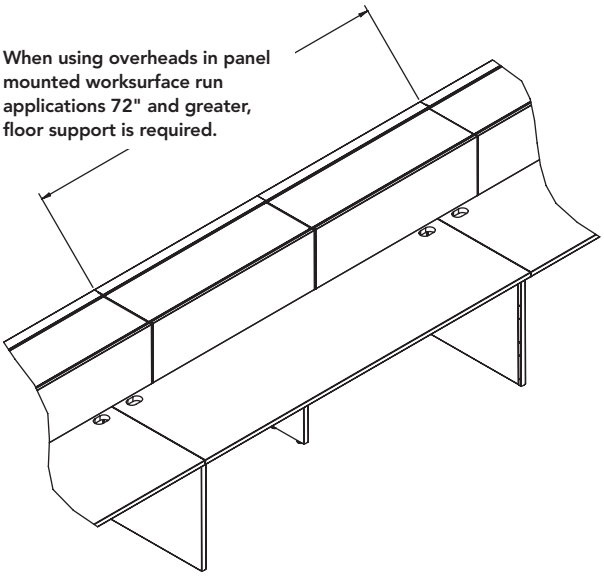

Worksurface bracket kit should be used to tie panels to worksurface for added stability

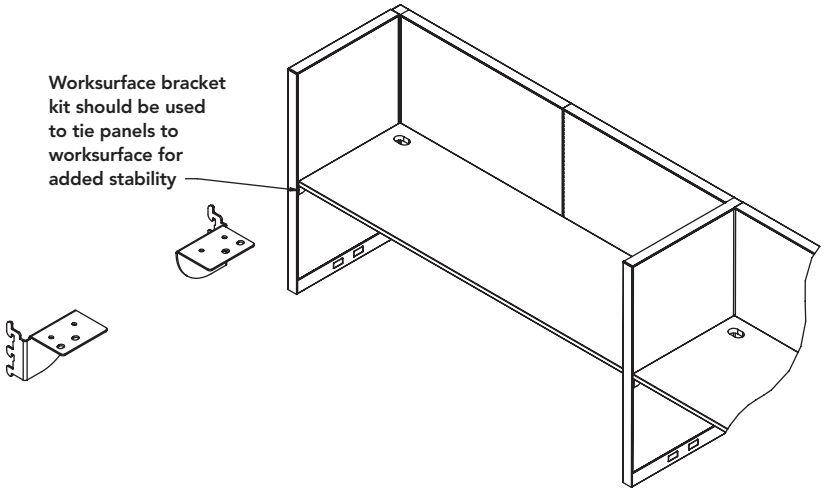

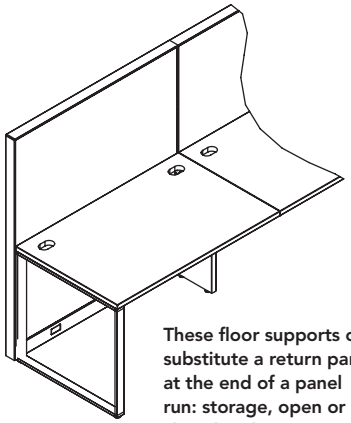

These floor supports can substitute a return panel at the end of a panel run: storage, open or closed end support panel, O-legs (shown, additional drawing on page 217)

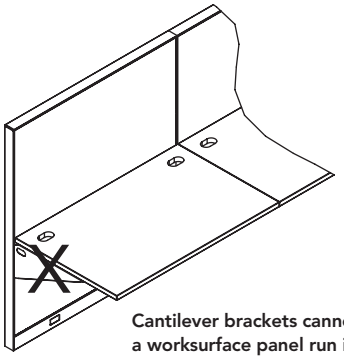

Cantilever brackets cannot be used at the end of a worksurface panel run in place of a return or floor support.

Cantilevers are recommended in place of an external worksurface support channel where feasible.

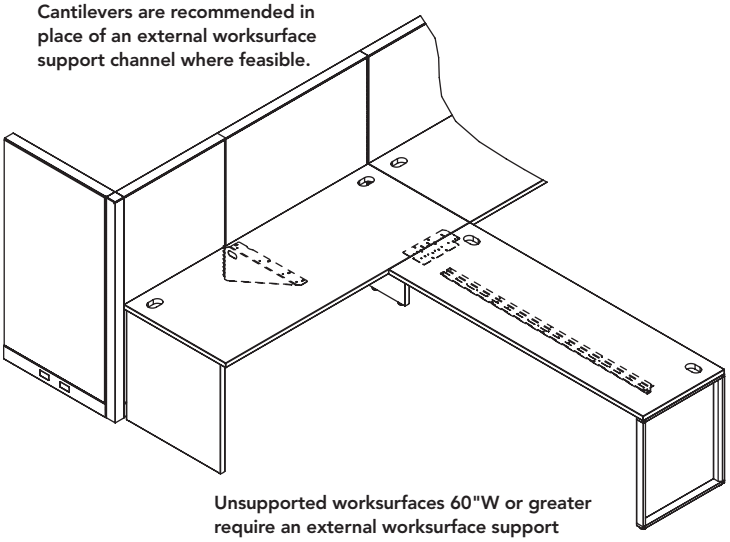

Unsupported worksurfaces 60"W or greater require an external worksurface support channel. When a center support cantilever cannot be used, an external worksurface support channel is recommended for spans greater than 48"W.

Worksurfaces

Stride® — Working with Worksurfaces and Supports

GSA Reference Page

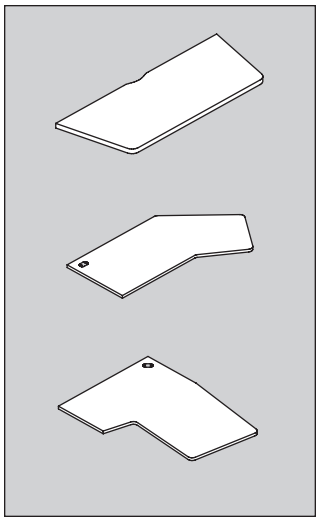

Linear D-shape, linear J, Linear boomerang, D-shaped, P-shaped, peninsula, jetty, boomerang, and reef worksurfaces require support columns (ordered separately).

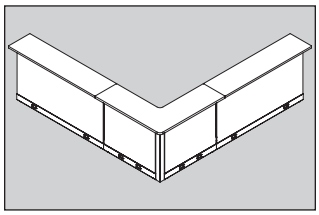

Stride countertops are flush with the top cap and are available in straight, corner, and **120°** configurations. Mounting hardware is included with Stride countertops. Panel top caps need to be ordered separately.

Worksurface Application Versatility

When only one end of a "J" worksurface is panel or rail supported, three legs are required.

Credenza tops are specified separately to allow spanning of multiple credenzas. Corner credenza makes use of under-desk space.

Select from a range of worksurface shapes.

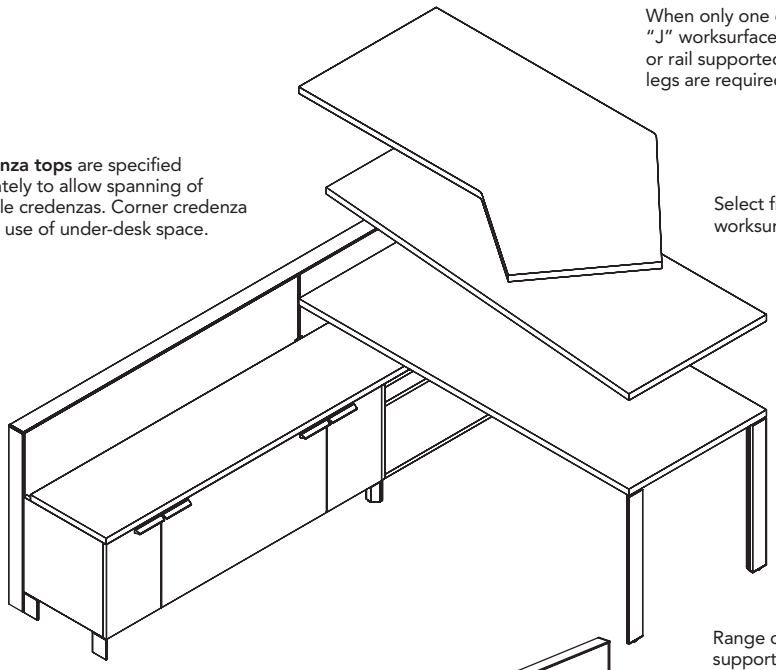

Range of light-scale support options with height adjustability.

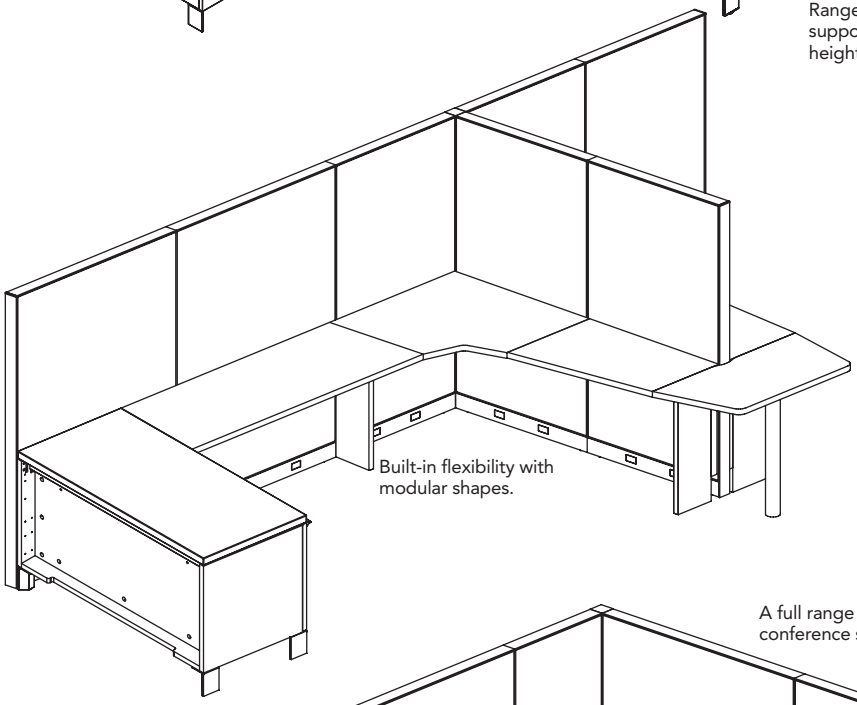

Built-in flexibility with modular shapes.

A full range of worksurface conference shapes are available.

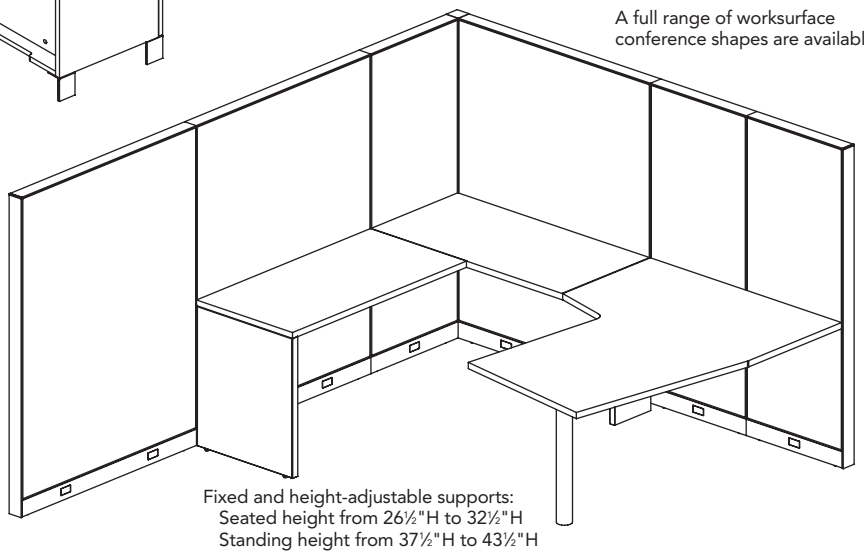

Fixed and height-adjustable supports:
Seated height from 26½"H to 32½"H
Standing height from 37½"H to 43½"H

Worksurfaces

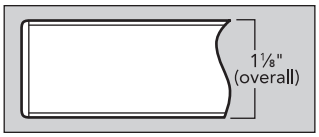

Flat Edge Trim

Worksurfaces

- Laminate (L) worksurfaces are 1⅛" thick with particleboard core and with top surfaces finished in laminate. Bottom surfaces are covered with a backer sheet.
- Flat edge trim is available on laminate tops in standard colors (customer specified) to match solid laminates and to complement patterned or woodgrain laminates.
- Veneer (V) worksurfaces have square veneer edge.

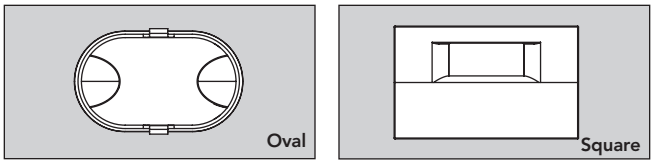

Wire Management Grommets

Wire management grommets are standard in most worksurfaces and are specified in plastic or metal.

- Metal grommets are available in oval or square (shown at left).
- Grommets on standard systems worksurfaces are located 6$\frac{5}{16}$" from side edges and 3$\frac{5}{16}$" from back edge.
- Add Suffix "N" to a model number for no grommets, no upcharge.

Primary Worksurfaces (L pages 226-227)

- Primary worksurfaces are available in 20", 24", 30", and 36" depths.
- One grommet for widths up to 42", two on widths 48"W and greater.
- Worksurfaces greater than 60"W require a cantilever bracket for center support in panel mounted applications. Specify 12" cantilever on 12"D, 18" cantilever on 20"D, and 24" cantilever on 24"D and 30"D worksurfaces.
- Optional width worksurfaces, 3⅛" wider than standard panel widths, are available for use with Stride panel runs having a "T" or "S" connection.
- Bracketry on post legs will interfere with grommets on systems (non-desking) worksurfaces.
- Nominal worksurface width is equal to nominal panel width.
- Does NOT include rear support bracket. Support hardware is ordered separately.
- Desking worksurfaces should be specified whenever worksurfaces 48"W and wider are not attached to a panel.

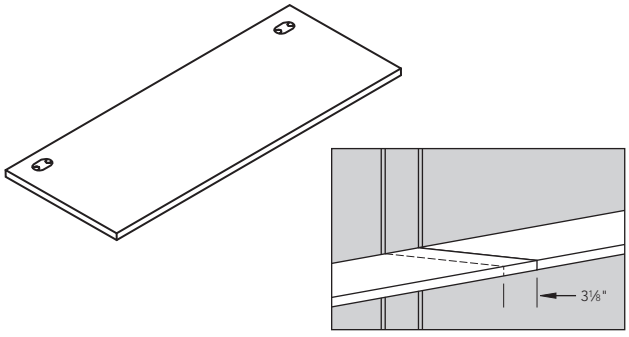

Optional width worksurfaces to span "T" or "S" panel connection.

Non-Standard Worksurface Sizes (L and V on pages 233 and 234)

- The 9120 Program can be used to order laminate and veneer rectangular worksurfaces in any non-standard width and depth in ⅛" increments up to a maximum of 120"W x 36"D.
- Other modification requests should be made through Allsteel Tailored Products Group.

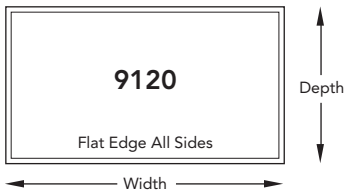

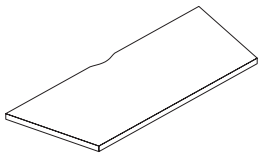

Linear D-Shaped Worksurfaces (L page 228)

- Order support column and two 10"D in-line support panels.
- Worksurface includes attachment bracket.
- Not recommended for use with T6CB24L or T6CB24R for shared applications.

Worksurfaces

Stride® — Working with Worksurfaces and Supports

GSA Reference Page

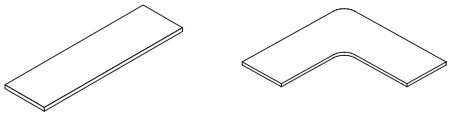

Countertops (L page 229)
- Available in Straight and Corner.
- Mounting bracket and attachment hardware included. When used with in-line high-low "H" trim kit add "V" suffix for straight countertop and "RV" for right or "LV" for left on corner countertops. Not available with fluid form models.
- Countertops are flush with panel top cap. Stride top caps need to be ordered separately.
- T-mold is used on the edge of curved worksurfaces. This will have a noticeable visual difference when directly adjacent to straight worksurfaces.

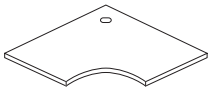

Corner Worksurfaces (L page 230)
- Does NOT include rear support bracket. If rear support bracket is needed, order T6BK. All other support hardware is ordered separately.
- Worksurface bracket kit (order separately) required at junction where a panel is wall-mounted to a permanent wall and wall track stanchion is not positioned in the right-hand corner.
- Corner worksurfaces with woodgrain laminate and veneer have grain direction diagonal to adjacent worksurfaces.
- T-mold is used on the edge of curved worksurfaces. This will have a noticeable visual difference when directly adjacent to straight worksurfaces.

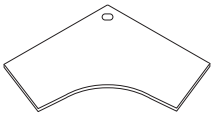

120° Corner Worksurfaces (L page 230)
- Standard with one wire management grommet in corner location.
- Does NOT include rear support bracket. If rear support bracket is needed, order T6BK.
- Worksurface bracket kit (order separately) required at junction where a panel is wall-mounted to a permanent wall and Wall Track stanchion is not positioned in the right-hand corner.
- T-mold is used on the edge of curved worksurfaces. This will have a noticeable visual difference when directly adjacent to straight worksurfaces.

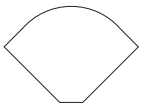

Quarter-Round Worksurface (V page 235)
- Connect to 90° panel-attached worksurfaces.
- Order support column and shared cantilevers or in-line support legs separately.

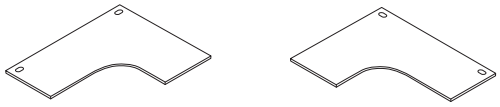

Corner Cove Worksurfaces (L page 231)
- Worksurfaces 66" and over require a cantilever bracket for center support in panel mounted applications. Specify 24" cantilever on 24"D and 30"D worksurfaces.
- Does NOT include rear support bracket. If rear support bracket is needed, order T6BK.
- Worksurface bracket kit (order separately) required at junction where a panel is wall-mounted to a permanent wall and wall track stanchion is not positioned in the right-hand corner.
- T-mold is used on the edge of curved worksurfaces. This will have a noticeable visual difference when directly adjacent to straight worksurfaces.

Support columns shown below ordered separately.

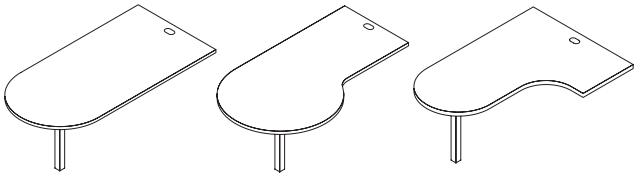

Peninsula, P-Shaped and Jetty Worksurfaces
(L page 232)
- Support column ordered separately, column includes panel support brackets T6BK.

End Panels and Panel Brackets

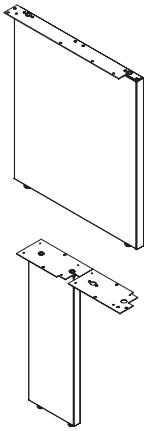

Panel Mount Bracket

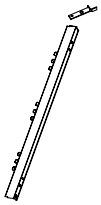

Ped-to-Panel

Worksurfaces can be configured at 29½"H with end-panel supports and in-line support panels, or at various heights on 1" increments using specific product configurations.

End Support Panel — Metal (page 236)
- Includes end-panel (non-handed), attaching hardware, and adjustable glides. (Panel mount version includes panel mount bracket.)
- End support panels are used in place of return panels at the end of worksurface runs.
- Leveling glides provide 3" of adjustment.
- Cannot be used with rabbet edge worksurfaces.

In-Line Support Panel — Metal (page 236)
- Includes support panel (non-handed), attaching hardware, adjustable glides, and wire management grommet. (Panel-mount version includes panel mount brackets.)
- Cannot be used with rabbet edge worksurfaces.

Panel Mount Bracket — Non-Handed (page 236)
- Includes hardware to convert freestanding end-panel or support leg to panel mount.

Pedestal-to-Panel Attachment Bracket (page 236)
- Can be used with Align™ pedestal in place of full end-panel or return panel. Provides structural support to panel run by securing panel directly to pedestal.
- Freestanding pedestals can also be used to support one end of a panel-attached worksurface in conjunction with ped-to-panel attachment kit.

Legs

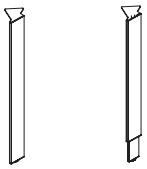

Post Legs (page 237)
- Used to support one corner of a panel attached worksurface. Cannot be used in freestanding applications, use table post legs.
- Fixed height is for support at 29½"H and 40½"H.
- 26½"H to 32½"H height adjustable legs provide a 6" range of adjustment in ½" increments.
- 37½"H to 43½"H height adjustable legs provide a 6" range of adjustment in ½" increments.
- Telescoping legs require common tools to adjust height.
- Leveling glides provide 1" of additional adjustment.
- Attachment hardware included.
- Post leg will interfere with the grommet location on systems (non-desking) worksurfaces.

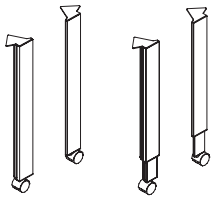

Freestanding Post Legs (page 237)
- Reinforced post leg with an integrated gusset is used to build a freestanding table.
- For use with Stride desking worksurfaces.
- Fixed height is for support at 29½"H.
- 26½"H to 32½"H height adjustable legs provide a 6" range of adjustment in ½" increments.
- Telescoping legs require common tools to adjust height.
- Leveling glides provide 1" of additional adjustment. Caster version aligns with glide version when glide is fully retracted.
- Attachment hardware included.

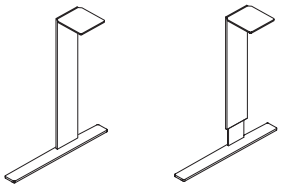

C-Legs (page 238)
- Used to support one end of a worksurface or table. Cannot be shared between surfaces.
- C-Legs cannot be used at both ends of a surface to create a freestanding desk.
- Fixed Height is for support at 29½"H.
- 26½"H to 32½"H height adjustable legs provide a 6" range of adjustment in ½" increments.
- Height adjustable C-legs are for use on worksurface spans up to 72"W. Fixed height C-legs must be used if the span is greater than 72"W.
- Telescoping legs require common tools to adjust height.
- Leveling glides provide ½" of additional adjustment.
- Attachment hardware included.

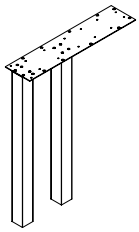

Post In-line Support Leg (page 238)
- Includes legs (non-handed, mounted to bracket) and attaching hardware.

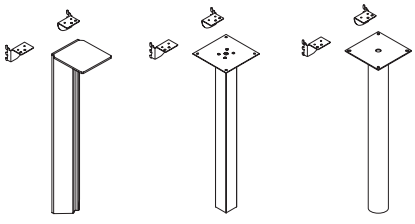

Support Columns (page 238)
- Includes column, worksurface bracket kit T6BK, attaching hardware, and adjustable glides.
- Fixed height column is for support at 29½"H.
- Height adjustable column provides a 6" range of adjustment in ½" increments from 26½"H to 30½"H.

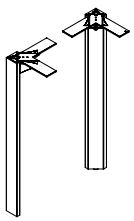

Light-scale Wire Management Table Post Legs (page 238)
- Includes pair of legs (non-handed, mounted to bracket) and attaching hardware. Available for modesty panel or not for modesty.
- Available painted or anodized.

Worksurface Support Brackets

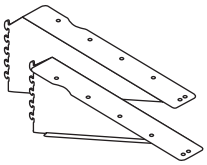

Cantilever Brackets — Handed

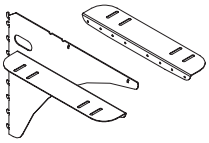

Cantilever Brackets — Non-Handed

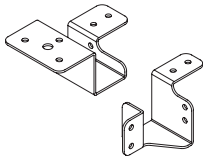

Non Rail-Based End Panel Kit Z6EPK

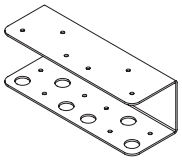

Layered Worksurface Bracket Z6C3BK

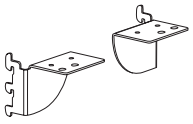

Worksurface Bracket Kit T6BK

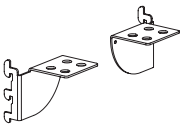

Worksurface Bracket Kit T6SB

Cantilever Brackets

- Use with runs less than 96". Floor support is required for runs 96" and longer.
- Where applicable, cantilevers are recommended over an external worksurface support channel. Unsupported worksurface runs 60"W or greater require an external worksurface support channel when a cantilever cannot be used.
- Do not use at the end of a worksurface where no 90° return panel is positioned.
- Includes tie bracket and attachment hardware.
- Avoid installation on only one side of a straight connection except to support corner worksurfaces.
- DO NOT use to support worksurfaces from which a hanging pedestal is suspended, or to which a peninsula worksurface is attached.
- DO NOT use cantilever brackets to support worksurfaces supported with permanent-wall hanger kit.
- Do not use with wall track or to support a worksurface to which a return worksurface is attached.

Cantilever Bracket — Handed (page 239)

- Cantilever brackets are handed (left or right) and can be inserted into panel reveals in 1" vertical increments. No assembly required.
- Left- and right-hand brackets required in shared applications.
- 24"D cantilevers are required to be used for both 24"D or 30"D worksurfaces.
- 18"D cantilevers are required to be used for 20"D worksurfaces or center support for 24"D.
- 12"D cantilevers are required to be used for 12"D worksurfaces.

Cantilever Bracket — Non-Handed (page 239)

- Cantilever brackets are non-handed and can be inserted into panel reveals in 1" vertical increments. Assembly required.
- One bracket in shared applications — includes two angled brackets.
- Bracket accommodates 24"D or 30"D worksurfaces.

Non Rail-based End Panel Kit (page 239)

- Non rail-based end panel kit Z6EPK is used to attach an end panel off-module to a segmented panel.

Layered Worksurface Bracket (page 239)

- Layered worksurface bracket model Z6C3BK, used for mounting off-modular worksurfaces 3" higher or lower than the installed worksurface.

Worksurface Bracket Kits (Pair)— T6BK (page 239)

- Worksurface bracket kit allows one end of a worksurface to be supported by a return panel. Attachment hardware included.
- Return panel width must be the same as the depth of the worksurface.

Worksurface Bracket — T6SB (page 239)

- Worksurface storage bracket kit (T6SB) is used for aesthetics where under-desk storage is immediately adjacent to the return panel. In all other applications use worksurface bracket kit (T6BK) to utilize worksurface threaded metal inserts.
- Brackets — one pair. Black only.
- Attachment hardware included.
- Brackets do not align with worksurface threaded metal inserts, and therefore require wood screws (included).

Worksurfaces

Stride® — Working with Worksurfaces and Supports

GSA Reference Page

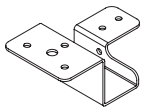

Off-Module Worksurface Bracket Z6MK

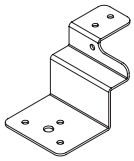

Off-Module Worksurface Bracket Z6Z3MK

Off-Modular Worksurface Brackets (page 239)
- Allows in-line support legs and end-panels to be attached off-module.
- Cannot be used closer than 12" from end of panel.
- Non-rail based 3" layered worksurface bracket used to mount off-modular worksurface at 26½".
- Off-module worksurface bracket model Z6MK can only be used for attachment of a worksurface end to a segmented panel at 29½"H.
- Off-module worksurface bracket model Z6Z3MK is used for mounting non-rail based off-modular worksurfaces to a segmented panel at 26½"H.

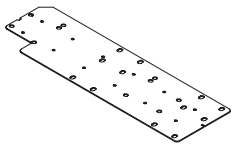

Flat Bracket

Flat Brackets (page 239)
- Flat brackets can be used to connect one worksurface perpendicular to another worksurface.
- Use two 12"D flat brackets (T612FB) side-by-side with rabbet edge worksurfaces and when placing flat or rabbet edge worksurfaces perpendicular to high credenzas.

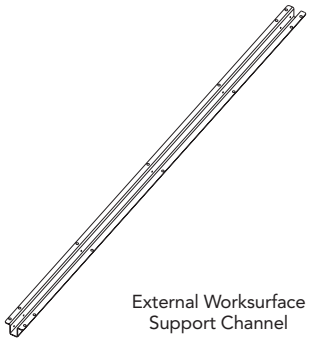

External Worksurface Support Channel

External Worksurface Support Channel (page 239)
- Support channel should be specified separately for use with non-desking worksurfaces.
- Extends 1½" below the worksurface. Installs 7" from user's edge.
- When using 28"H mobile pedestals the length of support channel needs to be reduced to accommodate width of the pedestal.
- Support channel may interfere with mounting of some CPU holders and keyboard supports.
- Is required on a systems worksurface for additional support for unsupported spans 66"W or greater. Width of worksurface span can be reduced by using support storage.
- Required when mounting a modesty panel.
- 36"D worksurfaces require two external support channels distributed equally from the center of the worksurface.

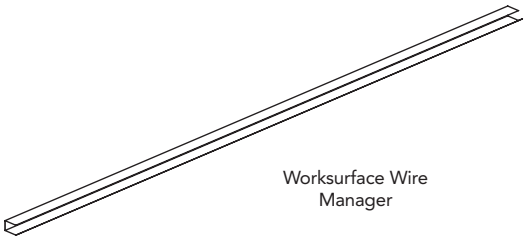

Worksurface Wire Manager

Worksurface Wire Manager (page 239)
- Provides channel to run wires under a worksurface.
- Extends 1⅛" below the worksurface.
- Wire manager (ordered separately) is mounted in front of the desk support channel to hide exposed hardware.

Worksurfaces

Stride® — Working with Screens and Modesty Panels

GSA Reference Page

Desk screens and modesty panels provide light-scale space division. There are four options available: full desk screens, shared desk screens, desk modesty panels, and leg modesty panels.

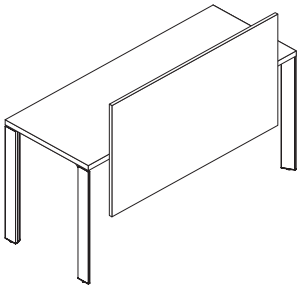

Full desk screens extend above and below the worksurface acting as both a screen and a modesty panel. They are 28"H and available in painted wood or painted wood with fabric Insert. Landscape™ surface material will soon be available as an additional finish option.

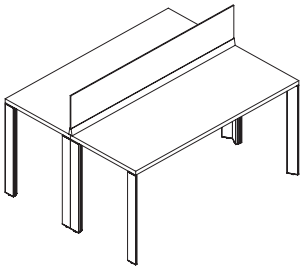

Shared desk screens are for use above the worksurface in a back-to-back application for added privacy. They are 13"H and are available in ⅜" Clear or Frosted Glass.

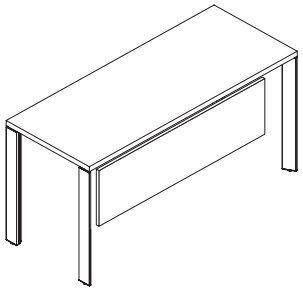

Modesty panels are for use below the worksurface. They must be used with Stride desking worksurfaces or a systems worksurface with an external support channel installed. An optional worksurface wire manager conceals hardware. They are 14"H and available in ¾" thick painted wood or ¼" thick Landscape surface material.

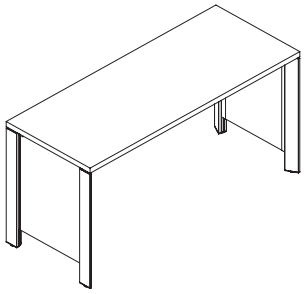

Leg modesty panels are used between two post legs on either a 24"D or a 30"D worksurface. They are 29"H and are available in Landscape surface material.

Specification Rules for Desk-Mounted Screens and Modesty Panels

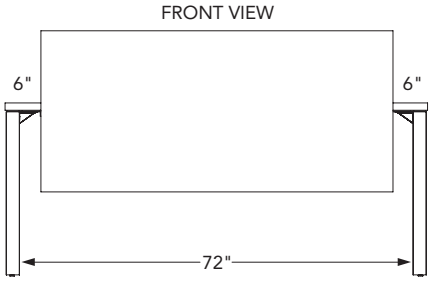

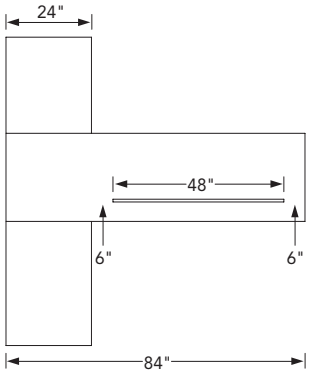

High Credenzas — TOP VIEW

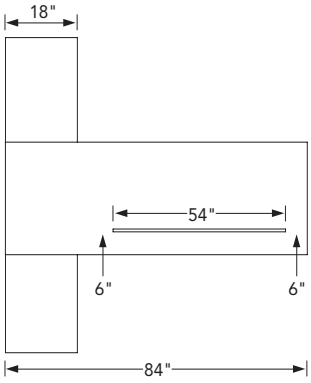

Low Credenzas — TOP VIEW

Freestanding Table Applications:
Subtract 12" from the size of the table/worksurface to get the recommended screen or modesty widths.

Example for an 72"W table: 72" – 12" = 60"W

Specify a 60"W screen and center-mount on the table.

Credenza-based Layered Applications:

- **High credenzas** — Subtract 24" for the credenza depth and an additional 12" from the width of the worksurface to get the recommended width.

  Example for an 84"W table: 84" – (24" + 12") = 48"W

  Specify a 48"W screen and center-mount on the worksurface opening.

- **Low credenzas** — Subtract 18" for the credenza depth and an additional 12" from the width of the worksurface to get to the recommended screen width.

  Example for an 84"W table: 84" – (18" + 12") = 54"W

  Specify a 54"W screen and center-mount on the worksurface opening.

Notes

Worksurfaces

Stride® — Primary

Laminate

GSA SIN 33721

For specification information see pages 214-224. For non-standard worksurface sizes see page 233.

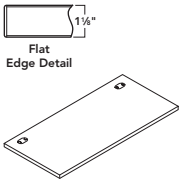

Description	Laminate w/Flat Edge Model	Laminate w/Flat Edge L1 List Price	L2 List Price	L3 List Price
20"D Primary Worksurfaces				
24"W	**T52024S**	$ 373	$ 390	$ 405
30"W	**T52030S**	$ 396	$ 414	$ 429
36"W	**T52036S**	$ 442	$ 461	$ 478
42"W	**T52042S**	$ 497	$ 518	$ 537
48"W	**T52048S**	$ 536	$ 558	$ 578
54"W	**T52054S**	$ 582	$ 606	$ 626
60"W	**T52060S**	$ 662	$ 691	$ 712
66"W	**T52066S**	$ 717	$ 748	$ 771
72"W	**T52072S**	$ 747	$ 779	$ 802
78"W	**T52078S**	$ 973	$ 1012	$ 1045
84"W	**T52084S**	$ 1017	$ 1057	$ 1092
90"W	**T52090S**	$ 1202	$ 1247	$ 1291
96"W	**T52096S**	$ 1260	$ 1307	$ 1353

Notes: 1) Add Suffix and upcharge for primary worksurfaces to span a "T" or extended straight connection:
Suffix = TZ (Stride — adds 3⅛" to width) $42 upcharge. *Example:* **T52060STZ**
2) Add Suffix "N" to a model number for no grommets, no upcharge. *Examples:* **T52036SN T52060STZN T52024SN**

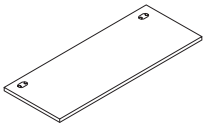

Description	Laminate w/Flat Edge Model	Laminate w/Flat Edge L1 List Price	L2 List Price	L3 List Price
24"D Primary Worksurfaces				
24"W	**T52424S**	$ 395	$ 413	$ 428
30"W	**T52430S**	$ 416	$ 435	$ 450
36"W	**T52436S**	$ 469	$ 489	$ 507
42"W	**T52442S**	$ 524	$ 545	$ 565
48"W	**T52448S**	$ 568	$ 592	$ 611
54"W	**T52454S**	$ 614	$ 642	$ 660
60"W	**T52460S**	$ 697	$ 727	$ 748
66"W	**T52466S**	$ 758	$ 790	$ 814
72"W	**T52472S**	$ 791	$ 824	$ 848
78"W	**T52478S**	$ 1027	$ 1067	$ 1102
84"W	**T52484S**	$ 1076	$ 1118	$ 1155
90"W	**T52490S**	$ 1271	$ 1318	$ 1364
96"W	**T52496S**	$ 1330	$ 1380	$ 1429

Notes: 1) Add Suffix and upcharge for primary worksurfaces to span a "T" or extended straight connection:
Suffix = TZ (Stride — adds 3⅛" to width) $42 upcharge
Examples: **T52460STZ T52424STZ**
2) Add Suffix "N" to a model number for no grommets, no upcharge. *Examples:* **T52436SN T52460STZN T52424SN**

How to specify —	*1st Option:*	*2nd Option:*	*3rd Option:*	*4th Option:*
Select the Model Number from above. Add suffix if applicable: "**N**" for No Grommets — no upcharge "**TZ**" for Stride T-Span — $42 upcharge	**Laminate** See page 136 for finishes.	**Edge Trim Color:** See page 136 for finishes.	**Grommet Type:** **P** Oval Plastic (will match edge trim on laminate) **M** Oval Metal (Add $12 per grommet) **S** Square Metal (Add $12 per grommet)	**Grommet Color (Metal only):** **EL** Matte Silver
_____ .	_____ .	_____ .	_____	**E L**

Example: **T52084S.TM33.EU.P**

Worksurfaces

Stride® — Primary

Laminate

GSA SIN 33721

For specification information see pages 214-224.

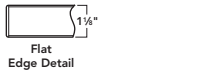

Flat Edge Detail

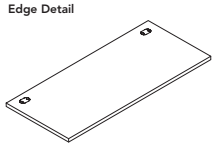

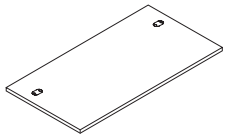

Recessed Grommets shown

Description	Laminate w/Flat Edge Model	Laminate w/Flat Edge L1 List Price	L2 List Price	L3 List Price
30"D Primary Worksurfaces				
24"W	**T53024S**	$ 416	$ 435	$ 450
30"W	**T53030S**	$ 501	$ 522	$ 541
36"W	**T53036S**	$ 539	$ 561	$ 581
42"W	**T53042S**	$ 581	$ 605	$ 625
48"W	**T53048S**	$ 614	$ 642	$ 660
54"W	**T53054S**	$ 686	$ 716	$ 737
60"W	**T53060S**	$ 764	$ 796	$ 820
66"W	**T53066S**	$ 825	$ 859	$ 885
72"W	**T53072S**	$ 895	$ 931	$ 960
78"W	**T53078S**	$ 1162	$ 1206	$ 1249
84"W	**T53084S**	$ 1214	$ 1259	$ 1304
90"W	**T53090S**	$ 1448	$ 1502	$ 1555
96"W	**T53096S**	$ 1495	$ 1550	$ 1606
36"D Primary Worksurfaces				
60"W	**T53660S**	$ 955	$ 993	$ 1026
66"W	**T53666S**	$ 1040	$ 1081	$ 1116
72"W	**T53672S**	$ 1112	$ 1155	$ 1194

Notes: 1) Add Suffix and upcharge for 30"D primary worksurfaces to span a "T" or extended straight connection:
Suffix = TZ (Stride — adds 3⅛" to width) $42 upcharge
Examples: **T53060STZ** **T53024STZ**

2) Add Suffix "N" to a model number for no grommets, no upcharge.
Examples: **T53036SN** **T53024SN** **T53024STZN**

3) Add Suffix "R" to a model number for recessed grommets on 36"D primary worksurfaces only, no upcharge. Recessed grommets are inset 6" from standard location to provide conference overhang in desking applications. *Example:* **T53660SR**

How to specify —	*1st Option:*	*2nd Option:*	*3rd Option:*	*4th Option:*
Select the Model Number from above. Add suffix if applicable: "**N**" for No Grommets — no upcharge "**TZ**" for Stride T-Span — $42 upcharge	**Laminate:** See page 136 for finishes.	**Edge Trim Color:** See page 136 for finishes.	**Grommet Type:** **P** Oval Plastic (will match edge trim on laminate) **M** Oval Metal (Add $12 per grommet) **S** Square Metal (Add $12 per grommet)	**Grommet Color (Metal only):** **EL** Matte Silver
_____ .	_____ .	_____ .	_____	E L

Example: **T53084STZ.TM33.EU.P**

Worksurfaces

Stride® — Linear — D-Shape

For specification information see pages 214-224.

Laminate

GSA SIN 33721

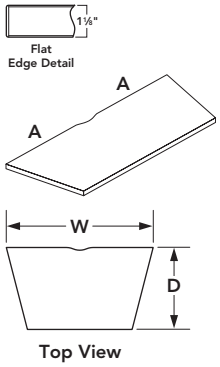

Description	Laminate w/Flat Edge Model	Laminate w/Flat Edge L1 List Price	L2 List Price	L3 List Price
Linear D-Shape Worksurfaces for Stride				
For 2 – 20"A – 43"W x 20"D	**Z52043LD**	**$ 927**	**$ 965**	**$ 996**
For 2 – 24"A – 51"W x 20"D	**Z52051LD**	**$ 980**	**$ 1019**	**$ 1052**
For 2 – 20"A – 43"W x 24"D	**Z52443LD**	**$ 980**	**$ 1019**	**$ 1052**
For 2 – 24"A – 51"W x 24"D	**Z52451LD**	**$ 1035**	**$ 1076**	**$ 1111**

How to specify —	*1st Option:*	*2nd Option:*	*3rd Option:*	*4th Option:*
Select the Model Number from above. Add suffix if applicable: "**N**" for No Grommets — no upcharge	**Laminate:** See page 136 for finishes.	**Edge Trim Color:** See page 136 for finishes.	**Grommet Type** *(if applicable)*: **P** Oval Plastic (will match edge trim on laminate) **M** Oval Metal (Add $12 per grommet) **S** Square Metal (Add $12 per grommet)	**Grommet Color (Metal only):** **EL** Matte Silver
Z _____ .	_____ .	_____ .	_____	**E L**

Example: **Z52043LD.TM33.EU**

Worksurfaces

Stride® — Countertops

For specification information see pages 214-224.

Laminate

GSA SIN 33721

Flat Edge Detail

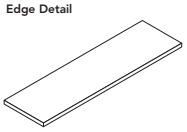

Description	Laminate w/Flat Edge Model	Laminate w/Flat Edge L1 List Price	L2 List Price	L3 List Price
15"D Straight Countertops				
24"W	**Z51524S**	$ 361	$ 377	$ 390
30"W	**Z51530S**	$ 403	$ 420	$ 434
36"W	**Z51536S**	$ 447	$ 465	$ 480
42"W	**Z51542S**	$ 461	$ 480	$ 495
48"W	**Z51548S**	$ 488	$ 507	$ 523
54"W	**Z51554S**	$ 560	$ 581	$ 600
60"W	**Z51560S**	$ 625	$ 649	$ 668
66"W	**Z51566S**	$ 649	$ 673	$ 693
72"W	**Z51572S**	$ 674	$ 701	$ 719

Note: V For a straight countertop, when used with "H" in-line high-low trim kit on one side. No upcharge.
Example: **Z51554SV**

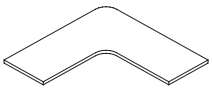

15"D Corner Countertops				
24"W x 24"W	**Z52424C**	$ 690	$ 718	$ 737
30"W x 30"W	**Z53030C**	$ 804	$ 835	$ 859
36"W x 36"W	**Z53636C**	$ 892	$ 926	$ 952

Note: RV For a corner countertop, when used with "H" in-line high-low trim kit on the right side. No upcharge.
LV For a corner countertop, when used with "H" in-line high-low trim kit on the left side. No upcharge.
Not available with Fluid Form. *Example:* **Z52424CLV**

How to specify —	*1st Option:*	*2nd Option:*
Select the Model Number from above.	**Laminate:** See page 136 for finishes.	**Edge Trim Color:** See page 136 for finishes.

_____ . _____ . _____

Examples: **Z51572S.TM33.EU** **Z52424C.TM33.EY**

Worksurfaces

Stride® — Corner / 120° / 60°

For specification information see pages 214-224.

Laminate

GSA SIN 33721

Flat Edge Detail

Description	Laminate w/Flat Edge Model	Laminate w/Flat Edge L1 List Price	L2 List Price	L3 List Price
24"D Corner Worksurfaces w/Radial Leading Edge				
36"W	**T53624CR** (*De-emphasized*)	$ 720	$ 753	$ 778
42"W	**T54224CR** (*De-emphasized*)	$ 772	$ 806	$ 835
48"W	**T54824CR** (*De-emphasized*)	$ 888	$ 927	$ 959
24"D Corner Worksurfaces w/Straight Leading Edge				
36"W	**T53624SC**	$ 694	$ 724	$ 752
42"W	**T54224SC**	$ 732	$ 763	$ 792
48"W	**T54824SC**	$ 828	$ 862	$ 897
30"D Corner Worksurfaces w/Radial Leading Edge				
42"W	**T54230CR** (*De-emphasized*)	$ 948	$ 988	$ 1023
48"W	**T54830CR** (*De-emphasized*)	$ 1029	$ 1071	$ 1111
30"D Corner Worksurfaces w/Straight Leading Edge				
42"W	**T54230SC**	$ 904	$ 942	$ 979
48"W	**T54830SC**	$ 935	$ 974	$ 1012
120° Corner Worksurface				
30"W x 24"D	**TT53024CB**	$ 964	$ 1004	$ 1040
36"W x 24"D	**TT53624CB**	$ 1072	$ 1116	$ 1158
42"W x 24"D	**TT54224CB**	$ 1154	$ 1200	$ 1245
48"W x 24"D	**TT54824CB**	$ 1278	$ 1328	$ 1378

Note: Add Suffix "N" to model number for no grommet, no upcharge.

Corner Worksurfaces with Radial Leading Edge

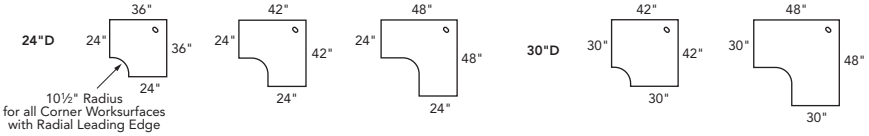

Corner Worksurfaces with Straight Leading Edge

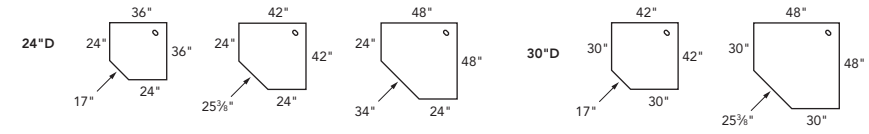

How to specify —	*1st Option:*	*2nd Option:*	*3rd Option:*	*4th Option:*
Select the Model Number from above. Add suffix if applicable: "**N**" for No Grommets — no upcharge	**Laminate:** See page 136 for finishes.	**Edge Trim Color:** See page 136 for finishes.	**Grommet Type** *(if applicable)*: **P** Oval Plastic (will match edge trim on laminate) **M** Oval Metal (Add $12 per grommet) **S** Square Metal (Add $12 per grommet)	**Grommet Color (Metal only)** *(if applicable)*: **EL** Matte Silver
T .	.	.		**E L**

Examples: **T53624CR.LT3B.E9.P**

Worksurfaces

Stride® — Corner Cove

For specification information see pages 214-224.

Laminate

GSA SIN 33721

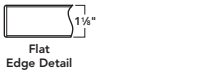

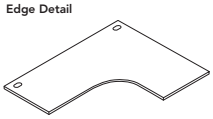

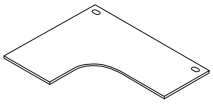

Description	Laminate w/Flat Edge Model	Laminate w/Flat Edge L1 List Price	L2 List Price	L3 List Price
Corner Cove Worksurfaces — Extended Left				
60" x 36"-24"L / 24"R	**T5822EL**	$ 831	$ 867	$ 899
60" x 36"-24"L / 30"R	**T5832EL**	$ 870	$ 908	$ 940
60" x 48"-24"L / 24"R	**T5622EL**	$ 931	$ 971	$ 1005
60" x 48"-30"L / 24"R	**T5623EL**	$ 974	$ 1015	$ 1052
60" x 48"-24"L / 30"R	**T5632EL**	$ 974	$ 1015	$ 1052
60" x 48"-30"L / 30"R	**T5633EL**	$ 1010	$ 1052	$ 1091
72" x 36"-24"L / 24"R	**T5922EL**	$ 931	$ 971	$ 1005
72" x 36"-24"L / 30"R	**T5932EL**	$ 974	$ 1015	$ 1052
72" x 48"-24"L / 24"R	**T5722EL**	$ 1206	$ 1276	$ 1276
72" x 48"-30"L / 24"R	**T5723EL**	$ 1250	$ 1320	$ 1320
72" x 48"-24"L / 30"R	**T5732EL**	$ 1250	$ 1320	$ 1320
72" x 48"-30"L / 30"R	**T5733EL**	$ 1287	$ 1357	$ 1357
Corner Cove Worksurfaces — Extended Right				
36" x 60"-24"L / 24"R	**T5822ER**	$ 831	$ 867	$ 899
36" x 60"-30"L / 24"R	**T5832ER**	$ 870	$ 908	$ 940
48" x 60"-24"L / 24"R	**T5622ER**	$ 931	$ 971	$ 1005
48" x 60"-24"L / 30"R	**T5623ER**	$ 974	$ 1015	$ 1052
48" x 60"-30"L / 24"R	**T5632ER**	$ 974	$ 1015	$ 1052
48" x 60"-30"L / 30"R	**T5633ER**	$ 1010	$ 1052	$ 1091
36" x 72"-24"L / 24"R	**T5922ER**	$ 931	$ 971	$ 1005
36" x 72"-30"L / 24"R	**T5932ER**	$ 974	$ 1015	$ 1052
48" x 72"-24"L / 24"R	**T5722ER**	$ 1206	$ 1276	$ 1276
48" x 72"-24"L / 30"R	**T5723ER**	$ 1250	$ 1320	$ 1320
48" x 72"-30"L / 24"R	**T5732ER**	$ 1250	$ 1320	$ 1320
48" x 72"-30"L / 30"R	**T5733ER**	$ 1287	$ 1357	$ 1357

Note: Add Suffix "N" to model number for no grommets, no upcharge. *Example:* **T5722ERN**

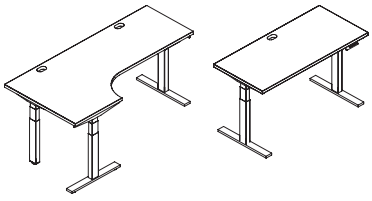

For Altitude® height-adjustable tables see the Seating, Collaboration, and Tables Price List.

How to specify —	*1st Option:*	*2nd Option:*	*3rd Option:*	*4th Option:*
Select the Model Number from above. Add suffix if applicable: "**N**" for No Grommets — no upcharge	**Laminate:** See page 136 for finishes.	**Edge Trim Color:** See page 136 for finishes.	**Grommet Type:** **P** Oval Plastic (will match edge trim on laminate) **M** Oval Metal (Add $12 per grommet) **S** Square Metal (Add $12 per grommet)	**Grommet Color** *(if applicable)*: See page 136 for finishes.
_____ .	_____ .	_____ .	_____	E _____

Examples: **T5922EL.LT3B.E9.SEL** **T5822ER.LT3B.E9.P**

Worksurfaces

Stride® — Peninsula / P-Shaped / Jetty

For specification information see pages 214-224.

Laminate

GSA SIN 33721

Flat Edge Detail

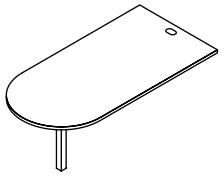
Support column ordered separately.

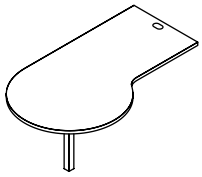
Support column ordered separately.

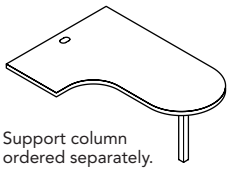
Support column ordered separately.

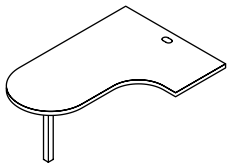
Support column ordered separately.

Description	Laminate w/Flat Edge Model	Laminate w/Flat Edge L1 List Price	L2 List Price	L3 List Price
Peninsula Worksurfaces				
30"W x 60"L	**T53060B**	$ 1045	$ 1086	$ 1123
30"W x 66"L	**T53066B**	$ 1155	$ 1199	$ 1242
30"W x 72"L	**T53072B**	$ 1260	$ 1307	$ 1353
36"W x 60"L	**T53660B**	$ 1260	$ 1307	$ 1353
36"W x 66"L	**T53666B**	$ 1398	$ 1450	$ 1502
36"W x 72"L	**T53672B**	$ 1539	$ 1595	$ 1655
P-Shaped Worksurfaces w/42" Diameter End				
30"W x 72"L	**T53072PR** (shown)	$ 1444	$ 1498	$ 1552
30"W x 72"L	**T53072PL**	$ 1444	$ 1498	$ 1552
Jetty Worksurfaces — Left Hand				
48"A x 66"B x 24"C x 30"D	**T54662JL**	$ 1357	$ 1408	$ 1459
48"A x 72"B x 24"C x 30"D	**T54722JL**	$ 1387	$ 1438	$ 1490
48"A x 66"B x 30"C x 30"D	**T54663JL**	$ 1417	$ 1469	$ 1522
48"A x 72"B x 30"C x 30"D	**T54723JL**	$ 1443	$ 1497	$ 1551
Jetty Worksurfaces — Right Hand				
48"A x 66"B x 24"C x 30"D	**T54662JR**	$ 1357	$ 1408	$ 1459
48"A x 72"B x 24"C x 30"D	**T54722JR**	$ 1387	$ 1438	$ 1490
48"A x 66"B x 30"C x 30"D	**T54663JR**	$ 1417	$ 1469	$ 1522
48"A x 72"B x 30"C x 30"D	**T54723JR**	$ 1443	$ 1497	$ 1551

Note: Add Suffix "N" to model number for no grommets, no upcharge.
Example: **T53060BN**

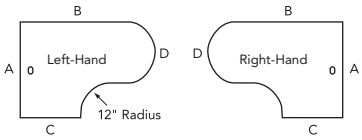

Top View

How to specify —	*1st Option:*	*2nd Option:*	*3rd Option:*	*4th Option:*
Select the Model Number from above. Add suffix if applicable: "**N**" for No Grommets — no upcharge	**Laminate:** See page 136 for finishes.	**Edge Trim Color:** See page 136 for finishes.	**Grommet Type:** **P** Oval Plastic (will match edge trim on laminate) **M** Oval Metal (Add $12 per grommet) **S** Square Metal (Add $12 per grommet)	**Grommet Color** *(if applicable)*: See page 136 for finishes.
_____ .	_____ .	_____ .	_____	E _____

Examples: **T54662JL.LT3B.E9.P** **T53060B.LT3B.E9.MEL**

ORDERING

The 9120 Program can be used to order particle board rectangular worksurfaces in any non-standard width and depth in ⅛" increments up to a maximum of 120" W x 36" D.

Specify:

1. **Model Number**
   Specify closest nominal width/depth model (round up).
2. **Grommet Option** (if desired)
   See grommet specification instructions on this page.
3. **Grommet Type:**
   P Plastic
   M Metal (add $12 per grommet for laminate)
4. **Grommet Color:**
   (Metal only)
   EL Matte Silver
   Note: Plastic grommet will match flat edge.
5. **Laminate and Veneer Choices**
   See page 136.
6. **Flat Edge Color Choices**
   See edge colors page 136 for laminates.
7. **Exact Size**
   Specify the **exact width** and **exact depth** you require.
   Width and depth is specified in ⅛" increments which is denoted as a single digit following the whole number dimension at the end of the model number string.

⅛"	= 1	⅝"	= 5
¼"	= 2	¾"	= 6
⅜"	= 3	⅞"	= 7
½"	= 4	no extra increment	= 0

For example, when ordering a worksurface that is 34⅜"W x 20½"D, specification should be 345Wx204D.
Example: **9120R3624.G0.TM33.EU.345Wx204D**.

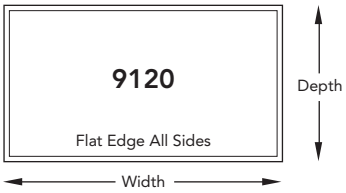

PRODUCT SPECIFICATIONS

- Flat edge on all sides
- 45 lb. particle board
- 1⅛" top thickness
- .020 resin impregnated paper backer sheet
- Grommets available
- Maximum width 120" (maximum recommended unsupported span is 42")
- Maximum depth 36"
- Standard Allsteel laminates and veneers
- Quantities of 10 or greater are palletized; less than 10 are individually cartoned.

Note: 9120 worksurface maximum unsupported span is 42". 9120 worksurfaces do not have pre-drilled pilot holes or threaded metal inserts.

When spanning multiple freestanding storage units with one worksurface, add ⅛" for each additional storage unit. For example, when ordering a worksurface for three 30"W lateral files. 3 units x 30" = 90" + ⅛" + ⅛" = 90¼" worksurface. Do NOT follow this rule if panel wrapping storage units.

CHANGES / CANCELLATIONS

No changes/cancellations for 9120 Program worksurfaces.

GROMMET SPECIFICATIONS

Plastic grommets are made of durable ABS plastic and grommets match edge color on laminate worksurfaces. Metal grommets are only available Matte Silver oval for laminate and square for veneer.

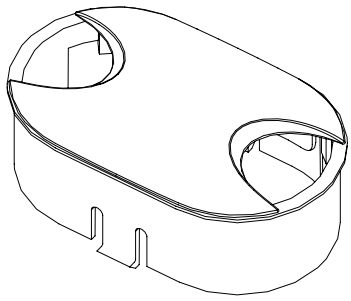

PRICING

See page 234 for laminate and veneer 9120 worksurface pricing.

One Grommet — GC, GL, or GR Position..... $19.00
Two Grommets — G3 or G4 Position..... $38.00
Note: Add $12 per grommet for metal grommets with laminate.

ORDERING

Specify grommet location and color.
Example: **9120R10836.GCP.TM33.EU.1022Wx326D**

Code Grommet Position

GC	Centered side-to-side – 3⅛" from rear to grommet edge; 4½" from rear to grommet center
GL	6⁵⁄₁₆" from left side to grommet edge – 3⅛" from rear to grommet edge; 4½" from rear to grommet center
GR	6⁵⁄₁₆" from right side to grommet edge – 3⅛" from rear to grommet edge; 4½" from rear to grommet center
G3	Pair of grommets each 18" from side edge – 3⅛" from rear to grommet edge; 4½" from rear to grommet center (Position G3 not available on tops 60"W or less.)
G4	Pair of grommets each 6⁵⁄₁₆" from side edge to grommet edge – 3⅛" from rear to grommet edge; 4½" from rear to grommet center
G0	No grommets

Dimensions are from grommet center line to top edge.

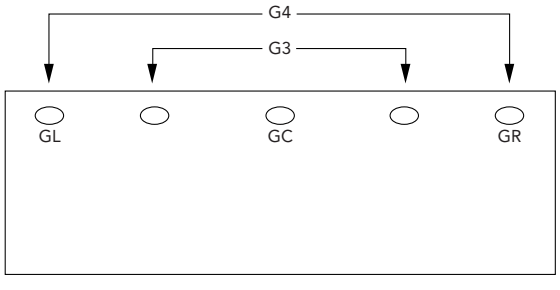

Rectangular Top

Grommet positions other than those shown above are considered non-standard.

Worksurfaces

For specification information see page 233.

Laminate and Veneer Worksurfaces / Non-Standard Sizes

GSA SIN 33721

***Model Number — Add "R" for laminate or "V" for veneer**

Maximum	Model Number*	Width		Depth		Laminate List Price			Veneer List Price		
		MIN	MAX	MIN	MAX	L1	L2	L3	V1	V3	V5
18"D											
18"W	**9120␣1818**	180W	180W	121D	180D	$ 454	$ 474	$ 490	$ 1111	$ 1247	$ 1337
24"W	**9120␣2418**	181W	240W	121D	180D	$ 474	$ 494	$ 512	$ 1184	$ 1328	$ 1424
30"W	**9120␣3018**	241W	300W	121D	180D	$ 519	$ 540	$ 558	$ 1252	$ 1405	$ 1506
36"W	**9120␣3618**	301W	360W	121D	180D	$ 539	$ 561	$ 581	$ 1299	$ 1458	$ 1563
42"W	**9120␣4218**	361W	420W	121D	180D	$ 624	$ 648	$ 669	$ 1378	$ 1546	$ 1658
48"W	**9120␣4818**	421W	480W	121D	180D	$ 688	$ 718	$ 739	$ 1450	$ 1627	$ 1745
60"W	**9120␣6018**	481W	600W	121D	180D	$ 898	$ 933	$ 961	$ 1649	$ 1850	$ 1984
72"W	**9120␣7218**	601W	720W	121D	180D	$ 1086	$ 1126	$ 1162	$ 1796	$ 2016	$ 2161
84"W	**9120␣8418**	721W	840W	121D	180D	$ 1420	$ 1470	$ 1522	$ 1933	$ 2169	$ 2326
96"W	**9120␣9618**	841W	960W	121D	180D	$ 1468	$ 1520	$ 1572	$ 2089	$ 2343	$ 2514
108"W	**9120␣10818**	961W	1080W	121D	180D	$ 1679	$ 1737	$ 1798	$ 2111	$ 2369	$ 2540
120"W	**9120␣12018**	1081W	1200W	121D	180D	$ 1822	$ 1890	$ 1958	$ 2256	$ 2531	$ 2714
24"D											
24"W	**9120␣2424**	181W	240W	181D	240D	$ 515	$ 536	$ 556	$ 1162	$ 1304	$ 1398
30"W	**9120␣3024**	241W	300W	181D	240D	$ 563	$ 585	$ 605	$ 1218	$ 1367	$ 1466
36"W	**9120␣3624**	301W	360W	181D	240D	$ 587	$ 611	$ 631	$ 1285	$ 1442	$ 1546
42"W	**9120␣4224**	361W	420W	181D	240D	$ 674	$ 703	$ 721	$ 1355	$ 1520	$ 1630
48"W	**9120␣4824**	421W	480W	181D	240D	$ 728	$ 759	$ 782	$ 1490	$ 1671	$ 1792
60"W	**9120␣6024**	481W	600W	181D	240D	$ 942	$ 978	$ 1010	$ 1703	$ 1911	$ 2049
72"W	**9120␣7224**	601W	720W	181D	240D	$ 1128	$ 1170	$ 1207	$ 1919	$ 2153	$ 2309
84"W	**9120␣8424**	721W	840W	181D	240D	$ 1468	$ 1520	$ 1572	$ 2089	$ 2343	$ 2514
96"W	**9120␣9624**	841W	960W	181D	240D	$ 1444	$ 1498	$ 1552	$ 2260	$ 2535	$ 2719
108"W	**9120␣10824**	961W	1080W	181D	240D	$ 1728	$ 1788	$ 1851	$ 2432	$ 2729	$ 2926
120"W	**9120␣12024**	1081W	1200W	181D	240D	$ 1864	$ 1933	$ 2004	$ 2493	$ 2797	$ 2999
30"D											
30"W	**9120␣3030**	241W	300W	241D	300D	$ 619	$ 647	$ 665	$ 1218	$ 1367	$ 1466
36"W	**9120␣3630**	301W	360W	241D	300D	$ 651	$ 680	$ 699	$ 1396	$ 1567	$ 1680
42"W	**9120␣4230**	361W	420W	241D	300D	$ 694	$ 724	$ 745	$ 1505	$ 1689	$ 1811
48"W	**9120␣4830**	421W	480W	241D	300D	$ 751	$ 783	$ 807	$ 1642	$ 1842	$ 1976
60"W	**9120␣6030**	481W	600W	241D	300D	$ 986	$ 1024	$ 1056	$ 1911	$ 2144	$ 2300
72"W	**9120␣7230**	601W	720W	241D	300D	$ 1127	$ 1170	$ 1210	$ 2166	$ 2430	$ 2606
84"W	**9120␣8430**	721W	840W	241D	300D	$ 1711	$ 1774	$ 1838	$ 2306	$ 2588	$ 2774
96"W	**9120␣9630**	841W	960W	241D	300D	$ 1752	$ 1816	$ 1882	$ 2455	$ 2754	$ 2954
108"W	**9120␣10830**	961W	1080W	241D	300D	$ 1973	$ 2045	$ 2121	$ 2611	$ 2929	$ 3141
120"W	**9120␣12030**	1081W	1200W	241D	300D	$ 2199	$ 2281	$ 2363	$ 2887	$ 3238	$ 3473
36"D											
36"W	**9120␣3636**	301W	360W	301D	360D	$ 884	$ 919	$ 949	$ 2017	$ 2263	$ 2426
42"W	**9120␣4236**	361W	420W	301D	360D	$ 1004	$ 1044	$ 1078	$ 2154	$ 2416	$ 2592
48"W	**9120␣4836**	421W	480W	301D	360D	$ 1129	$ 1172	$ 1212	$ 2302	$ 2583	$ 2769
60"W	**9120␣6036**	481W	600W	301D	360D	$ 1454	$ 1505	$ 1557	$ 2308	$ 2590	$ 2777
72"W	**9120␣7236**	601W	720W	301D	360D	$ 1712	$ 1772	$ 1833	$ 2448	$ 2746	$ 2946
84"W	**9120␣8436**	721W	840W	301D	360D	$ 2072	$ 2144	$ 2220	$ 2495	$ 2800	$ 3001
96"W	**9120␣9636**	841W	960W	301D	360D	$ 2124	$ 2199	$ 2274	$ 2717	$ 3048	$ 3269
108"W	**9120␣10836**	961W	1080W	301D	360D	$ 2355	$ 2438	$ 2524	$ 2951	$ 3310	$ 3550
120"W	**9120␣12036**	1081W	1200W	301D	360D	$ 2464	$ 2555	$ 2649	$ 3189	$ 3578	$ 3837

Worksurfaces

Stride® — Quarter-Round

For specification information see pages 214-224.

Veneer

GSA SIN 33721

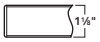

Square Edge Detail

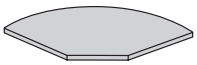

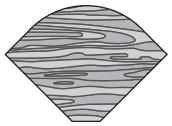

Veneer Grain Direction

Description	Veneer w/Square Edge Model	V1 w/Square Edge List Price	V3 w/Square Edge List Price	V5 w/Square Edge List Price
Quarter-Round Worksurfaces				
24"D x 24"D	**TNV52424Q**	**$ 1029**	**$ 1155**	**$ 1239**
30"D x 30"D	**TNV53030Q**	**$ 1283**	**$ 1439**	**$ 1544**

Corner Worksurfaces with Straight Leading Edge

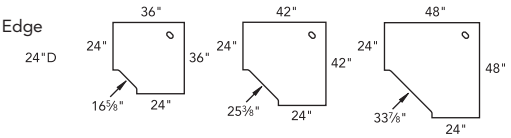

Corner Worksurfaces with Radial Leading Edge

How to specify —	*1st Option:*	*2nd Option:*	*3rd Option:*
Select the Model Number from above. Add suffix if applicable: "**N**" for No Grommets — no upcharge	**Veneer:** See page 136 for finishes.	**Grommet Type** *(if applicable)*: **P** Oval Plastic (will be **E2** on ALL Maple or **E4** on ALL other veneers) **M** Oval Metal **S** Square Metal	**Grommet Color (Metal only)** *(if applicable)*: **Oval:** **E4** Black **EZ** Bronze **EL** Matte Silver **Square:** **EL** Matte Silver
T .	.		**E**

Example: **TNV52424Q.SC777**

Worksurfaces

Stride® — Worksurface Supports

For specification information see pages 214-224.

GSA SIN 33721

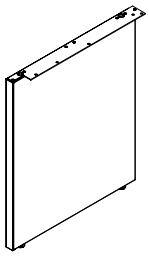

Description	Model	P1 Paint List Price	P2 Paint List Price	P3 Paint List Price
End Support Panels — Metal				
29½"H x 10"D Freestanding	**Y62910FENP**	$ 353	$ 381	$ 406
29½"H x 24"D Freestanding	**Y62924FENP**	$ 383	$ 411	$ 436
29½"H x 30"D Freestanding	**Y62930FENP**	$ 405	$ 433	$ 458
29½"H x 10"D Panel-Mount	**Y62910PENP**	$ 395	$ 423	$ 448
29½"H x 20"D Panel-Mount	**Y62920PENP**	$ 415	$ 443	$ 468
29½"H x 24"D Panel-Mount	**Y62924PENP**	$ 420	$ 448	$ 473
29½"H x 30"D Panel-Mount	**Y62930PENP**	$ 438	$ 466	$ 491
26½"H x 20"D Panel-Mount	**Y62620PENP**	$ 383	$ 411	$ 436
26½"H x 24"D Panel-Mount	**Y62624PENP**	$ 397	$ 425	$ 450

Note: Not for use with rabbet edge worksurfaces.

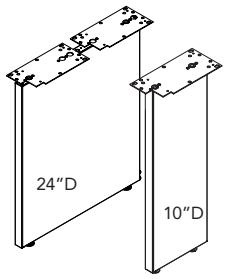

In-Line Support Panels — Metal				
29½"H to support 24"D Freestanding	**Y62910SLFP**	$ 341	$ 369	$ 394
29½"H to support 30"D Freestanding	**Y62924SLFP**	$ 364	$ 392	$ 417
29½"H to support 24"D Panel-Mount	**Y62910SLPP**	$ 383	$ 411	$ 436
29½"H to support 30"D Panel-Mount	**Y62924SLPP**	$ 406	$ 434	$ 459
26½"H x 10"D Panel-Mount	**Y62610SLPP**	$ 362	$ 390	$ 415

Note: Not for use with rabbet edge worksurfaces.

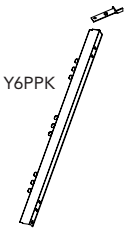

Pedestal-to-Systems Panel Attachment Bracket — Non-handed				
Bracket Kit	**Y6PPK** S	$ 171	$ 192	$ 210

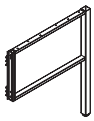

Open End Panel Supports				
12"D x 29½"H Panel-Mount	**AYBHEP1229** S	$ 273	$ 313	$ 353
18"D x 29½"H Panel-Mount	**AYBHEP1829**	$ 278	$ 318	$ 358
24"D x 29½"H Panel-Mount	**AYBHEP2429** S	$ 288	$ 328	$ 368
30"D x 29½"H Panel-Mount	**AYBHEP3029** S	$ 310	$ 350	$ 390

Note: Not for use with rabbet edge worksurfaces.

How to specify —

Select the Model Number from above.

1st Option:

Paint (if applicable):

P1 P2 P3

See page 136 for finishes.

. P

Examples: **Y62924SLPP.P27** **Y6PEN.P27**

S *Shippable by small-package carrier.*

Worksurfaces

Stride® — Worksurface Supports

For specification information see pages 214-224.

GSA SIN 33721

Description	Model		P1 Paint List Price	P2 Paint List Price	P3 Paint List Price
29½"H Post Legs — Fixed Height					
for Flat/Square Edge Worksurfaces — Left	**Z6PL29FL**	S	$ 349	$ 377	$ 402
for Flat/Square Edge Worksurfaces — Right	**Z6PL29FR** (shown)	S	$ 349	$ 377	$ 402
for Flat/Square Edge Worksurfaces — Pair	**Z6PL29FP**	S	$ 697	$ 745	$ 793
26½"H-32½"H Post Legs — Height Adjustable					
for Flat/Square Edge Worksurfaces — Pair	**Z6PL29HP**	S	$ 923	$ 971	$ 1019
40½"H Post Legs — Fixed Height					
for Flat/Square Edge Worksurfaces — Left	**Z6PL40FL**	S	$ 409	$ 437	$ 462
for Flat/Square Edge Worksurfaces — Right	**Z6PL40FR** (shown)	S	$ 409	$ 437	$ 462
for Flat/Square Edge Worksurfaces — Pair	**Z6PL40FP**	S	$ 818	$ 866	$ 914
37½"H-43½"H Post Legs — Height Adjustable					
for Flat/Square Edge Worksurfaces — Left	**Z6PL40HL**	S	$ 524	$ 552	$ 577
for Flat/Square Edge Worksurfaces — Right	**Z6PL40HR** (shown)	S	$ 524	$ 552	$ 577
for Flat/Square Edge Worksurfaces — Pair	**Z6PL40HP**	S	$ 1046	$ 1094	$ 1142
29½"H Freestanding Post Legs — Fixed Height					
Pair with Locking Casters for Flat/Square Edge Worksurfaces	**Z6PTLFPC** (shown)	S	$ 783	$ 831	$ 879
Pair with Glides for Flat/Square Edge Worksurfaces	**Z6PTLFPG**	S	$ 783	$ 831	$ 879
26½"H-32½"H Freestanding Post Legs — Height Adjustable					
Pair with Locking Casters for Flat/Square Edge Worksurfaces	**Z6PTLHPC** (shown)	S	$ 1011	$ 1059	$ 1107
Pair with Glides for Flat/Square Edge Worksurfaces	**Z6PTLHPG**	S	$ 1011	$ 1059	$ 1107

How to specify —

Select the Model Number from above.

1st Option:

Color:

P1 P2 P3

See page 136 for finishes.

Z . P

Example: **Z6PL29FL.P02**

S *Shippable by small-package carrier.*

Worksurfaces

Stride® — Worksurface Supports

For specification information see pages 214-224.

GSA SIN 33721

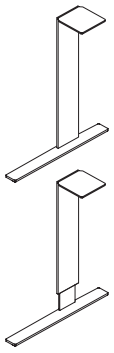

Description	Model	P1 Paint List Price	P2 Paint List Price	P3 Paint List Price
C-Legs — Fixed Height – 29½"H				
for Flat/Square Edge Worksurfaces — Left	**Z6CLFL** S	$ 584	$ 612	$ 637
for Flat/Square Edge Worksurfaces — Right	**Z6CLFR** S	$ 584	$ 612	$ 637
C-Legs — Height Adjustable – 26½"H-32½"H				
for Flat/Square Edge Worksurfaces — Left	**Z6CLHL** S	$ 770	$ 798	$ 823
for Flat/Square Edge Worksurfaces — Right	**Z6CLHR** S	$ 770	$ 798	$ 823

Note: Height adjustable C-legs are not for use on worksurface spans greater than 72"W.

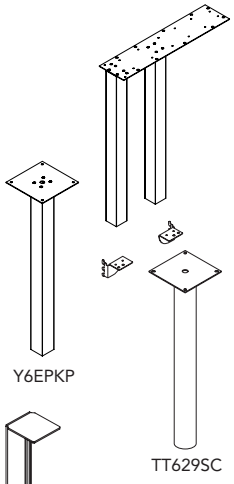

Post In-Line Support Leg				
29½"H x 24"D Freestanding – Painted	**Y629NLK**	$ 629	$ 674	$ 721
Support Columns — Metal				
29½"H / 2¼" Square Painted	**Y6EPKP**	$ 277	$ 305	$ 330
29½"H / 3" Diameter Round	**TT629SC** S	$ 249	$ 289	$ 329
29½"H — Linear Fixed	**Z6SCF** S	$ 371	$ 399	$ 424
26½"H-30½"H— Linear Height Adjustable	**Z6SCH** S	$ 552	$ 580	$ 605

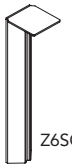

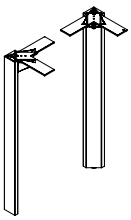

Light-scale Legs — Metal				
Pair (Left and Right) 29½"H for Modesty Panel attachment – Painted	**Y629LKMP**	$ 702	$ 730	$ 755
Individual Leg — Non-handed NOT for Modesty Panel attachment – Painted	**Y629LKNP**	$ 385	$ 413	$ 438

How to specify —	*1st Option:*	*1st Option:*
Select the Model Number from above.	**Color:** P1 P2 P3 See page 136 for finishes.	**Landscape Surface Material and Finish** *(if applicable)*:
_____ . P		

Examples: **Z6CLFL.P27** **Y629NLK.P7D**

S *Shippable by small-package carrier.*

Worksurfaces

Stride® — Worksurface Supports

For specification information see pages 214-224.

GSA SIN 33721

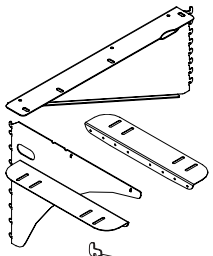

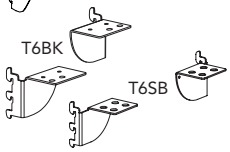

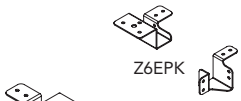

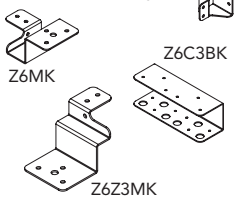

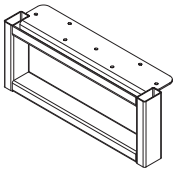

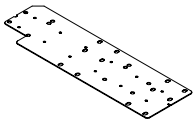





Description	Model	P1 Paint List Price	P2 Paint List Price	P3 Paint List Price
Cantilever Brackets				
12"D Left-Hand	T6CB12L S	$ 69	$ 85	$ 97
12"D Right-Hand	T6CB12R S	$ 69	$ 85	$ 97
18"D Left-Hand	T6CB18L S	$ 74	$ 90	$ 102
18"D Right-Hand	T6CB18R S	$ 74	$ 90	$ 102
24" or 30"D Left-Hand	T6CB24L S	$ 81	$ 97	$ 109
24" or 30"D Right-Hand	T6CB24R S	$ 81	$ 97	$ 109
Cantilever Bracket — non-handed (Core paint colors only)				
24" or 30"D	T624CB S	$ 221	N/A	N/A
Worksurface Bracket Kits				
Flat, Square, and Eased Edge Worksurface Bracket Kit	T6BK S	$ 70	$ 85	$ 96
Flat, Square, and Eased Edge Worksurface Storage Bracket Kit (Black only)	T6SB S	$ 95	N/A	N/A
Off-Module Worksurface Brackets				
Non-Rail Based End Panel Kit	Z6EPK S	$ 59	$ 71	$ 80
Non-Rail Based Worksurface Bracket (1)	Z6MK S	$ 70	$ 82	$ 91
Non-Rail Based 3" Layered Worksurface Bracket (1)	Z6Z3MK S	$ 79	$ 91	$ 100
Layered Worksurface Connection Bracket (1)	Z6C3BK S	$ 114	$ 132	$ 146
Worksurface Stanchion — Painted Metal				
12"D x 4"H for Stride 22"H Credenza	APOLG0512 S	$ 403	$ 431	$ 453
18"D x 4"H for Stride 22"H Credenza	APOLG0518 S	$ 439	$ 467	$ 489
Flat Brackets (no color option)				
For 12"D	T612FB S	$ 67	N/A	N/A
For 24"D	T624FB S	$ 77	N/A	N/A
For 30"D	T630FB S	$ 88	N/A	N/A
External Worksurface Support Channel (no color option) — 1½"H				
30"W External Support Channel for use on 42"W Worksurface	Z5SC42 S	$ 83	N/A	N/A
36"W External Support Channel for use on 48"W Worksurface	Z5SC48 S	$ 86	N/A	N/A
42"W External Support Channel for use on 54"W Worksurface	Z5SC54 S	$ 99	N/A	N/A
48"W External Support Channel for use on 60"W Worksurface	Z5SC60	$ 106	N/A	N/A
54"W External Support Channel for use on 66"W Worksurface	Z5SC66	$ 124	N/A	N/A
60"W External Support Channel for use on 72"W Worksurface	Z5SC72	$ 133	N/A	N/A
66"W External Support Channel for use on 78"W Worksurface	Z5SC78	$ 145	N/A	N/A
72"W External Support Channel for use on 84"W Worksurface	Z5SC84	$ 160	N/A	N/A
Worksurface Wire Manager (no color option)				
36"W Wire Manager for use on 48"W Worksurface	Z5WM48 S	$ 53	N/A	N/A
42"W Wire Manager for use on 54"W Worksurface	Z5WM54 S	$ 62	N/A	N/A
48"W Wire Manager for use on 60"W Worksurface	Z5WM60	$ 67	N/A	N/A
54"W Wire Manager for use on 66"W Worksurface	Z5WM66	$ 77	N/A	N/A
60"W Wire Manager for use on 72"W Worksurface	Z5WM72	$ 83	N/A	N/A
66"W Wire Manager for use on 78"W Worksurface	Z5WM78	$ 89	N/A	N/A
72"W Wire Manager for use on 84"W Worksurface	Z5WM84	$ 98	N/A	N/A

How to specify —

Select the Model Number from above.

1st Option:

Paint *(if applicable)*:

P1 P2 P3

See page 136 for finishes.

_____ . P___

Examples: **T6BK.P01** **T624FB**

S *Shippable by small-package carrier.*

Notes

Wood Storage

Painted Wood

GSA Reference Page

Low Credenzas

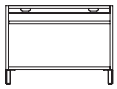
Open

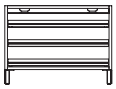
Open with Project Shelves

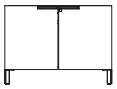
Hinged Doors

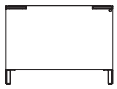
Lateral File with Project Drawer

Lateral File

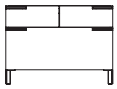
Box/Box/Lateral

Corner Bin

High Credenzas

Open

Hinged Doors

Lateral File

Lateral File with Doors

Pedestals

Box/File Mobile

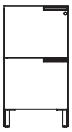
File/File Support

Box/Box/File Support

Towers

42½"H

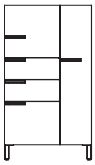
Box/Box/File

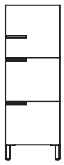
File/File

50"H

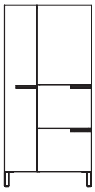
File/File Side Access Side Light

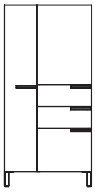
Box/Box/File Side Access Side Light

65"H

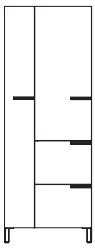
File/File Side Access

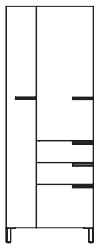
Box/Box/File Side Access

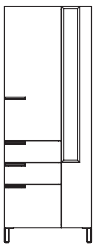
Box/Box/File Side Access Sidelight

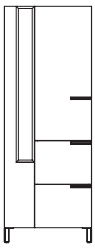
File/File Side Access Sidelight

Combination Files

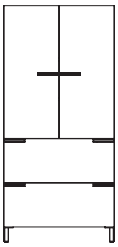
Lateral Drawers

Overhead Cabinets

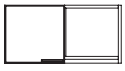
Sliding Door

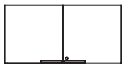
Hinged Doors

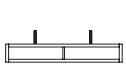
Shelf with Nitch

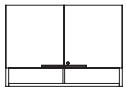
Hinged Door/ Nitch

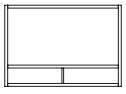
Open/ Nitch

Horizontal Storage

Full Depth

Shared

Wood Storage

Stride® — Features and Dimensions

Painted Wood

GSA Reference Page

	Low Credenzas		High Credenzas		Towers	
Widths	Open	24", 30", 36", 42", 48", 60"	Open	24", 30", 36", 42", 48", 60"	Box/Box/File	15⅝" (42½" and 50"H); 24" (all heights)
	Open with Project Shelf	24", 30", 36"			File/File	15⅝" (42½" and 50"H); 24"
	Hinged Door	24", 30", 36", 42", 48", 60"	Hinged Door	24", 30", 36", 42", 48", 60"		
	Lateral with Project Drawer	30", 36", 42", 48", 60"	Lateral File	30", 36", 42", 48", 60"		
	Box/Box/Lateral	30"				
	Corner with Bin	24", 30"				
Heights	22" (23½" with top)		28" (29½" with top)		42½"H, 50"H, 65"H	
Depth	18"		24"		Box/Box/File File/File	18", 24"
Pull	Linear		Linear		Linear	
Lock Options:						
Lock	Standard		Standard		Standard	
Omit Lock Core	Optional		Optional		Optional	
Master Keyed Lock	Standard		Standard		Standard	
Removable Lock Core	Yes — with Special Key		Yes — with Special Key		Yes — with Special Key	
Dual-Side Locking	Yes		Yes		Yes	
Suspension	Ball Bearing		Ball Bearing		Ball Bearing — Full Extension	
Drawer Front Construction	¾" thick Painted Wood*		¾" thick Painted Wood*		¾" thick Painted Wood*	
Hinged Door Construction	¾" thick Painted Wood*		¾" thick Painted Wood*		¾" thick Painted Wood*	
Hex-head Glide	Yes		Yes		Yes	
Counterweights	Required on freestanding lateral units and corner credenza.		Optional		Optional	
Drawer Interiors:						
Drawers	9⅛"		9⅛"			
Project Drawer	2⅞"					
Pull Out Shelf	4½"					
Front-to-Back Filing	Standard		Standard		Standard	
Filing Options	Letter		Letter		Letter	

WOOD STORAGE LOCKING

Pedestals	**15"W**
File/File	1 lock
Box/Box/File	1 lock

Low Credenzas	**24"W**	**30"W**	**36"W**	**42"W**	**48"W**	**60"W**
Hinged Doors	1 lock	1 lock	1 lock	2 locks	2 locks	2 locks
Lateral File with Project Drawers	—	1 lock	1 lock	2 locks	2 locks	3 locks
Box/File	—	2 locks				
Corner — Bin	1 lock	1 lock				

High Credenzas	**24"W**	**30"W**	**36"W**	**42"W**	**48"W**	**60"W**
Hinged Doors	1 lock	1 lock	1 lock	2 locks	2 locks	2 locks
Lateral/Combination File	—	1 lock	1 lock	1 lock	2 locks	3 locks

Personal Towers	**15"W**	**24"W**	**24"W with Sidelight**
Box/Box/File	1 lock	2 locks	1 lock
File/File	1 lock	2 locks	1 lock

Personal Towers	**30"W**
2H Lateral File	1 lock

*** Painted wood is powder-coated medium density fiberboard**

Wood Storage

Stride® — Load Capacities and Interior Dimensions

GSA Reference Page

Load Capacity for Painted Wood Pedestals, Personal Towers, and Credenzas

Pedestals	18"D [Mobile]	24"D [Support]
Box	17 lbs.	23 lbs.
File	33 lbs.	49 lbs.

Personal Towers	18"D	24"D
Box	17 lbs.	23 lbs.
File	33 lbs.	49 lbs.
Unit w/project drawer	32 lbs.	NA
Lateral	61 lbs.	73 lbs.
Unit w/project drawer	55 lbs.	NA

Credenzas	24"W	30"W	36"W	42"W	48"W	60"W
Low Credenzas						
Project shelves	21 lbs.	27 lbs.	34 lbs.	NA	NA	NA
Lateral w/project drawer	NA	62lbs.	76 lbs.	91 lbs.	76 lbs.	76 lbs.
Lateral project drawer	NA	29 lbs.	35 lbs.	42 lbs.	35 lbs.	35 lbs.
Bin	52 lbs.	52 lbs.	NA	NA	NA	NA
Box	NA	10 lbs.	NA	NA	NA	NA
High Credenzas						
Lateral	NA	68 lbs.	84 lbs.	99 lbs.	84 lbs.	84 lbs.

Interior Dimensions for Painted Wood Pedestals, Personal Towers, Combination Files, and Credenzas

	Height	Depth	Width
PEDESTALS	Box — 2⅞" File — 9⅜"	Mobile — 14½" Support — 19"	12⅛"
PERSONAL TOWERS	Box — 2⅞" File — 9⅜" Project Drawer — 3⅜"	20" — 17" 24" — 19" Project Drawer — 16¼"	12⅛"
COMBINATION FILES	Lateral — 9⅛" Project Drawer — 3⅜"	Lateral — 15" Lateral (w/project drawer) — 13⅞" Project Drawer — 13⅞"	Lateral — 25⅝" Project Drawer — 26⅜"
CREDENZAS			
Open Shelves			
Low Credenza	Bottom: 12⅛" Top: 3⅜"	16½"	24" exterior = 22½" interior 30" exterior = 28½" interior 36" exterior = 34½" interior 42" exterior = (2) 19⅞" interior 48" exterior = (2) 22⅞" interior 60" exterior = (2) 28⅞" interior
High Credenza	Bottom: 12⅛" Top: 9½"	20½"	
Project Shelves			
Low Credenza	4½"	13¾"	24" exterior = 19¾" interior
Hinged Doors			
Low Credenza	Bottom: 12⅛" Top: 3⅜"	15¾"	24" exterior = 22½" interior 30" exterior = 28½" interior 36" exterior = 34½" interior 42" exterior = (2) 19⅞" interior 48" exterior = (2) 22⅞" interior 60" exterior = (2) 28⅞" interior
High Credenza	Bottom: 12⅛" Top: 9½"	19¾"	
Lateral			
Low Credenza	Lateral — 9½" Project Drawer — 2⅞"	30"W & 42"W Lateral — 13⅞" 36"W & 60"W Lateral — 12⅛" Project Drawer — 13⅜"	30" exterior = 26⅜" interior 36" exterior = 32⅜" interior 42" exterior = 26⅜" interior 48" exterior = 32⅜" interior 60" exterior = 32⅜" interior
High Credenza	9½"	15"	
Corner			
Low Credenza	Bin — 12¼"	Bin — 14¼"	Bin — 15⅜"
Box/Box/Lateral			
Low Credenza	Lateral — 9⅛" Box — 2⅞"	Lateral — 13⅞" Box — 11½"	Lateral — 25⅝" Box — 10¾"

Wood Storage

Top View of Drawers

15"W Pedestal and Tower Drawers

Letter Front-to-Back
18"D Mobile – 14½" of filing
24"D Support – 19" of filing

Legal Side-to-Side
24"D Support – 12" of filing

24"W Credenza Lateral Drawers



Letter Side-to-Side
18"D – 20½" of filing



Letter Front-to-Back
18"D – 15" of filing
24"D – 17½" of filing



Legal Front-to-Back
18"D – 15" of filing
24"D – 17½" of filing

30"W Credenza Lateral Drawers



Letter Front-to-Back
18"D – 30" of filing
24"D – 35" of filing

Legal Front-to-Back
18"D – 15" of filing
24"D – 17½" of filing

36"W Credenza Lateral Drawers



Letter Front-to-Back
18"D and 24"D – 30" of filing



Legal Front-to-Back
18"D and 24"D – 15" of filing



Letter Side-to-Side
18"D and 24"D – 32½" of filing



Letter Side-to-Side and Legal Front-to-Back
18"D and 24"D – 17" of Letter S-T-S filing and
15" of Legal F-T-B filing

Wood Storage

Stride® — Working with Credenzas

GSA Reference Page

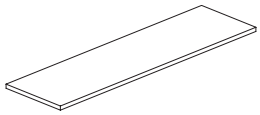

Credenza Top

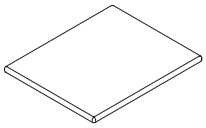

Seat Cushion

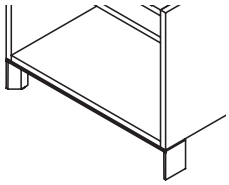

Credenza Bottom Trim

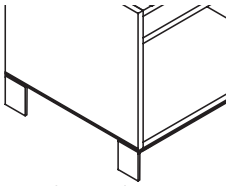

Credenza Side Trim

Credenzas ship fully assembled except for the credenza top, which must be ordered separately. Credenza tops in laminate or veneer with flat/square details are available in various depths. Veneer fronts by Gunlocke®.

Laminate credenza tops, a footed base, and aluminum trim along the front edge of the credenza enhance the durability of the credenza.

A relocatable seat cushion can be placed on the credenza top of a low credenza for additional seating.

Credenza bottom trim is standard on the front of all credenzas.

Optional side trim is an aesthetic piece for end of run credenzas and is ordered separately and field installed.

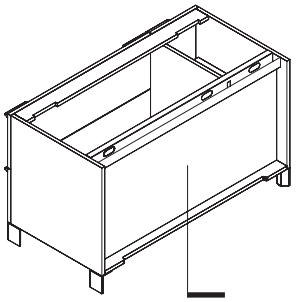

All credenzas have a recessed back with a cavity to support wire management. An optional metal back should be specified separately to finish the credenza in a single-sided application where the back is exposed. Finished back configurations should not utilize rail as the top cap required shows an unfinished top groove.

Relocatable wire trough provides a channel for wire management.

Each credenza ships with one front bracket that can be used to gang (multiple) credenzas in-line.

Credenza top must be ordered separately and can span multiple credenzas.

Corner credenzas with bin when housing a CPU must be used with credenza tops for wire trough or rail (not full depth) to minimize heat buildup.

Credenzas can support panels in certain applications with the addition of a credenza-to-panel bracket, see guidelines on pages 145-146 and bracket on page 267.

Credenzas can be shipped with lock cores removed; cores can be installed after files are in place. Core removable lock feature allows key numbers to be easily changed in the field.

All credenzas feature silver linear pulls. Pulls, feet, and bottom trim are all PR6 Silver finish.

Credenzas are constructed from ¾" thick powder-coated medium density fiberboard with concealed fastener construction.

Credenza feet have sleeves to conceal the leveling glides. Leveling range is 1⅛". The hex-head design of the stem allows leveling to be done even when the credenza is fully loaded.

Credenzas ship with the feet located at the outside corners. Alternate mounting holes are provided for front feet to be inset 4" on mid-run credenzas, during installation.

High Credenza Side to Panel Bracket

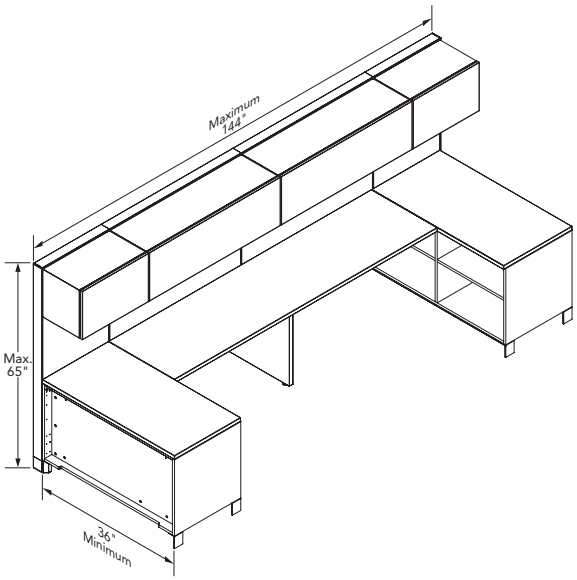

Side-mounted high credenzas

- The minimum Stride high credenza width is 36"W on each end.
- With a floor support the maximum panel run is 144".
- Without a floor support, the maximum panel run is 96".
- Overheads, shelves, and worksurfaces must be mounted on the same side of the parent run as the credenzas. Stacking frames cannot be used with overheads.
- Panel frame maximum height is 65"H.

Credenza Side to Panel Bracket with Return Panel

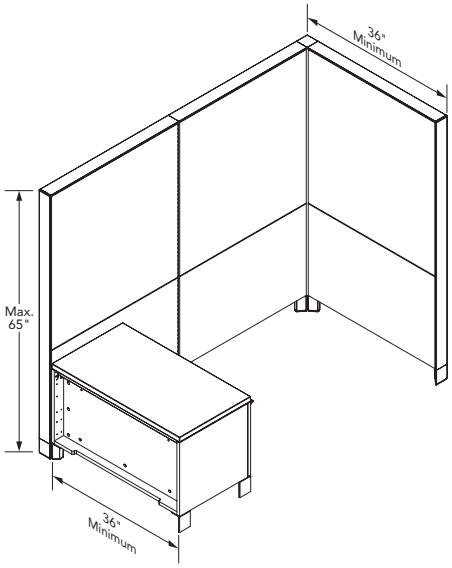

Bracket with return panel

- Minimum Stride credenza width 36".
- With a floor support the maximum panel run is 144".
- Without a floor support, the maximum panel run is 96".
- The minimum size for panel return is 36"W x 35"H.
- Overheads, shelves, and worksurfaces must be mounted on the same side of the parent run as the high credenza.
- Panel frame maximum height is 65"H.

Wood Storage

Recommended Seat Cushion Sizes for Mobile Pedestals and Low Credenzas

18"D Cushions for use with
Pedestals and Full Depth Credenza Tops

1	2	3
15"W	24"W	30"W

15"W Mobile Pedestal 15"W Cushion	1
24"W Credenza 24"W Cushion	2
30"W Credenza 30"/15"W Cushion	3 or 1
36"W Credenza 15"/24"W Cushion	1 or 2
42"W Credenza 24"W Cushion	2
48"W Credenza 24"W Cushion	2
60"W Credenza 30"W Cushion	3

Seat Cushions

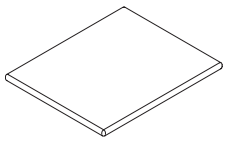

Seat Cushions (page 264)

- Place on top of low credenza tops or mobile pedestal for quick and convenient additional seating.
- For use on low credenzas only.
- Seat cushion must rest on top of credenza top — order separately.
- COM yardage for seat cushion is 1 yard.

Wood Storage

Stride® — Working with Credenza Rail

GSA Reference Page

*The **credenza rail** is a single-sided 1½" thick frame that can be fitted atop credenza units.*

Credenza Rail (page 265)
- Provides support for perpendicular run-off worksurfaces.
- When used on low credenzas, credenza rail supports a height adjustment range of 27½" to 30½" in 1" increments.
- Channel for power and data.
- Connection point for accessories.
- Will show groove on top of rail if adding a back panel.

Guidelines:
1. The credenza rail may have only one worksurface mounted to each individual rail.
2. The credenza rail can span multiple credenzas, but must stay on-module with credenzas.
3. Credenza rail must be fully supported by a run of credenzas.
4. A worksurface can be mounted off-modular along the rail at four heights — 27½"-30½"H in 1" increments.
5. All components must be specified separately.

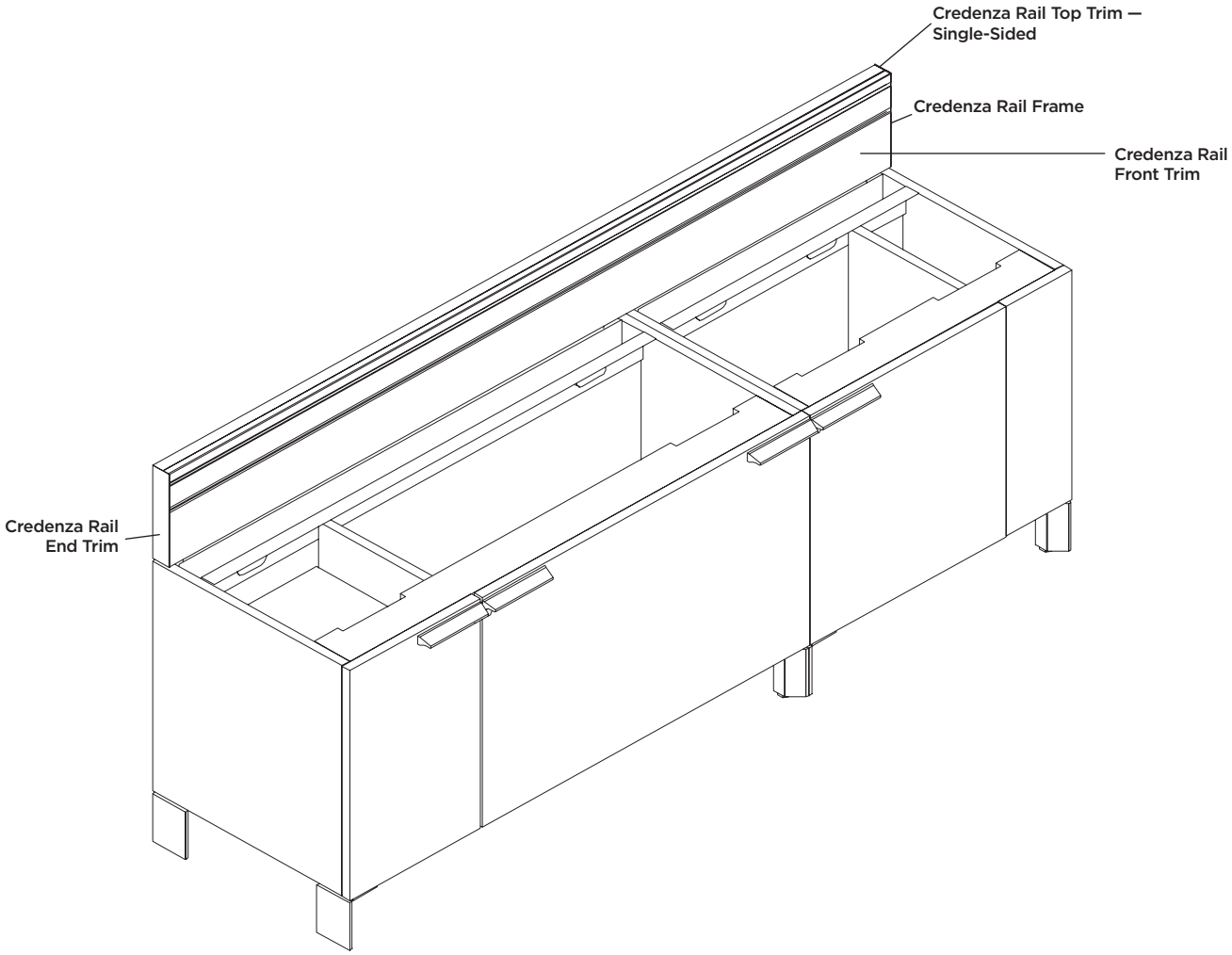

Wood Storage

All credenza rail components must be ordered separately.

- Credenza rail frame
- Credenza rail front trim
- Credenza rail end trim
- Credenza rail bracket kit
- Credenza rail top trim

DOUBLE-SIDED CREDENZA RUN

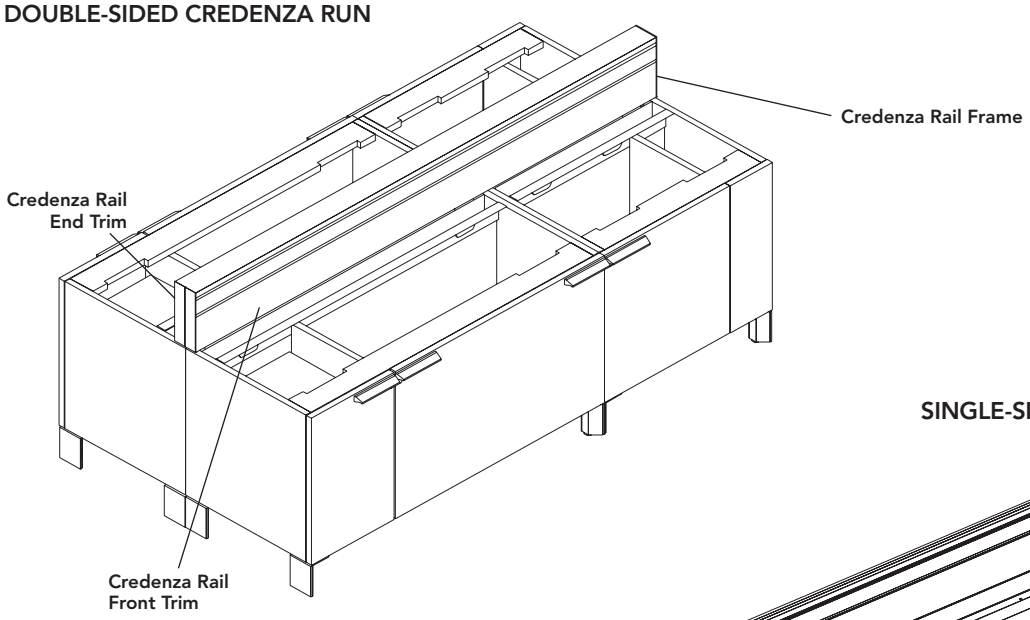

SINGLE-SIDED CREDENZA RUN

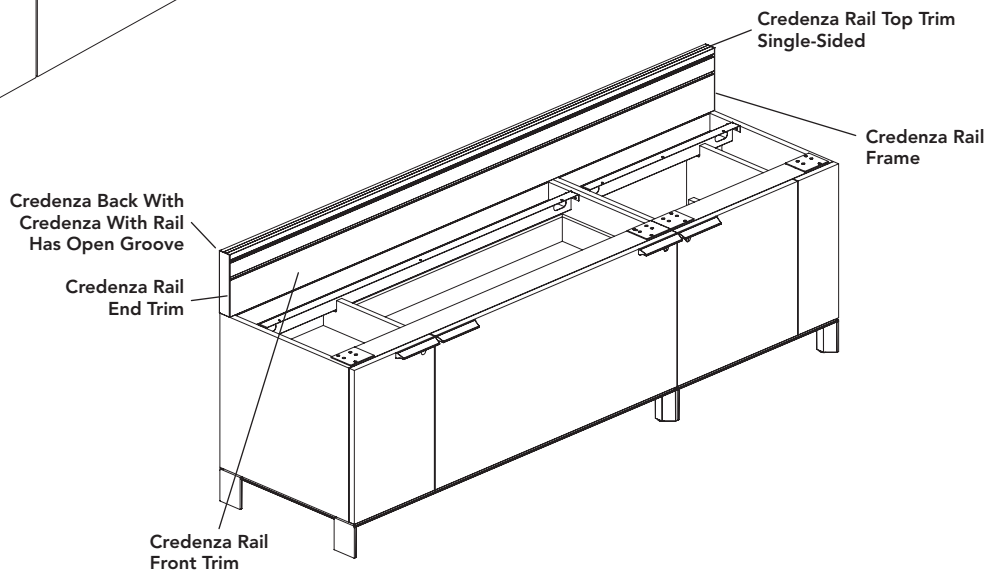

Wood Storage

Stride® — Working with 4-Wire Electrical

GSA Reference Page

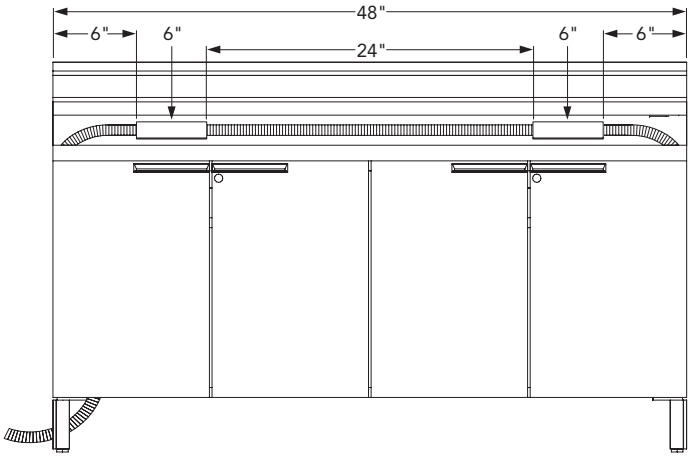

Routing Electrical: Credenzas

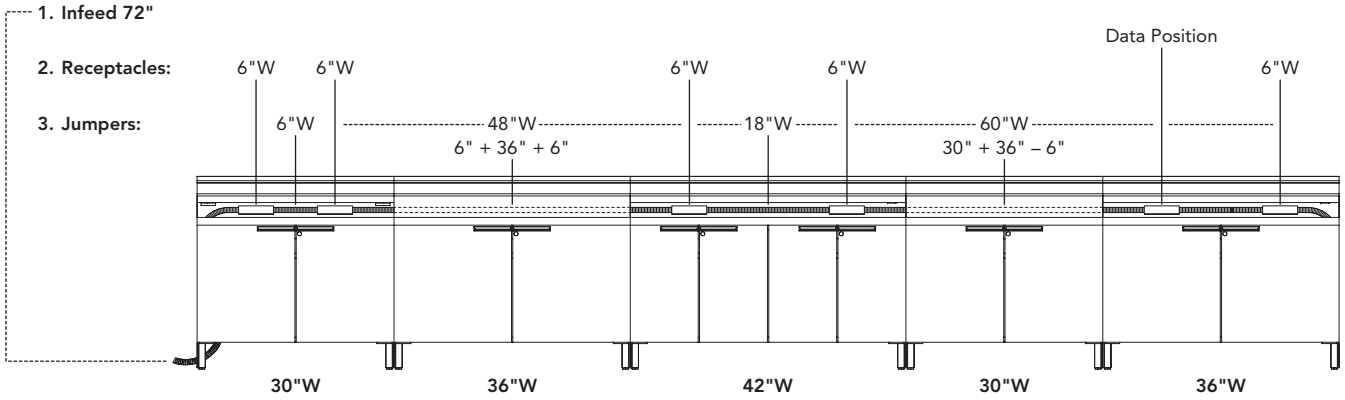

Jumper Situation:	Within a credenza	Spanning a credenza	Spanning a credenza with an open position for data.
Formula:	Subtract 24" from width of credenza. 30"W – 24" = 6" Jumper	Add 12" to width of spanned credenza. 36"W + 12" = 48" Jumper	Subtract 6" from total width of middle and end credenzas. (30"W + 36"W) – 6" = 60" Jumper

Routing Electrical: Credenzas with a Tower

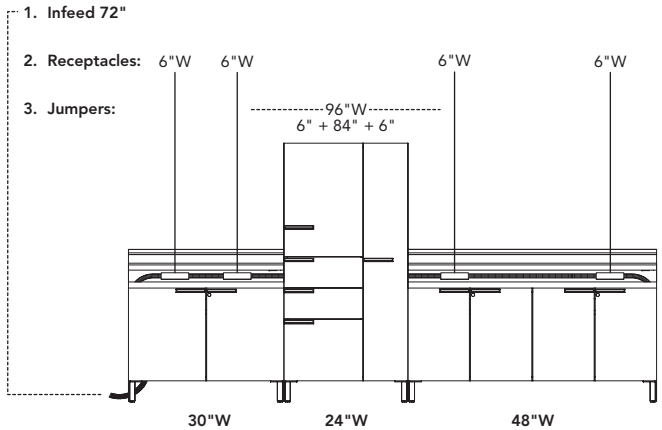

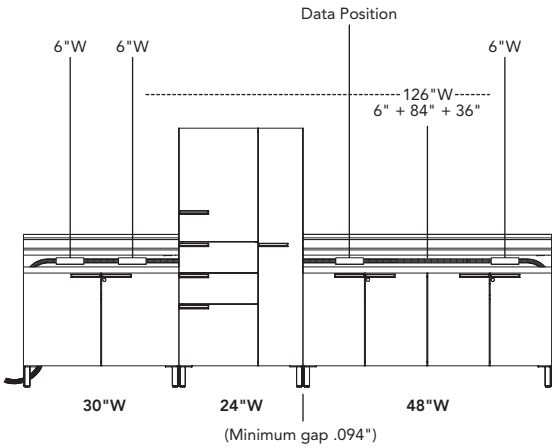

Jumper Situation:	Spanning a tower	Spanning a tower with an open position for data.
Formula:	6" + 84" + 6" = 96" Jumper	6" + 84" + 6" + 6" + 24" = 126" Jumper

Wood Storage

Stride® — Working with 4-Wire Electrical

GSA Reference Page

The 4-wire electrical system is a UL183-listed 2 circuit non-dedicated electrical system. The credenza rail supports continuous power and data distribution. With ported trim, the credenza rail provides easy access to power and data. In addition to the standard electrical components, PVC-free components are also available.

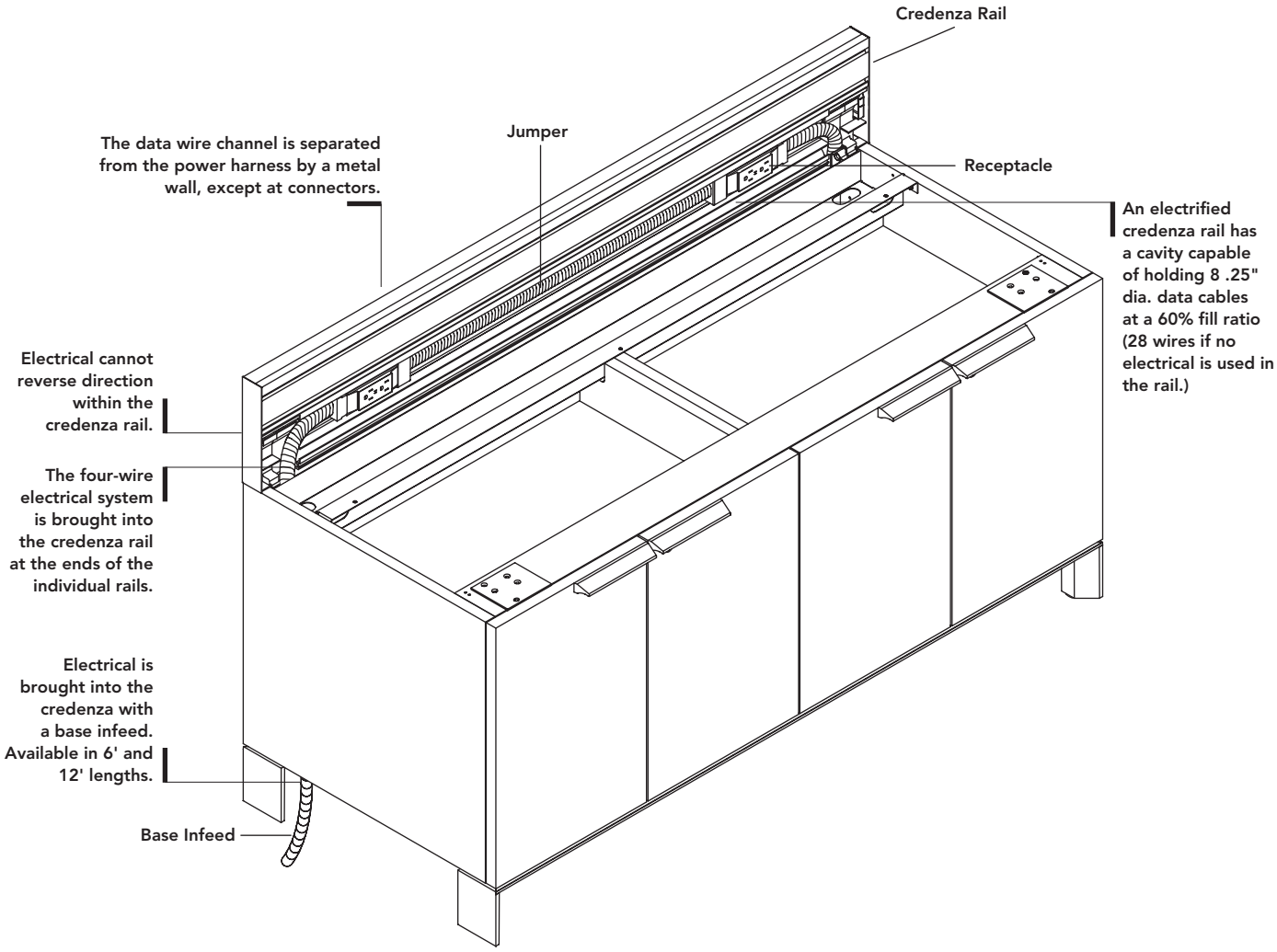

SPECIFICATION INFORMATION

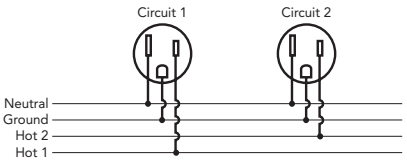

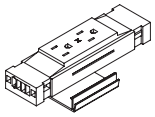

Duplex Receptacle

0"W Desking Power Jumper

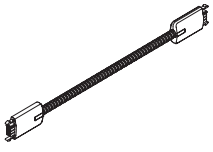

Desking Power Jumper

This electrical system has two hot wires, a shared neutral wire, and a shared ground wire. Each circuit is rated at 20 amps. A maximum of 13 duplex receptacles is permitted per circuit. Each receptacle is rated at 15 amps. Consult your electrician to ensure the planned electrical load is within permissible limits.

1. Determine location, quantity, and circuit number for duplex receptacles and power entry.
2. Base electrical infeed delivers power from building to system.
3. Desking power jumpers connect together duplex receptacles or groups of duplex receptacles.

It is the customer's responsibility to ensure that the installation of the electrical components meets all local and national building codes and all other applicable regulations.

A. Routing Electrical: Within Credenza

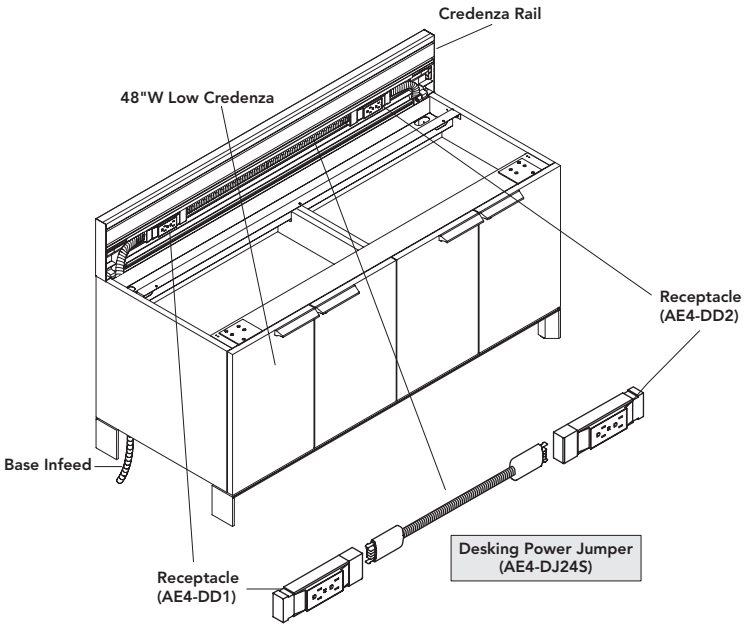

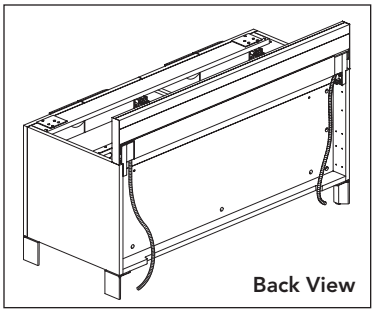

Credenza Width	Jumper Size	Jumper Model
24"	0"	AE4-DJ0S
30"	6"	AE4-DJ6S
36"	12"	AE4-DJ12S
42"	18"	AE4-DJ18S
48"	24"	AE4-DJ24S
60"	36"	AE4-DJ36S

B. Routing Electrical: Within Credenza Back-to-Back

All electrical components must be duplicated in a back-to-back situation.
The credenza rail provides power to only one side of the credenza.

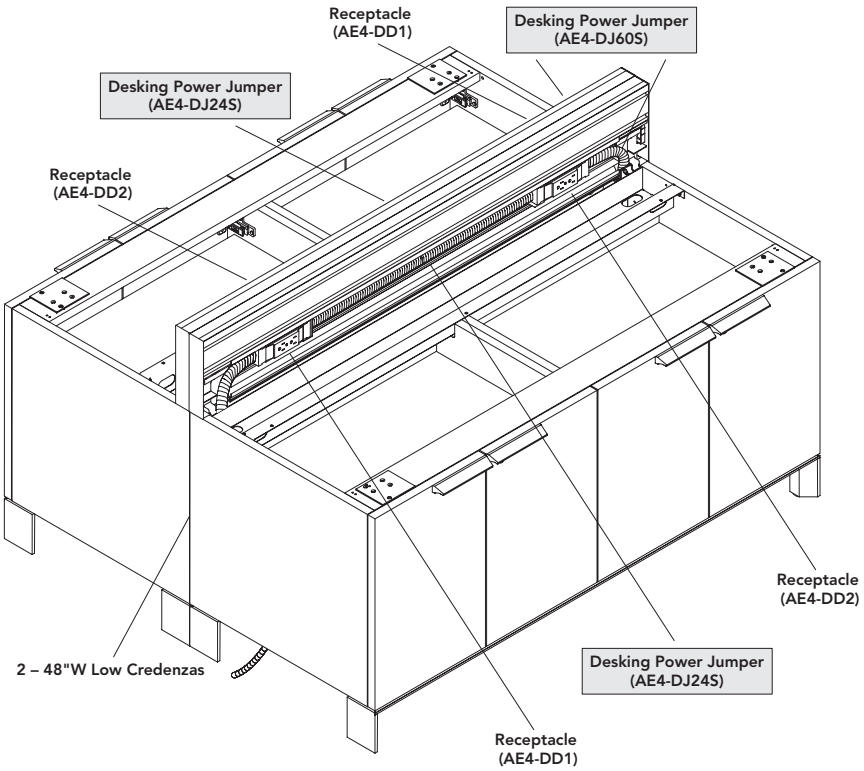

When routing from the front side to the back side in back-to-back credenzas use a 60" desking power jumper.

C. Routing Electrical: Spanning a Credenza

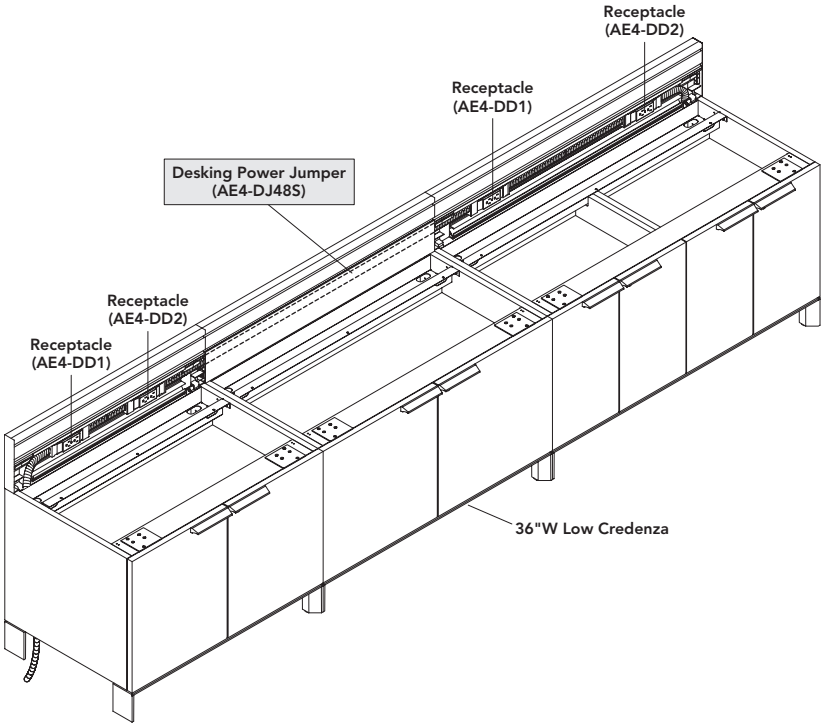

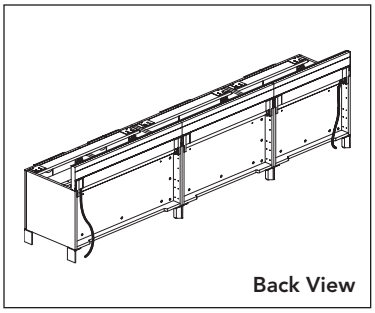

Credenza Width	Jumper Size	Jumper Model
0"	12"	AE4-DJ12S
24"	36"	AE4-DJ36S
30"	42"	AE4-DJ42S
36"	48"	AE4-DJ48S
42"	54"	AE4-DJ54S
48"	60"	AE4-DJ60S
60"	72"	AE4-DJ72S

D. Routing Electrical: Spanning a Credenza and an Open Position for Data

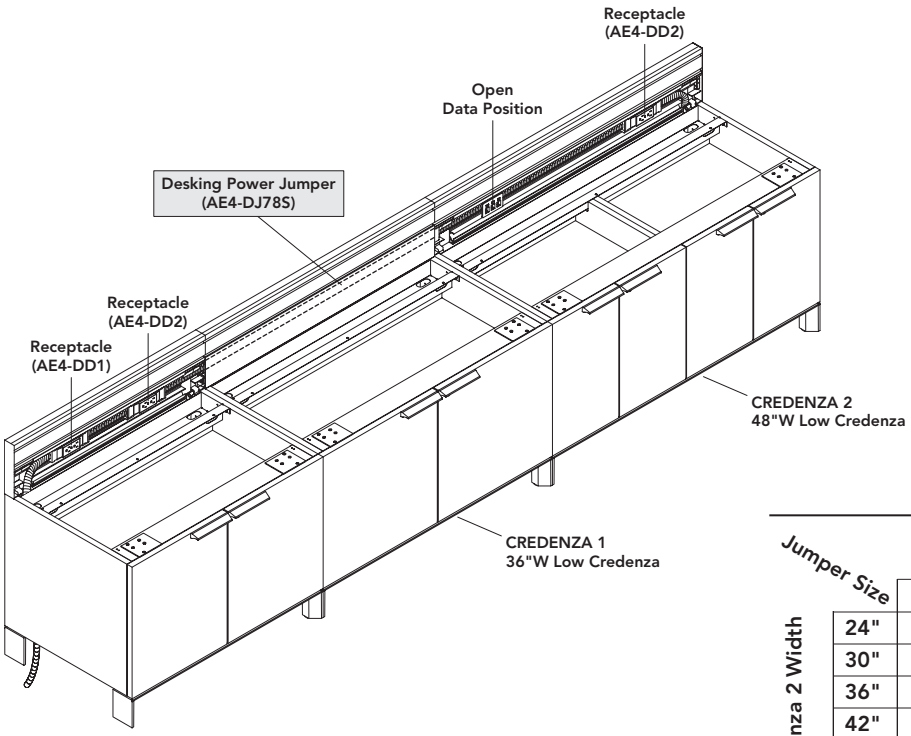

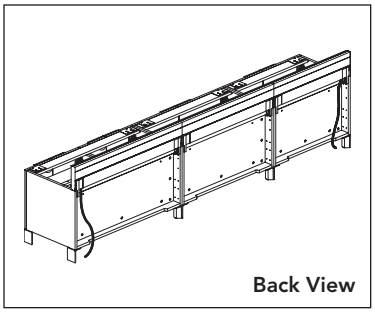

Jumper Size \ Credenza 2 Width	Credenza 1 Width 0"	24"	30"	36"	42"	48"	60"
24"	18"	42"	48"	54"	60"	66"	78"
30"	24"	48"	54"	60"	66"	72"	84"
36"	30"	54"	60"	66"	72"	78"	90"
42"	36"	60"	66"	72"	78"	84"	96"
48"	42"	66"	72"	78"	84"	90"	102"
60"	54"	78"	84"	90"	96"	102"	114"

E. Routing Electrical: Spanning a Tower

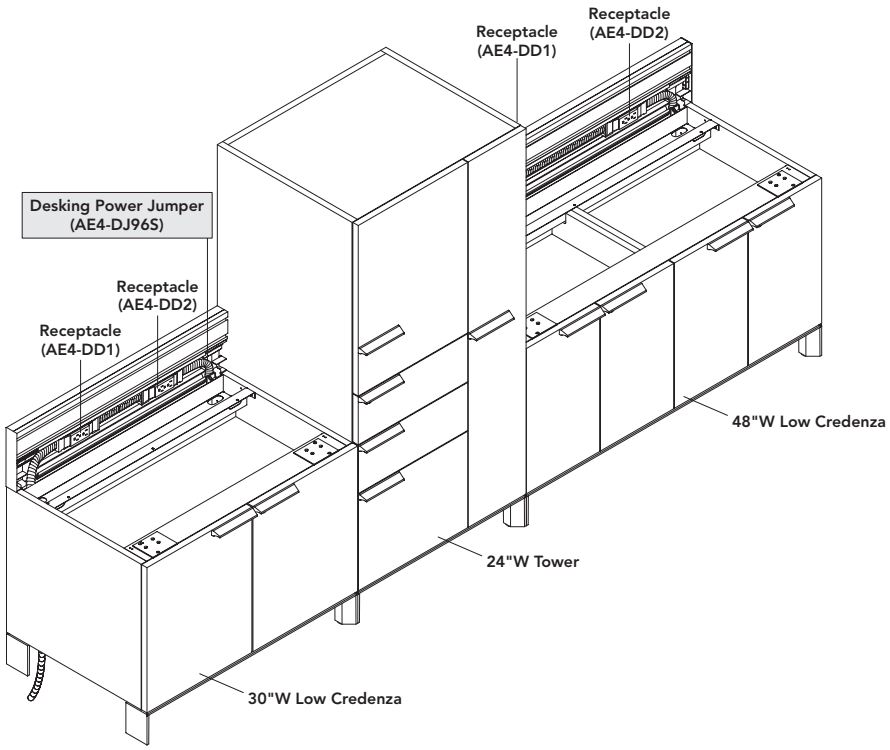

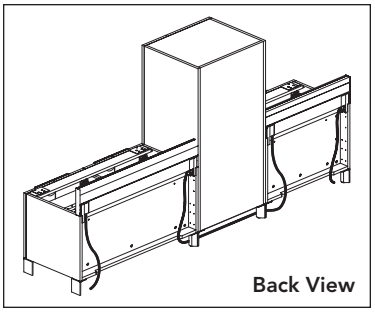

Jumper = 6" + 84" + 6" = 96"
AE4-DJ96S

F. Routing Electrical: Spanning a Tower with an Open Position For Data

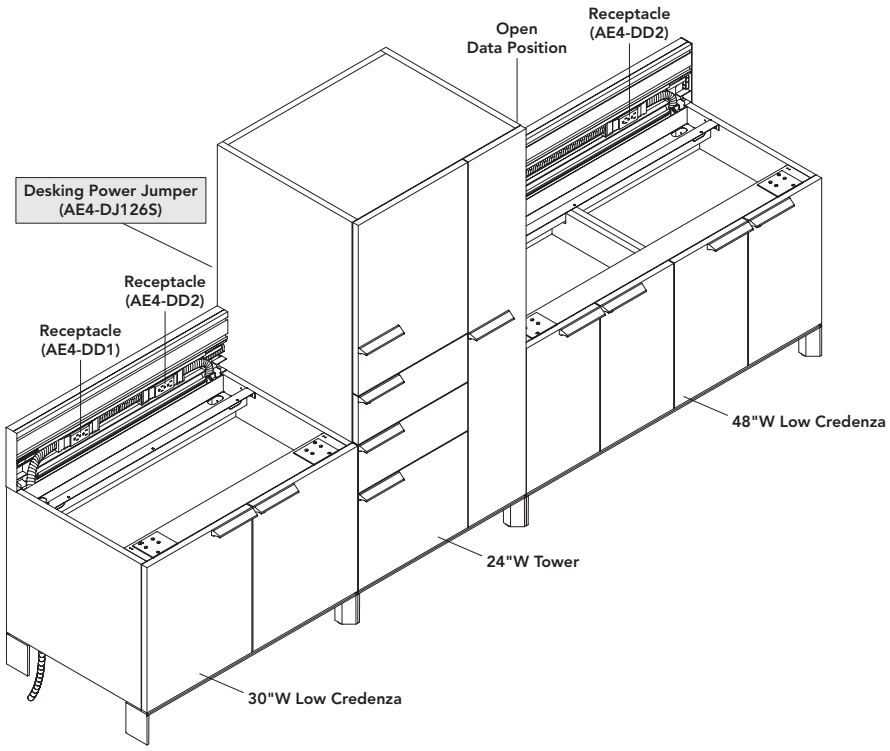

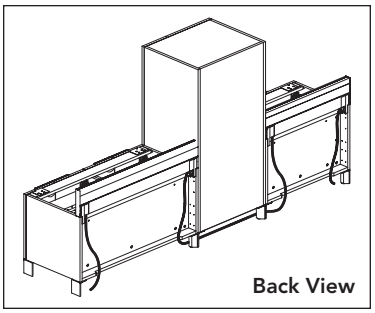

Credenza* Width	Jumper Size	Jumper Model
24"	102"	AE4-DJ102S
30"	108"	AE4-DJ108S
36"	114"	AE4-DJ114S
42"	120"	AE4-DJ120S
48"	126"	AE4-DJ126S
60"	136"	AE4-DJ136S

*Credenza with open data position

Wood Storage

An electrified credenza rail has a cavity capable of holding 8 .25" dia. cables at 60% fill ratio (28 wires if no electrical is used in the rail).

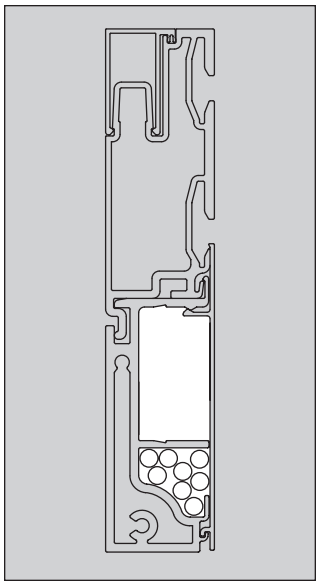

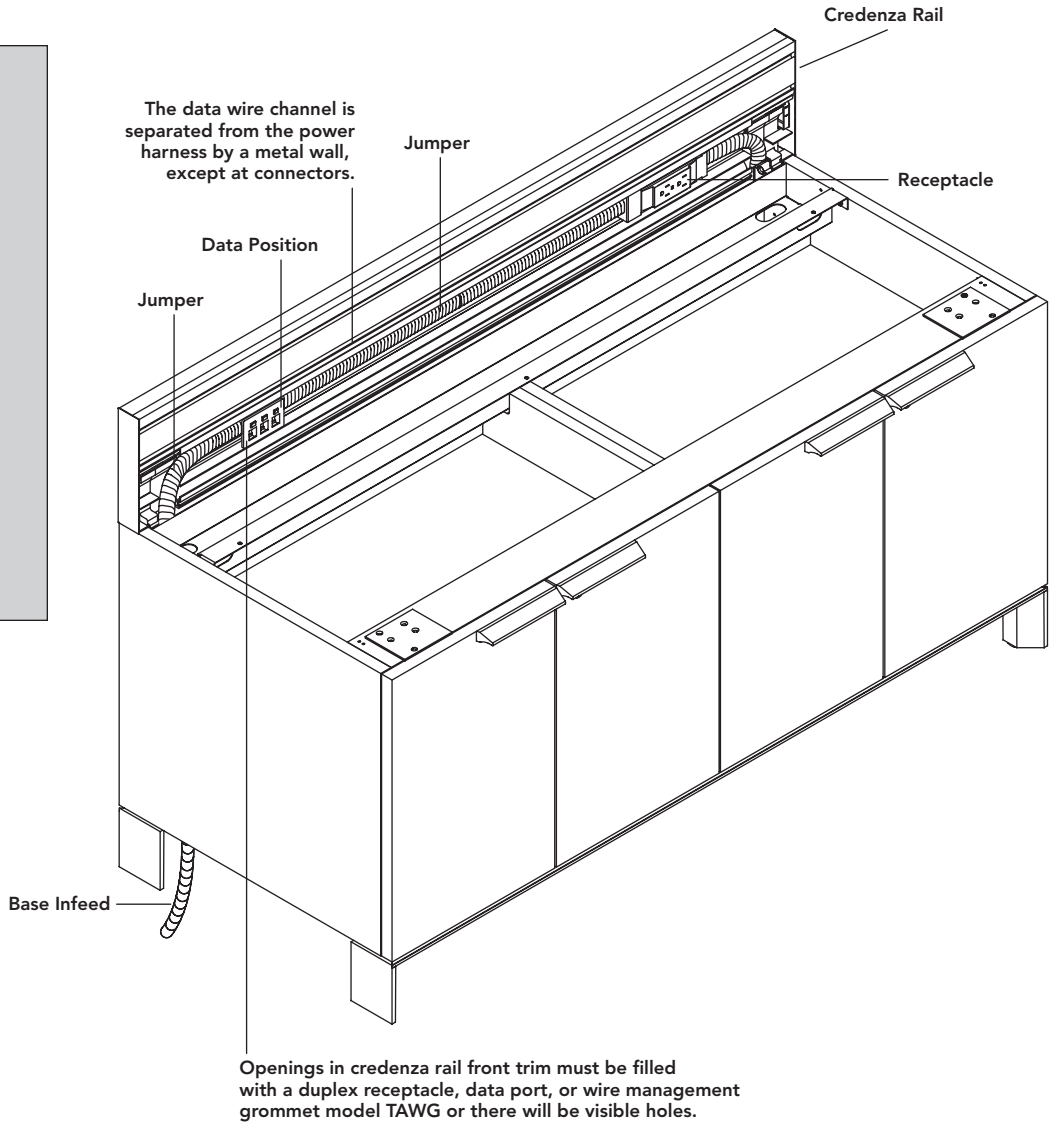

AMP data faceplates (models ATADF3 and ATADF4) and a jack (model ATADJ5) can also be used. An AMP data port extender is needed to install the data faceplate and jack in the credenza rail. The following data port extenders can be ordered from AMP: 1933468-1 (Black), 1993468-2 (Light Almond), and 1933468-4 (Nema Gray).

4-Wire Electrical Components for Stride Credenzas

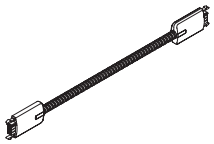

Desking Power Jumpers (page 266)
- UL-listed 4-wire electrical system.
- Ability to conceal power and data receptacles below primary worksurface.
- PVC-free electrical components available.
- Mounting brackets included.
- Cannot reverse direction within credenza rail.
- Length of 4-wire jumper needs to match distance between receptacles as there is not room to loop additional cable.

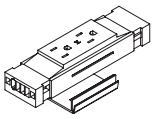

Duplex Receptacles (page 266)
- 4-wire receptacles are ordered separately for circuit 1 or 2 and are only available in ES Silver.
- 4-wire Infeed cable or jumper plug directly into each end of a 4-wire duplex receptacle.
- 4-wire receptacle adds 6" to length of electrical run.

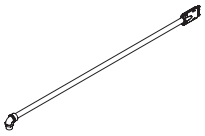

Base Electrical Infeed Cable (page 266)
- Feed in from floor.
- UL183 listed to be exposed.
- 4-wire infeed can enter from the end of a credenza rail only.
- Credenzas ship with clips under the case for holding infeed off the floor.
- Select quantity of infeed cables depending on individual power requirements.



Worksurface Power/Data Module (page 266)
- Provides easy access to technology at primary worksurface.
- Mounts to edge of a worksurface and requires ⅜" gap. Consider whether ⅜" gap will work with layout.
- Must be mounted at time of initial worksurface installation if mounting between a worksurface and a panel. Maintaining a ⅜" gap may not be possible with worksurfaces that are panel wrapped.

Wood Storage

Configurations
Towers are available in three heights: 42½", 50", and 65"H. Configurations include box/box/file, file/file, file with project drawer. 50" and 65"H towers are available with side access and Landscape™ surface sidelight.

Combination File
Combination files are 65"H and are available either 18"D or 24"D. They can either be specified with a 2 drawer lateral or lateral with a project drawer.

Aesthetic Alignment
Drawer configuration matches across Stride painted wood storage offering and tower heights align with Stride panel segmentation. Towers feature a bottom aesthetic trim piece that provides protection for the bottom edge for the tower.

Painted Wood Construction
¾" thick powder-coated medium density fiberboard with concealed fastener construction.

Footed Base
All towers have a metal footed base with concealed leveling glides. Feet on wood storage match style of Stride footed panels.

Four Hex-head Leveling Glides
The hex-head design of the stem allows leveling to be done even when the tower is fully loaded. Range is 1⅛".

Linear Pull Style
Elegant asymmetric pull style matches across wood storage offering.

Suspension
Heavy-duty ball bearing slides.

European Hinges
Wardrobe and cabinet door both feature European-style hinged door.

Filing
File drawers can accommodate front-to-back letter filing.

Shelves
Shelves in the cabinet door are adjustable in 2" increments. Shelves in side-access towers are fixed.

Wardrobe Door
All 24"W towers have wardrobe doors. 24"D with a coat rod; 18"D with a coat hook.

Lock Cores
Towers can be shipped with lock cores removed; cores can then be installed after towers are placed. Core removable lock feature allows key numbers to be easily changed in the field. It also facilitates installation.



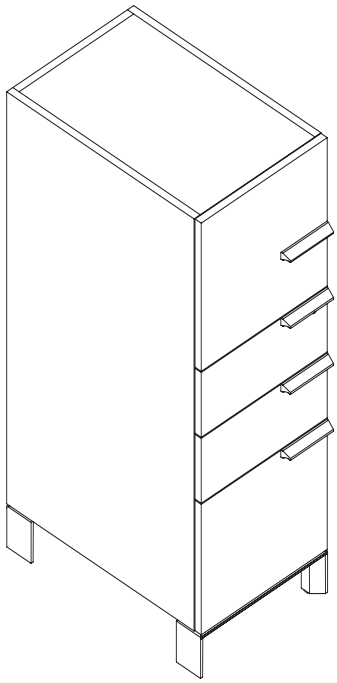

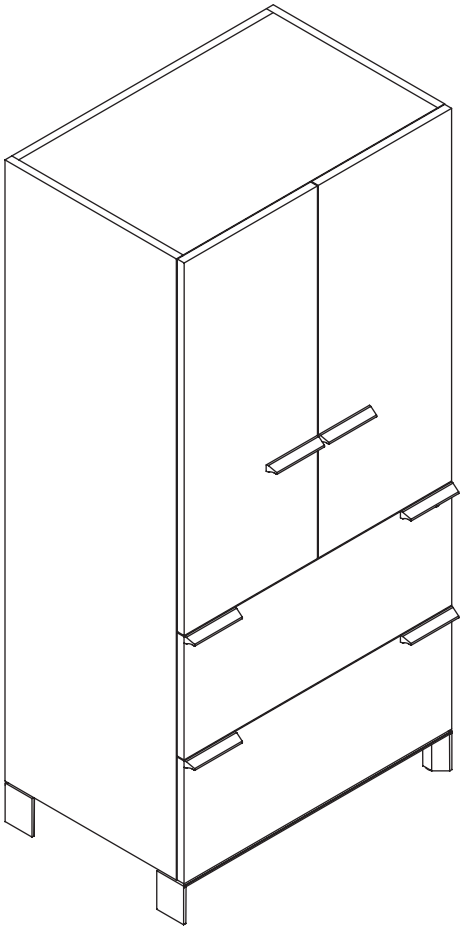

Painted Wood Towers and Combination File Accessories

Worksurface Supports
Tower has pre-drilled pilot holes on pull side of cabinet to accommodate addition of the "L" tower bracket.

"L" Tower Bracket - An "L" tower bracket can be ordered separately and fitted to any tower to support worksurfaces at 29½"H.

15⅝"W Tower
and "L" Tower Bracket

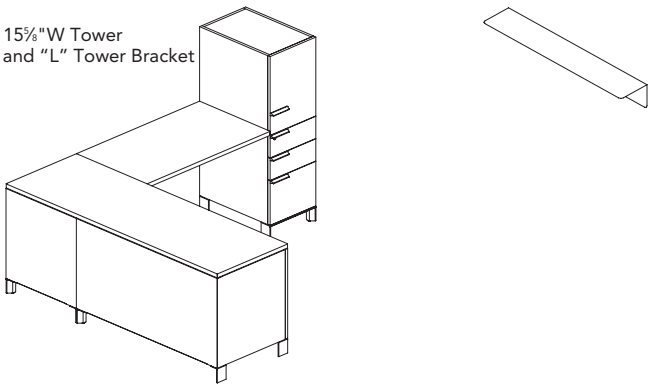

"L" Tower Bracket (page 267)

- Used to support a worksurface at 29½"H.
- Attaches using pre-drilled holes inside the tower.
- Can be attached to 18"D or 24"D towers.
- When using the "L" tower bracket, the depth of the worksurface and tower should be equal.
  18"D worksurface — 18"D tower
  24"D worksurface — 24"D tower
- "L" tower bracket is for use with laminate and painted wood storage only.

Wood Storage

Overhead storage components maximize the use of space in the workstation and also provide convenient access to binders, reference materials, software packages, and miscellaneous supplies. There are three options available in laminate and painted wood: overhead, overhead with nitch, and shelf with nitch.

Overhead cabinets are available with hinged or sliding doors. Overhead cabinets with nitch are available as open, or with hinged or sliding doors. Door fronts on overhead storage are available in painted wood.

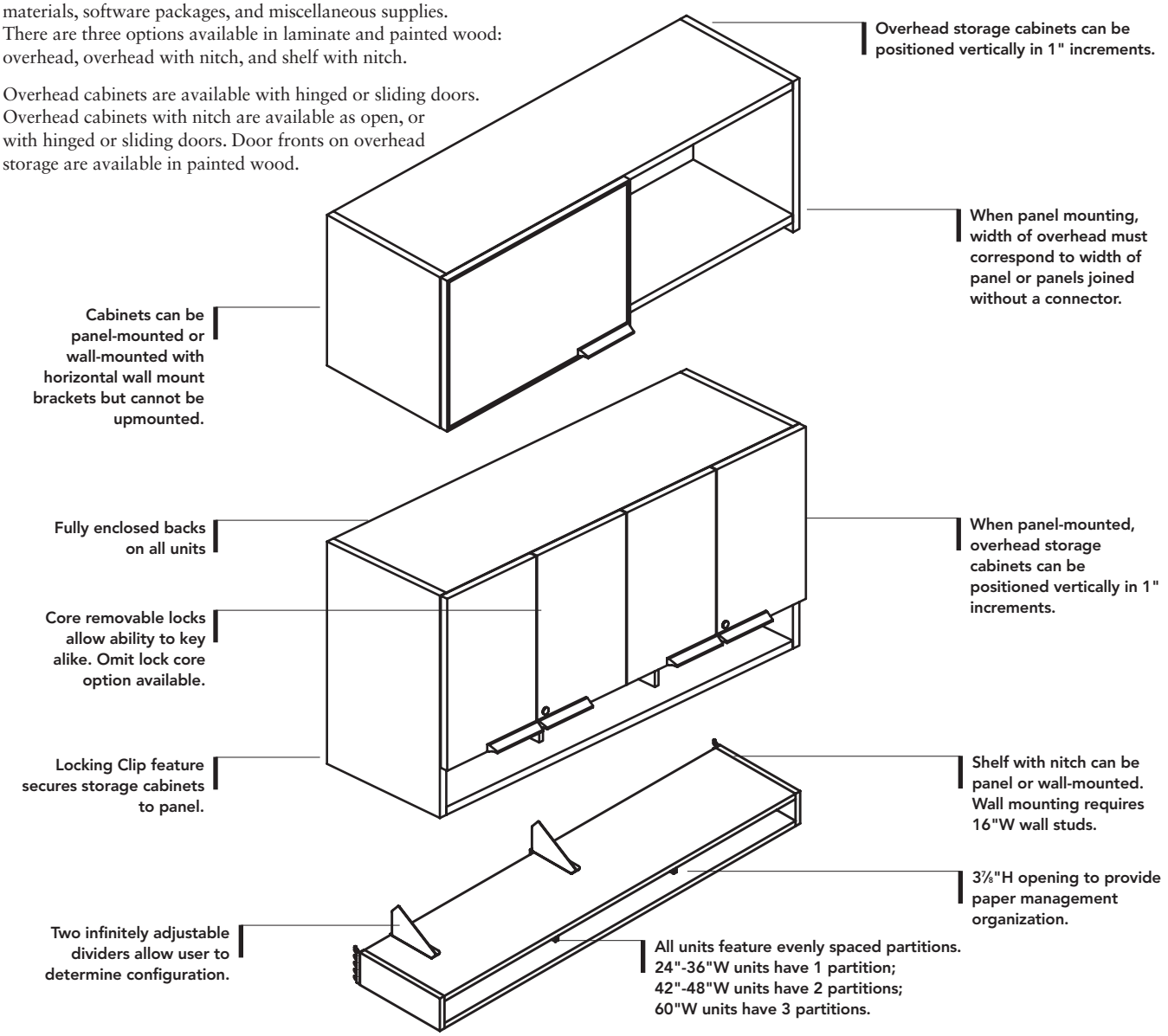

Product Dimensions

Overhead Storage Cabinet	
Width	24", 30", 36", 42", 48", 60"
Inside width	22⅜", 28⅜", 34⅜", 40⅜", 46⅜", 58⅜"
Depth	14"
Inside depth	11¾"
Height	15"
Inside height	13½"

Shelf with Nitch	
Width	24", 30", 36", 42", 48", 60"
Inside width	22⅜", 28⅜", 34⅜", 40⅜", 46⅜", 58⅜"
Depth	14"
Inside depth	11¾"
Height	4⅝"
Inside height	3⅞"

Overhead Storage Cabinet with Nitch	
Width	24", 30", 36", 42", 48", 60"
Inside width	22⅜", 28⅜", 34⅜", 40⅜", 46⅜", 58⅜"
Depth	14"
Inside depth	11¾"
Height	19⅝"
Inside height	13½"
Cabinet Inside height	13⅞"
Nitch Inside height	3⅞"

LED undercabinet light can be mounted beneath laminate or painted wood overhead cabinets for a low profile lighting option. (Do not use recessed tasklights with painted wood storage.)

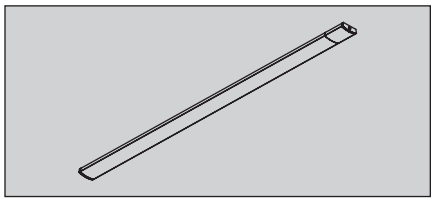

Cord retainer clips fasten into panel slots to anchor power cords. Available in black only. Three clips ship with each LED undercabinet light.

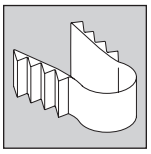

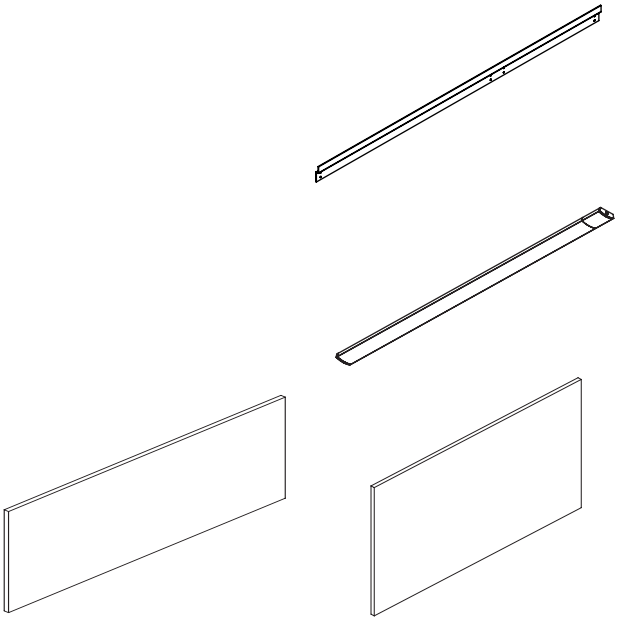

Horizontal Wall-Mount Brackets (page 268)
- Use to attach an overhead directly to wall.
- Attachment hardware not included.

Undercabinet LED Light (page 268)
- Low profile energy-efficient LED tasklight for use with overhead storage cabinets.
- 15W power supply (0.125 amp).
- 3500K color temperature.
- 95 footcandles at 18".
- Magnetic or screw-mount option — attachment hardware included.
- Power drive is attached to plug: allow 1⅞"D space at outlet.
- Includes 3 cord retainer clips.
- For daisy chain capabilities and additional information see page 392.

Tackboards (page 268)
- 15"H tackboards are designed to work with overheads with nitch.
- 20"H tackboards are designed to work with overheads without nitch.
- Wall-mounted tackboards come with brackets to mount to wall. Does not require wall track.

Wood Storage

Stride® — Working with Horizontal Storage

GSA Reference Page

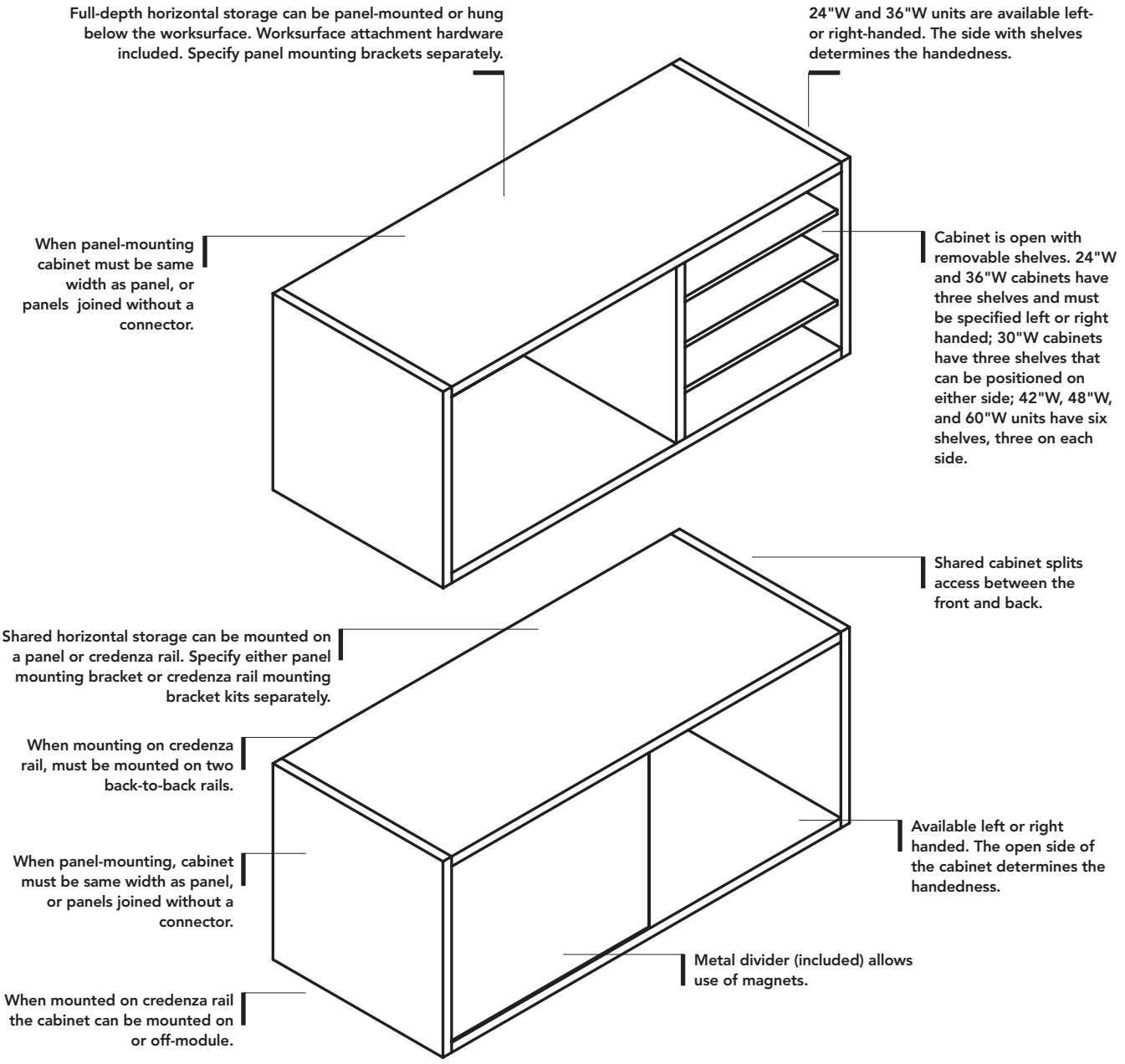

Product Dimensions

Full Depth Horizontal Storage Cabinet	
Width	24", 30", 36", 42", 48", 60"
Inside width	22⅜", 28⅜", 34⅜", 40⅜", 46⅜", 58⅜"
Depth	15"
Inside depth	12½"
Height	15"
Inside height	13½"

Shared Horizontal Storage Cabinet	
Width	30", 36", 42", 48", 60"
Inside width	13¾", 16¾", 19¾", 22¾", 28¾" (per user side)
Depth	15"
Inside depth	13½"
Height	15"
Inside height	13½"

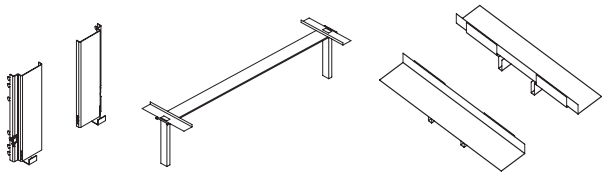

GSA Reference Page

Horizontal Storage Mounting Kits (page 269)

- Unique mounting kits for: full depth horizontal, shared horizontal based on panel width, and credenza rail mount

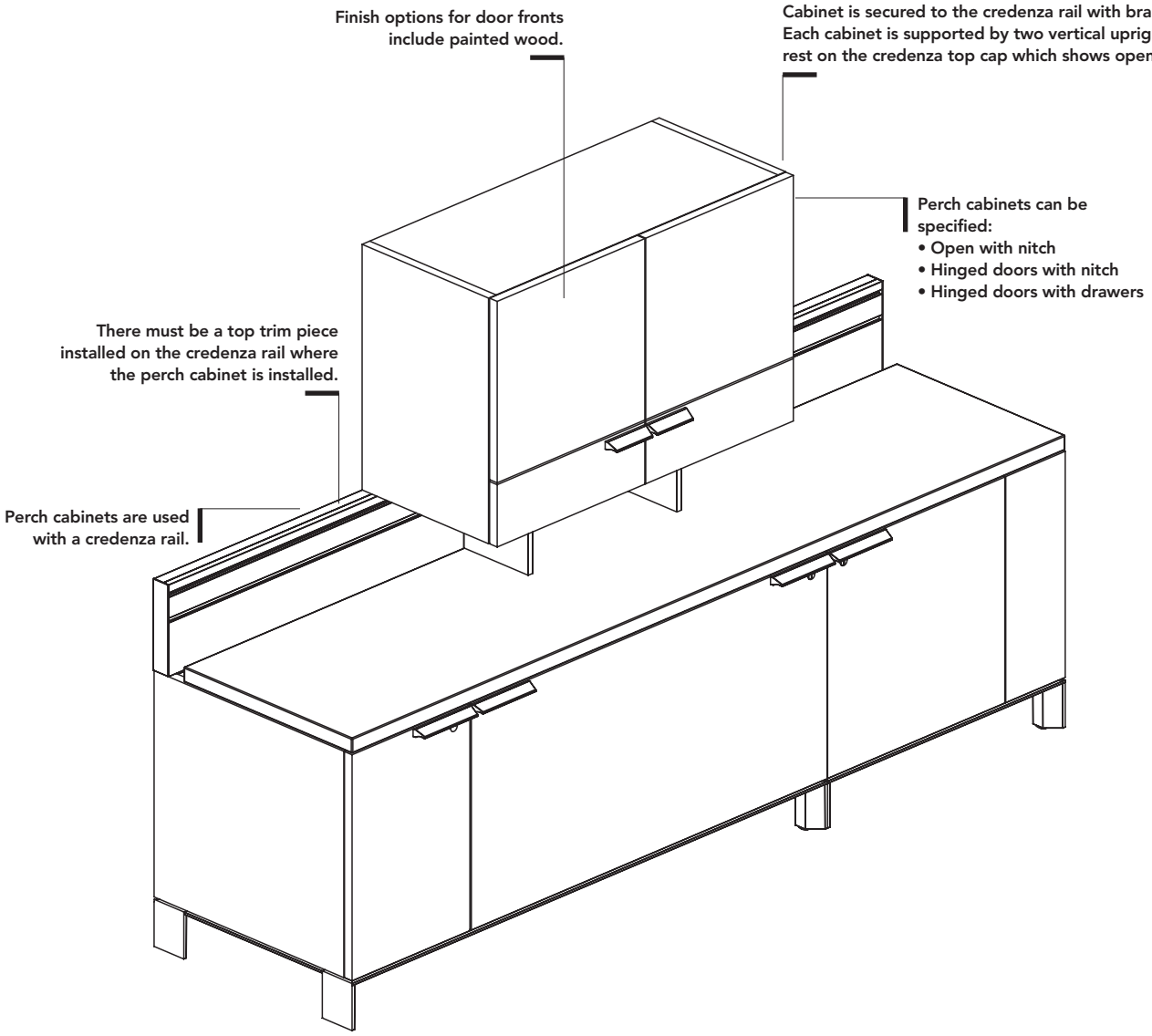

Product Dimensions

Perch Cabinet	Perch Cabinet with Nitch	Perch Cabinet with Drawers
Width 30"	**Width** 30"	**Width** 30"
Inside width 28½"	**Inside width** 28½"	**Inside width** 28½"
Depth 14"	**Depth** 14"	**Depth** 14"
Inside depth 12"	**Inside depth** 12"	**Inside depth** 12"
Height 19½"	**Height** 19½"	**Height** 19½"
Inside height 17⅞"	**Cabinet inside height** 13¼"	**Cabinet inside height** 13¼"
	Nitch inside height 3⅞"	**Drawer inside height** 3"
	Nitch inside width 14" (each side)	**Drawer inside width** 11⅛"

Wood Storage

For specification information see pages 241-247. (See pages 407-408 for COM pricing on fabric Grades 9-22.)

GSA SIN 33721

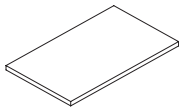

Description	Model	List Price Grade 1	Grade 2	Grade 3	Grade 4	Grade 5	Grade 6	Grade 7	Grade 8	Grade L1	Grade L2
Ped/Credenza Cushions — 18"D											
15⅝"W	K5CT1815SC	$ 346	$ 375	$ 403	$ 432	$ 470	$ 508	$ 546	$ 583	$ 563	$ 718
18"W	K5CT1818SC	$ 368	$ 397	$ 425	$ 454	$ 492	$ 530	$ 568	$ 605	$ 585	$ 740
24"W	K5CT1824SC	$ 396	$ 425	$ 453	$ 482	$ 520	$ 558	$ 596	$ 633	$ 613	$ 768
30"W	K5CT1830SC	$ 427	$ 456	$ 484	$ 513	$ 551	$ 589	$ 627	$ 664	$ 644	$ 799
36"W	K5CT1836SC	$ 481	$ 510	$ 538	$ 567	$ 605	$ 643	$ 681	$ 718	$ 698	$ 853
42"W	K5CT1842SC	$ 479	$ 508	$ 536	$ 565	$ 603	$ 641	$ 679	$ 716	$ 696	$ 851
48"W	K5CT1848SC	$ 496	$ 525	$ 553	$ 582	$ 620	$ 658	$ 696	$ 733	$ 713	$ 868

COM Yardage: 0.7 yards, 15⅝"W and 18"W yield one cushion. COL 3.5 sq.ft. 15⅝"W and 18"W; 7 sq.ft. others. No vinyls.

How to specify —

Select the Model Number from above.

1st Option:

Seat Cushion Upholstery:

Specify Seating upholstery.

Example: **K5CT1815SC.BOX14**

S Shippable by small-package carrier.

Wood Storage

For specification information see pages 248-249.

GSA SIN 33721

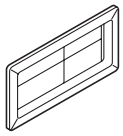

Description	Model	List Price
Wireway Grommet		
Pack of 6 (Black only)	TAWG S	$ 181

How to specify —

Select the Model Number from above.

1st Option:

Color:

E4 Black

Z _____ . E 4

Examples: **TAWG.E4**

S *Shippable by small-package carrier.*

Wood Storage

Stride® — 4-Wire Electrical Components

For specification information see pages 250-256.

GSA SIN 33721

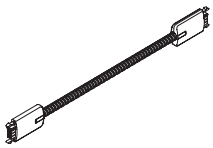

Description	Model	List Price
Desking Power Jumpers, 4-wire, Two-circuit		
0"W Desking Power Jumper	**AE4-DJ0S** S	$ 63
6"W Desking Power Jumper	**AE4-DJ6S** S	$ 114
12"W Desking Power Jumper	**AE4-DJ12S** S	$ 128
18"W Desking Power Jumper	**AE4-DJ18S** S	$ 139
24"W Desking Power Jumper	**AE4-DJ24S** S	$ 155
30"W Desking Power Jumper	**AE4-DJ30S** S	$ 171
36"W Desking Power Jumper	**AE4-DJ36S** S	$ 183
42"W Desking Power Jumper	**AE4-DJ42S** S	$ 202
48"W Desking Power Jumper	**AE4-DJ48S** S	$ 218
54"W Desking Power Jumper	**AE4-DJ54S** S	$ 247
60"W Desking Power Jumper	**AE4-DJ60S** S	$ 263
66"W Desking Power Jumper	**AE4-DJ66S** S	$ 280
72"W Desking Power Jumper	**AE4-DJ72S** S	$ 290
78"W Desking Power Jumper	**AE4-DJ78S** S	$ 307
84"W Desking Power Jumper	**AE4-DJ84S** S	$ 320
90"W Desking Power Jumper	**AE4-DJ90S** S	$ 334
96"W Desking Power Jumper	**AE4-DJ96S** S	$ 346
102"W Desking Power Jumper	**AE4-DJ102S** S	$ 366
108"W Desking Power Jumper	**AE4-DJ108S** S	$ 375
114"W Desking Power Jumper	**AE4-DJ114S** S	$ 385
126"W Desking Power Jumper	**AE4-DJ126S** S	$ 415
132"W Desking Power Jumper	**AE4-DJ132S** S	$ 425
138"W Desking Power Jumper	**AE4-DJ138S** S	$ 433
144"W Desking Power Jumper	**AE4-DJ144S** S	$ 444

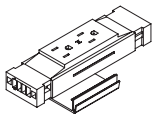

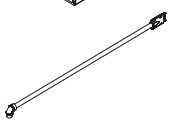

Duplex Receptacles, 4-wire — with mounting bracket (ES Silver only)		
Circuit 1	**AE4-DD1** S	$ 121
Circuit 2	**AE4-DD2** S	$ 121
Base Electrical, 4-wire Infeed Cable (Black only)		
72" Sealtight Cable	**AE4-PS72** S	$ 334
144" Sealtight Cable	**AE4-PS144** S	$ 489



Worksurface Power/Data Module (PR6 Silver only)		
2 Simplex receptacles, 1 data position	**A870302** S	$ 383

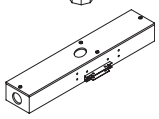

Hardwire, 4-wire Infeed (New York Code)		
	AE4-HW S	$ 438

How to specify —	*1st Option:*	*1st Option:*	*1st Option:*
Select the Model Number from above.	**Color:** **P** Black	**Duplex Receptacle Color:** **ES** Silver	**Worksurface Power/Data Module Color:** **PR6** Silver
_____ . P		E S	P R 6

Examples: **AE4-DJ66S.P** **AE4-PS72.P** **AE4-DD2.ES** **A870302.PR6** S *Shippable by small-package carrier.*

Wood Storage

For specification information see pages 257-258.

GSA SIN 33721

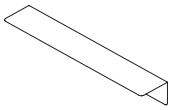

Description	Model		P1 Paint List Price	P2 Paint List Price	P3 Paint List Price
"L" Tower Bracket — for Painted Wood Towers					
"L" Tower Bracket for 18"D or 24"D	**Z6LB**	S	$ 79	$ 98	$ 113

How to specify —

Select the Model Number from above.

1st Option:

Paint Color:

P1 P2 P3

Z | | | | | | . P | | |

Examples: **Z6LB.PJW**

S *Shippable by small-package carrier.*

Wood Storage

For specification information see pages 259-260. (See page 407 for COM pricing on fabric Grades G-J.)

GSA SIN 33721

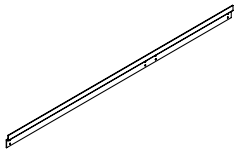

Description	Model	List Price
Horizontal Wall-Mount Brackets — for use with Painted Wood Overhead Cabinets		
24"W	YWC24Z	$ 118
30"W	YWC30Z	$ 136
36"W	YWC36Z	$ 148
42"W	YWC42Z	$ 167
48"W	YWC48Z	$ 183
60"W	YWC60Z	$ 225



Description	Model	List Price
Undercabinet LED Lights (white end caps)		
17" Undercabinet LED Tasklight	ALED17U S	$ 1014
31" Undercabinet LED Tasklight	ALED31U S	$ 1522

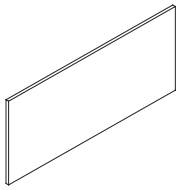

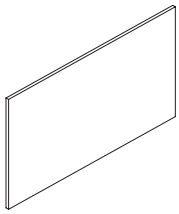

Description	Model	List Price					
		Grade A	Grade B	Grade C	Grade D	Grade E	Grade F
15"H Wall-Mounted Tackboards — for use with Overheads with Nitch							
30"W	ZWMTB1530 S	$ 923	$ 944	$ 965	$ 999	$ 1032	$ 1067
36"W	ZWMTB1536 S	$ 934	$ 960	$ 984	$ 1025	$ 1066	$ 1107
42"W	ZWMTB1542 S	$ 952	$ 981	$ 1010	$ 1058	$ 1106	$ 1154
48"W	ZWMTB1548 S	$ 966	$ 999	$ 1032	$ 1087	$ 1142	$ 1196
60"W	ZWMTB1560 S	$ 989	$ 1031	$ 1071	$ 1140	$ 1209	$ 1277
20"H Wall-Mounted Tackboards — for use with Overheads without Nitch							
24"W	ZWMTB2024 S	$ 953	$ 975	$ 997	$ 1034	$ 1070	$ 1107
30"W	ZWMTB2030 S	$ 968	$ 996	$ 1023	$ 1069	$ 1115	$ 1160
36"W	ZWMTB2036 S	$ 979	$ 1012	$ 1045	$ 1100	$ 1155	$ 1209
42"W	ZWMTB2042 S	$ 999	$ 1038	$ 1076	$ 1140	$ 1204	$ 1268
48"W	ZWMTB2048 S	$ 1005	$ 1049	$ 1093	$ 1166	$ 1239	$ 1312
60"W	ZWMTB2060 S	$ 1028	$ 1083	$ 1137	$ 1229	$ 1321	$ 1412

How to specify —

Select the Model Number from above.

1st Option:

Tackboard Fabric:

See page 13 for fabrics.

Examples: **YWC24Z ALED17U ZWMTB1530.COA901**

S *Shippable by small-package carrier.*

Wood Storage

For specification information see pages 261-262.

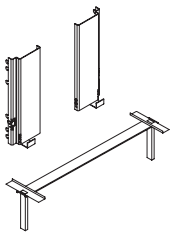

Description	Model	List Price
Full Depth Horizontal Storage Mounting Kit		
Panel Mounting Kit	**ZHFPMK** S	$ 189
Shared Horizontal Storage Mounting Kits		
30"W Panel Mounting Kit	**ZHSPMK30** S	$ 240
36"W Panel Mounting Kit	**ZHSPMK36** S	$ 256
42"W Panel Mounting Kit	**ZHSPMK42** (shown) S	$ 266
48"W Panel Mounting Kit	**ZHSPMK48** S	$ 283
60"W Panel Mounting Kit	**ZHSPMK60** S	$ 295

How to specify —	*1st Option:*	*1st Option:*	*2nd Option:*
Select the Model Number from above.	**Paint Color for Mounting Kits** *(if applicable)*: P1 P2 P3 P2 add $21 P3 add $39	**Painted Wood Paint Color** *(if applicable)*: See page 136 for Painted Wood Finish.	**Metal Paint Color (for divider or shelves):** P1 P2 P3 P2 add $18 P3 add $33 **MKP** (add $82) Markerboard paint available on Shared Horizontal Storage (Grade 6)
Z _____ .	P ___	M 1 ___ .	___

Examples: **ZHSPMK30.P4J** **ZHFPMK.PJW**

S *Shippable by small-package carrier.*

Benching Storage

For specification information see page 263.

GSA SIN 33721

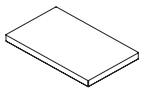

Description	Model	List Price by Grade 1	2	3	4	5	6	7	8	9	10	11	12
Seat Cushion for Toy Box and Combination Storage													
15"D x 24"W	**K5CT1524SC** S	$ 397	$ 428	$ 460	$ 490	$ 532	$ 573	$ 613	$ 655	$ 696	$ 738	$ 779	$ 819
Seat Cushion for Mobile Pedestal													
18"D x 15"W	**K5CT1815SC** S	$ 346	$ 375	$ 403	$ 432	$ 470	$ 508	$ 546	$ 583	$ 621	$ 659	$ 697	$ 736

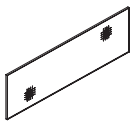

Description	Model	List Price Grade A	Grade B	Grade C	Grade D	Grade E	Grade F
Tackable Cantilever Storage Accessory							
for use with 42½"H Single-Sided Cantilever Unit	**ZS42SF** S	$ 488	$ 517	$ 545	$ 591	$ 638	$ 685
for use with 50"H Single-Sided Cantilever Unit	**ZS50SF**	$ 579	$ 623	$ 666	$ 738	$ 809	$ 881

How to specify —	*1st Option:*	*1st Option:*	*2nd Option:*
Select the Model Number from above.	**Upholstery for Seat Cushion:** See pages 17-18.1 of Seating Price List for upholsteries.	**Fabric for Cantilevered Storage Accessory:** See page 9 of Desking and Benching Price List for fabrics.	**Trim Paint for Cantilevered Storage Accessory:** P1 P2 P3 See page 186 of Desking and Benching Price List for finishes.
_____ .	_____ .	_____ .	P _____

Examples: **K5CT1524SC** **ZS50SF.EXG903.P27**

S *Shippable by small-package carrier.*

Metal Overheads

Stride® — Working with Overhead Storage and Shelves

GSA Reference Page

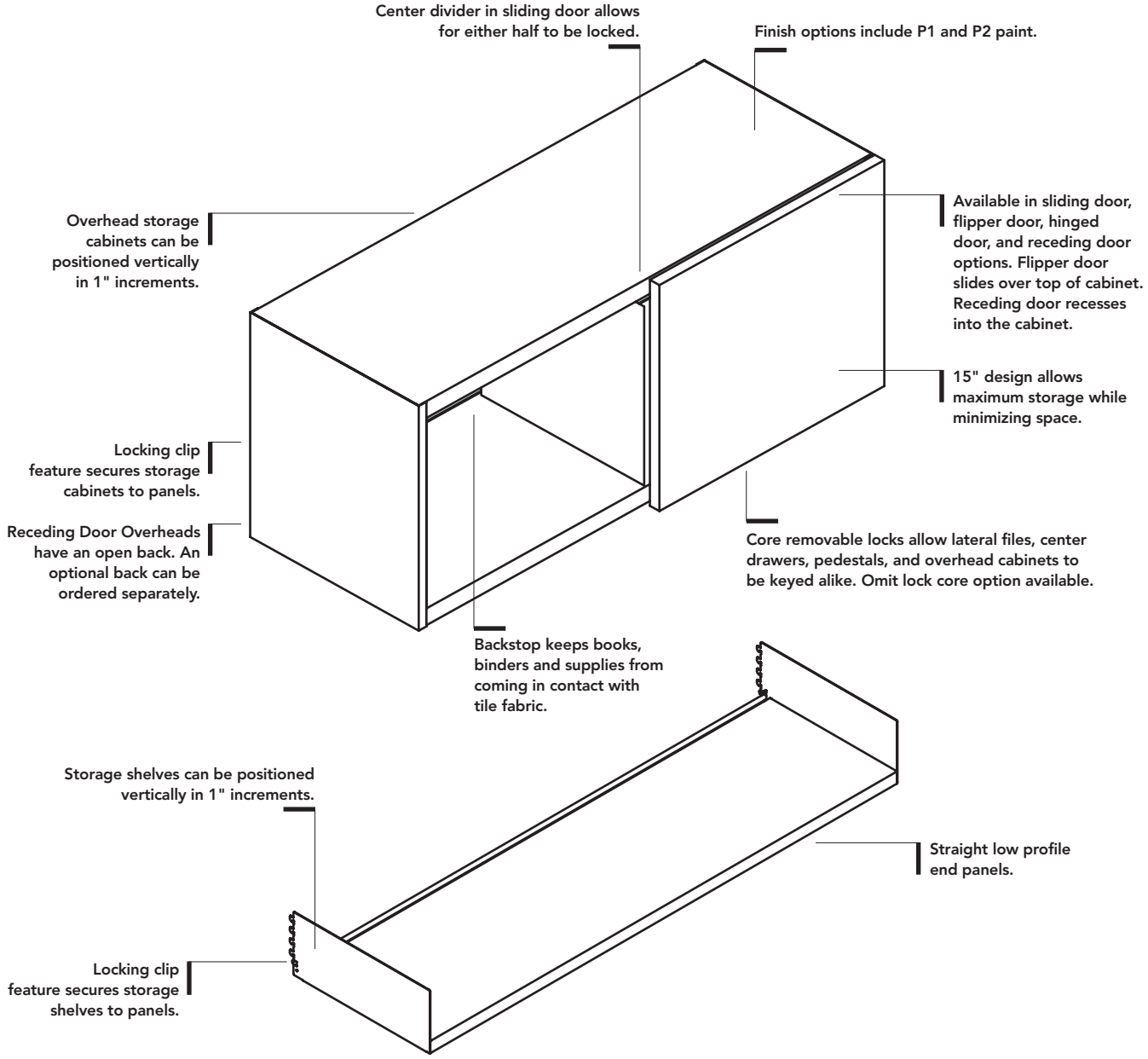

Product dimensions

Overhead Storage Cabinet	
Width	24", 30", 36", 42", 48", 60"
Inside width	Flipper or 24" -36"W Hinged door — ⅜" less than width 42"-48"W Hinged or Sliding door — two compartments that are half of ⅜" less than width
Depth	14¼" RTA models 12"
Inside depth	12⅞" Receding door 12⅛" RTA models 11⅝"
Height	15"
Inside height	12¾" Receding door 11⅝" RTA models 12¾"
Open Shelf	
Width	24", 30", 36", 42", 48", 60"
Depth	12⅞" RTA models 11½"
Height	4⅝" RTA models 5⅜"

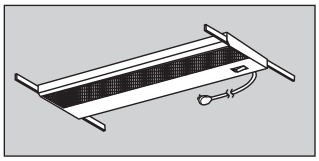

Recessed task lights can be mounted beneath storage shelves and overhead storage cabinets. Additional panel hung and freestanding lighting options are available.
Note: Do not use with laminate or painted wood storage.

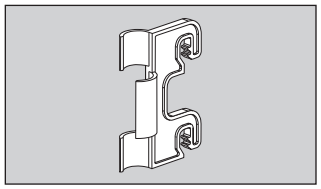

Cord retainer clips fasten into panel slots to anchor power cords. Available in black only. Clips are provided with under-shelf mounted task lights. Additional clips can be purchased separately.

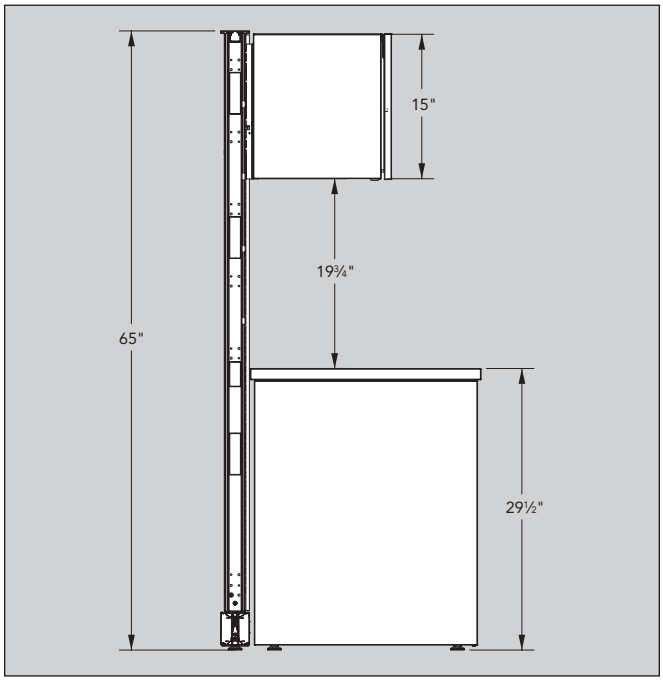

Overhead storage cabinets and open storage shelves can be mounted on Stride structural and stacking panels to a maximum height of 80". When mounting an overhead on a 57½"H base panel frame, select the option for Z57 bracket. For all other base panel frame and base panel frames with stacking frames the YZ bracket should be selected. Base panel frames with stacking frames that have an overall height of 57½" also use the YZ bracket.

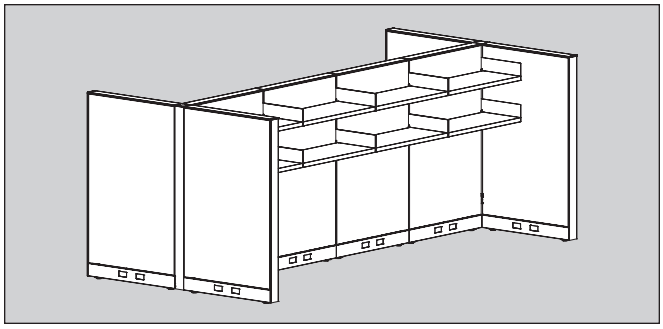

In a panel run, only two overhead storage cabinets or open storage shelves are recommended per panel side. Do not suspend more than one overhead storage unit per side from panels in a panel run which is mounted, at one or both ends, with an off-module connector kit.

When overhead storage units are suspended from stacking frames, the following guidelines should be adhered to:

- Stacking frames should be added to all the parent run panels, and to each return-panel run.
- Stacking panels added to return panel must match the parent run configuration.
- A maximum of two overhead storage units should be suspended from each side of stacking frames on any given panel.

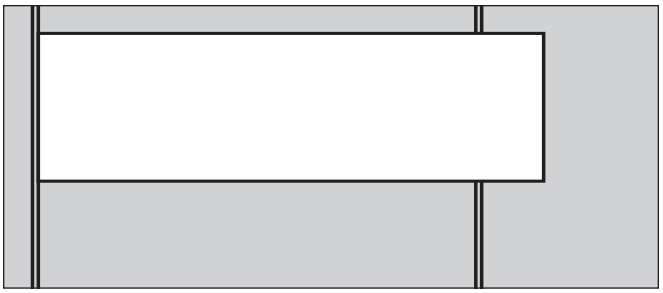

Metal Overhead Cabinets can be mounted on a panel equal to or up to 18" narrower than cabinet using provided panel attachment brackets. Overhead cabinets can also be mounted on panels wider than the overhead cabinet when using off-module kit **Z2NM**. One side of overhead must be held on module.

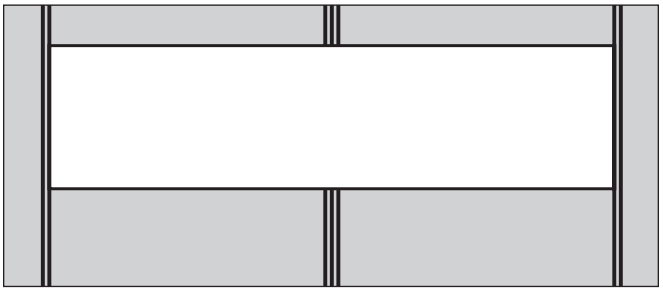

Storage shelf, receding door overhead, RTA overhead, and RTA shelf width must correspond with width of panel(s). It is possible to span two panels when combined panel width equals cabinet or shelf width.

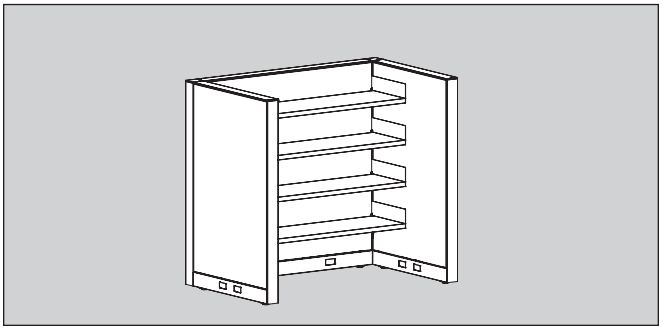

Up to 5 units can be hung on structural frames when run is supported with return panels on each side of storage shelves or overhead storage cabinets.

Metal Overheads

GSA Reference Page

Overhead Storage Cabinets

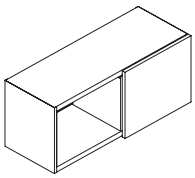

Metal Case with Single Sliding Door

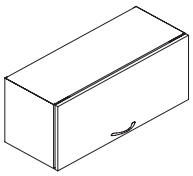

Metal Case with Metal Flipper Door

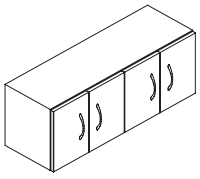

Metal Case with Metal Hinged Doors

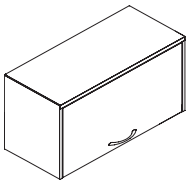

Metal Case with Metal Receding Door

Open Shelf

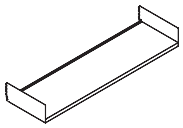

WEIGHT LIMITS

15"H Sliding, Hinged, and Flipper Door Overheads

24"W	59 lbs.
30"W	74 lbs.
36"W	90 lbs.
42"W	105 lbs.
48"W	121 lbs.
60"W	152 lbs.

Open Shelf

24"W	61 lbs.
30"W	77 lbs.
36"W	93 lbs.
42"W	108 lbs.
48"W	124 lbs.
60"W	155 lbs.

15"H Receding Door Overheads

30"W	70 lbs.
36"W	85 lbs.
42"W	100 lbs.
48"W	110 lbs.
60"W	138 lbs.

15"H Overhead Storage Cabinet (page 274)

- Steel cabinet with backstop. Cabinets are 14¼"D x 15"H.
- Available with sliding, hinged, or flipper door(s).
- Easy-Assist flipper door optional — requires minimal assistance in opening and closing. Not available on 60"W cabinets, specify 2–30"W flipper door cabinets with Easy-Assist.
- Self-engaging safety latch to secure cabinet to panel.
- Arch or Square pull optional on flipper and hinged doors.
- 60"W flipper cabinet has 2–30"W doors with 2 independent locks.
- 24"-36"W hinged door cabinets have 1 lock and 2 optional pulls, 42"-48"W have 2 locks and 4 optional pulls.
- Accommodates recessed task lighting — ordered separately.
- For locking specifications, see pages 402-404.
- 15"H cabinets can be mounted on a panel equal or up to 18" narrower than the cabinet using provided panel attachment brackets.
- Sliding doors have a built in pull.
- When mounting an overhead on a 57½"H base panel frame, select the option for Z57 bracket. For all other base panel frame and base panel frames with stacking frames the YZ bracket should be selected. Base panel frames with stacking frames that have an overall height of 57½"H also use the YZ bracket.

Open Shelf (page 275)

- Metal shelf with back stop. Locking clips (2) standard.
- Will accommodate recessed task lighting —ordered separately.
- Width can correspond with width of panel, or 2 panels joined without a connector.

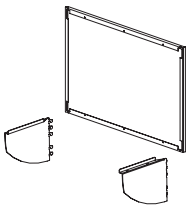

Upmount Kits for Assembled Overhead Cabinets (page 274)

- Consists of two upmount brackets, full back panel and required installation hardware.
- Allows mounting of an assembled cabinet up to 15" above height of panel. Cannot be used with RTA models.
- Specify "Z2" prefix model number upmount kits with 15"H, 30"H, 35"H, 50"H, or 65"H frames; and "Z4" prefix model numbers for use with 22½"H, 42½"H, or 57½"H frames.
- Brackets require a clearance of 6" below bottom of overhead cabinet.
- Width must correspond with width of panel frame or 2 panel frames joined directly in-line.
- Full back panel adds ½" to depth of overhead case.
- Full back panel only used when upmounting cabinet.

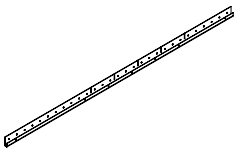

Horizontal Wall Track (page 274)

- Allows mounting overheads on permanent wall structures ONLY.
- Cannot be used with RTA models.
- Track is 60"W and notched at 6" intervals as a guide for field cutting.
- Field modification necessary for use with sliding door overhead.
- Available in black only. Attachment hardware not included.

15"H Receding Door Overhead (page 275)

- Steel cabinet with open back. Optional back ordered separately.
- Arch or Square pull optional.
- 60"W cabinet has 2 30"W doors with 2 independent locks.
- Accommodates recessed task lighting — ordered separately.
- For locking specification, see pages 402-404.
- Cabinets are 13¼"D x 15"H. When door is recessed, interior dimensions are 12⅛"D x 11⅛"H.

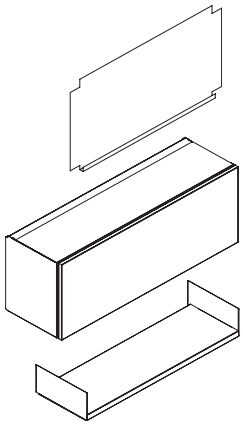

Receding Door Overhead Back (page 275)

- Optional, order width to match receding door overhead.

Ready to Assemble (RTA) Flipper Door Overhead (page 275)

- Steel cabinet with open back.
- 60"W and 72"W cabinets have 2 doors with independent locks.
- Accommodates recessed task lighting — ordered separately.
- Random keying, for locking specifications see pages 402-404.
- Cabinets are 12"D x 15"H. Interior dimensions 11⅝"D x 12¾"H.

Ready to Assemble (RTA) Shelf (page 275)

- Metal shelf with locking clips.
- Accommodates recessed task lighting — ordered separately.

Metal Overheads & Shelves

For specification information see pages 271-273.

GSA SIN 33721

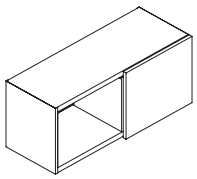

Description	Model	P1 Paint List Price	P2 Paint List Price	P3 Paint List Price
15"H x 14¼"D Sliding Single Door Overhead Cabinets				
24"W	**OH1524SD**	$ 1010	$ 1086	$ 1161
30"W	**OH1530SD**	$ 1033	$ 1109	$ 1184
36"W	**OH1536SD**	$ 1083	$ 1159	$ 1234
42 W	**OH1542SD**	$ 1132	$ 1208	$ 1283
48"W	**OH1548SD**	$ 1183	$ 1259	$ 1334
60"W	**OH1560SD**	$ 1562	$ 1638	$ 1713

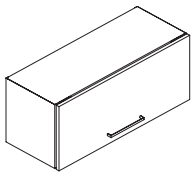

15"H x 14¼"D Flipper Door Overhead Cabinets				
24"W	**OH1524FD**	$ 1010	$ 1086	$ 1161
30"W	**OH1530FD**	$ 1033	$ 1109	$ 1184
36"W	**OH1536FD**	$ 1083	$ 1159	$ 1234
42 W	**OH1542FD**	$ 1132	$ 1208	$ 1283
48"W	**OH1548FD**	$ 1183	$ 1259	$ 1334
60"W	**OH1560FD**	$ 1562	$ 1638	$ 1713

Note: Add suffix **A** for arch pull or **S** for square pull to model number — add $41 per pull.
For "Easy-Assist" on 24"W-48"W change FD suffix to FE – add $233

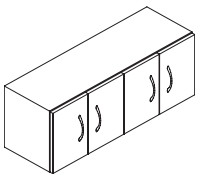

15"H x 141/4"D Hinged Door Overhead Cabinets				
24"W	**OH1524HD**	$ 1729	$ 1804	$ 1879
30"W	**OH1530HD**	$ 1807	$ 1882	$ 1957
36"W	**OH1536HD**	$ 1892	$ 1967	$ 2042
42 W	**OH1542HD**	$ 1972	$ 2047	$ 2122
48"W	**OH1548HD**	$ 2045	$ 2120	$ 2195

Note: Add suffix **A** for arch pull or **S** for square pull to model number — add $41 per pull.

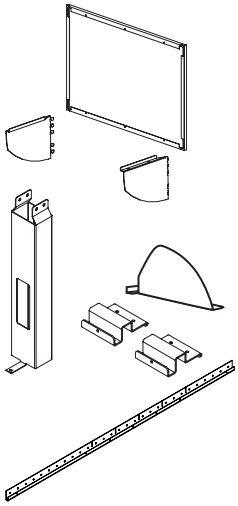

Upmount Kits for Overhead Cabinets —
Specify "Z4" prefix models with 22½"H, 42½"H, or 57½"H frames; "Z2" prefix for other heights.

24"W	**Z ⌴ UP24 S**	$ 261	$ 289	$ 314
30"W	**Z ⌴ UP30 S**	$ 273	$ 301	$ 326
36"W	**Z ⌴ UP36 S**	$ 281	$ 309	$ 334
42"W	**Z ⌴ UP42 S**	$ 296	$ 324	$ 349
48"W	**Z ⌴ UP48 S**	$ 310	$ 338	$ 363
60"W	**Z ⌴ UP60 S**	$ 332	$ 360	$ 385

Shelf Dividers

Package of 6	**T7DV S**	$ 134	$ 151	$ 162

Note: Not compatible with RTA models.

Off-Modular Overhead Bracket Kit

Mounting Kit	**Z2NM S**	$ 247	$ 275	$ 300

Horizontal Wall Track

60"W Track	**TWTH S**	$ 131	N/A	N/A

How to specify — Select the Model Number from above.	*1st Option:* **Pull** *(if applicable)*:	*2nd Option:* **System** *(if applicable)*:	*3rd Option:* **Paint:**	*4th Option:* **Pull Color** *(if applicable)*:	*5th Option:* **Lock Type:** *(if applicable)*:
	A Arch pull, add $41 per pull **S** Square pull, add $41 per pull	**YZ** Stride or Terrace (except 57"H) **Z57** Stride or Terrace 57"H	P1 P2 P3 See page 136 for finishes.	**Arch:** **E4** Black **EL** Matte Silver **Square:** **EL** Matte Silver	**STD** Standard — Random Keyed **OMT** Omit Lock Core (Deduct $20 per lock)
	.	.	P .	E .	

Examples: **OH1524FEA.YZ.P4J.E4.STD** **OH1548FDS.YZ.P52.EL.OMT** **OH1560SD.YZ.PR2.STD** **ZS24.P4J** **T7DV.P7D** **TWTH.P27**

S ***Shippable by small-package carrier.***

Metal Overheads

For specification information see pages 271-273.

GSA SIN 33721

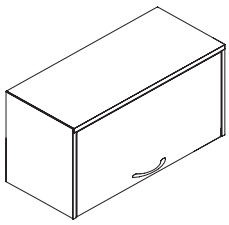

15"H x 13¼"D Receding Door Overheads (Inside dimensions with door recessed — 11⅝"H x 12⅛"D)

30"W	**OH1530RD**	$ 1185	$ 1261	N/A
36"W	**OH1536RD**	$ 1250	$ 1326	N/A
42"W	**OH1542RD**	$ 1328	$ 1404	N/A
48"W	**OH1548RD**	$ 1439	$ 1515	N/A
60"W	**OH1560RD**	$ 2177	$ 2253	N/A

Note: Add Suffix **A** for arch pull or **S** for square pull option — add $41 per pull.

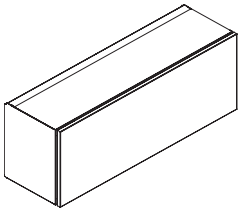

15"H x 12"D Ready to Assemble (RTA) Flipper Door Overhead (Inside dimensions 12¾"H x 11⅝"D)

36"W RTA — Flipper Door	**POHRTA1536FD**	$ 849	$ 925	$ 1000
42"W RTA — Flipper Door	**POHRTA1542FD**	$ 887	$ 963	$ 1038
48"W RTA — Flipper Door	**POHRTA1548FD**	$ 925	$ 1001	$ 1076

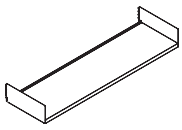

Description	Model	P1 Paint List Price	P2 Paint List Price	P3 Paint List Price
Open Shelf (to line up with 15"H Overheads) — 12½"D				
24"W	**ZS24** S	$ 431	$ 458	N/A
30"W	**ZS30** S	$ 467	$ 494	N/A
36"W	**ZS36** S	$ 493	$ 520	N/A
42"W	**ZS42** S	$ 516	$ 543	N/A
48"W	**ZS48** S	$ 541	$ 568	N/A
60"W	**ZS60**	$ 659	$ 686	N/A

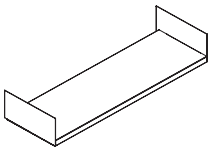

5⅝"H x 12"D Ready to Assemble (RTA) Shelf

36"W RTA — Shelf	**POHRTA36S**	$ 442	$ 468	$ 490
48"W RTA — Shelf	**POHRTA48S**	$ 486	$ 512	$ 534

How to specify —	*1st Option:*	*2nd Option:*	*3rd Option:*	*4th Option:*	*5th Option:*
Select the Model Number from above.	**Receding Door Pull** *(if applicable)*: **A** Arch Pull, add $41 per pull **S** Square Pull, add $41 per pull	**System for Receding Door Overhead** *(if applicable)*: **YZ** Stride, Terrace, or Concensys **Z57** 57½"H Stride or Terrace	**Paint:** P1 P2 P3 *P3 available for Open Shelf and RTA Shelf only.* See page 136 for finishes.	**Receding Door Pull Color** *(if applicable)*: **Arch:** **E4** Black **EL** Silver **Square:** **EL** Silver	**Receding Door Lock** *(if applicable)*: **STD** Standard **OMT** Omit Lock Core (Deduct $20 per lock)
_ _ _ _ _ _ _ _	_ .	_ _ _ .	P _ _	E _ .	_ _

Examples: **OH1560RD.YZ.P7C.STD** **OH1536RDA.YZ.P27.E4.OMT** **POHRTA1536FD.P27**

S *Shippable by small-package carrier.*

Notes

Align™

Metal Storage — Statement of Line

For complete specification and pricing information see the Storage Price List.

GSA Reference Page

Align Metal Pedestals — support or mobile

File/File
28⅛"H x 15"W
18", 23¼", 29¼"D

Box/Box/File
28⅛"H x 15"W
18", 23¼", 29¼"D

File/File
26½"H x 15"W
18", 23¼", 29¼"D

Box/Box/File
26½"H x 15"W
18", 23¼", 29¼"D

Box/File
20½"H Mobile,
22"H Freestanding
18", 23¼", 29¼"D x 15"W

Plinth base shown, models available with Stride or Terrace feet. Choice of metal or laminate fronts.

Align Low Metal Storage — credenzas, right and left configurations available

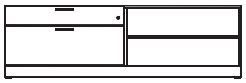

Box/Lateral/Open
72"W
22"H x 18", 24"D

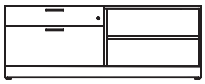

Box/Lateral/Open
60"W
22"H x 18", 24"D

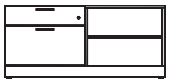

Box/Lateral/Open
48"W
22"H x 18", 24"D

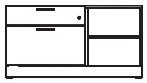

Box/Lateral/Open
42"W
22"H x 18", 24"D

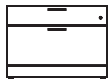

Box/Lateral
24", 30", 36", 42"W
22"H x 18", 24"D

Plinth base shown, models available with Stride or Terrace feet. Choice of metal or laminate fronts.

Align Metal Lateral and Personal Files

2-High
28"H
30", 36", 42"W
18"D

2-High
28"H
30"W
18"D

2-High
28"H
24", 30", 36"W
18"D



Open
24", 30", 36", 42"W
22"H x 18", 24"D

Plinth base shown, models available with Stride or Terrace feet. Choice of metal or laminate fronts.

Align Metal Personal Towers — Stride®/Terrace®/Optimize™ Height — left configuration shown, also available right

42½"H
18", 24"W
24"D

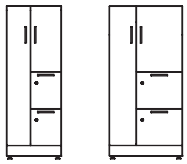

50"H
18", 24"W
24"D

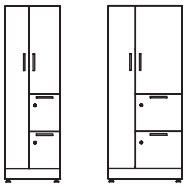

57½"H
18", 24"W
24"D

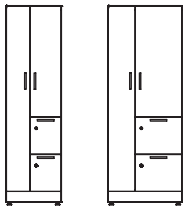

65"H
18", 24"W
24"D

Plinth base shown, models available with Stride or Terrace feet. Choice of metal or laminate fronts.

Align Lockers — Overview – Left configurations shown, also available right

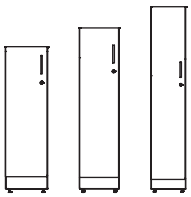

Single 12"W
42½", 50", 65"H / 18", 24"D

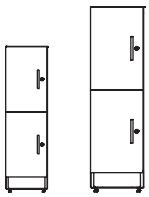

Double 12"W
42½", 65"H / 18"D

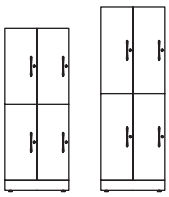

Quad 24"W
42½", 65"H / 18"D

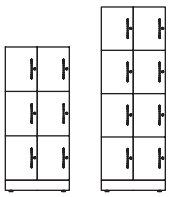

Cubby 24"W
50", 65"H / 18"D

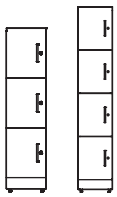

Cubby 12"W
50", 65"H / 18"D

Plinth base shown, models available with Stride or Terrace feet. Choice of metal or laminate fronts.

Approach Pre-configured Desks & Tables — height-adjustable 27¾"-47⅜"H, fixed height 29½"H, left and right configurations

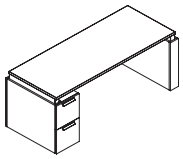

Height-Adjustable w/Storage
72", 66"W x 36", 30"D

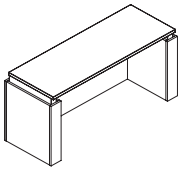

Height-Adjustable w/ and w/o Modesty
72"-48"W x 36", 30"D

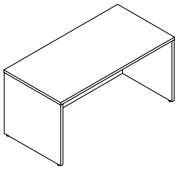

Shell Desk
60, 66, 72"W x 30"D

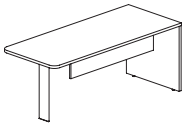

Racetrack Top w/Column, End Panel, and Modesty
72", 66"W x 30"D

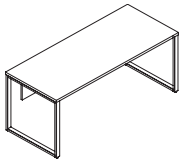

Table Desk with "O" Legs
72", 66"W x 30"D

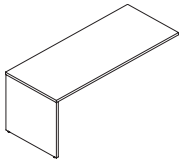

With End Panel
84"–48"W x 30"D

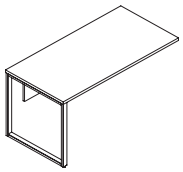

With "O" leg
84"–48"W x 30"D

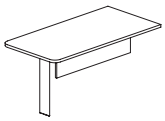

Racetrack Top w/Column
60", 54", 48"W x 30"D

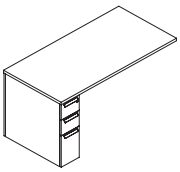

With Pedestal
72"–48"W x 30"D

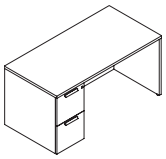

Single 15"W Ped Desk
60, 66, 72"W x 30"D

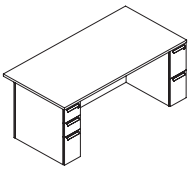

Double Ped Desk
72"W x 36"D

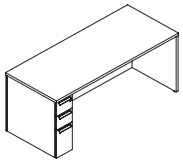

Single Slim Ped Desk
72", 66", 60"W x 36", 30"D

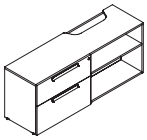

Credenza for Integrated HAT
60, 72"W
18, 24"D

Approach Credenzas — 28"H (shown) x 18"D or 24"D, 24"H x 18"D; most available to-the-floor base or feet with or without troughs.

Multi File
30"W

Lateral File
Only 28"H x 36", 30"W

Box/Box/File 28"H
Box/File 24"H
36", 30"W

Open/Box/File
Only 28"H x 36", 30"W

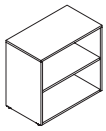

Open and Adjustable Shelf
36", 30"W

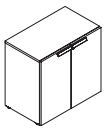

Hinged Doors and Adjustable Shelf
36", 30"W

Approach 28"H Double Credenzas — 18" or 24"D, left and right configurations, available to-the-floor base or feet with or without troughs.

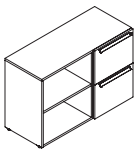

Open/Box/File
42"–48"W
18", 24"D

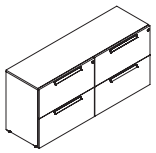

Lateral File/Lateral File
72", 60"W

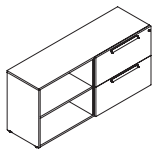

Lateral File/Open Shelf
72", 60"W

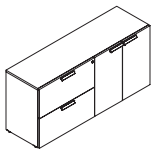

Lateral File/Hinged Doors
72", 60"W

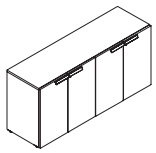

Four Hinged Doors
72", 60"W

Approach 24"H Double Credenzas — 24"H x 18"D; left and right configurations, most available to-the-floor base or feet with or without troughs.

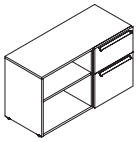

Open/Box/File
42"–48"W
18", 24"D

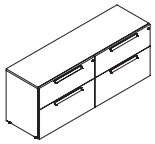

Box File/Box File
To-the-floor 72", 60"W

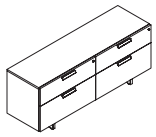

Box File/Box File
With Feet 72", 60"W

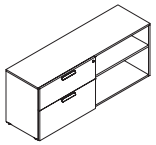

Box File/Open Shelf
72", 60"W

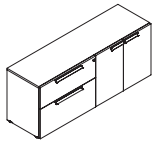

Box File/Hinged Doors
72", 60"W

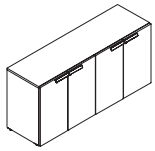

Hinged Doors/Hinged Doors
72", 60"W

Approach Pedestals — Mobile models have recessed casters

Mobile Box/File
21½"H x 16"W x 20"D

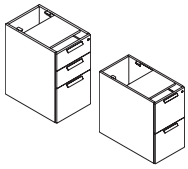

Support Pedestal
w/o Trough
28"H x 15"W
24, 30"D

Support Box/File
24"H x 18"W x 18"D

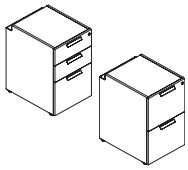

Support Box/Box/File and
File/File w/Troughs
28"H x 18"W x 18", 24"D

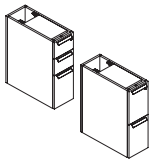

Support Slim Box/Box/File
and File/File w/Back Panel
28"H x 9½"W x 24", 30"D

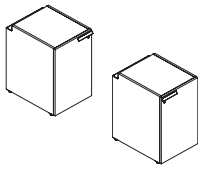

Support Left- and Right-Hand
Hinged Door w/Troughs
28"H x 18"W x 18", 24"D

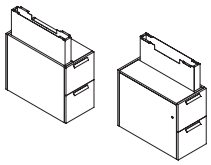

Height-Adjustable Slim
Ped & Shroud Kit
14¼"W x 30"D

Approach False Peds, Wall Access Panels, Bridges, and Back Panels

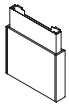

Height-Adjustable Shroud Kit
5¼"W x 30"D
27¾"–47⅞"H

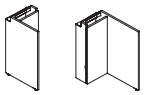

False Ped Left/Right
28"H x 12"W x
14, 18", 24"D

Wall Access Panel
28"H x 18", 24", 30", 36",
42", 48"W

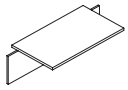

Bridge w/14"H Modesty
42", 48"W x 24"D

Back Panels 28", 24", 20"H
18", 30", 36", 60" 72"W

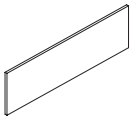

Modesty Panels
14"H x 30"–72"W

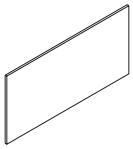

Full Height Modesty
42"–72"W

Approach Tops, Worksurfaces, and Supports — End Panels left- and right-handed

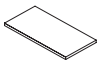

Cushion Tops for Mobile Ped
& Credenzas
16"x 20" / 30", 36"x 18"

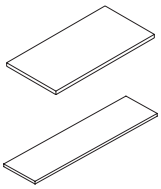

True and Shortened Depth
Laminate Tops
18"D, 24"D x 18"W–96"W

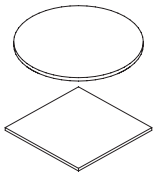

Round & Square Table Tops
36" / 42" / 48"

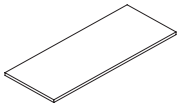

Laminate Worksurfaces
24"D, 30"D x 30"W–96"W
36"D x 72"W–84"W

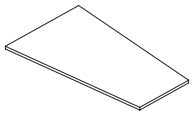

Double Sight line Wksfc.
36"–24"D x 60"–72"W
42"–30"D x 60"–72"W

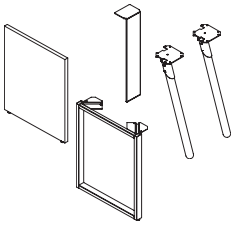

End Panels, O-Legs, Column &
Splay Leg Supports 28"H
14", 24", 30", 36"D

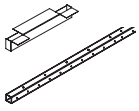

Stanchions & Support
Channel
3"H, 4"H x 12"D, 18"D
& 30"W–72"W

Approach Lateral Files, Bookcases, and Cubby — Laterals are 30" or 36"W x 18⅛"D, Bookcases are 30"W x 14¼"D, Cubby 7"H x 14"D

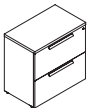

2-Drawer Lateral
29½"H

3-Drawer Lateral
42¼"H

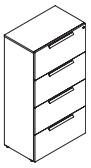

4-Drawer Lateral
56⅝"H

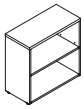

2-High Bookcase
29½"H

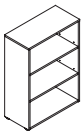

3-High Bookcase
42¼"H

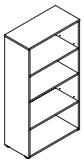

4-High Bookcase
56⅝"H

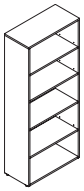

5-High Bookcase
71⅛"H

Cubby Storage
18", 24", 30"W

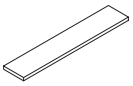

8"D Floating Shelf
30"–78"

Approach Towers & Stack-On Storage — Towers 18"D, 24"D; Storage w/doors & Side Access 15"D, Open units 14½"D

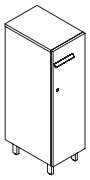

Wardrobe
42"–72"H
12", 18", 24"W
18", 24"D

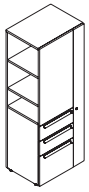

Side Access
42"–72"H
18", 24"W
18", 24"D

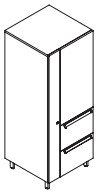

Combination
42"–72"H
18", 24"W
18", 24"D

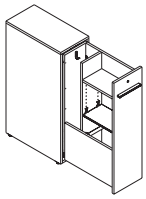

Pull Out Towers
42", 50"H
24", 30"D

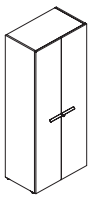

Tower w/Hinged Doors
30"W x 57½", 72"H

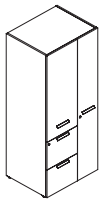

Combo Tower File/File
L- and R-Handed
30"W x 72"H

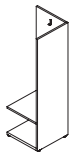

Open Access
L- and R-Handed
18"W x 57½", 72"H

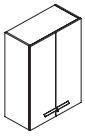

Stack-On w/Doors
18", 30", 36"W
x 29⅛, 42⅛"H

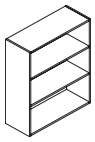

Stack-On Open
18", 30", 36"W
x 29⅛, 42⅛"H

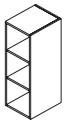

Stack-On Side Access
18"W
x 29⅛, 42⅛"H

Approach Overhead Storage — 15⅛"H x 15⅞"D with doors, open units 15⅛"D

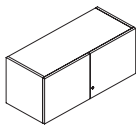

Hinged Doors
30"– 78"W

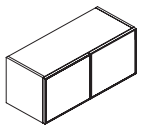

Writable Doors
30", 36", 60", 72"W

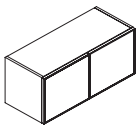

Frosted Glass Doors
30"–78"W

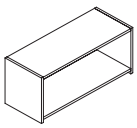

Open
30", 36"W

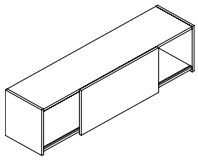

Sliding Door
48"–78"W

Overhead Mounting Kit
for Beyond Walls

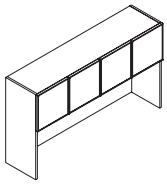

35"H Hutch
Lam. or Frosty Doors
48"–72"W

Approach Tackboards, Writable Boards, and Accessories — Tackboards and Writable Boards 30", 34", 45", 49"H

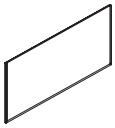

Tackboards for Hutches
48"W–72"W

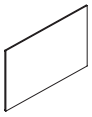

Tackboards
30"W–96"W

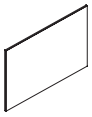

Writable Boards
30"W–96"W

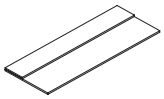

Counterweights
25, 35, 50, 60 lbs.

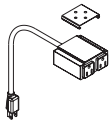

Mini Tap Power
6' Cord

End Cap

Altitude® Height-Adjustable Tops, Bases, and Accessories for Approach

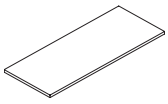

Altitude Tops
24", 30", 36"D x
48"-72"W

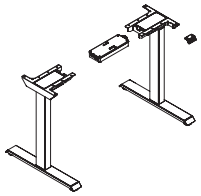

A6 T-leg Base 2-stage
22¼"H-48½"H for
24"-30"D x 48"-84"W Tops

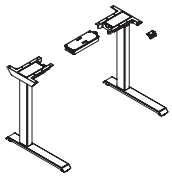

A6 C-leg Base 2-stage
27⅞"H-47⅞"H for
24"-30"D x 48"-72"W Tops

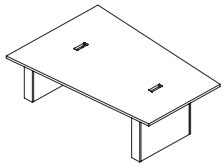

Collaborative
Height-Adjustable Tables
60"-48"D, 54-42"D, 42"–30"D

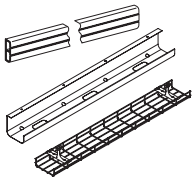

Cable Management
Channel, Tray, and Trough

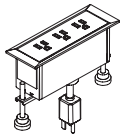

Power Modules
Power & USB

Extensions for Approach

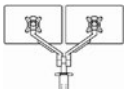

Monitor Arms
21"

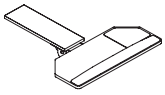

Articulating Keyboard
25"W x 10½"D

CPU Hammock
CPU 3–6"W x 16–23"H



Under Cabinet LED Lights
17" & 31"

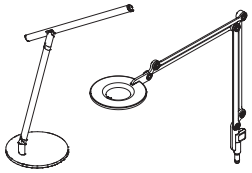

Link™ and Wand™ LED Lights
Base or Clamp

Laminate Wood Storage

Leg or Plinth Base models available. Leg base units are shown below.

Pedestals — 24"H and 28"H

Mobile Box/File | Freestanding Box/File | Freestanding Open | Support Box/Box/File | Support File/File | Support Open

Credenzas — 17½"H, left- and right-handed models available for handed units.

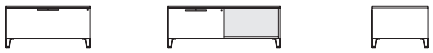

Single Lateral | Single Lateral w/Open Cubby | Corner Table

Credenzas — 24"H, left- and right-handed models available for handed units.

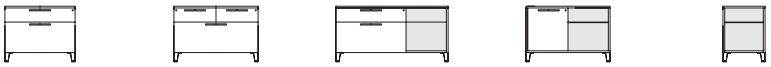

Box/Lateral | Box/Box Lateral | Box/Lateral w/Open Cubby | Sliding Door Open | Open

Credenzas — 28"H, left- and right-handed models available for handed units.

2-High Lateral | Box/Box Lateral | Box/Box Project/Lateral | Sliding Door Open w/Cubbies | Open

Credenzas and Bookcase — 42"H

3-High Lateral

Bookcases — 65"H and 72½"H

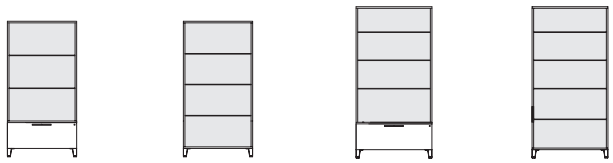

Bookcase w/Lateral | Bookcase | Bookcase w/Lateral | Bookcase

Towers — 42"H (12"W only), 50"H and 57½"H (50"H shown); left- and right-handed models available.

12"W | 18"W | 18"W | 24"W | 24"W

Full-Width Door | Hinged Door Box/Box/File | Side Access File/File | Hinged Door Box/Box/File | Side Access File/File

Towers — 65"H and 72½"H (65"H shown); left- and right-handed models available.

12"W | 18"W | 18"W | 18"W | 24"W | 24"W | 24"W

Full-Width Door (65"H) | Hinged Door Box/Box/File | Hinged Door File/File | Full-Width Door | Hinged Door Box/Box/File | Hinged Door File/File | Full-Width Door

Laminate Wood Storage

Leg or Plinth Base models available. Leg base units are shown below.

Stacking Storage — Hinged Door, left- and right-handed models available

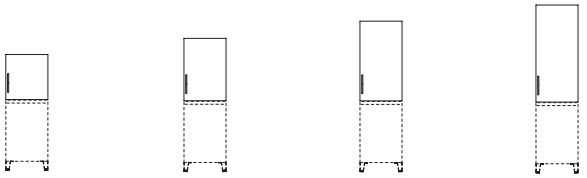

20"H | 27½"H | 35"H | 42½"H

Stacking Storage — Open

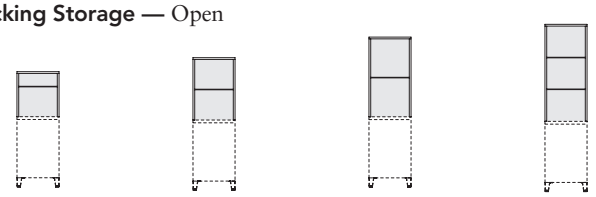

20"H | 27½"H | 35"H | 42½"H

Overheads and Shelves

Hinged Door 15"H | Hinged Door 22½"H | Sliding Door | Open Bin | Dual Access Open | Book Shelf | Laminate Shelf

Soft Seating and Tables

Seat Base w/Drawers | Seat Base w/Open Cubby | Banquette Cushion | Seat Base Cushion | Table Top | Bolster | Corner Table | Open Table

Worksurfaces — Shapes below added for Involve to the hundreds available in our existing Worksurface selection.

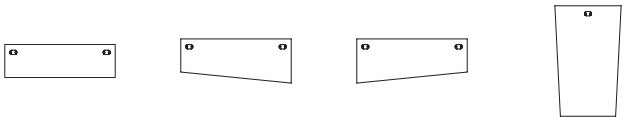

Primary 18"D | Linear Taper 18"D / 24"D | Linear Taper 24"D / 18"D | EZ View Transition

Supports and Accessories

Open Metal End Supports | Closed Laminate End Supports | Post Leg | Worksurface Stanchion | Overhead Stanchion

Modesty Panels and Screens

Modesty Panels | Back Panels | Privacy Panels | Divider Panels

Accessories

Ped/Credenza Cushion | Pullout Shelf | Extra Metal Shelf | Power Module

Notes

Gallery Panels

Finishes 286
Panel Fabrics 287
Laminate and Paint Matching 288
Gallery Panels 289
Basic Characteristics 290
Dimensions 291
Working with Integrated Glass 292-293
Stride and Terrace - End Panel (Dual-Sided) 294
Stride and Terrace - End Panel (Single-Sided) 295
Stride and Terrace - Mid Panel 296
Gallery-to-Gallery Panels 297
Freestanding Screens 298-299
Storage and Worksurface Connectors 300
Accessories - Tackboards 301
Working with Accessories 302-303
Gallery Panels HAT Brackets 304
Panel Systems HAT Brackets 305
Gallery-to-Gallery Panels: 30"H Application 306
Gallery-to-Gallery Panels: 35"H Application 307
Gallery-to-Gallery Panels: 42"H Application 308
Gallery-to-Gallery Panels: 50"H Application 309
Gallery-to-Gallery Panels: 57½"H Application 310
Gallery-to-Gallery Panels: 30"H Application for use with Glass 311
Gallery-to-Gallery Panels: 35"H Application for use with Glass 312
Gallery-to-Gallery Panels: 42"H Application for use with Glass 313
Gallery-to-Gallery Panels: 50"H Application for use with Glass 314
Gallery-to-Gallery Panels: 57½"H Application for use with Glass 315
30"H Application 316
35"H Application 317
42"H Application 318
50"H Application 319
57½"H Application 320
30"H Application for Use with Glass 321
35"H Application for Use with Glass 322
42"H Application for Use with Glass 323
50"H Application for Use with Glass 324
57½"H Application for Use with Glass 325
Connector Kits 326
Terrace Connector Kits 327
Panel Systems Gallery Glass 328-330
Accessories 331-333

Gallery Panels

PAINT FINISHES

GRADE P1

Black P71
Brownstone P7D
Bungalow P7C
Charblack ..... CBK
Cinder P7Q
Designer White ..... PJW
Flint P02
Fossil P28
Loft P7B
Muslin P4J
Parchment P93
Pebble P8R
Pewter P8D
Salt P8C
Textured Brownstone P7J
Textured Designer White PK7
Textured Flint P7A
Textured Loft P7L
Textured Muslin P7M
Textured Pebble P8Y
Textured Salt P8Z
Textured Titanium P8V
Titanium P8T

GRADE P2

Champagne Metallic PR5
Gunmetal Metallic PR3
Matte Gold P8G
Night Bronze P8B
Platinum Metallic PR2
Pyrite ..... PJE
Silver PR6
Silver Texture. PR8
Solar Black P8X

Metallic paints, due to varying reflectance, may appear to have less visual color consistency than other paint finishes, even when L/A/B values are exactly the same. (L/A/B — measurable aspects of color — values are maintained within a specified range, to ensure consistent appearance of paint colors.)

GRADE P3

Amethyst *(De-emphasized)* P091
Atom P8S
Blossom*** P8K
Bullseye ..... PJF
Cobalt Mica *(De-emphasized)* P090
Ember P8P
Ion P8N
Iris P8J
Krypton P8F
Ochre P093
Regatta P8M
Sienna P092
Succulent*** P8A

***These colors are intended to be an inspirational option for the trending market. Product application is limited and color availability is approximately two years to coincide with evolving workplace trends.

LAMINATES

GRADE L1

SOLID COLOR

Black ..... P
Brownstone LM13
Bungalow LM12
Designer White LDW1
Flint LM16
Fossil Shale LEH1
Loft LM11
Muslin LM15
Titanium LTI1

ABSTRACT

Handspun Pearl ..... LAHP
Handspun Dove ..... LAHD
Handspun Slate ..... LAHS
Handspun Chestnut ..... LAHC

WOODGRAIN

Belair ..... LWBA
Bourbon Cherry ..... H
Field Elm ..... LWFE
Florence Walnut LFW1
Kingswood Walnut LKI1
Natural Maple ..... LWD
NeoWalnut LNU1
Pinnacle ..... PINC
Shaker Cherry LW7C

GRADE L2

Beigewood ..... LWBE
Fawn Cypress LFC1
Lowell Ash LLA1
Mangalore Mango LMM1
Natural Recon LNR1
Phantom Charcoal LPC1
Phantom Ecru LPE1
Portico Teak LPT1
Skyline Walnut LSW1
Veranda Teak LVT1

GRADE L3

Natural Walnut ..... LWNW

LAMINATE EDGE COLORS

Beigewood ..... DE
Belair ..... BA
Black E4
Bourbon Cherry ..... H
Brownstone ..... EY
Bungalow ..... EX
Designer White ..... DW
Fawn Cypress ..... FC
Field Elm ..... FE
Flint E9
Florence Walnut ..... FW
Fossil ..... EH
Kingswood Walnut ..... KI
Loft ..... EV
Lowell Ash ..... DL
Mangalore Mango ..... MM
Muslin ..... EU
Natural Maple ..... DD
Natural Recon ..... NR
Natural Walnut ..... DN
NeoWalnut ..... NU
Parchment ..... EN
Phantom Charcoal ..... PC
Phantom Ecru ..... PE
Pinnacle ..... PI
Plyband ..... PL
Portico Teak ..... DP
Shaker Cherry ..... DF
Skyline Walnut ..... SW
Titanium ..... TI
Veranda Teak ..... VT

Forest Stewardship Council (FSC) is a non-profit organization devoted to encouraging the responsible management of the world's forests. FSC sets high standards that ensure forestry is practiced in an environmentally responsible, socially beneficial, and economically viable way. Allsteel received its FSC Chain of Custody certification in 2010 and can offer FSC Certified products. Select wood-based products can be ordered as FSC certified, either by choosing the FSC option or selecting an FSC laminate or veneer finish at the time of order. For more information, please contact Customer Support at 888-255-7833. (FSC Trademark license code: FSC-CO14704.)

NOTE: Refer to individual product pages for upcharges.

Gallery Panels

Panel Fabrics

GRADE A

APPOINT PANEL
100% Polyester
Artichoke APN911
Blackberry APN932
Bronze APN922
Carbon APN928
Chai APN912
Cherry APN930
Dark Pewter APN917
Dune APN915
Espresso APN923
Framboise APN931
Frost APN934
Jet APN927
Lawn APN925
Mandarin APN929
Morel APN909
Nimbus APN916
Platinum APN924
Turquoise APN926

BINARY †
Blush BNRY12
Coal BNRY06
Cream BNRY01
Denim BNRY08
Diamond BNRY03
Graphite BNRY05
Juniper BNRY10
Lagoon BNRY07
Lavendar BNRY11
Mineral BNRY04
Reef BNRY09
Sand Dollar BNRY02

CENTURION[W]
(Nanotex™ Stain-Resistant finish)
Apricot CU47
Bark CU25
Black CU10
Espresso CU49
Fog CU03
Frost CU22
Goldenrod CU27
Indigo CU06
Iris CU50
Iron Ore CU19
Jade CU83
Marsala CU63
Morel CU24
Navy CU98
Peacock CU97
Pear CU84
Ruby CU67
Sapphire CU09

CIRCUIT † ♣
Atlas CIRC35
Dolphin CIRC63
Island White CIRC14
Moon CIRC07
Night CIRC49
Pacific CIRC28
Quartz CIRC01
Sienna CIRC56
Silk CIRC21
Snap Pea CIRC42

ETCH
100% Polyester
Axis ECH913
Blend ECH914
Cast ECH912
Highlight ECH910
Midtone ECH911
Outline ECH908
Shade ECH909
Tonal ECH916
Vanish ECH915

GRADE A – continued

EXCHANGE
100% Polyester
Iron EXG916
Nickel EXG914
Pistachio EXG910
Root EXG913
Rupee EXG903
Shadow EXG911
Silver EXG915
Sisal EXG917
Stone EXG912

LANDSCAPE
100% Polyester
Cornsilk LN15
Drift LN05
Khaki LN20
Sheen LN10
Slate LN35
Umber LN25
Urban LN30

LUCY
100% Recycled Polyester
Aspen LC932
Cornsilk LC930
Dusk LC922
Fawn LC933
Graphite LC934
Mist LC920
Neutra LC924
Pewter LC935
Snowdrop LC928

NOBLE
Aegean NBLE18
Amethyst NBLE19
Aspen NBLE14
Aster NBLE20
Blossom NBLE21
Bluebell NBLE22
Bordeaux NBLE01
Brick NBLE02
Chambray NBLE10
Chamomile NBLE23
Clementine NBLE04
Conifer NBLE24
Cottage NBLE25
Darkness NBLE26
Dawn NBLE13
Denim NBLE09
Desert Sand NBLE27
Dewfall NBLE28
Dusted Sage NBLE29
Flax NBLE30
Grass NBLE07
Gunmetal NBLE15
Harmony NBLE31
Harvest NBLE12
Ice Caves NBLE32
Icicle NBLE33
Inky NBLE34
Iris NBLE35
Jade NBLE06
Knight NBLE17
Mesa NBLE03
Monarch NBLE36
Pacific NBLE08
Pitch NBLE37
Queen Bee NBLE38
Rainforest NBLE05
Regal NBLE11
Sandcastle NBLE39
Sedona NBLE40
Stormy NBLE16
Sunbeam NBLE41
Voyager NBLE42
Windy Day NBLE43

GRADE A – continued

REFLECTIONS
100% Recycled Polyester
Galvanized REF929
Ice REF920
Loggia REF921
Mistral REF928
Moonstone REF923
Pewter REF922
Stainless REF924
Vanilla REF925
Winter REF927

REFUGE
64% Recycled Polyester
36% Polyester
Artesian RFG996
Dune RFG992
Eclipse RFG990
Frost † RFG993
Glacier † RFG991
Mineral RFG998
Tidal RFG994

SARTO ▼
100% Polyester (45% Recycled)
Ash SRT988
Fog SRT914
Lemongrass SRT949
Mist SRT945
Mushroom SRT976
Oyster SRT918
Reef SRT964
Sesame SRT993
Shale SRT952

TEMPEST
100% Recycled Polyester
Dragonfly TP930
Frost TP915
Full Stream TP980
Gold Rush TP910
Slate TP945
Tumbleweed TP970
Wind Chill TP940
Zebra TP935

VAST
Vineyard VST01
Garden VST02
Grasslands VST03
Bay VST04
Open Air VST05
Atmosphere VST06
Ocean VST07
Mountain Range VST08
Highway VST09
Tundra VST10
Beach VST11
Desert VST12
Country Side VST13

GRADE B

ANALOG *(De-emphasized)*
Album ANLG06
Cartridge ANLG04
Cassette ANLG09
Dial ANLG02
Media ANLG08
Reel ANLG07
Signal ANLG03
Stereo ANLG01
Track ANLG05

COAST † ♣
100% Antimony-Free Polyester
Channel COA914
Dune COA903
Headlands COA910
Marsh COA902
Pebble COA912
Pier COA913
Shoal COA901
Silt COA906
Tide COA908

GRADE B – continued

DISPERSE †
100% Polyester
Autumn DISP03
Branch DISP10
Coffee Bean DISP13
Dusk DISP09
Emerald City DISP08
Gold Rush DISP02
Igloo DISP11
Ink DISP06
Mist DISP12
Oatmeal DISP15
Prince DISP07
Reservoir DISP01
Rose DISP04
Spring DISP05
Steel DISP16
Taupe DISP14

MICA
100% Recycled Polyester
Anthracite MCA911
Breeze MCA918
Bronze MCA913
Buff MCA914
Cremini MCA917
Crystal † ..... MCAWIT
Dew MCA920
Dove MCA912
Fresh MCA916
Mineral MCA915
Nectar MCA919
Shale MCA910

SPIN PANEL
46% Recycled Polyester,
56% Polyester
Alabaster SPIN02
Cavern SPIN03
Cobblestone SPIN04
Ember SPIN06
Flame SPIN07
Heron SPIN13
Oat SPIN01
Ocean SPIN12
Plum SPIN15
Pool SPIN11
Raven SPIN10
Rhubarb SPIN14
Tropic SPIN08
Willow SPIN05

TERRAIN
52% Recycled Polyester,
48% Polyester
Bay TRRN05
Bayou TRRN35
Canyon TRRN30
Cliff TRRN45
Crest TRRN25
Delta TRRN10
Plateau TRRN15
Ridge TRRN20
Valley TRRN40

ALLSTEEL PARTNERSHIP PROGRAM

Allsteel understands that customers may want to specify panel and seating textiles outside of Allsteel's standard offering. Allsteel's **Partnership Program** consists of on-trend and design-forward patterns that have been tested and approved by Allsteel for use on Allsteel products. A subset of these approved patterns is available on cards in the textile binder, while numerous others are available on our website, allsteeloffice.com.

For memo samples, please contact our partners:

- Camira, memos@camirafabrics.com 1.616.288.0655
- CF Stinson, cfstinson.com 1.800.841.6279
- HBF Textiles, hbftextiles.com 1.877.494.5727
- Maharam, maharam.com 1.800.645.3943
- Ultrafabrics, ultrafabricsllc.com

The intent of the **Partnership Program** is to offer a wide variety of on-trend textiles to meet your varied needs, but since these textiles are not part of our standard offering they may be subject to extended lead times. Because new materials will be introduced regularly, Allsteel reserves the right to change the offering at any time.

PARTNERSHIP–GRADE D

***Camira* BLAZER LITE † ▼**
(100% Pure New Wool)
Angel PCAMBLT49
Aspire PCAMBLT52
Balance PCAMBLT41
Bliss PCAMBLT48
Buddha PCAMBLT56
Cuddle PCAMBLT62
Dainty PCAMBLT64
Daydream PCAMBLT46
Devoted PCAMBLT58
Faith PCAMBLT68
Freedom PCAMBLT69
Graceful PCAMBLT51
Happy PCAMBLT55
Harmony PCAMBLT63
Haven PCAMBLT40
Hope PCAMBLT50
Hush PCAMBLT42
Love PCAMBLT47
Mood PCAMBLT44
Pamper PCAMBLT66
Pastel PCAMBLT65
Pillow PCAMBLT43
Praise PCAMBLT54
Retreat PCAMBLT39
Shelter PCAMBLT60
Solace PCAMBLT70
Tender PCAMBLT53
True PCAMBLT61
Verity PCAMBLT57
Wish PCAMBLT67
Worship PCAMBLT59

[W] Limited to product 48"W or less.
▼ Panel fabric is not available on Further.
♣ Panel fabric is not available on Optimize®.
† Panel fabric is not available on Concensys®.
◆ Panel fabric is not available on Involve.

Multi-use fabrics are seating fabrics that can be used on specific Allsteel panels systems, providing more color and pattern options. The applicable Allsteel multi-use fabrics are noted with System designators in the Seating, Collaboration, and Tables Price List.

Paint Recommendations for Gallery-to-Gallery Cover

Laminate	Code	Recommended Paint
Brownstone	LM13	Brownstone
Bungalow	LM12	Bungalow
Designer White 15051	LDW1	Designer White
Flint	LM16	Flint
Fossil Shale	LEH1	Fossil
Loft	LM11	Loft
Muslin	LM15	Muslin
Titanium	LTI1	Titanium
Florence Walnut	LFW1	Cinder, Brownstone, Flint
Kingswood Walnut	LKI1	Fossil, Flint, Loft
Natural Maple	LWD	Muslin
NeoWalnut	LNU1	Cinder
Shaker Cherry	LW7C	Black, Cinder
Beigewood	LWBE	Muslin, Loft, Fossil
Fawn Cypress	LFC1	Cinder, Brownstone, Flint
Lowell Ash	LLA1	Cinder
Mangalore Mango	LMM1	Cinder
Natural Recon	LNR1	Cinder, Brownstone
Phantom Charcoal	LPC1	Flint, Salt, Cinder
Phantom Ecru	LPE1	Flint, Brownstone, Muslin
Portico Teak	LPT1	Fossil, Brownstone, Pewter
Skyline Walnut	LSW1	Cinder, Flint, Fossil
Veranda Teak	LVT1	Fossil, Brownstone, Pewter
Natural Walnut	LWNW	Cinder

Gallery Panels

Gallery Panels are ideal for bringing natural wood elements to workstations and providing privacy. Allsteel Gallery Panels are designed to work universally across 4 product platforms. Please follow the product guidelines for proper specification.

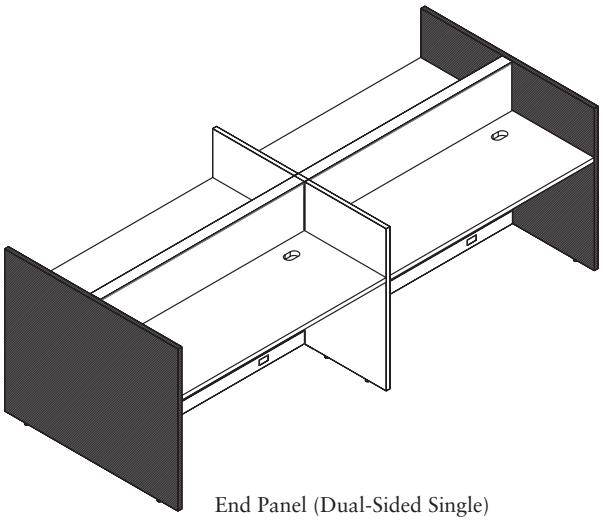

End Panel (Dual-Sided Single)

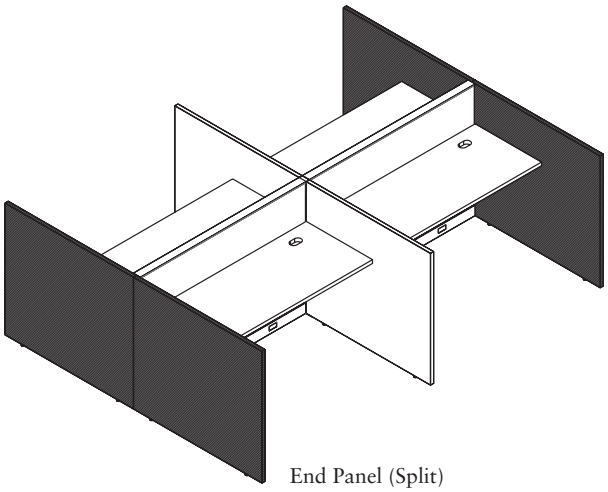

End Panel (Split)

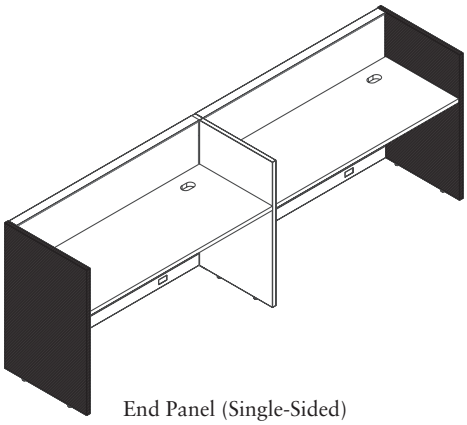

End Panel (Single-Sided)

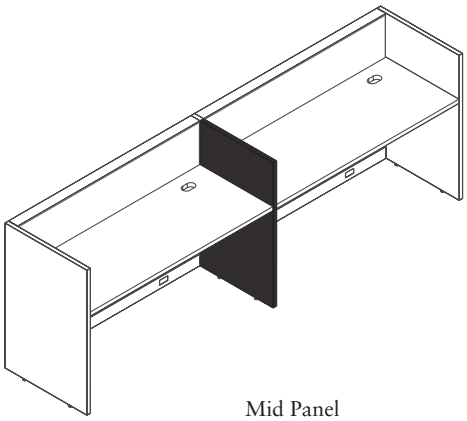

Mid Panel

Gallery Panels

Standard Gallery Panels

GSA SIN 33721

- Available to connect to Frame & Tile, Benching systems, and other Gallery Panels
- Standard Gallery Panels connect to Benching and Frame & Tile systems, and Gallery-to-Gallery panels connect to other Gallery Panels
- Gallery Panels can be used in freestanding applications. See page 298 for specification requirements.

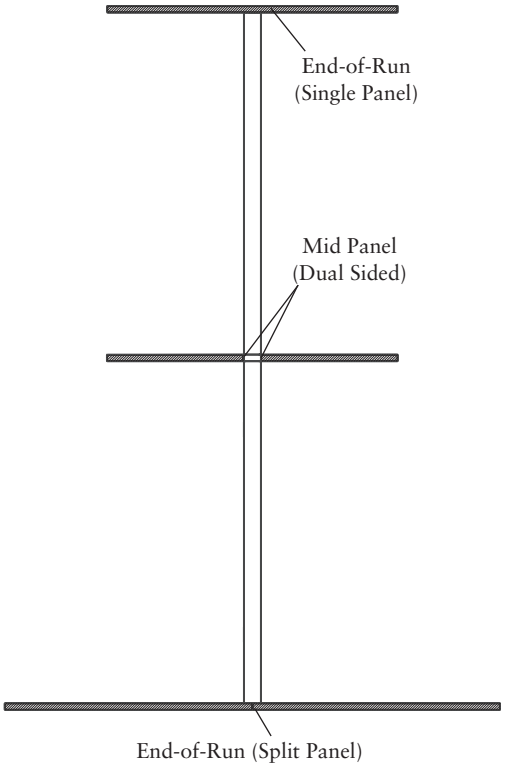

Standard Gallery Panels

- Standard Gallery panels connect to Benching and Frame & Tile systems and are available as End-of-Run Single, End-of-Run Split (panel systems only), and Mid Panels (panel systems only)
- Made of 1⅛" board with HPL laminate.
- Can be specified with matching or contrasting edge.
- Edge band is 2mm ABS
- Available in woodgrain and solid laminates.
- Woodgrain laminates can be specified with vertical grain up to 60"W. Horizontal grain is available on all sizes.
- Single Panel widths are available in 3" increments from 18"W to 84"W. Split Panel widths are available in 6" increments from 87"W to 147"W.
- Standard Gallery Panel sizes up to 84"W come as a single piece. Sizes 87"W though 147"W are split panels and come in two pieces.
- Grain matching is not available on split panels.
- Split panels can only be used in End-of-Run configurations with Stride or Terrace panel systems.
- Gallery Panels offer 2½" leveling capability.
- Overall heights line up with adjacent panel or benching systems.
- Standard Gallery panel widths are true to size
- Available with and without the integrated glass option.
- Glass is specified separately.
- Gallery Panels for use with glass have separate model numbers.
- Standard Gallery panels can be used with Single Sided Further adaptive for privacy and stability along the beam.
- All configurations are non-handed.
- Please adhere to all standard systems specification guidelines.
- Additional support is required after every 60" in gallery panel width (i.e. storage or worksurface tie-in)

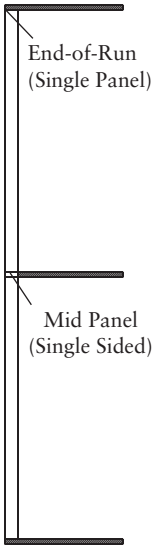

Gallery Panels

Dimensions

GSA SIN 33721

Standard Gallery Panel Widths



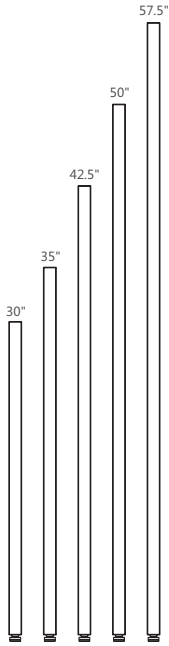

Gallery Panel Heights

Gallery-to-Gallery Panel L/T Widths



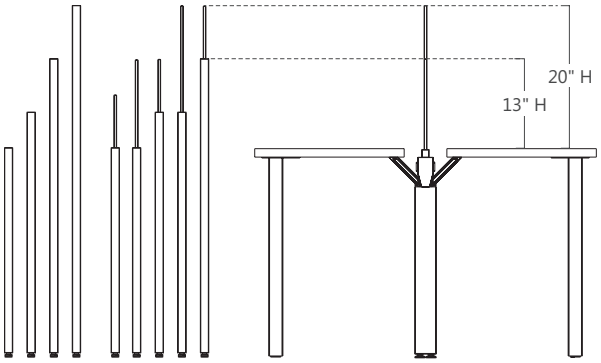

Gallery Panels

GSA SIN 33721

Standard Gallery Panels

- Gallery Panels for use with glass offer a routed top edge.
- Glass mounts directly into the Gallery Panel route via a gasket.
- The routing is inset 1½" from each end of the panel.
- Single-piece Gallery Panels for use with integrated glass require glass 3" shorter than the panel width.
- For split Gallery Panels, specify glass for each piece separately.
- Split Gallery Panels for use with integrated glass require glass that is 4½" shorter than panel width (individual piece).
- Glass is available in 3 colors: Clear, Frosted, Smoked.
- Glass height is available in 7½"H, 13"H, and 15"H.
- Glass is available on all Gallery Panel widths.
- For benching systems, maximum allowable benching height cannot exceed 50"H with or without glass. Overall Gallery Panel height includes the glass.
- Specify glass models separate from Gallery Panel models.
- Glass Panels at 30"W and under are not UL listed.

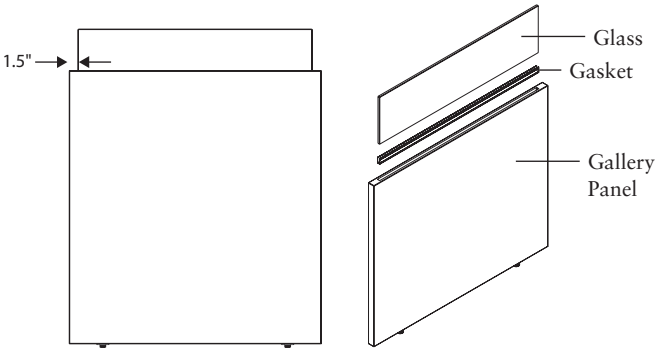

Standard Single Panel with Glass

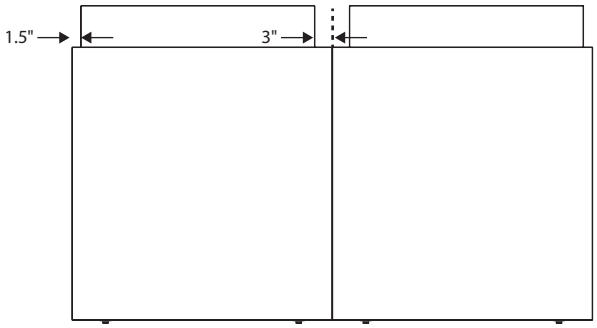

Standard Split Panel with Glass

Find the Gallery Glass width appropriate for your Gallery Panel width.

Shaded example: For the 18"W Gallery Panel, Gallery Glass should be ordered with width of 15".

Gallery Panel Width \ Gallery Glass Height	7.5"H, 13"H, 15"H
	Gallery Glass Order Width
18"W Gallery Panel	15"W
21"W Gallery Panel	18"W
24"W Gallery Panel	21"W
27"W Gallery Panel	24"W
30"W Gallery Panel	27"W
33"W Gallery Panel	30"W
36"W Gallery Panel	33"W
39"W Gallery Panel	36"W
42"W Gallery Panel	39"W
45"W Gallery Panel	42"W
48"W Gallery Panel	45"W
51"W Gallery Panel	48"W
54"W Gallery Panel	51"W
57"W Gallery Panel	54"W
60"W Gallery Panel	57"W
63"W Gallery Panel	60"W
66"W Gallery Panel	63"W
69"W Gallery Panel	66"W
72"W Gallery Panel	69"W
75"W Gallery Panel	72"W
78"W Gallery Panel	75"W
81"W Gallery Panel	78"W
84"W Gallery Panel	81"W
87"W Split Panel	39"W
93"W Split Panel	42"W
99"W Split Panel	45"W
105"W Split Panel	48"W
111"W Split Panel	51"W
117"W Split Panel	54"W
123"W Split Panel	57"W
129"W Split Panel	60"W
135"W Split Panel	63"W
141"W Split Panel	66"W
147"W Split Panel	69"W

NOTE: Integrated glass height will align with Frameless Glass on Stride and will sit ¼" higher than Frameless Glass on Terrace (see detail below).

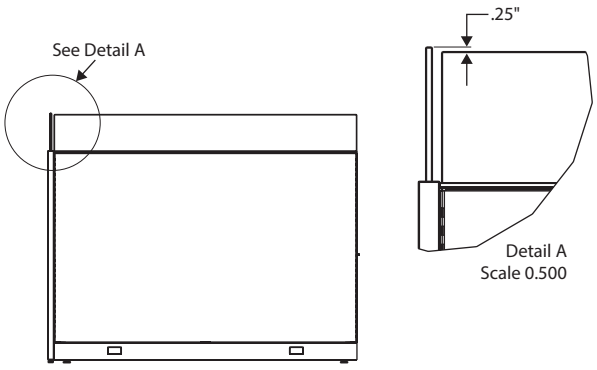

Gallery Panels

GSA SIN PENDING

Gallery-to-Gallery Panels

- Gallery Panels for use with glass offer a routed top edge.
- Glass mounts directly into the Gallery Panel route via a gasket.
- The routing is inset ½" from each end of the panel.
- Gallery-to-Gallery Panels for use with integrated glass require glass equal to the panel width.
- Glass is available in 3 colors: Clear, Frosted, Smoked.
- Glass height is available in 7½"H, 13"H, and 15"H
- Glass is available on all Gallery Panel widths. Glass panels at 30"W and under are not UL listed.
- For benching systems, maximum allowable benching height cannot exceed 50"H with or without glass. Overall Gallery Panel height includes the glass.
- Specify glass models separate from Gallery Panel models

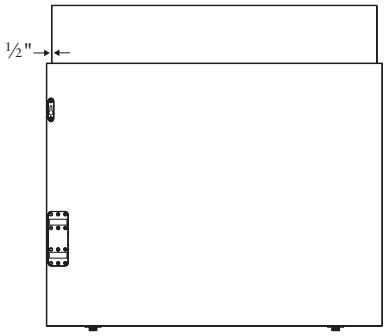

Gallery-to-Gallery Panel with Glass

Find the Gallery Glass width appropriate for your Gallery Panel width.

Gallery Glass Height / Gallery Panel Width	7.5"H, 13"H, 15"H
	Gallery Glass Order Width
18"W Gallery Panel	18"W
21"W Gallery Panel	21"W
24"W Gallery Panel	24"W
27"W Gallery Panel	27"W
30"W Gallery Panel	30"W
36"W Gallery Panel	36"W
42"W Gallery Panel	42"W
48"W Gallery Panel	48"W
54"W Gallery Panel	54"W
60"W Gallery Panel	60"W
66"W Gallery Panel	66"W
72"W Gallery Panel	72"W
78"W Gallery Panel	78"W

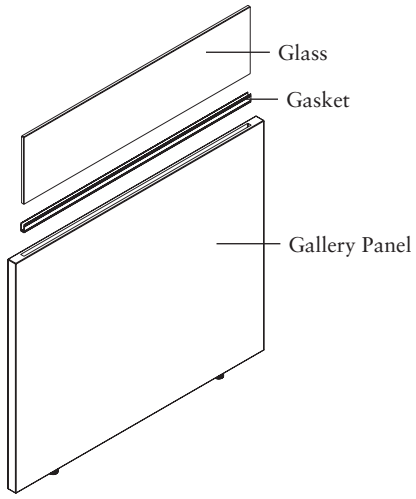

Gallery Panels

Stride® and Terrace® System - End Panel (Dual-Sided)

GSA SIN 33721

- Provides privacy to one or both ends of the system in a dual sided application.
- All Stride End Panels connect using GZCKP connector kit.
- All Terrace Single End Panels (Dual-Sided) connect using GTKCKP connector kit.
- All Terrace Split End Panels connect using GTSKCKP connector kit.
- GTKGK30 is required when a 30"H Terrace panel with frameless glass is attached to a Gallery Panel in an End configuration.
- Gallery Panel sizes 129"W or greater require storage or worksurface tie in on both sides of panel. Please reference storage and worksurface support sections for more details.
- When System panel is higher than the Gallery Panel, variable height System's trim must be specified to finish off exposed frame.
- Stride 30"H panel frames can be ordered via the Standard Specials catalog until available as standard.
- Single piece End Panels can be used for off-modular planning. Connector kit location must be field measured.
- Split End Panel seams must align with parent run.
- Split End Panels can be specified as asymmetrical. Contact Allsteel Tailored Solutions Group for details.

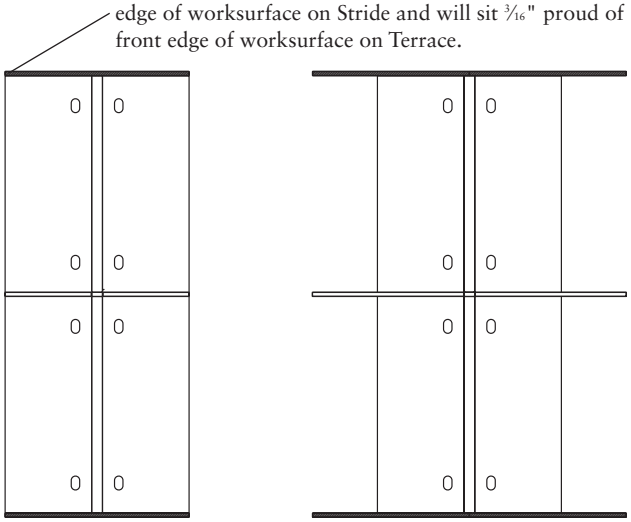

Single Panel Configuration

Split Panel Configuration

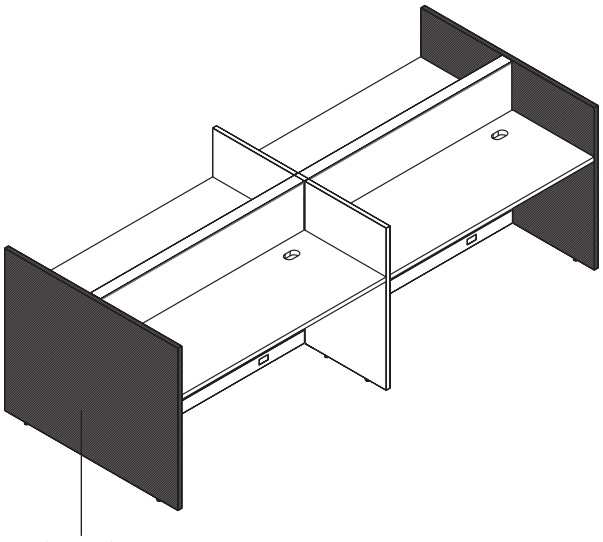

Single panel up to 84"W

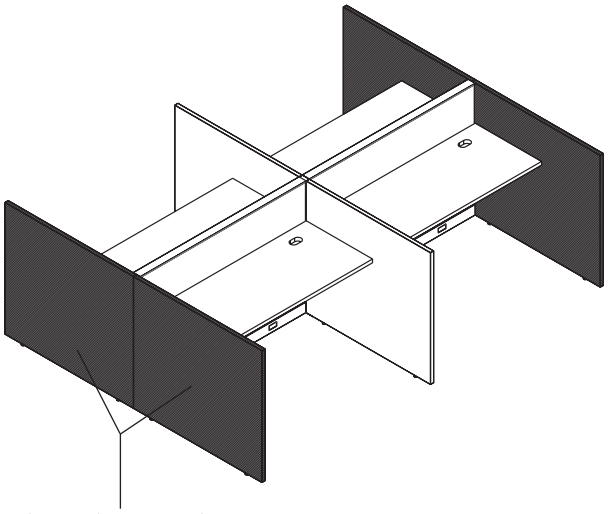

Split panel 87"W and greater

Gallery Panels

Stride® and Terrace® System - End Panel (Single-Sided)

GSA SIN 33721

- Provides privacy to one or both ends of the system in a single sided application.
- Single-Sided End Panels cap over the System panel. Accommodate for 3" frame thickness when planning with Stride panel system and 2⅝" frame thickness when planning with Terrace panel system.
- All Stride End Panels (Single-Sided) require connector kit GZCKP to attach to parent run.
- All Terrace End Panels (Single-Sided) require connector kit GTKCKP to attach to parent run.
- Gallery Panel sizes 63"W or greater require storage or worksurface tie-in. Please reference storage and worksurface support sections for more details.
- When System panel is higher than the Gallery Panel, variable height system's trim must be specified to finish off exposed frame.
- Stride 30"H panel frames can be ordered via the Standard Specials catalog until available as standard.
- Due to thickness of the Terrace panel Single-Sided End Panel overhangs by approximately 3/16" on both sides.
- Accommodate for 2⅝" frame thickness planning when with Terrace panel system.
- GTKGK30 is required when a 30"H Terrace panel with frameless glass is attached to a Gallery Panel in an End configuration.

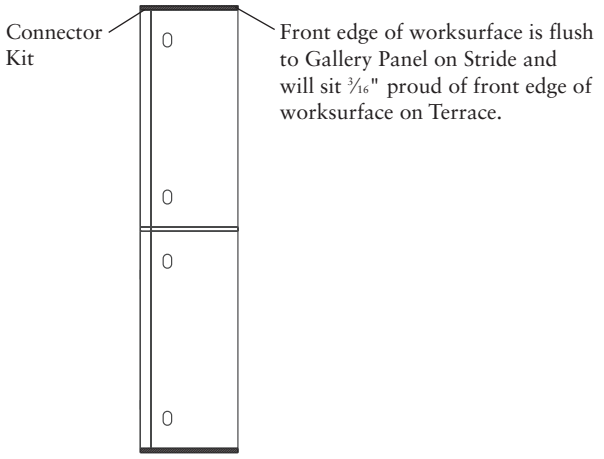

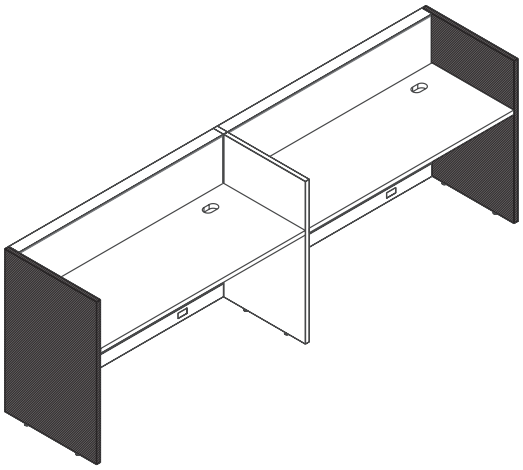

Gallery Panels

Stride® and Terrace® System - Mid Panel

GSA SIN 33721

- Mid panels do not overlap parent system panel.
- When specifying Mid panels, one gallery panel "block and trim" kit (GZ3CONxx for Stride, GTK3CONXX for Terrace) is required to space the System panels out 1⅛". Kits include: Connector blocks, vertical trim and a top cap.
- "Block and trim" models must match the height of the parent run.
- Specify one mid-connector kit (GCKPM) per gallery panel to attach to parent run. Gallery panel and mid-connector kit attach over "block and trim" kit. Dual sided application requires two connector kit models.
- When using a Mid panel, both panel frames in spine must be of equal height.
- Mid Panels may not exceed height of parent run by more than 15".
- Trims can be painted to match the System panel trims.
- Mid Panels are available in 18"-84" widths in 3" increments.
- Gallery Panel sizes 63"W or greater require storage or worksurface tie-in. Please reference storage and worksurface support sections for more details.
- Spanning top cap available through Allsteel Tailored Solution Group.

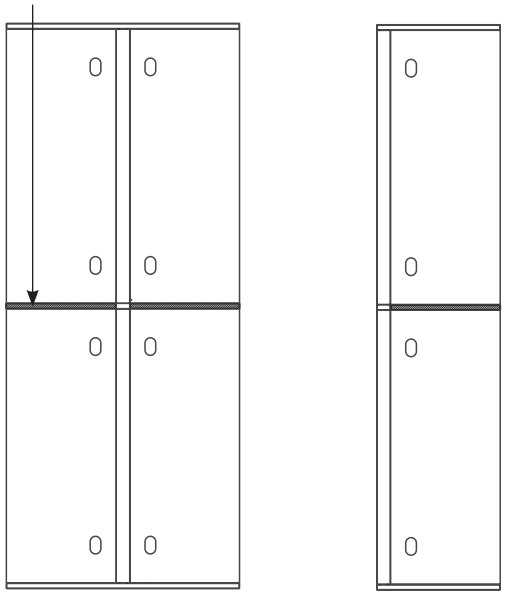

Dual-sided

Single-sided

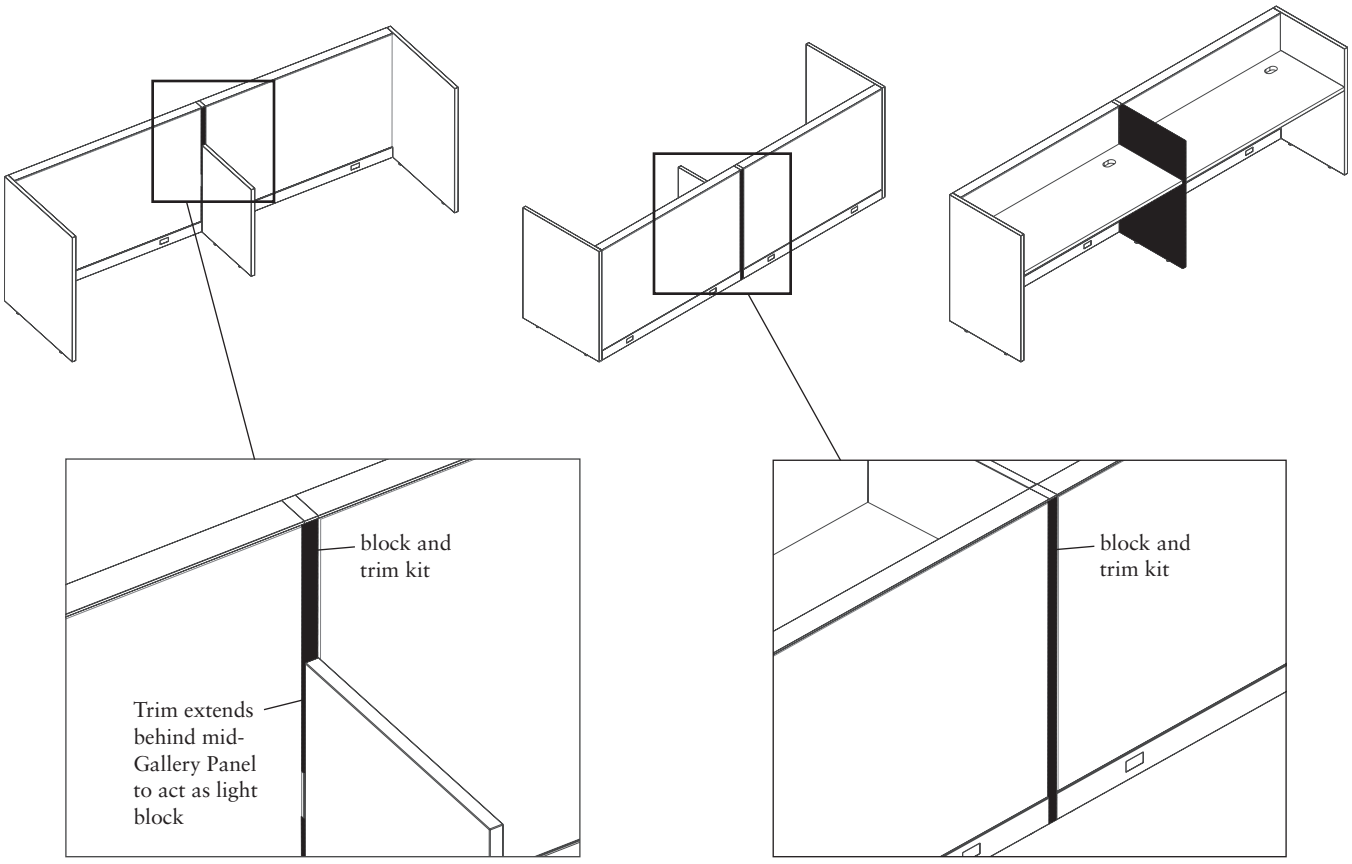

Gallery-to-Gallery Panels

- Gallery-to-Gallery panels connect to other gallery panels and are available in L-, T-, and Nonsymmetrical T- configurations.
- When specifying Gallery-to-Gallery panels, the installation template (GTEMP) is required. The recommendation is 1 template for every 30 panels. Templates are reusable.
- Gallery-to-Gallery panels cap over Standard Gallery panels and are oversized by 1⅛" to maintain true interior dimensions
- Gallery-to-Gallery panels must be of equal or lower height than the Standard Gallery panel attached. The Gallery-to-Gallery panel cannot be taller than the adjacent panel. If this is required, please reach out to TPG for a custom solution.
- Made of 1⅛" board with HPL laminate.
- Can be specified with matching or contrasting edge.
- Edge band is 2mm ABS
- Available in woodgrain and solid laminates.
- Woodgrain laminates can be specified with vertical grain up to 54"W. Horizontal grain is available on all sizes.
- Gallery-to-Gallery panel widths are available in 3" increments from 18"W to 30"W and in 6" increments from 30"W to 78"W
- Gallery Panels offer 2½" leveling capability.
- Overall heights line up with adjacent panel or benching systems.
- Available with and without the integrated glass option.
- Glass is specified separately.
- Gallery Panels for use with glass have separate model numbers.
- Gallery-to-Gallery panels are secured with an inset flat bracket under a painted metal cover.
- L- and Nonsymmetrical T- panels are handed.
- Please adhere to all standard systems specification guidelines.
- Additional support is required after every 60" in gallery panel width (i.e. storage or worksurface tie-in)
- Nonsymmetrical T Panels are specified in the format GTyyxxzz. Substitute yy as panel height, xx as LH nominal length, and zz as RH nominal length

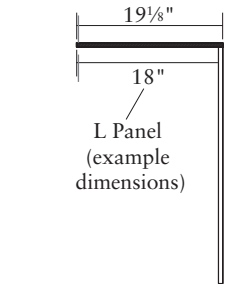

Note: Gallery-to-Gallery Panels cap over standard Gallery Panels and are oversized by 1⅛" to maintain modular interior dimensions. (ex: 18" panel is actually 19⅛"W)

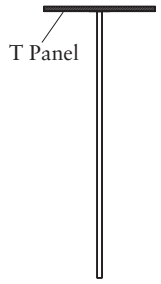

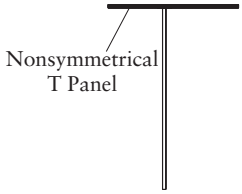

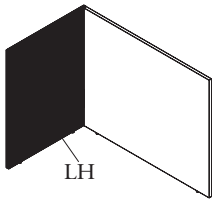

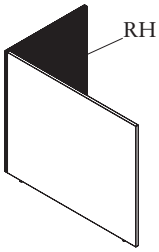

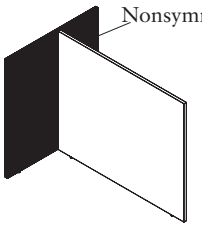

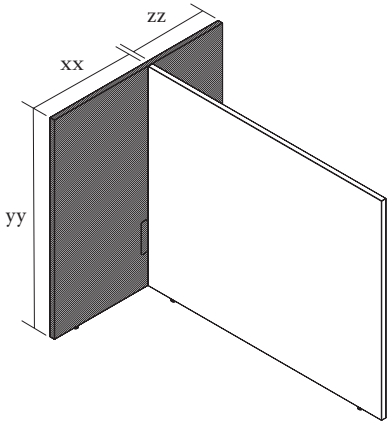

Gallery Panels

Freestanding Screens can be specified using Standard Gallery panels and Gallery-to-Gallery (depicted by the shaded panels in the illustrations below). Overall height, including glass, cannot exceed 72.5". Gallery Panel sizes 63"W or greater require storage or worksurface tie-in.

Freestanding L-Screens

Parent	Minimum Return
18-24	Not Valid
30-36	30
39-60	36
63-84	42

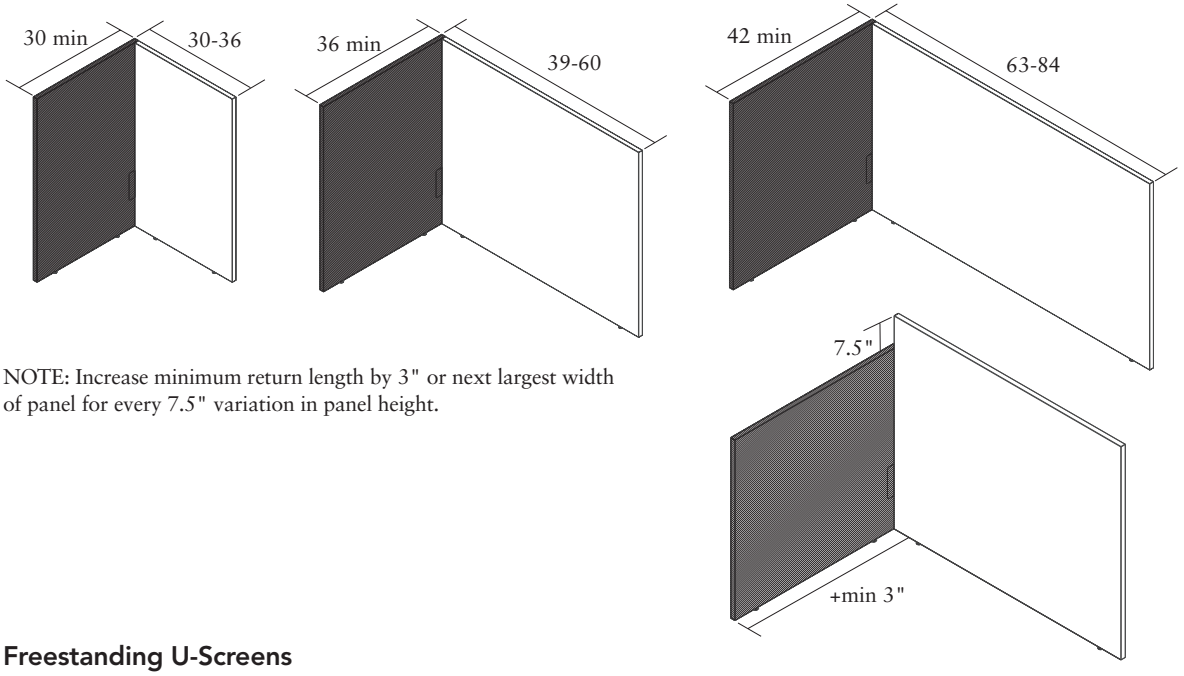

NOTE: Increase minimum return length by 3" or next largest width of panel for every 7.5" variation in panel height.

Freestanding U-Screens

Parent	Minimum Return
18-21	Not Valid
24-48	24
51-60	27
63-84	30

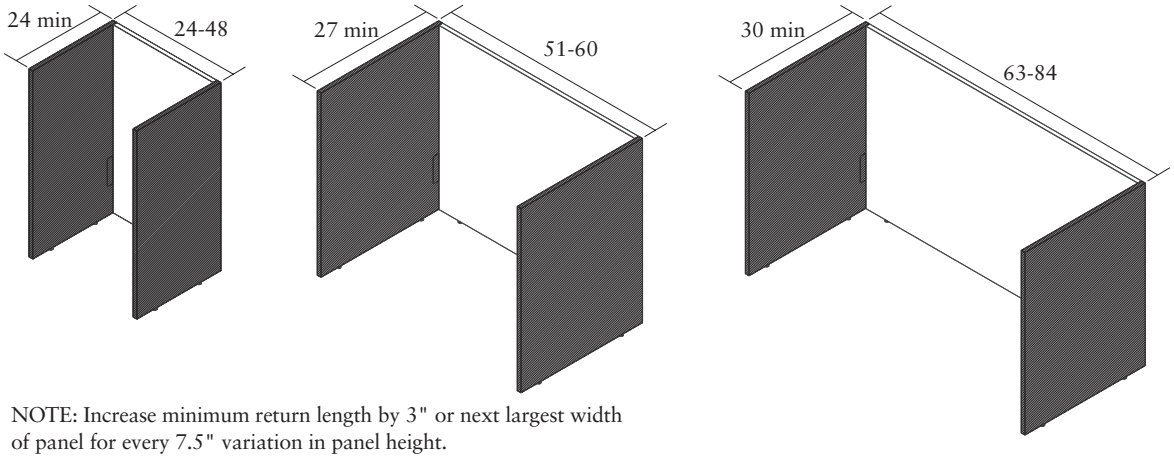

NOTE: Increase minimum return length by 3" or next largest width of panel for every 7.5" variation in panel height.

Freestanding T-Screens

T-Return	Minimum Parent
18-21	Not Valid
24-36	30-84
42-60	36-84
66-78	42-84

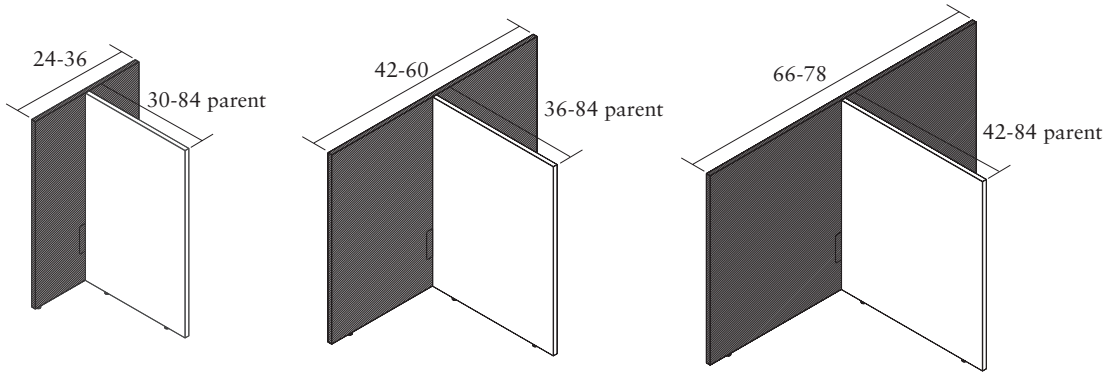

NOTE: Increase minimum return length by 3" or next largest width of panel for every 7.5" variation in panel height.

Freestanding H-Screens

Parent	Minimum H-Return
30-84	18

NOTE: Increase minimum return length by 3" or next largest width of panel for every 7.5" variation in panel height.

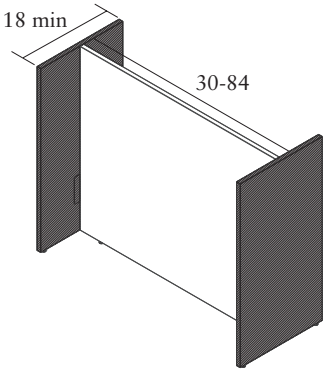

Gallery Panels

Storage and Worksurface Connectors

GSA SIN 33721

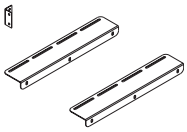

Worksurface Mounting Bracket (page 331)

- Used to mount a fixed-height worksurface to a Gallery panel.
- Can be painted any Allsteel Standard Paint color.
- A worksurface stiffener is required for surfaces 60"W or greater.
- One bracket kit (GWSBK) is required for each worksurface end attached to Gallery Panels.
- One bracket kit (GWSBK) includes two large L- brackets and one small corner L- bracket.

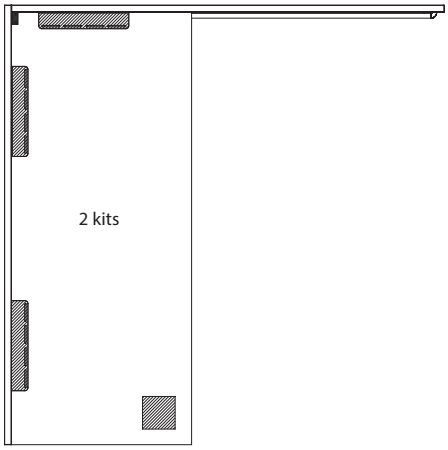

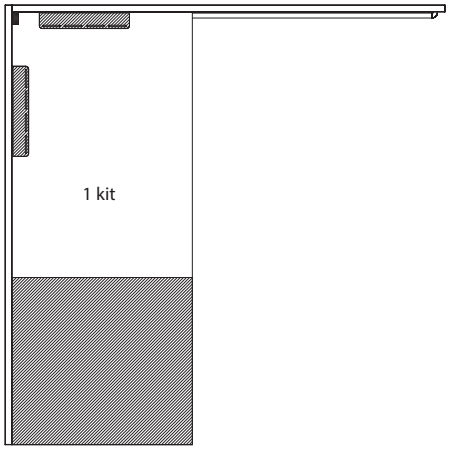

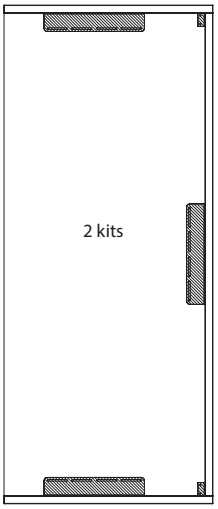

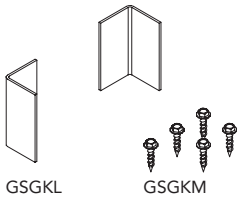

Storage Ganging Kits (page 326)

- The laminate storage ganging kit (GSGKL) is used to connect a Gallery Panel to a laminate storage unit.
- The metal storage ganging kit (GSGKM) is used to connect a Gallery Panel to a metal storage unit.

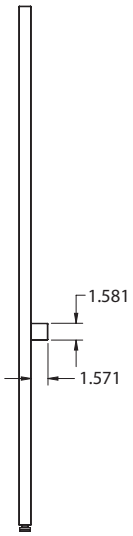

Gallery Panel Stiffeners (page 326)

- Required for single-piece panels 75"W and greater that are used in a wing or single-sided end condition and do not have a horizontally-mounted credenza.
- For panels 75"W and 78"W, order model (GSTFN7578). Stiffener width is 72".
- For panels 81"W and 84"W, order model (GSTFN8184). Stiffener width is 78".
- Attaches directly to one side of the Gallery Panel with a painted metal cover, attachment hardware included.
- Placement on panel face must be at least 18" above the floor but is not restricted to a specific location on the panel.
- Stiffener is 1½" x 1½".
- Available in any Allsteel standard paint color

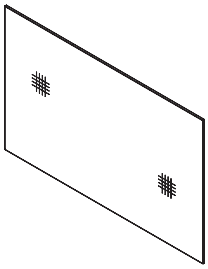

Tackboards (page 332)
- Provides tackable surface.
- Comes with steel-painted trim.
- Available in the following heights: 15", 22½"
- Available in the following *widths: 24", 30", 36", 42", 48", 54", 60".
  *Nominal widths, true width is undersized by ½"
- Depth of .45"
- Mounts directly to Gallery Panel. Mounting hardware included. Will deface the panel.

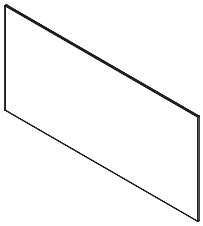

Magnet or Marker Boards (page 332)
- Provides writable and magnetic surface when painted in marker board paint.
- Provides magnetic surface, NON-writable, when painted in other Allsteel paint colors.
- Available in the following heights: 15", 22½"
- Available in the following *widths: 24", 30", 36", 42", 48", 54", 60".
  *Nominal widths, true width is undersized by ½"
- Depth of .45"
- Mounts directly to Gallery Panel. Mounting hardware included. Will deface the panel.

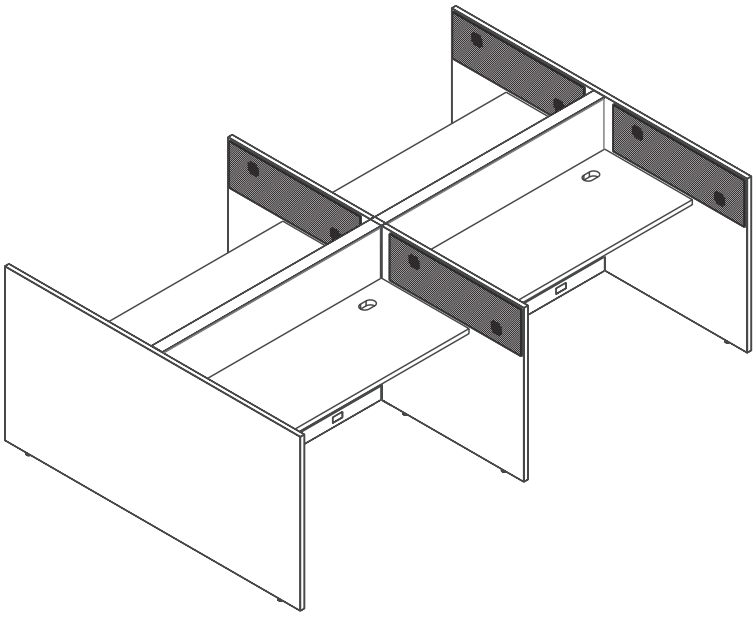

Tackboard Accessory on Mid and End Gallery Panels

Gallery Panels

GSA Reference Page

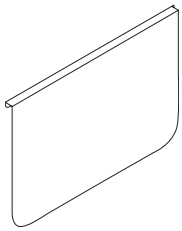

Hanging Magnet or Marker Boards (page 332)

- Hangs over Gallery panel or sits on top of worksurface.
- Provides writable and magnetic surface when painted in marker board paint.
- Provides magnetic surface, NON-writable, when painted in other Allsteel paint colors.
- Cannot be installed back-to-back when hanging in the same location.
- Available in 30"W and in two heights: 20"H and 26"H.
- Cannot be installed on panels with integrated glass.

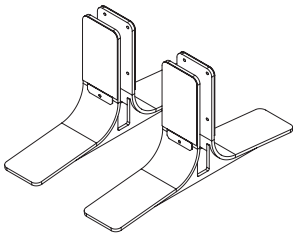

Gallery Panel Foot (page 332)

- Single foot provides rigidity to large wing panel.
- Using two feet on a single Gallery Panel allows for a freestanding application on panels greater than 24"W.
- Available in any textured Allsteel paint.
- Foot extends 9" from either side of the panel.

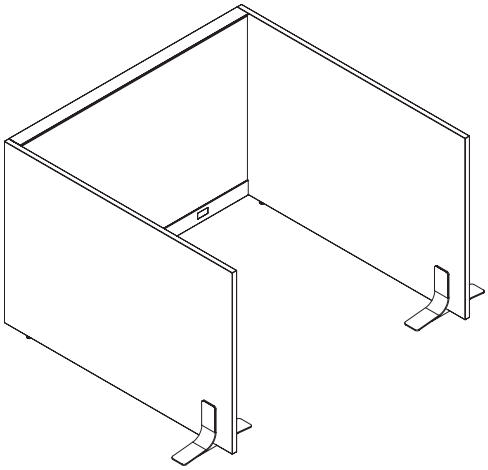

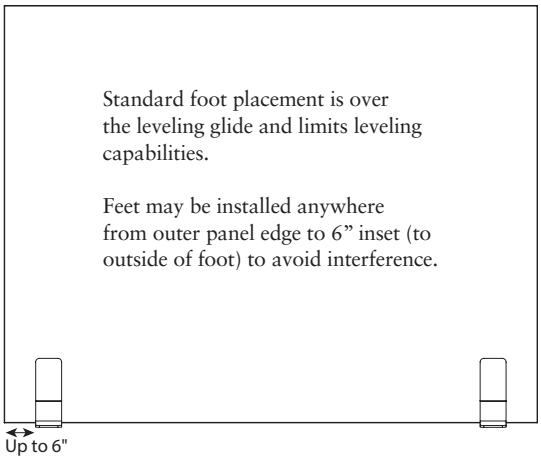

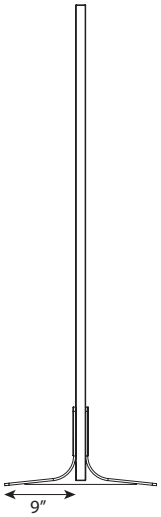

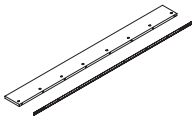

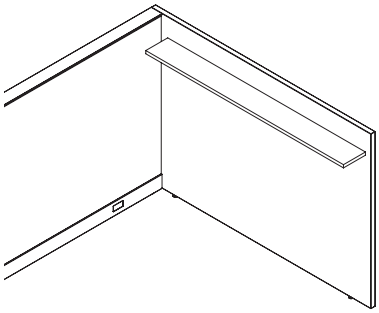

Floating Laminate Shelves (page 333)

- 6" depth.
- ¾" thickness.
- Constructed of HPL laminate with 0.8mm ABS edgebanding.
- Available in solid or horizontal woodgrain laminate.
- Available with contrasting or matching edge.
- Widths available every 6" from 12" to 78"W.
- Widths from 54" to 78" satisfy a stiffener requirement and are meant to be mounted to a panel that is 6" wider than the shelf. (e.g., 84"W panel would accept a 78"W stiffener shelf.)
- Shelves narrower than 54"W do not act as a stiffener.
- Weight capacity is 10lbs per linear foot.

GSA Reference Page



GACRL12

Accessory Rail and Paper Management (page 333)

- Accessory Rail provides mounting for paper management accessories, listed below.
- Rail is 2.6"H and is available in the following widths: 12", 18", 24", 30", 36".
- Rails can be installed in any location on the Gallery Panel, as long as the rail does not extend beyond the top of the panel, and can be placed in-line to span panel length.
- Rail and accessories can be painted any standard Allsteel paint color.
- Mounts directly to the Gallery panel, attachment hardware included.
- Extensions accessories are NOT compatible with the accessory rail.
- These accessories are compatible with panel system tool tiles and rails.
- Includes a rail cover to hide hardware and provide magnetic surface.
- Compatible Rail Accessories:
  - Coat Hook (Rail-based, a mounted version is also available to attach directly to the panel)
    - Rail Based dimensions: 4"x 3"x 1¾"
    - Mounted dimensions: 4"x 3" x 1½"
    - Weight limit: 25 lbs
  - Angle File (Triple, Dual, and Single heights)
    - Depth of 2"
    - Heights: Triple = 15⅓", Dual = 12⅓", Single = 9⅓"
  - Paper Tray (Triple, Dual, and Single heights)
    - Depth of 10"
    - Heights: Triple = 9⅓", Dual = 6⅓", Single = 3⅓"
  - Personal Shelf
    - 9⅓" x 24" x 10⅗"
    - Weight limit: 25 lbs
  - Binder Shelf
    - 12⅓" x 12" x 11⅓"
    - Weight limit: 25lbs

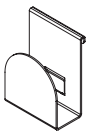

GCHRB

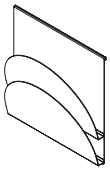

G2AGF

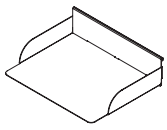

G1PTR

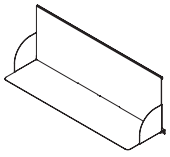

GWPSF

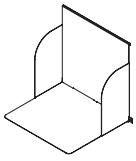

GBRSF

NOTE: When accessory tools are attached to freestanding Gallery Panel screens, excess weight may affect overall panel stability.

Wall Start (page 331)

- Wall Starts are 1⅛" by 1⅛" rectangular mounting posts that are meant to affix a Gallery Panel to a permanent building wall.
- Wall starts add 1⅛" to panel run.
- Attachment hardware not included.
- Must be specified at the same height as the connecting panel.

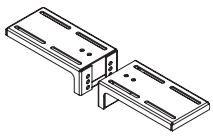

Countertop Brackets (page 331)

- Includes attachment hardware.
- Countertops are flush with the top of the panel and can be flush with the ends of the panel or shorter than the panel width.
- For straight countertops, two countertop brackets must be ordered.
- For corner countertops, three countertop brackets must be ordered.
- Will deface the Gallery Panel.
- May be used in conjunction with Stride, Terrace, or Optimize panels. When transitioning from a Panel spine to a Gallery Panel wing with a corner countertop, use countertop model of the panel system.

Height Adjustable Table Tie-In Brackets (Gallery Panels)

- Improves panel rigidity. Does not function as a panel stability solution.
- AGBKT to be specified for connection to a T leg HAT
- AGBKC to be specified for connection to a C leg HAT
- Reusable mounting template is required and must be ordered separately (AGBKTMP).
- Brackets telescope to account for 24" and 30" worksurface depths and screen attachments.
- A6 C legs with a 30"D worksurface and a screen must be specified with T leg brackets
- NOT compatible with Altitude MAX bases
- Height adjustable table brackets must be installed to both sides of the panel to substitute for a return panel in a dual-sided panel bench application. When a single bracket is connected to a wing panel as shown in the 4-pack image, the HAT bracket can substitute for a return panel.
- Freestanding panel can be connected to height adjustable table if it is supported by HAT brackets on both sides of the table and panel spine.

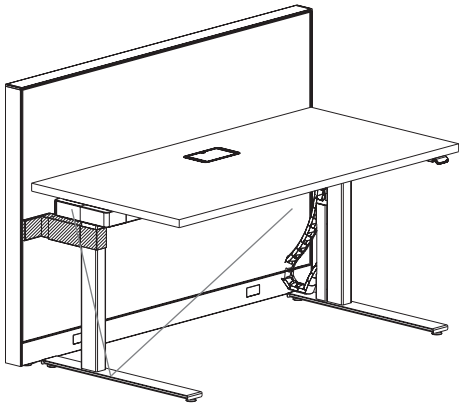

Note: Wire chain cannot be installed on the same leg as a HAT tie-in bracket.

SINGLE BRACKET
Gallery Panel Application:
Max Height (with Glass): 65"H
Max Width: 75"W; No top size restrictions

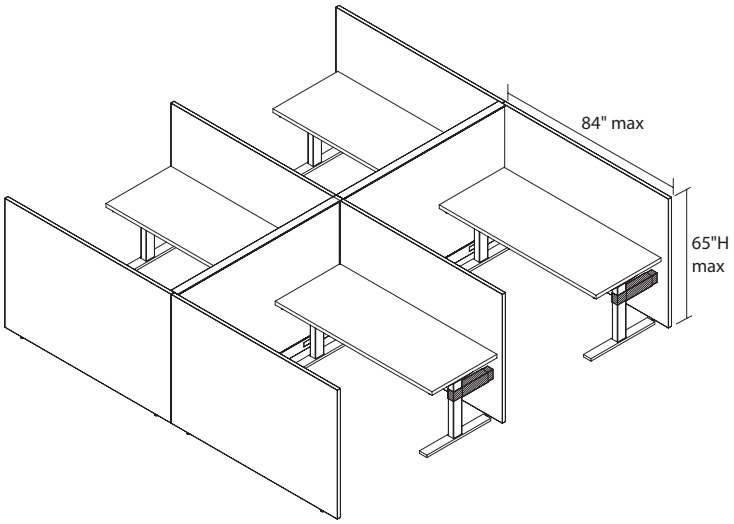

DUAL SIDED PANEL BENCH
Gallery Panel Application:
Max Height (with Glass): 65"H
Bracket Needed: Single Panel (75" max) with Brackets on each leg (placed at the same height)

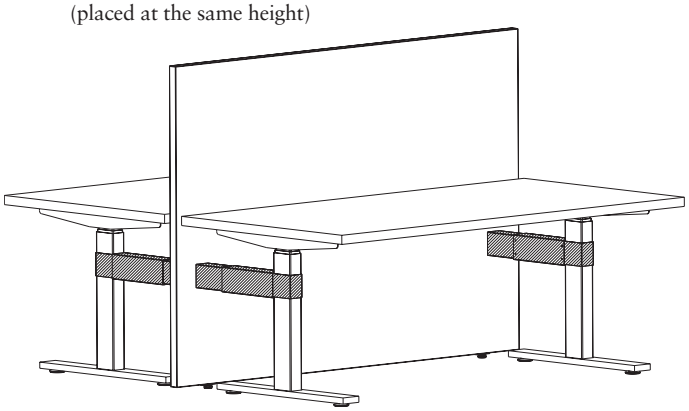

Freestanding Gallery Panel Application

Height Adjustable Table Tie-In Brackets (Optimize, Stride, and Terrace)

- Improves panel rigidity.
- ABKTL to be specified for connection to a LH T-leg HAT
- ABKTR to be specified for connection to a RH T-leg HAT
- ABKCL to be specified for connection to a LH C-leg HAT
- ABKCR to be specified for connection to a RH C-let HAT
- Brackets mount into slotted standard.
- Brackets telescope to account for 24" and 30" worksurface depths and screen attachments.
- A6 C legs with a 30"D worksurface and a screen must be specified with T leg brackets
- NOT compatible with Altitude MAX bases
- Height adjustable table brackets must be installed to both sides of the panel to substitute for a return panel in a dual-sided panel bench application. When a single bracket is connected to a wing panel as shown in the 4-pack image, the HAT bracket can substitute for a return panel.
- Freestanding panel can be connected to height adjustable table if it is supported by HAT brackets on both sides of the table and panel spine for A8, A3, and A6.
- Dual sided A5 tables cannot support a freestanding panel. (A5 was discontinued on 12/31/2020)

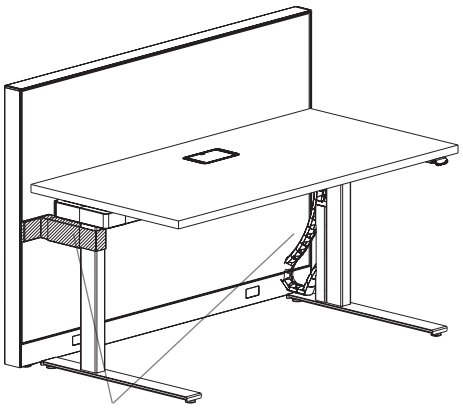

Note: Wire chain cannot be installed on the same leg as a HAT tie-in bracket.

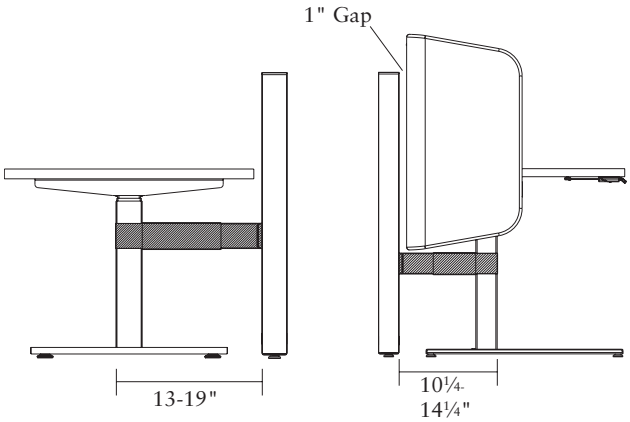

SINGLE BRACKET

Systems Application (not compatible with Concensys):

Max Height (with Glass): 65"H

Max Width: 96"W; Note: tops greater than 72"W will not align.

Overheads cannot be used without return panel

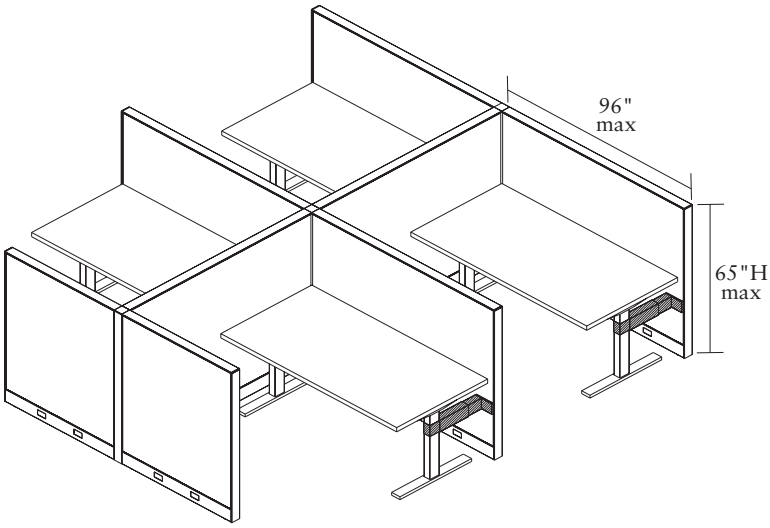

DUAL SIDED PANEL BENCH

Systems Application (not compatible with Concensys):

Max Height (with Glass): 65"H

Bracket Needed: Every 96" on both sides (placed at the same height). Note: tops greater than 72"W will not align.

Overheads cannot be used without return panel

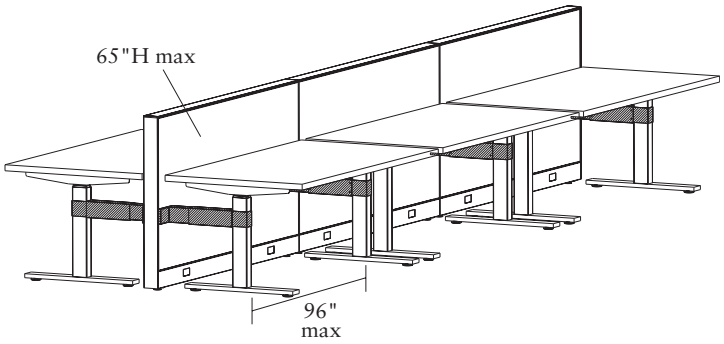

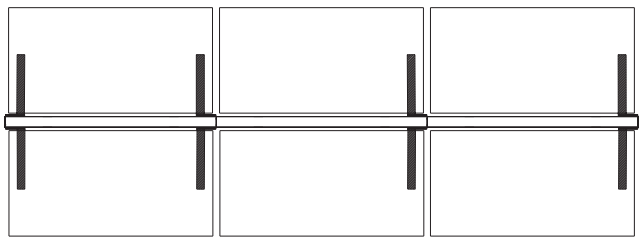

Gallery Panels

Gallery-to-Gallery Panels: 30"H Application

GSA SIN 33721

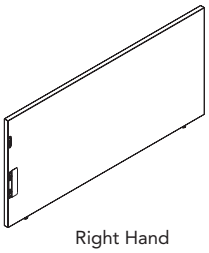

Right Hand

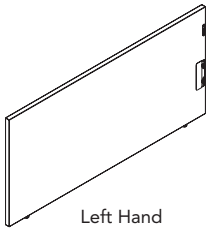

Left Hand

Description	Model	List Price L1	L2	L3
30"H L- Gallery-to-Gallery Panels				
18"W (RH)	GL3018R	$ 698	$ 724	$ 749
18"W (LH)	GL3018L	$ 698	$ 724	$ 749
21"W (RH)	GL3021R	$ 712	$ 738	$ 764
21"W (LH)	GL3021L	$ 712	$ 738	$ 764
24"W (RH)	GL3024R	$ 744	$ 771	$ 798
24"W (LH)	GL3024L	$ 744	$ 771	$ 798
27"W (RH)	GL3027R	$ 781	$ 810	$ 837
27"W (LH)	GL3027L	$ 781	$ 810	$ 837
30"W (RH)	GL3030R	$ 861	$ 892	$ 924
30"W (LH)	GL3030L	$ 861	$ 892	$ 924
36"W (RH)	GL3036R	$ 932	$ 966	$ 999
36"W (LH)	GL3036L	$ 932	$ 966	$ 999
42"W (RH)	GL3042R	$ 1018	$ 1056	$ 1092
42"W (LH)	GL3042L	$ 1018	$ 1056	$ 1092
48"W (RH)	GL3048R	$ 1137	$ 1178	$ 1219
48"W (LH)	GL3048L	$ 1137	$ 1178	$ 1219
54"W (RH)	GL3054R	$ 1202	$ 1245	$ 1289
54"W (LH)	GL3054L	$ 1202	$ 1245	$ 1289
60"W (RH)	GL3060R	$ 1297	$ 1344	$ 1390
60"W (LH)	GL3060L	$ 1297	$ 1344	$ 1390
66"W (RH)	GL3066R	$ 1336	$ 1384	$ 1432
66"W (LH)	GL3066L	$ 1336	$ 1384	$ 1432
72"W (RH)	GL3072R	$ 1455	$ 1508	$ 1560
72"W (LH)	GL3072L	$ 1455	$ 1508	$ 1560
78"W (RH)	GL3078R	$ 1679	$ 1739	$ 1799
78"W (LH)	GL3078L	$ 1679	$ 1739	$ 1799

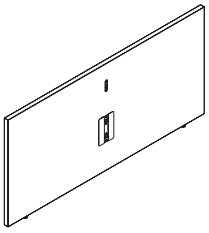

30"H T- Gallery-to-Gallery Panels				
18"W	GT3018	$ 697	$ 723	$ 748
21"W	GT3021	$ 713	$ 739	$ 765
24"W	GT3024	$ 744	$ 771	$ 798
27"W	GT3027	$ 781	$ 810	$ 837
30"W	GT3030	$ 858	$ 889	$ 921
36"W	GT3036	$ 930	$ 964	$ 997
42"W	GT3042	$ 1020	$ 1058	$ 1094
48"W	GT3048	$ 1139	$ 1180	$ 1221
54"W	GT3054	$ 1199	$ 1242	$ 1286
60"W	GT3060	$ 1295	$ 1342	$ 1388
66"W	GT3066	$ 1337	$ 1385	$ 1433
72"W	GT3072	$ 1455	$ 1508	$ 1560
78"W	GT3078	$ 1679	$ 1739	$ 1799

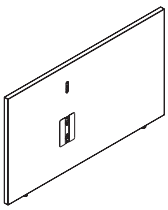

30"H Nonsym T- Gallery-to-Gallery Panels				
42"W 18L 24R	GT301824	$ 1020	$ 1058	$ 1094
42"W 24L 18R	GT302418	$ 1020	$ 1058	$ 1094
48"W 18L 30R	GT301830	$ 1040	$ 1081	$ 1122
48"W 30L 18R	GT303018	$ 1040	$ 1081	$ 1122
54"W 24L 30R	GT302430	$ 1199	$ 1242	$ 1286
54"W 30L 24R	GT303024	$ 1199	$ 1242	$ 1286

Description	Model	List Price
Gallery-to-Gallery Installation Template *(Black only, code P)*	GTEMP	$ 76

How to specify —	*1st Option:*	*2nd Option:*	*3rd Option:*	*4th Option:*	*5th Option:*	*6th Option:*
Select the Model Number from above.	**FSC:** (if applicable): **F** FSC Wood **X** Non-FSC Wood	**Laminate:** (if applicable): See page 286 for finishes.	**Edge:** See page 286 for finishes.	**Grain:** (if applicable): **VLG** Horizontal grain or Solid only. **VST** Vertical Grain (available only for single panels 60"W or less, and for split panels between 87"W and 117"W.	**Paint** See page 286 for finishes.	**Glide:** (if applicable):
G . .	.	.	.	V .	.	G

Gallery Panels

Gallery-to-Gallery Panels: 35"H Application

GSA SIN 33721

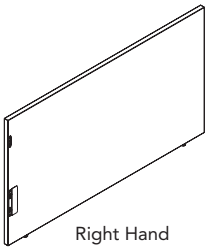

Right Hand

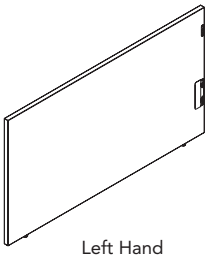

Left Hand

Description	Model	List Price L1	L2	L3
35"H L- Gallery-to-Gallery Panels				
18"W (RH)	GL3518R	$ 787	$ 816	$ 844
18"W (LH)	GL3518L	$ 787	$ 816	$ 844
21"W (RH)	GL3521R	$ 805	$ 834	$ 863
21"W (LH)	GL3521L	$ 805	$ 834	$ 863
24"W (RH)	GL3524R	$ 841	$ 872	$ 901
24"W (LH)	GL3524L	$ 841	$ 872	$ 901
27"W (RH)	GL3527R	$ 874	$ 906	$ 938
27"W (LH)	GL3527L	$ 874	$ 906	$ 938
30"W (RH)	GL3530R	$ 975	$ 1010	$ 1045
30"W (LH)	GL3530L	$ 975	$ 1010	$ 1045
36"W (RH)	GL3536R	$ 1062	$ 1101	$ 1139
36"W (LH)	GL3536L	$ 1062	$ 1101	$ 1139
42"W (RH)	GL3542R	$ 1130	$ 1171	$ 1211
42"W (LH)	GL3542L	$ 1130	$ 1171	$ 1211
48"W (RH)	GL3548R	$ 1228	$ 1272	$ 1317
48"W (LH)	GL3548L	$ 1228	$ 1272	$ 1317
54"W (RH)	GL3554R	$ 1301	$ 1348	$ 1395
54"W (LH)	GL3554L	$ 1301	$ 1348	$ 1395
60"W (RH)	GL3560R	$ 1384	$ 1435	$ 1484
60"W (LH)	GL3560L	$ 1384	$ 1435	$ 1484
66"W (RH)	GL3566R	$ 1446	$ 1499	$ 1550
66"W (LH)	GL3566L	$ 1446	$ 1499	$ 1550
72"W (RH)	GL3572R	$ 1568	$ 1625	$ 1681
72"W (LH)	GL3572L	$ 1568	$ 1625	$ 1681
78"W (RH)	GL3578R	$ 1751	$ 1815	$ 1877
78"W (LH)	GL3578L	$ 1751	$ 1815	$ 1877

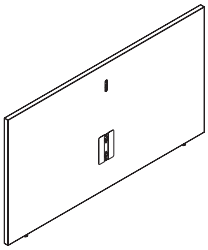

35"H T- Gallery-to-Gallery Panels				
18"W	GT3518	$ 786	$ 815	$ 843
21"W	GT3521	$ 805	$ 834	$ 863
24"W	GT3524	$ 842	$ 873	$ 902
27"W	GT3527	$ 875	$ 907	$ 939
30"W	GT3530	$ 975	$ 1010	$ 1045
36"W	GT3536	$ 1062	$ 1101	$ 1139
42"W	GT3542	$ 1129	$ 1170	$ 1210
48"W	GT3548	$ 1229	$ 1273	$ 1318
54"W	GT3554	$ 1302	$ 1349	$ 1396
60"W	GT3560	$ 1384	$ 1435	$ 1484
66"W	GT3566	$ 1446	$ 1499	$ 1550
72"W	GT3572	$ 1567	$ 1624	$ 1680
78"W	GT3578	$ 1751	$ 1815	$ 1877

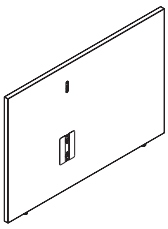

35"H Nonsym T- Gallery-to-Gallery Panels				
42"W 18L 24R	GT351824	$ 1129	$ 1170	$ 1210
42"W 24L 18R	GT352418	$ 1129	$ 1170	$ 1210
48"W 18L 30R	GT351830	$ 1229	$ 1273	$ 1318
48"W 30L 18R	GT353018	$ 1229	$ 1273	$ 1318
54"W 24L 30R	GT352430	$ 1302	$ 1349	$ 1396
54"W 30L 24R	GT353024	$ 1302	$ 1349	$ 1396

Description	Model	List Price
Gallery-to-Gallery Installation Template *(Black only, code P)*	GTEMP	$ 76

How to specify —	*1st Option:*	*2nd Option:*	*3rd Option:*	*4th Option:*	*5th Option:*	*6th Option:*
Select the Model Number from above.	**FSC:** (if applicable): **F** FSC Wood **X** Non-FSC Wood	**Laminate:** (if applicable): See page 286 for finishes.	**Edge:** See page 286 for finishes.	**Grain:** (if applicable): **VLG** Horizontal grain or Solid only. **VST** Vertical Grain (available only for single panels 60"W or less, and for split panels between 87"W and 117"W.	**Paint** See page 286 for finishes.	**Glide:** (if applicable):
G . .		.	.	V .	.	G

Gallery Panels

Gallery-to-Gallery Panels: 42"H Application

GSA SIN 33721

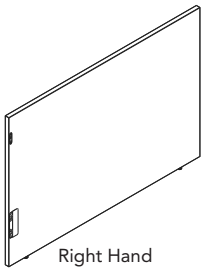
Right Hand

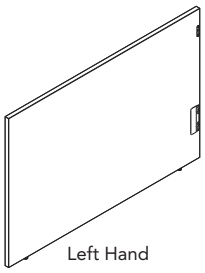
Left Hand

Description	Model	List Price L1	L2	L3
42"H L- Gallery-to-Gallery Panels				
18"W (RH)	GL4218R	$ 854	$ 885	$ 916
18"W (LH)	GL4218L	$ 854	$ 885	$ 916
21"W (RH)	GL4221R	$ 868	$ 900	$ 931
21"W (LH)	GL4221L	$ 868	$ 900	$ 931
24"W (RH)	GL4224R	$ 913	$ 946	$ 979
24"W (LH)	GL4224L	$ 913	$ 946	$ 979
27"W (RH)	GL4227R	$ 954	$ 988	$ 1023
27"W (LH)	GL4227L	$ 954	$ 988	$ 1023
30"W (RH)	GL4230R	$ 1064	$ 1103	$ 1141
30"W (LH)	GL4230L	$ 1064	$ 1103	$ 1141
36"W (RH)	GL4236R	$ 1161	$ 1203	$ 1244
36"W (LH)	GL4236L	$ 1161	$ 1203	$ 1244
42"W (RH)	GL4242R	$ 1240	$ 1285	$ 1330
42"W (LH)	GL4242L	$ 1240	$ 1285	$ 1330
48"W (RH)	GL4248R	$ 1320	$ 1367	$ 1415
48"W (LH)	GL4248L	$ 1320	$ 1367	$ 1415
54"W (RH)	GL4254R	$ 1427	$ 1479	$ 1530
54"W (LH)	GL4254L	$ 1427	$ 1479	$ 1530
60"W (RH)	GL4260R	$ 1504	$ 1558	$ 1612
60"W (LH)	GL4260L	$ 1504	$ 1558	$ 1612
66"W (RH)	GL4266R	$ 1583	$ 1640	$ 1697
66"W (LH)	GL4266L	$ 1583	$ 1640	$ 1697
72"W (RH)	GL4272R	$ 1693	$ 1755	$ 1814
72"W (LH)	GL4272L	$ 1693	$ 1755	$ 1814
78"W (RH)	GL4278R	$ 1843	$ 1910	$ 1975
78"W (LH)	GL4278L	$ 1843	$ 1910	$ 1975

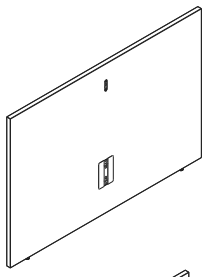

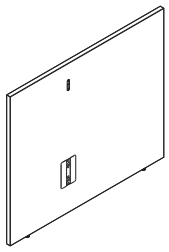

Description	Model	List Price L1	L2	L3
42"H T- Gallery-to-Gallery Panels				
18"W	GT4218	$ 855	$ 886	$ 917
21"W	GT4221	$ 869	$ 901	$ 932
24"W	GT4224	$ 915	$ 948	$ 981
27"W	GT4227	$ 953	$ 987	$ 1022
30"W	GT4230	$ 1066	$ 1105	$ 1143
36"W	GT4236	$ 1162	$ 1204	$ 1245
42"W	GT4242	$ 1241	$ 1286	$ 1331
48"W	GT4248	$ 1323	$ 1370	$ 1418
54"W	GT4254	$ 1429	$ 1481	$ 1532
60"W	GT4260	$ 1505	$ 1559	$ 1613
66"W	GT4266	$ 1584	$ 1641	$ 1698
72"W	GT4272	$ 1693	$ 1755	$ 1814
78"W	GT4278	$ 1844	$ 1911	$ 1976
42"H Nonsym T- Gallery-to-Gallery Panels				
42"W 18L 24R	GT421824	$ 1241	$ 1286	$ 1331
42"W 24L 18R	GT422418	$ 1241	$ 1286	$ 1331
48"W 18L 30R	GT421830	$ 1323	$ 1370	$ 1418
48"W 30L 18R	GT423018	$ 1323	$ 1370	$ 1418
54"W 24L 30R	GT422430	$ 1429	$ 1481	$ 1532
54"W 30L 24R	GT423024	$ 1429	$ 1481	$ 1532

Description	Model	List Price
Gallery-to-Gallery Installation Template *(Black only, code P)*	GTEMP	$ 76

How to specify —	*1st Option:*	*2nd Option:*	*3rd Option:*	*4th Option:*	*5th Option:*	*6th Option:*
Select the Model Number from above.	**FSC:** (if applicable): **F** FSC Wood **X** Non-FSC Wood	**Laminate:** (if applicable): See page 286 for finishes.	**Edge:** See page 286 for finishes.	**Grain:** (if applicable): **VLG** Horizontal grain or Solid only. **VST** Vertical Grain (available only for single panels 60"W or less, and for split panels between 87"W and 117"W.	**Paint** See page 286 for finishes.	**Glide:** (if applicable):
G . .	.	.	.	V .	.	G

Gallery Panels

Gallery-to-Gallery Panels: 50"H Application

GSA SIN 33721

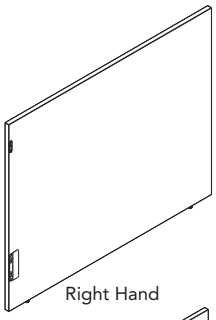

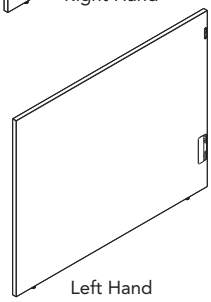

Description	Model	List Price L1	L2	L3
50"H L- Gallery-to-Gallery Panels				
18"W (RH)	GL5018R	$ 960	$ 995	$ 1029
18"W (LH)	GL5018L	$ 960	$ 995	$ 1029
21"W (RH)	GL5021R	$ 981	$ 1016	$ 1052
21"W (LH)	GL5021L	$ 981	$ 1016	$ 1052
24"W (RH)	GL5024R	$ 1018	$ 1056	$ 1092
24"W (LH)	GL5024L	$ 1018	$ 1056	$ 1092
27"W (RH)	GL5027R	$ 1061	$ 1100	$ 1138
27"W (LH)	GL5027L	$ 1061	$ 1100	$ 1138
30"W (RH)	GL5030R	$ 1157	$ 1199	$ 1240
30"W (LH)	GL5030L	$ 1157	$ 1199	$ 1240
36"W (RH)	GL5036R	$ 1256	$ 1301	$ 1347
36"W (LH)	GL5036L	$ 1256	$ 1301	$ 1347
42"W (RH)	GL5042R	$ 1346	$ 1394	$ 1442
42"W (LH)	GL5042L	$ 1346	$ 1394	$ 1442
48"W (RH)	GL5048R	$ 1461	$ 1514	$ 1566
48"W (LH)	GL5048L	$ 1461	$ 1514	$ 1566
54"W (RH)	GL5054R	$ 1547	$ 1603	$ 1659
54"W (LH)	GL5054L	$ 1547	$ 1603	$ 1659
60"W (RH)	GL5060R	$ 1623	$ 1681	$ 1740
60"W (LH)	GL5060L	$ 1623	$ 1681	$ 1740
66"W (RH)	GL5066R	$ 1694	$ 1756	$ 1815
66"W (LH)	GL5066L	$ 1694	$ 1756	$ 1815
72"W (RH)	GL5072R	$ 1781	$ 1846	$ 1909
72"W (LH)	GL5072L	$ 1781	$ 1846	$ 1909
78"W (RH)	GL5078R	$ 2051	$ 2125	$ 2199
78"W (LH)	GL5078L	$ 2051	$ 2125	$ 2199

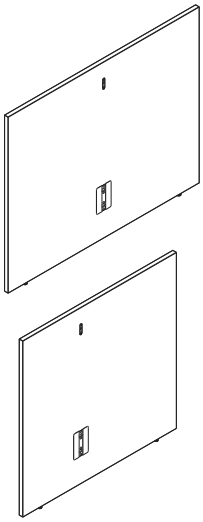

50"H T- Gallery-to-Gallery Panels				
18"W	GT5018	$ 961	$ 996	$ 1030
21"W	GT5021	$ 983	$ 1018	$ 1054
24"W	GT5024	$ 1020	$ 1058	$ 1094
27"W	GT5027	$ 1060	$ 1099	$ 1137
30"W	GT5030	$ 1155	$ 1197	$ 1238
36"W	GT5036	$ 1256	$ 1301	$ 1347
42"W	GT5042	$ 1346	$ 1394	$ 1442
48"W	GT5048	$ 1459	$ 1512	$ 1564
54"W	GT5054	$ 1548	$ 1604	$ 1660
60"W	GT5060	$ 1624	$ 1682	$ 1741
66"W	GT5066	$ 1697	$ 1759	$ 1818
72"W	GT5072	$ 1780	$ 1845	$ 1908
78"W	GT5078	$ 2050	$ 2124	$ 2198
50"H Nonsym T- Gallery-to-Gallery Panels				
42"W 18L 24R	GT501824	$ 1346	$ 1394	$ 1442
42"W 24L 18R	GT502418	$ 1346	$ 1394	$ 1442
48"W 18L 30R	GT501830	$ 1459	$ 1512	$ 1564
48"W 30L 18R	GT503018	$ 1459	$ 1512	$ 1564
54"W 24L 30R	GT502430	$ 1548	$ 1604	$ 1660
54"W 30L 24R	GT503024	$ 1548	$ 1604	$ 1660

Description	Model	List Price
Gallery-to-Gallery Installation Template *(Black only, code P)*	GTEMP	$ 76

How to specify —	*1st Option:*	*2nd Option:*	*3rd Option:*	*4th Option:*	*5th Option:*	*6th Option:*
Select the Model Number from above.	**FSC:** (if applicable): **F** FSC Wood **X** Non-FSC Wood	**Laminate:** (if applicable): See page 286 for finishes.	**Edge:** See page 286 for finishes.	**Grain:** (if applicable): **VLG** Horizontal grain or Solid only. **VST** Vertical Grain (available only for single panels 60"W or less, and for split panels between 87"W and 117"W.	**Paint** See page 286 for finishes.	**Glide:** (if applicable):
G . .	.	.	.	V .	.	G

Gallery Panels

Gallery-to-Gallery Panels: 57½"H Application

GSA SIN 33721

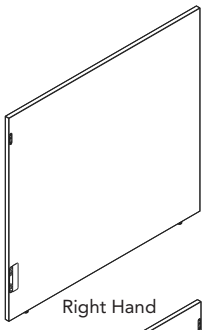

Right Hand

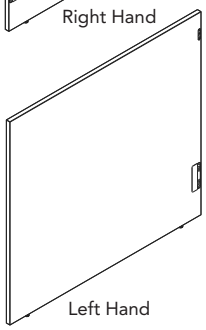

Left Hand

Description	Model	List Price L1	L2	L3
57½"H L- Gallery-to-Gallery Panels				
18"W (RH)	**GL5718R**	$ 1119	$ 1160	$ 1200
18"W (LH)	**GL5718L**	$ 1119	$ 1160	$ 1200
21"W (RH)	**GL5721R**	$ 1138	$ 1179	$ 1220
21"W (LH)	**GL5721L**	$ 1138	$ 1179	$ 1220
24"W (RH)	**GL5724R**	$ 1177	$ 1220	$ 1261
24"W (LH)	**GL5724L**	$ 1177	$ 1220	$ 1261
27"W (RH)	**GL5727R**	$ 1219	$ 1263	$ 1307
27"W (LH)	**GL5727L**	$ 1219	$ 1263	$ 1307
30"W (RH)	**GL5730R**	$ 1314	$ 1361	$ 1408
30"W (LH)	**GL5730L**	$ 1314	$ 1361	$ 1408
36"W (RH)	**GL5736R**	$ 1414	$ 1465	$ 1516
36"W (LH)	**GL5736L**	$ 1414	$ 1465	$ 1516
42"W (RH)	**GL5742R**	$ 1503	$ 1557	$ 1611
42"W (LH)	**GL5742L**	$ 1503	$ 1557	$ 1611
48"W (RH)	**GL5748R**	$ 1619	$ 1677	$ 1735
48"W (LH)	**GL5748L**	$ 1619	$ 1677	$ 1735
54"W (RH)	**GL5754R**	$ 1707	$ 1769	$ 1830
54"W (LH)	**GL5754L**	$ 1707	$ 1769	$ 1830
60"W (RH)	**GL5760R**	$ 1782	$ 1847	$ 1910
60"W (LH)	**GL5760L**	$ 1782	$ 1847	$ 1910
66"W (RH)	**GL5766R**	$ 1855	$ 1922	$ 1988
66"W (LH)	**GL5766L**	$ 1855	$ 1922	$ 1988
72"W (RH)	**GL5772R**	$ 1940	$ 2010	$ 2079
72"W (LH)	**GL5772L**	$ 1940	$ 2010	$ 2079
78"W (RH)	**GL5778R**	$ 2208	$ 2288	$ 2367
78"W (LH)	**GL5778L**	$ 2208	$ 2288	$ 2367

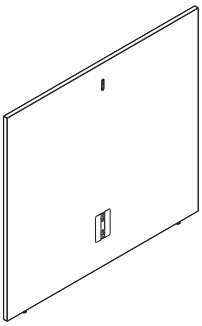

Description	Model	List Price L1	L2	L3
57½"H T- Gallery-to-Gallery Panels				
18"W	**GT5718**	$ 1117	$ 1158	$ 1198
21"W	**GT5721**	$ 1140	$ 1181	$ 1222
24"W	**GT5724**	$ 1177	$ 1220	$ 1261
27"W	**GT5727**	$ 1219	$ 1263	$ 1307
30"W	**GT5730**	$ 1315	$ 1362	$ 1409
36"W	**GT5736**	$ 1413	$ 1464	$ 1515
42"W	**GT5742**	$ 1504	$ 1558	$ 1612
48"W	**GT5748**	$ 1620	$ 1678	$ 1736
54"W	**GT5754**	$ 1705	$ 1767	$ 1828
60"W	**GT5760**	$ 1781	$ 1846	$ 1909
66"W	**GT5766**	$ 1854	$ 1921	$ 1987
72"W	**GT5772**	$ 1939	$ 2009	$ 2078
78"W	**GT5778**	$ 2209	$ 2289	$ 2368

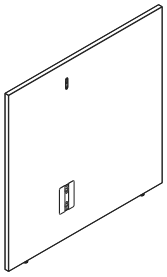

Description	Model	List Price L1	L2	L3
57½"H Nonsym T- Gallery-to-Gallery Panels				
42"W 18L 24R	**GT571824**	$ 1504	$ 1558	$ 1612
42"W 24L 18R	**GT572418**	$ 1504	$ 1558	$ 1612
48"W 18L 30R	**GT571830**	$ 1620	$ 1678	$ 1736
48"W 30L 18R	**GT573018**	$ 1620	$ 1678	$ 1736
54"W 24L 30R	**GT572430**	$ 1705	$ 1767	$ 1828
54"W 30L 24R	**GT573024**	$ 1705	$ 1767	$ 1828

Description	Model	List Price
Gallery-to-Gallery Installation Template *(Black only, code P)*	**GTEMP**	**$ 76**

How to specify — **Select the Model Number from above.**	*1st Option:* **FSC:** (if applicable): **F** FSC Wood **X** Non-FSC Wood	*2nd Option:* **Laminate:** (if applicable): See page 286 for finishes.	*3rd Option:* **Edge:** See page 286 for finishes.	*4th Option:* **Grain:** (if applicable): **VLG** Horizontal grain or Solid only. **VST** Vertical Grain (available only for single panels 60"W or less, and for split panels between 87"W and 117"W.	*5th Option:* **Paint** See page 286 for finishes.	*6th Option:* **Glide:** (if applicable):
G ____ . ____ .		____ .	____ .	**V** ____ .	____ .	**G**

Gallery Panels

Gallery-to-Gallery Panels for use with Glass: 30" Application

GSA SIN 33721

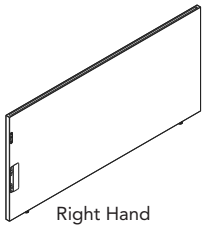
Right Hand

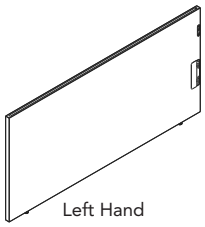
Left Hand

Description	Model	List Price L1	List Price L2	List Price L3	Accepts Glass Models 7½"H, 13"H, 15"H
30"H L- Gallery-to-Gallery Panels For Use w/ Glass					
18"W (RH)	GL3018RG	$ 931	$ 965	$ 998	G4 ␣␣ 18GS
18"W (LH)	GL3018LG	$ 931	$ 965	$ 998	G4 ␣␣ 18GS
21"W (RH)	GL3021RG	$ 945	$ 979	$ 1013	G4 ␣␣ 21GS
21"W (LH)	GL3021LG	$ 945	$ 979	$ 1013	G4 ␣␣ 21GS
24"W (RH)	GL3024RG	$ 977	$ 1012	$ 1047	G4 ␣␣ 24GS
24"W (LH)	GL3024LG	$ 977	$ 1012	$ 1047	G4 ␣␣ 24GS
27"W (RH)	GL3027RG	$ 1015	$ 1051	$ 1089	G4 ␣␣ 27GS
27"W (LH)	GL3027LG	$ 1015	$ 1051	$ 1089	G4 ␣␣ 27GS
30"W (RH)	GL3030RG	$ 1091	$ 1131	$ 1170	G4 ␣␣ 30GS
30"W (LH)	GL3030LG	$ 1091	$ 1131	$ 1170	G4 ␣␣ 30GS
36"W (RH)	GL3036RG	$ 1165	$ 1207	$ 1249	G4 ␣␣ 36GS
36"W (LH)	GL3036LG	$ 1165	$ 1207	$ 1249	G4 ␣␣ 36GS
42"W (RH)	GL3042RG	$ 1252	$ 1297	$ 1342	G4 ␣␣ 42GS
42"W (LH)	GL3042LG	$ 1252	$ 1297	$ 1342	G4 ␣␣ 42GS
48"W (RH)	GL3048RG	$ 1371	$ 1421	$ 1470	G4 ␣␣ 48GS
48"W (LH)	GL3048LG	$ 1371	$ 1421	$ 1470	G4 ␣␣ 48GS
54"W (RH)	GL3054RG	$ 1433	$ 1485	$ 1536	G4 ␣␣ 54GS
54"W (LH)	GL3054LG	$ 1433	$ 1485	$ 1536	G4 ␣␣ 54GS
60"W (RH)	GL3060RG	$ 1531	$ 1586	$ 1642	G4 ␣␣ 60GS
60"W (LH)	GL3060LG	$ 1531	$ 1586	$ 1642	G4 ␣␣ 60GS
66"W (RH)	GL3066RG	$ 1569	$ 1626	$ 1682	G4 ␣␣ 66GS
66"W (LH)	GL3066LG	$ 1569	$ 1626	$ 1682	G4 ␣␣ 66GS
72"W (RH)	GL3072RG	$ 1688	$ 1748	$ 1809	G4 ␣␣ 72GS
72"W (LH)	GL3072LG	$ 1688	$ 1748	$ 1809	G4 ␣␣ 72GS
78"W (RH)	GL3078RG	$ 1911	$ 1980	$ 2049	G4 ␣␣ 78GS
78"W (LH)	GL3078LG	$ 1911	$ 1980	$ 2049	G4 ␣␣ 78GS

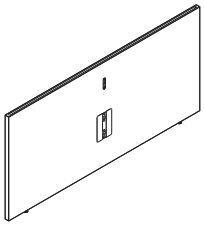

Description	Model	List Price L1	List Price L2	List Price L3	Accepts Glass Models 7½"H, 13"H, 15"H
30"H T- Gallery-to-Gallery Panels For Use w/ Glass					
18"W	GT3018G	$ 929	$ 963	$ 996	G4 ␣␣ 18GS
21"W	GT3021G	$ 948	$ 982	$ 1016	G4 ␣␣ 21GS
24"W	GT3024G	$ 976	$ 1011	$ 1046	G4 ␣␣ 24GS
27"W	GT3027G	$ 1014	$ 1050	$ 1088	G4 ␣␣ 27GS
30"W	GT3030G	$ 1093	$ 1133	$ 1172	G4 ␣␣ 30GS
36"W	GT3036G	$ 1163	$ 1205	$ 1247	G4 ␣␣ 36GS
42"W	GT3042G	$ 1253	$ 1298	$ 1343	G4 ␣␣ 42GS
48"W	GT3048G	$ 1372	$ 1422	$ 1471	G4 ␣␣ 48GS
54"W	GT3054G	$ 1434	$ 1486	$ 1537	G4 ␣␣ 54GS
60"W	GT3060G	$ 1528	$ 1583	$ 1639	G4 ␣␣ 60GS
66"W	GT3066G	$ 1568	$ 1625	$ 1681	G4 ␣␣ 66GS
72"W	GT3072G	$ 1689	$ 1749	$ 1810	G4 ␣␣ 72GS
78"W	GT3078G	$ 1912	$ 1981	$ 2050	G4 ␣␣ 78GS

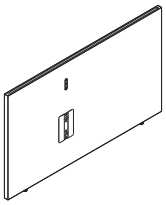

Description	Model	List Price L1	List Price L2	List Price L3	Accepts Glass Models 7½"H, 13"H, 15"H
30"H Nonsym T- Gallery-to-Gallery Panels For Use w/ Glass					
42"W 18L 24R	GT301824G	$ 1253	$ 1298	$ 1343	G4 ␣␣ 42GS
42"W 24L 18R	GT302418G	$ 1253	$ 1298	$ 1343	G4 ␣␣ 42GS
48"W 18L 30R	GT301830G	$ 1372	$ 1422	$ 1471	G4 ␣␣ 48GS
48"W 30L 18R	GT303018G	$ 1372	$ 1422	$ 1471	G4 ␣␣ 48GS
54"W 24L 30R	GT302430G	$ 1434	$ 1486	$ 1537	G4 ␣␣ 54GS
54"W 30L 24R	GT303024G	$ 1434	$ 1486	$ 1537	G4 ␣␣ 54GS

Note: Fill in model number blanks with one of the following options to determine glass height.

07 7.5"H glass
13 13"H glass
15 15"H glass

Description	Model	List Price
Gallery-to-Gallery Installation Template *(Black only, code P)*	GTEMP	$ 76

How to specify —	*1st Option:*	*2nd Option:*	*3rd Option:*	*4th Option:*	*5th Option:*	*6th Option:*
Select the Model Number from above.	**FSC:** (if applicable): **F** FSC Wood **X** Non-FSC Wood	**Laminate:** (if applicable): See page 286 for finishes.	**Edge:** See page 286 for finishes.	**Grain:** (if applicable): **VLG** Horizontal grain or Solid only. **VST** Vertical Grain (available only for single panels 60"W or less, and for split panels between 87"W and 117"W.	**Paint** See page 286 for finishes.	**Glide:** (if applicable):
G ␣␣␣␣␣␣␣ . ␣ .		␣␣␣␣ .	␣␣ .	V ␣␣ .	␣␣␣ .	G

Gallery Panels

Gallery-to-Gallery Panels for use with Glass: 35" Application

GSA SIN 33721

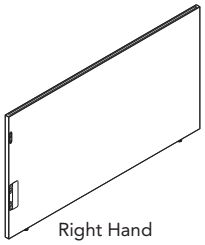
Right Hand

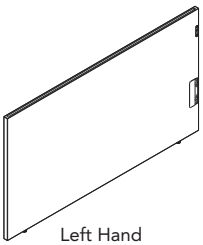
Left Hand

Description	Model	List Price L1	List Price L2	List Price L3	Accepts Glass Models 7½"H, 13"H, 15"H
35"H L- Gallery-to-Gallery Panels For Use w/ Glass					
18"W (RH)	GL3518RG	1018	1056	1092	G4 ␣␣ 18GS
18"W (LH)	GL3518LG	1018	1056	1092	G4 ␣␣ 18GS
21"W (RH)	GL3521RG	1039	1077	1114	G4 ␣␣ 21GS
21"W (LH)	GL3521LG	1039	1077	1114	G4 ␣␣ 21GS
24"W (RH)	GL3524RG	1075	1114	1153	G4 ␣␣ 24GS
24"W (LH)	GL3524LG	1075	1114	1153	G4 ␣␣ 24GS
27"W (RH)	GL3527RG	1108	1148	1188	G4 ␣␣ 27GS
27"W (LH)	GL3527LG	1108	1148	1188	G4 ␣␣ 27GS
30"W (RH)	GL3530RG	1207	1251	1294	G4 ␣␣ 30GS
30"W (LH)	GL3530LG	1207	1251	1294	G4 ␣␣ 30GS
36"W (RH)	GL3536RG	1296	1343	1389	G4 ␣␣ 36GS
36"W (LH)	GL3536LG	1296	1343	1389	G4 ␣␣ 36GS
42"W (RH)	GL3542RG	1360	1410	1459	G4 ␣␣ 42GS
42"W (LH)	GL3542LG	1360	1410	1459	G4 ␣␣ 42GS
48"W (RH)	GL3548RG	1461	1514	1566	G4 ␣␣ 48GS
48"W (LH)	GL3548LG	1461	1514	1566	G4 ␣␣ 48GS
54"W (RH)	GL3554RG	1534	1589	1645	G4 ␣␣ 54GS
54"W (LH)	GL3554LG	1534	1589	1645	G4 ␣␣ 54GS
60"W (RH)	GL3560RG	1617	1675	1733	G4 ␣␣ 60GS
60"W (LH)	GL3560LG	1617	1675	1733	G4 ␣␣ 60GS
66"W (RH)	GL3566RG	1679	1739	1799	G4 ␣␣ 66GS
66"W (LH)	GL3566LG	1679	1739	1799	G4 ␣␣ 66GS
72"W (RH)	GL3572RG	1800	1865	1929	G4 ␣␣ 72GS
72"W (LH)	GL3572LG	1800	1865	1929	G4 ␣␣ 72GS
78"W (RH)	GL3578RG	1984	2055	2126	G4 ␣␣ 78GS
78"W (LH)	GL3578LG	1984	2055	2126	G4 ␣␣ 78GS

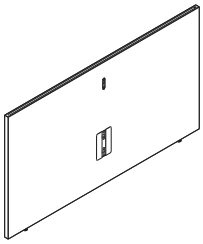

35"H T- Gallery-to-Gallery Panels For Use w/ Glass					
18"W	GT3518G	1020	1058	1094	G4 ␣␣ 18GS
21"W	GT3521G	1037	1075	1112	G4 ␣␣ 21GS
24"W	GT3524G	1074	1113	1152	G4 ␣␣ 24GS
27"W	GT3527G	1107	1147	1187	G4 ␣␣ 27GS
30"W	GT3530G	1209	1253	1296	G4 ␣␣ 30GS
36"W	GT3536G	1294	1341	1387	G4 ␣␣ 36GS
42"W	GT3542G	1362	1412	1461	G4 ␣␣ 42GS
48"W	GT3548G	1459	1512	1564	G4 ␣␣ 48GS
54"W	GT3554G	1534	1589	1645	G4 ␣␣ 54GS
60"W	GT3560G	1619	1677	1735	G4 ␣␣ 60GS
66"W	GT3566G	1679	1739	1799	G4 ␣␣ 66GS
72"W	GT3572G	1801	1866	1930	G4 ␣␣ 72GS
78"W	GT3578G	1982	2053	2124	G4 ␣␣ 78GS

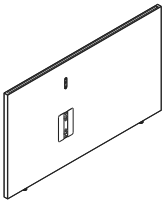

35"H Nonsym T- Gallery-to-Gallery Panels For Use w/ Glass					
42"W 18L 24R	GT351824G	1362	1412	1461	G4 ␣␣ 42GS
42"W 24L 18R	GT352418G	1362	1412	1461	G4 ␣␣ 42GS
48"W 18L 30R	GT351830G	1459	1512	1564	G4 ␣␣ 48GS
48"W 30L 18R	GT353018G	1459	1512	1564	G4 ␣␣ 48GS
54"W 24L 30R	GT352430G	1534	1589	1645	G4 ␣␣ 54GS
54"W 30L 24R	GT353024G	1534	1589	1645	G4 ␣␣ 54GS

Note: Fill in model number blanks with one of the following options to determine glass height.

- **07** 7.5"H glass
- **13** 13"H glass
- **15** 15"H glass

Description	Model	List Price
Gallery-to-Gallery Installation Template *(Black only, code P)*	GTEMP	$ 76

How to specify —	*1st Option:*	*2nd Option:*	*3rd Option:*	*4th Option:*	*5th Option:*	*6th Option:*
Select the Model Number from above.	**FSC:** (if applicable): **F** FSC Wood **X** Non-FSC Wood	**Laminate:** (if applicable): See page 286 for finishes.	**Edge:** See page 286 for finishes.	**Grain:** (if applicable): **VLG** Horizontal grain or Solid only. **VST** Vertical Grain (available only for single panels 60"W or less, and for split panels between 87"W and 117"W.	**Paint** See page 286 for finishes.	**Glide:** (if applicable):
G ␣␣␣␣␣␣␣ .	␣ .	␣␣␣␣ .	␣␣ .	V ␣␣ .	␣␣␣ .	G

Gallery Panels

Gallery-to-Gallery Panels for use with Glass: 42" Application

GSA SIN 33721

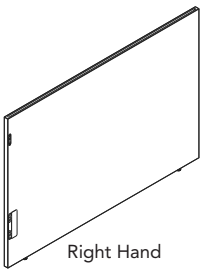
Right Hand

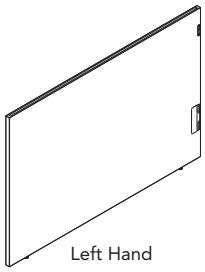
Left Hand

Description	Model	List Price L1	L2	L3	Accepts Glass Models 7½"H, 13"H, 15"H
42"H L- Gallery-to-Gallery Panels For Use w/ Glass					
18"W (RH)	GL4218RG	1087	1127	1166	G4 ␣␣ 18GS
18"W (LH)	GL4218LG	1087	1127	1166	G4 ␣␣ 18GS
21"W (RH)	GL4221RG	1100	1140	1179	G4 ␣␣ 21GS
21"W (LH)	GL4221LG	1100	1140	1179	G4 ␣␣ 21GS
24"W (RH)	GL4224RG	1148	1190	1230	G4 ␣␣ 24GS
24"W (LH)	GL4224LG	1148	1190	1230	G4 ␣␣ 24GS
27"W (RH)	GL4227RG	1188	1231	1274	G4 ␣␣ 27GS
27"W (LH)	GL4227LG	1188	1231	1274	G4 ␣␣ 27GS
30"W (RH)	GL4230RG	1298	1345	1391	G4 ␣␣ 30GS
30"W (LH)	GL4230LG	1298	1345	1391	G4 ␣␣ 30GS
36"W (RH)	GL4236RG	1394	1445	1495	G4 ␣␣ 36GS
36"W (LH)	GL4236LG	1394	1445	1495	G4 ␣␣ 36GS
42"W (RH)	GL4242RG	1473	1526	1579	G4 ␣␣ 42GS
42"W (LH)	GL4242LG	1473	1526	1579	G4 ␣␣ 42GS
48"W (RH)	GL4248RG	1555	1611	1667	G4 ␣␣ 48GS
48"W (LH)	GL4248LG	1555	1611	1667	G4 ␣␣ 48GS
54"W (RH)	GL4254RG	1660	1720	1779	G4 ␣␣ 54GS
54"W (LH)	GL4254LG	1660	1720	1779	G4 ␣␣ 54GS
60"W (RH)	GL4260RG	1738	1801	1863	G4 ␣␣ 60GS
60"W (LH)	GL4260LG	1738	1801	1863	G4 ␣␣ 60GS
66"W (RH)	GL4266RG	1818	1884	1948	G4 ␣␣ 66GS
66"W (LH)	GL4266LG	1818	1884	1948	G4 ␣␣ 66GS
72"W (RH)	GL4272RG	1928	1997	2067	G4 ␣␣ 72GS
72"W (LH)	GL4272LG	1928	1997	2067	G4 ␣␣ 72GS
78"W (RH)	GL4278RG	2077	2152	2226	G4 ␣␣ 78GS
78"W (LH)	GL4278LG	2077	2152	2226	G4 ␣␣ 78GS

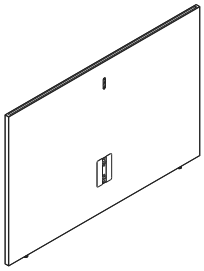

42"H T- Gallery-to-Gallery Panels For Use w/ Glass					
18"W	GT4218G	1088	1128	1167	G4 ␣␣ 18GS
21"W	GT4221G	1103	1143	1182	G4 ␣␣ 21GS
24"W	GT4224G	1148	1190	1230	G4 ␣␣ 24GS
27"W	GT4227G	1186	1229	1272	G4 ␣␣ 27GS
30"W	GT4230G	1300	1347	1393	G4 ␣␣ 30GS
36"W	GT4236G	1396	1447	1497	G4 ␣␣ 36GS
42"W	GT4242G	1473	1526	1579	G4 ␣␣ 42GS
48"W	GT4248G	1554	1610	1666	G4 ␣␣ 48GS
54"W	GT4254G	1661	1721	1780	G4 ␣␣ 54GS
60"W	GT4260G	1738	1801	1863	G4 ␣␣ 60GS
66"W	GT4266G	1817	1883	1947	G4 ␣␣ 66GS
72"W	GT4272G	1927	1996	2066	G4 ␣␣ 72GS
78"W	GT4278G	2076	2151	2225	G4 ␣␣ 78GS

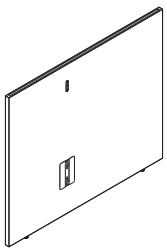

42"H Nonsym T- Gallery-to-Gallery Panels For Use w/ Glass					
42"W 18L 24R	GT421824G	1473	1526	1579	G4 ␣␣ 42GS
42"W 24L 18R	GT422418G	1473	1526	1579	G4 ␣␣ 42GS
48"W 18L 30R	GT421830G	1554	1610	1666	G4 ␣␣ 48GS
48"W 30L 18R	GT423018G	1554	1610	1666	G4 ␣␣ 48GS
54"W 24L 30R	GT422430G	1661	1721	1780	G4 ␣␣ 54GS
54"W 30L 24R	GT423024G	1661	1721	1780	G4 ␣␣ 54GS

Note: Fill in model number blanks with one of the following options to determine glass height.
- **07** 7.5"H glass
- **13** 13"H glass
- **15** 15"H glass

Description	Model	List Price
Gallery-to-Gallery Installation Template *(Black only, code P)*	GTEMP	$ 76

How to specify —	*1st Option:*	*2nd Option:*	*3rd Option:*	*4th Option:*	*5th Option:*	*6th Option:*
Select the Model Number from above.	**FSC:** (if applicable): **F** FSC Wood **X** Non-FSC Wood	**Laminate:** (if applicable): See page 286 for finishes.	**Edge:** See page 286 for finishes.	**Grain:** (if applicable): **VLG** Horizontal grain or Solid only. **VST** Vertical Grain (available only for single panels 60"W or less, and for split panels between 87"W and 117"W.	**Paint** See page 286 for finishes.	**Glide:** (if applicable):
G ␣␣␣␣␣␣␣ .	␣ .	␣␣␣␣ .	␣␣ .	V ␣␣ .	␣␣␣ .	G

Gallery Panels

Gallery-to-Gallery Panels for use with Glass: 50" Application

GSA SIN 33721

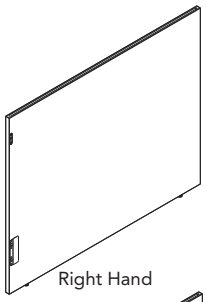
Right Hand

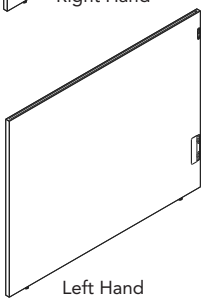
Left Hand

Description	Model	List Price L1	L2	L3	Accepts Glass Models 7½"H, 13"H, 15"H
50"H L- Gallery-to-Gallery Panels For Use w/ Glass					
18"W (RH)	GL5018RG	1193	1236	1279	G4 ␣␣ 18GS
18"W (LH)	GL5018LG	1193	1236	1279	G4 ␣␣ 18GS
21"W (RH)	GL5021RG	1214	1258	1302	G4 ␣␣ 21GS
21"W (LH)	GL5021LG	1214	1258	1302	G4 ␣␣ 21GS
24"W (RH)	GL5024RG	1252	1297	1342	G4 ␣␣ 24GS
24"W (LH)	GL5024LG	1252	1297	1342	G4 ␣␣ 24GS
27"W (RH)	GL5027RG	1295	1342	1388	G4 ␣␣ 27GS
27"W (LH)	GL5027LG	1295	1342	1388	G4 ␣␣ 27GS
30"W (RH)	GL5030RG	1390	1441	1490	G4 ␣␣ 30GS
30"W (LH)	GL5030LG	1390	1441	1490	G4 ␣␣ 30GS
36"W (RH)	GL5036RG	1489	1543	1596	G4 ␣␣ 36GS
36"W (LH)	GL5036LG	1489	1543	1596	G4 ␣␣ 36GS
42"W (RH)	GL5042RG	1579	1636	1693	G4 ␣␣ 42GS
42"W (LH)	GL5042LG	1579	1636	1693	G4 ␣␣ 42GS
48"W (RH)	GL5048RG	1693	1755	1814	G4 ␣␣ 48GS
48"W (LH)	GL5048LG	1693	1755	1814	G4 ␣␣ 48GS
54"W (RH)	GL5054RG	1781	1846	1909	G4 ␣␣ 54GS
54"W (LH)	GL5054LG	1781	1846	1909	G4 ␣␣ 54GS
60"W (RH)	GL5060RG	1857	1924	1990	G4 ␣␣ 60GS
60"W (LH)	GL5060LG	1857	1924	1990	G4 ␣␣ 60GS
66"W (RH)	GL5066RG	1929	1998	2068	G4 ␣␣ 66GS
66"W (LH)	GL5066LG	1929	1998	2068	G4 ␣␣ 66GS
72"W (RH)	GL5072RG	2013	2085	2157	G4 ␣␣ 72GS
72"W (LH)	GL5072LG	2013	2085	2157	G4 ␣␣ 72GS
78"W (RH)	GL5078RG	2283	2365	2447	G4 ␣␣ 78GS
78"W (LH)	GL5078LG	2283	2365	2447	G4 ␣␣ 78GS

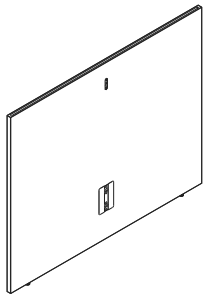

50"H T- Gallery-to-Gallery Panels For Use w/ Glass					
18"W	GT5018G	1194	1237	1280	G4 ␣␣ 18GS
21"W	GT5021G	1214	1258	1302	G4 ␣␣ 21GS
24"W	GT5024G	1253	1298	1343	G4 ␣␣ 24GS
27"W	GT5027G	1293	1340	1386	G4 ␣␣ 27GS
30"W	GT5030G	1390	1441	1490	G4 ␣␣ 30GS
36"W	GT5036G	1489	1543	1596	G4 ␣␣ 36GS
42"W	GT5042G	1579	1636	1693	G4 ␣␣ 42GS
48"W	GT5048G	1693	1755	1814	G4 ␣␣ 48GS
54"W	GT5054G	1780	1845	1908	G4 ␣␣ 54GS
60"W	GT5060G	1856	1923	1989	G4 ␣␣ 60GS
66"W	GT5066G	1928	1997	2067	G4 ␣␣ 66GS
72"W	GT5072G	2013	2085	2157	G4 ␣␣ 72GS
78"W	GT5078G	2284	2366	2448	G4 ␣␣ 78GS

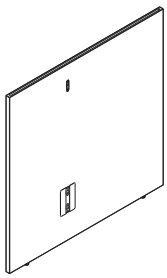

50"H Nonsym T- Gallery-to-Gallery Panels For Use w/ Glass					
42"W 18L 24R	GT501824G	1579	1636	1693	G4 ␣␣ 42GS
42"W 24L 18R	GT502418G	1579	1636	1693	G4 ␣␣ 42GS
48"W 18L 30R	GT501830G	1693	1755	1814	G4 ␣␣ 48GS
48"W 30L 18R	GT503018G	1693	1755	1814	G4 ␣␣ 48GS
54"W 24L 30R	GT502430G	1780	1845	1908	G4 ␣␣ 54GS
54"W 30L 24R	GT503024G	1780	1845	1908	G4 ␣␣ 54GS

Note: Fill in model number blanks with one of the following options to determine glass height.

07 7.5"H glass
13 13"H glass
15 15"H glass

Description	Model	List Price
Gallery-to-Gallery Installation Template *(Black only, code P)*	GTEMP	$ 76

How to specify —	*1st Option:*	*2nd Option:*	*3rd Option:*	*4th Option:*	*5th Option:*	*6th Option:*
Select the Model Number from above.	**FSC:** (if applicable): **F** FSC Wood **X** Non-FSC Wood	**Laminate:** (if applicable): See page 286 for finishes.	**Edge:** See page 286 for finishes.	**Grain:** (if applicable): **VLG** Horizontal grain or Solid only. **VST** Vertical Grain (available only for single panels 60"W or less, and for split panels between 87"W and 117"W.	**Paint** See page 286 for finishes.	**Glide:** (if applicable):
G ␣␣␣␣␣␣␣ . ␣ .	␣␣␣␣ .	␣␣␣ .	␣␣ .	V ␣␣ .	␣␣␣ .	G

Gallery Panels

Gallery-to-Gallery Panels for use with Glass: 57½" Application

GSA SIN 33721

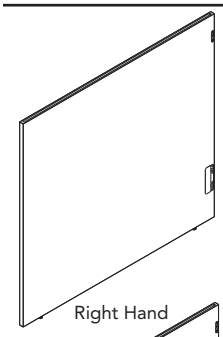

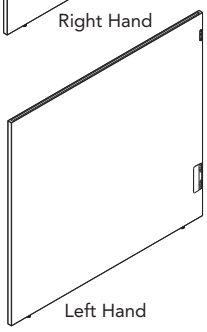

Description	Model	List Price L1	List Price L2	List Price L3	Accepts Glass Models 7½"H, 13"H, 15"H
57½"H L- Gallery-to-Gallery Panels For Use w/ Glass					
18"W (RH)	GL5718RG	1351	1399	1449	G4 ␣␣ 18GS
18"W (LH)	GL5718LG	1351	1399	1449	G4 ␣␣ 18GS
21"W (RH)	GL5721RG	1372	1422	1471	G4 ␣␣ 21GS
21"W (LH)	GL5721LG	1372	1422	1471	G4 ␣␣ 21GS
24"W (RH)	GL5724RG	1411	1462	1513	G4 ␣␣ 24GS
24"W (LH)	GL5724LG	1411	1462	1513	G4 ␣␣ 24GS
27"W (RH)	GL5727RG	1452	1505	1556	G4 ␣␣ 27GS
27"W (LH)	GL5727LG	1452	1505	1556	G4 ␣␣ 27GS
30"W (RH)	GL5730RG	1547	1603	1659	G4 ␣␣ 30GS
30"W (LH)	GL5730LG	1547	1603	1659	G4 ␣␣ 30GS
36"W (RH)	GL5736RG	1646	1705	1764	G4 ␣␣ 36GS
36"W (LH)	GL5736LG	1646	1705	1764	G4 ␣␣ 36GS
42"W (RH)	GL5742RG	1737	1800	1862	G4 ␣␣ 42GS
42"W (LH)	GL5742LG	1737	1800	1862	G4 ␣␣ 42GS
48"W (RH)	GL5748RG	1853	1920	1986	G4 ␣␣ 48GS
48"W (LH)	GL5748LG	1853	1920	1986	G4 ␣␣ 48GS
54"W (RH)	GL5754RG	1940	2010	2079	G4 ␣␣ 54GS
54"W (LH)	GL5754LG	1940	2010	2079	G4 ␣␣ 54GS
60"W (RH)	GL5760RG	2016	2088	2160	G4 ␣␣ 60GS
60"W (LH)	GL5760LG	2016	2088	2160	G4 ␣␣ 60GS
66"W (RH)	GL5766RG	2087	2163	2237	G4 ␣␣ 66GS
66"W (LH)	GL5766LG	2087	2163	2237	G4 ␣␣ 66GS
72"W (RH)	GL5772RG	2172	2250	2328	G4 ␣␣ 72GS
72"W (LH)	GL5772LG	2172	2250	2328	G4 ␣␣ 72GS
78"W (RH)	GL5778RG	2441	2529	2616	G4 ␣␣ 78GS
78"W (LH)	GL5778LG	2441	2529	2616	G4 ␣␣ 78GS

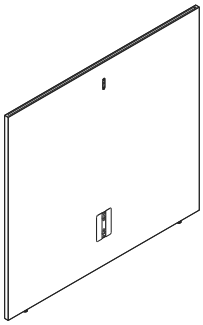

57½"H T- Gallery-to-Gallery Panels For Use w/ Glass					
18"W	GT5718G	1351	1399	1449	G4 ␣␣ 18GS
21"W	GT5721G	1373	1423	1472	G4 ␣␣ 21GS
24"W	GT5724G	1411	1462	1513	G4 ␣␣ 24GS
27"W	GT5727G	1452	1505	1556	G4 ␣␣ 27GS
30"W	GT5730G	1548	1604	1660	G4 ␣␣ 30GS
36"W	GT5736G	1646	1705	1764	G4 ␣␣ 36GS
42"W	GT5742G	1737	1800	1862	G4 ␣␣ 42GS
48"W	GT5748G	1852	1919	1985	G4 ␣␣ 48GS
54"W	GT5754G	1939	2009	2078	G4 ␣␣ 54GS
60"W	GT5760G	2015	2087	2159	G4 ␣␣ 60GS
66"W	GT5766G	2086	2162	2236	G4 ␣␣ 66GS
72"W	GT5772G	2172	2250	2328	G4 ␣␣ 72GS
78"W	GT5778G	2441	2529	2616	G4 ␣␣ 78GS

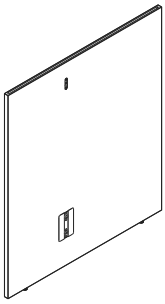

57½"H Nonsym T- Gallery-to-Gallery Panels For Use w/ Glass					
42"W 18L 24R	GT571824G	1737	1800	1862	G4 ␣␣ 42GS
42"W 24L 18R	GT572418G	1737	1800	1862	G4 ␣␣ 42GS
48"W 18L 30R	GT571830G	1852	1919	1985	G4 ␣␣ 48GS
48"W 30L 18R	GT573018G	1852	1919	1985	G4 ␣␣ 48GS
54"W 24L 30R	GT572430G	1939	2009	2078	G4 ␣␣ 54GS
54"W 30L 24R	GT573024G	1939	2009	2078	G4 ␣␣ 54GS

Note: Fill in model number blanks with one of the following options to determine glass height.

- **07** 7.5"H glass
- **13** 13"H glass
- **15** 15"H glass

Description	Model	List Price
Gallery-to-Gallery Installation Template *(Black only, code P)*	GTEMP	$ 76

How to specify —	*1st Option:*	*2nd Option:*	*3rd Option:*	*4th Option:*	*5th Option:*	*6th Option:*
Select the Model Number from above.	**FSC:** (if applicable): **F** FSC Wood **X** Non-FSC Wood	**Laminate:** (if applicable): See page 286 for finishes.	**Edge:** See page 286 for finishes.	**Grain:** (if applicable): **VLG** Horizontal grain or Solid only. **VST** Vertical Grain (available only for single panels 60"W or less, and for split panels between 87"W and 117"W.	**Paint** See page 286 for finishes.	**Glide:** (if applicable):
G ␣␣␣␣␣␣␣ .	␣ .	␣␣␣␣ .	␣␣ .	V ␣␣ .	␣␣␣ .	G

Gallery Panels

30"H Application

For Gallery Panel connectors see pages 326-327.

GSA SIN 33721

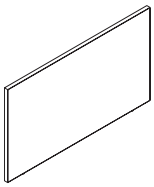

Description	Model	Configuration	List Price L1	List Price L2	List Price L3
30"H Gallery Panels					
18"W	**G3018**	Mid	$ 465	$ 482	$ 498
21"W	**G3021**	Mid	$ 483	$ 501	$ 517
24"W	**G3024**	Mid	$ 513	$ 532	$ 549
27"W	**G3027**	Mid	$ 550	$ 570	$ 590
30"W	**G3030**	Mid	$ 627	$ 649	$ 672
33"W	**G3033**	S, Mid	$ 665	$ 689	$ 712
36"W	**G3036**	S, Mid	$ 699	$ 725	$ 749
39"W	**G3039**	S, Mid	$ 759	$ 787	$ 813
42"W	**G3042**	S, Mid	$ 821	$ 850	$ 879
45"W	**G3045**	S, Mid	$ 896	$ 928	$ 960
48"W	**G3048**	S, Mid	$ 938	$ 971	$ 1005
51"W	**G3051**	D, S, Mid	$ 954	$ 988	$ 1022
54"W	**G3054**	D, S, Mid	$ 1000	$ 1035	$ 1071
57"W	**G3057**	D, S, Mid	$ 1044	$ 1082	$ 1118
60"W	**G3060**	D, S, Mid	$ 1095	$ 1134	$ 1173
63"W	**G3063**	D, S, Mid	$ 1114	$ 1154	$ 1193
66"W	**G3066**	D, S, Mid	$ 1138	$ 1179	$ 1218
69"W	**G3069**	D, S, Mid	$ 1219	$ 1262	$ 1306
72"W	**G3072**	D, S, Mid	$ 1254	$ 1298	$ 1343
75"W	**G3075**	D, S, Mid	$ 1422	$ 1473	$ 1523
78"W	**G3078**	D, S, Mid	$ 1477	$ 1530	$ 1581
81"W	**G3081**	D, S, Mid	$ 1529	$ 1583	$ 1637
84"W	**G3084**	D, S, Mid	$ 1680	$ 1739	$ 1798

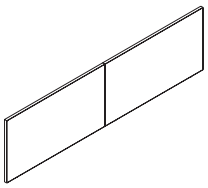

30"H Gallery Split Panels *(model number includes two units)*					
81"W	**GS3081**	D	$ 1453	$ 1507	$ 1561
87"W	**GS3087**	D	$ 1755	$ 1818	$ 1879
93"W	**GS3093**	D	$ 1809	$ 1873	$ 1937
99"W	**GS3099**	D	$ 1832	$ 1897	$ 1961
105"W	**GS30105**	D	$ 1866	$ 1932	$ 1997
111"W	**GS30111**	D	$ 1956	$ 2025	$ 2094
117"W	**GS30117**	D	$ 2009	$ 2080	$ 2151
123"W	**GS30123**	D	$ 2026	$ 2097	$ 2169
129"W	**GS30129**	D	$ 2074	$ 2148	$ 2221
135"W	**GS30135**	D	$ 2160	$ 2237	$ 2312
141"W	**GS30141**	D	$ 2259	$ 2339	$ 2419
147"W	**GS30147**	D	$ 2369	$ 2452	$ 2536

Note: Configuration is not included in model number

Mid Mid Panel
S End Single Sided
D End Dual Sided

How to specify — Select the Model Number from above.	*1st Option:* **FSC:**	*2nd Option:* **Laminate:**	*3rd Option:* **Edge:**	*4th Option:* **Grain:**	*5th Option:* **Glide:**
	F FSC Wood **X** Non-FSC Wood	See page 286 for finishes.	See page 286 for finishes.	**VLG** Horizontal grain or Solid only. **VST** Vertical Grain (available only for single panels 60"W or less, and for split panels between 87"W and 117"W.	
G _____ . __ .		____ .	___ .	**V** ___ .	**G**

Examples: **G3018.X.LTI1.TI.VLG.G** **GS3087.F.LLA1.TI.VST.G**

Gallery Panels

35"H Application

For Gallery Panel connectors see pages 326-327.

GSA SIN 33721

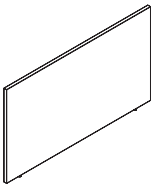

Description	Model	Configuration	List Price L1	List Price L2	List Price L3
35"H Gallery Panels					
18"W	**G3518**	Mid	$ 558	$ 579	$ 599
21"W	**G3521**	Mid	$ 576	$ 597	$ 618
24"W	**G3524**	Mid	$ 612	$ 635	$ 657
27"W	**G3527**	Mid	$ 646	$ 670	$ 693
30"W	**G3530**	Mid	$ 747	$ 775	$ 802
33"W	**G3533**	S, Mid	$ 787	$ 816	$ 844
36"W	**G3536**	S, Mid	$ 834	$ 865	$ 894
39"W	**G3539**	S, Mid	$ 891	$ 924	$ 956
42"W	**G3542**	S, Mid	$ 931	$ 965	$ 999
45"W	**G3545**	S, Mid	$ 988	$ 1024	$ 1059
48"W	**G3548**	S, Mid	$ 1031	$ 1069	$ 1106
51"W	**G3551**	D, S, Mid	$ 1066	$ 1105	$ 1143
54"W	**G3554**	D, S, Mid	$ 1104	$ 1145	$ 1184
57"W	**G3557**	D, S, Mid	$ 1149	$ 1191	$ 1232
60"W	**G3560**	D, S, Mid	$ 1186	$ 1229	$ 1272
63"W	**G3563**	D, S, Mid	$ 1213	$ 1257	$ 1301
66"W	**G3566**	D, S, Mid	$ 1248	$ 1293	$ 1338
69"W	**G3569**	D, S, Mid	$ 1308	$ 1355	$ 1402
72"W	**G3572**	D, S, Mid	$ 1369	$ 1419	$ 1468
75"W	**G3575**	D, S, Mid	$ 1476	$ 1530	$ 1582
78"W	**G3578**	D, S, Mid	$ 1553	$ 1609	$ 1665
81"W	**G3581**	D, S, Mid	$ 1669	$ 1729	$ 1789
84"W	**G3584**	D, S, Mid	$ 1828	$ 1894	$ 1959

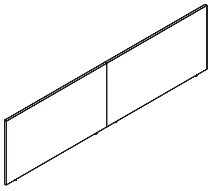

35"H Gallery Split Panels *(model number includes two units)*					
81"W	**GS3581**	D	$ 1614	$ 1674	$ 1734
87"W	**GS3587**	D	$ 1898	$ 1967	$ 2035
93"W	**GS3593**	D	$ 1968	$ 2039	$ 2110
99"W	**GS3599**	D	$ 2048	$ 2123	$ 2196
105"W	**GS35105**	D	$ 2075	$ 2151	$ 2225
111"W	**GS35111**	D	$ 2149	$ 2227	$ 2303
117"W	**GS35117**	D	$ 2215	$ 2295	$ 2375
123"W	**GS35123**	D	$ 2273	$ 2355	$ 2437
129"W	**GS35129**	D	$ 2302	$ 2385	$ 2468
135"W	**GS35135**	D	$ 2407	$ 2494	$ 2580
141"W	**GS35141**	D	$ 2500	$ 2591	$ 2680
147"W	**GS35147**	D	$ 2566	$ 2659	$ 2751

Note: Configuration is not included in model number

Mid Mid Panel
S End Single Sided
D End Dual Sided

GALLERY PANELS

How to specify —	*1st Option:*	*2nd Option:*	*3rd Option:*	*4th Option:*	*5th Option:*
Select the Model Number from above.	**FSC:** **F** FSC Wood **X** Non-FSC Wood	**Laminate:** See page 286 for finishes.	**Edge:** See page 286 for finishes.	**Grain:** **VLG** Horizontal grain or Solid only. **VST** Vertical Grain (available only for single panels 60"W or less, and for split panels between 87"W and 117"W.	**Glide:**
G _ _ _ _ _ _ .	_ .	_ _ _ _ .	_ _ .	V _ _ .	G

Examples: **G3518.X.LTI1.TI.VLG.G** **GS3587.F.LLA1.TI.VST.G**

Gallery Panels

42"H Application

For Gallery Panel connectors see pages 326-327.

GSA SIN 33721

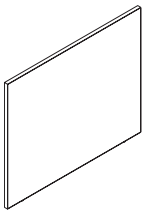

Description	Model	Configuration	List Price L1	L2	L3
42"H Gallery Panels					
18"W	**G4218**	Mid	$ 623	$ 645	$ 667
21"W	**G4221**	Mid	$ 640	$ 663	$ 685
24"W	**G4224**	Mid	$ 684	$ 708	$ 732
27"W	**G4227**	Mid	$ 724	$ 750	$ 776
30"W	**G4230**	Mid	$ 835	$ 865	$ 894
33"W	**G4233**	S, Mid	$ 879	$ 910	$ 942
36"W	**G4236**	S, Mid	$ 931	$ 964	$ 997
39"W	**G4239**	S, Mid	$ 997	$ 1032	$ 1067
42"W	**G4242**	S, Mid	$ 1039	$ 1077	$ 1113
45"W	**G4245**	S, Mid	$ 1077	$ 1116	$ 1154
48"W	**G4248**	S, Mid	$ 1121	$ 1161	$ 1200
51"W	**G4251**	D, S, Mid	$ 1192	$ 1234	$ 1276
54"W	**G4254**	D, S, Mid	$ 1229	$ 1273	$ 1316
57"W	**G4257**	D, S, Mid	$ 1259	$ 1304	$ 1348
60"W	**G4260**	D, S, Mid	$ 1306	$ 1352	$ 1398
63"W	**G4263**	D, S, Mid	$ 1341	$ 1388	$ 1436
66"W	**G4266**	D, S, Mid	$ 1385	$ 1435	$ 1483
69"W	**G4269**	D, S, Mid	$ 1412	$ 1463	$ 1512
72"W	**G4272**	D, S, Mid	$ 1493	$ 1546	$ 1598
75"W	**G4275**	D, S, Mid	$ 1546	$ 1601	$ 1655
78"W	**G4278**	D, S, Mid	$ 1643	$ 1701	$ 1759
81"W	**G4281**	D, S, Mid	$ 1835	$ 1900	$ 1964
84"W	**G4284**	D, S, Mid	$ 1976	$ 2046	$ 2115

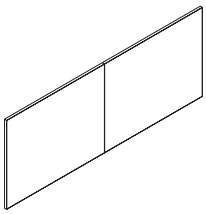

42"H Gallery Split Panels *(model number includes two units)*					
81"W	**GS4281**	D	$ 1740	$ 1805	$ 1869
87"W	**GS4287**	D	$ 2014	$ 2085	$ 2156
93"W	**GS4293**	D	$ 2052	$ 2124	$ 2196
99"W	**GS4299**	D	$ 2144	$ 2220	$ 2295
105"W	**GS42105**	D	$ 2177	$ 2254	$ 2330
111"W	**GS42111**	D	$ 2231	$ 2310	$ 2388
117"W	**GS42117**	D	$ 2284	$ 2365	$ 2445
123"W	**GS42123**	D	$ 2342	$ 2424	$ 2507
129"W	**GS42129**	D	$ 2426	$ 2512	$ 2597
135"W	**GS42135**	D	$ 2525	$ 2614	$ 2703
141"W	**GS42141**	D	$ 2619	$ 2711	$ 2804
147"W	**GS42147**	D	$ 2674	$ 2768	$ 2862

Note: Configuration is not included in model number

Mid Mid Panel
S End Single Sided
D End Dual Sided

How to specify — Select the Model Number from above.	*1st Option:* **FSC:**	*2nd Option:* **Laminate:**	*3rd Option:* **Edge:**	*4th Option:* **Grain:**	*5th Option:* **Glide:**
	F FSC Wood **X** Non-FSC Wood	See page 286 for finishes.	See page 286 for finishes.	**VLG** Horizontal grain or Solid only. **VST** Vertical Grain (available only for single panels 60"W or less, and for split panels between 87"W and 117"W.	
G _ _ _ _ _ _ . _ _ .		_ _ _ _ .	_ _ _ .	**V** _ _ _ .	**G**

Examples: **G4218.X.LTI1.TI.VLG.G** **GS4287.F.LLA1.TI.VST.G**

Gallery Panels

50"H Application

For Gallery Panel connectors see pages 326-327.

GSA SIN 33721

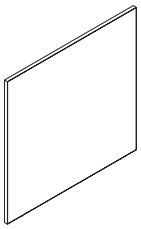

Description	Model	Configuration	List Price L1	List Price L2	List Price L3
50"H Gallery Panels					
18"W	**G5018**	Mid	$ 730	$ 757	$ 782
21"W	**G5021**	Mid	$ 752	$ 779	$ 806
24"W	**G5024**	Mid	$ 788	$ 816	$ 844
27"W	**G5027**	Mid	$ 832	$ 862	$ 891
30"W	**G5030**	Mid	$ 927	$ 960	$ 993
33"W	**G5033**	S, Mid	$ 975	$ 1009	$ 1044
36"W	**G5036**	S, Mid	$ 1023	$ 1059	$ 1095
39"W	**G5039**	S, Mid	$ 1086	$ 1125	$ 1163
42"W	**G5042**	S, Mid	$ 1144	$ 1185	$ 1225
45"W	**G5045**	S, Mid	$ 1229	$ 1273	$ 1316
48"W	**G5048**	S, Mid	$ 1259	$ 1304	$ 1348
51"W	**G5051**	D, S, Mid	$ 1293	$ 1339	$ 1384
54"W	**G5054**	D, S, Mid	$ 1347	$ 1394	$ 1442
57"W	**G5057**	D, S, Mid	$ 1382	$ 1432	$ 1480
60"W	**G5060**	D, S, Mid	$ 1423	$ 1474	$ 1524
63"W	**G5063**	D, S, Mid	$ 1454	$ 1506	$ 1557
66"W	**G5066**	D, S, Mid	$ 1494	$ 1547	$ 1599
69"W	**G5069**	D, S, Mid	$ 1538	$ 1593	$ 1646
72"W	**G5072**	D, S, Mid	$ 1580	$ 1636	$ 1692
75"W	**G5075**	D, S, Mid	$ 1686	$ 1745	$ 1805
78"W	**G5078**	D, S, Mid	$ 1851	$ 1917	$ 1981
81"W	**G5081**	D, S, Mid	$ 2008	$ 2079	$ 2150
84"W	**G5084**	D, S, Mid	$ 2147	$ 2223	$ 2298

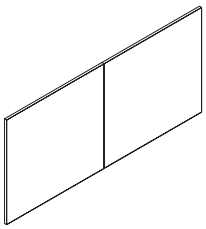

50"H Gallery Split Panels *(model number includes two units)*					
81"W	**GS5081**	D	$ 1904	$ 1975	$ 2046
87"W	**GS5087**	D	$ 2183	$ 2260	$ 2337
93"W	**GS5093**	D	$ 2298	$ 2379	$ 2460
99"W	**GS5099**	D	$ 2345	$ 2428	$ 2510
105"W	**GS50105**	D	$ 2430	$ 2516	$ 2602
111"W	**GS50111**	D	$ 2463	$ 2550	$ 2637
117"W	**GS50117**	D	$ 2488	$ 2576	$ 2663
123"W	**GS50123**	D	$ 2513	$ 2602	$ 2690
129"W	**GS50129**	D	$ 2581	$ 2672	$ 2762
135"W	**GS50135**	D	$ 2630	$ 2723	$ 2816
141"W	**GS50141**	D	$ 2674	$ 2768	$ 2862
147"W	**GS50147**	D	$ 2769	$ 2867	$ 2965

Note: Configuration is not included in model number

Mid Mid Panel
S End Single Sided
D End Dual Sided

GALLERY PANELS

How to specify —	*1st Option:*	*2nd Option:*	*3rd Option:*	*4th Option:*	*5th Option:*
Select the Model Number from above.	**FSC:** **F** FSC Wood **X** Non-FSC Wood	**Laminate:** See page 286 for finishes.	**Edge:** See page 286 for finishes.	**Grain:** **VLG** Horizontal grain or Solid only. **VST** Vertical Grain (available only for single panels 60"W or less, and for split panels between 87"W and 117"W.	**Glide:**
G _ _ _ _ _ _ .	_ .	_ _ _ _ .	_ _ .	V _ _ .	G

Examples: **G5018.X.LTI1.TI.VLG.G** **GS5087.F.LLA1.TI.VST.G**

Gallery Panels

57½"H Application

For Gallery Panel connectors see pages 326-327.

GSA SIN 33721

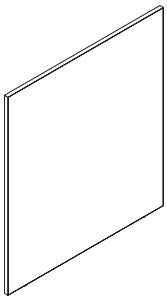

Description	Model	Configuration	List Price L1	List Price L2	List Price L3
57½"H Gallery Panels					
18"W	**G5718**	Mid	$ 888	$ 920	$ 951
21"W	**G5721**	Mid	$ 909	$ 941	$ 974
24"W	**G5724**	Mid	$ 945	$ 979	$ 1012
27"W	**G5727**	Mid	$ 988	$ 1023	$ 1058
30"W	**G5730**	Mid	$ 1085	$ 1124	$ 1162
33"W	**G5733**	S, Mid	$ 1131	$ 1172	$ 1211
36"W	**G5736**	S, Mid	$ 1182	$ 1224	$ 1265
39"W	**G5739**	S, Mid	$ 1246	$ 1290	$ 1334
42"W	**G5742**	S, Mid	$ 1305	$ 1351	$ 1397
45"W	**G5745**	S, Mid	$ 1386	$ 1436	$ 1484
48"W	**G5748**	S, Mid	$ 1419	$ 1470	$ 1520
51"W	**G5751**	D, S, Mid	$ 1452	$ 1504	$ 1555
54"W	**G5754**	D, S, Mid	$ 1505	$ 1559	$ 1611
57"W	**G5757**	D, S, Mid	$ 1540	$ 1595	$ 1648
60"W	**G5760**	D, S, Mid	$ 1581	$ 1637	$ 1693
63"W	**G5763**	D, S, Mid	$ 1612	$ 1669	$ 1726
66"W	**G5766**	D, S, Mid	$ 1653	$ 1711	$ 1770
69"W	**G5769**	D, S, Mid	$ 1694	$ 1754	$ 1813
72"W	**G5772**	D, S, Mid	$ 1737	$ 1799	$ 1860
75"W	**G5775**	D, S, Mid	$ 1843	$ 1908	$ 1973
78"W	**G5778**	D, S, Mid	$ 2008	$ 2079	$ 2150
81"W	**G5781**	D, S, Mid	$ 2169	$ 2246	$ 2322
84"W	**G5784**	D, S, Mid	$ 2303	$ 2384	$ 2466

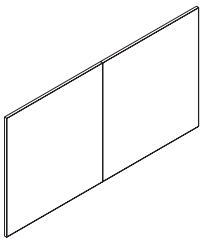

57½"H Gallery Split Panels *(model number includes two units)*					
81"W	**GS5781**	D	$ 2053	$ 2130	$ 2206
87"W	**GS5787**	D	$ 2344	$ 2427	$ 2509
93"W	**GS5793**	D	$ 2458	$ 2545	$ 2631
99"W	**GS5799**	D	$ 2502	$ 2591	$ 2678
105"W	**GS57105**	D	$ 2589	$ 2680	$ 2772
111"W	**GS57111**	D	$ 2623	$ 2716	$ 2808
117"W	**GS57117**	D	$ 2647	$ 2740	$ 2834
123"W	**GS57123**	D	$ 2674	$ 2768	$ 2862
129"W	**GS57129**	D	$ 2740	$ 2836	$ 2933
135"W	**GS57135**	D	$ 2790	$ 2889	$ 2987
141"W	**GS57141**	D	$ 2832	$ 2932	$ 3032
147"W	**GS57147**	D	$ 2928	$ 3031	$ 3135

Note: Configuration is not included in model number

Mid Mid Panel
S End Single Sided
D End Dual Sided

GALLERY PANELS

How to specify —	*1st Option:*	*2nd Option:*	*3rd Option:*	*4th Option:*	*5th Option:*
Select the Model Number from above.	**FSC:** **F** FSC Wood **X** Non-FSC Wood	**Laminate:** See page 286 for finishes.	**Edge:** See page 286 for finishes.	**Grain:** **VLG** Horizontal grain or Solid only. **VST** Vertical Grain (available only for single panels 60"W or less, and for split panels between 87"W and 117"W.	**Glide:**
G _ _ _ _ _ _ .	_ .	_ _ _ _ .	_ _ .	V _ _ .	G

Examples: **G5718.X.LTI1.TI.VLG.G** **GS5787.F.LLA1.TI.VST.G**

Gallery Panels

30"H Application for Use with Glass

For Gallery Panel Glass see page 328.
For Gallery Panel connectors see pages 326-327.

GSA SIN 33721

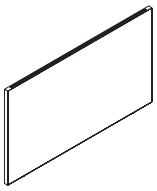

Description	Model	Configuration	List Price L1	List Price L2	List Price L3	Accepts Glass Models 7½"H, 13"H, 15"H
30"H Gallery Panels with Glass						
18"W	**G3018G**	Mid	$ 702	$ 728	$ 752	G4 ␣ ␣ 15GS
21"W	**G3021G**	Mid	$ 720	$ 746	$ 772	G4 ␣ ␣ 18GS
24"W	**G3024G**	Mid	$ 752	$ 779	$ 806	G4 ␣ ␣ 21GS
27"W	**G3027G**	Mid	$ 788	$ 816	$ 844	G4 ␣ ␣ 24GS
30"W	**G3030G**	Mid	$ 867	$ 898	$ 929	G4 ␣ ␣ 27GS
33"W	**G3033G**	S, Mid	$ 905	$ 937	$ 969	G4 ␣ ␣ 30GS
36"W	**G3036G**	S, Mid	$ 938	$ 971	$ 1005	G4 ␣ ␣ 33GS
39"W	**G3039G**	S, Mid	$ 997	$ 1032	$ 1067	G4 ␣ ␣ 36GS
42"W	**G3042G**	S, Mid	$ 1058	$ 1096	$ 1133	G4 ␣ ␣ 39GS
45"W	**G3045G**	S, Mid	$ 1132	$ 1173	$ 1212	G4 ␣ ␣ 42GS
48"W	**G3048G**	S, Mid	$ 1175	$ 1217	$ 1258	G4 ␣ ␣ 45GS
51"W	**G3051G**	D, S, Mid	$ 1192	$ 1234	$ 1276	G4 ␣ ␣ 48GS
54"W	**G3054G**	D, S, Mid	$ 1238	$ 1282	$ 1326	G4 ␣ ␣ 51GS
57"W	**G3057G**	D, S, Mid	$ 1282	$ 1327	$ 1373	G4 ␣ ␣ 54GS
60"W	**G3060G**	D, S, Mid	$ 1331	$ 1378	$ 1425	G4 ␣ ␣ 57GS
63"W	**G3063G**	D, S, Mid	$ 1350	$ 1398	$ 1445	G4 ␣ ␣ 60GS
66"W	**G3066G**	D, S, Mid	$ 1374	$ 1422	$ 1472	G4 ␣ ␣ 63GS
69"W	**G3069G**	D, S, Mid	$ 1457	$ 1509	$ 1560	G4 ␣ ␣ 66GS
72"W	**G3072G**	D, S, Mid	$ 1492	$ 1545	$ 1597	G4 ␣ ␣ 69GS
75"W	**G3075G**	D, S, Mid	$ 1658	$ 1717	$ 1775	G4 ␣ ␣ 72GS
78"W	**G3078G**	D, S, Mid	$ 1716	$ 1776	$ 1837	G4 ␣ ␣ 75GS
81"W	**G3081G**	D, S, Mid	$ 1768	$ 1831	$ 1893	G4 ␣ ␣ 78GS
84"W	**G3084G**	D, S, Mid	$ 1917	$ 1985	$ 2053	G4 ␣ ␣ 81GS

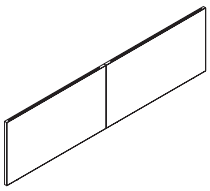

30"H Gallery Split Panels with Glass *(corresponding glass models must be ordered in quantities of 2 for split panels)*						
81"W	**GS3081G**	D	$ 1676	$ 1739	$ 1801	G4 ␣ ␣ 36GS
87"W	**GS3087G**	D	$ 1992	$ 2062	$ 2133	G4 ␣ ␣ 39GS
93"W	**GS3093G**	D	$ 2048	$ 2120	$ 2192	G4 ␣ ␣ 42GS
99"W	**GS3099G**	D	$ 2070	$ 2144	$ 2217	G4 ␣ ␣ 45GS
105"W	**GS30105G**	D	$ 2103	$ 2178	$ 2252	G4 ␣ ␣ 48GS
111"W	**GS30111G**	D	$ 2194	$ 2272	$ 2349	G4 ␣ ␣ 51GS
117"W	**GS30117G**	D	$ 2247	$ 2326	$ 2406	G4 ␣ ␣ 54GS
123"W	**GS30123G**	D	$ 2263	$ 2343	$ 2423	G4 ␣ ␣ 57GS
129"W	**GS30129G**	D	$ 2311	$ 2393	$ 2474	G4 ␣ ␣ 60GS
135"W	**GS30135G**	D	$ 2396	$ 2480	$ 2565	G4 ␣ ␣ 63GS
141"W	**GS30141G**	D	$ 2496	$ 2584	$ 2672	G4 ␣ ␣ 66GS
147"W	**GS30147G**	D	$ 2606	$ 2698	$ 2790	G4 ␣ ␣ 69GS

Note: Configuration is not included in model number
- **Mid** Mid Panel
- **S** End Single Sided
- **D** End Dual Sided

Note: Fill in model number blanks with one of the following options to determine glass height.
- **07** 7.5"H glass
- **13** 13"H glass
- **15** 15"H glass

How to specify — Select the Model Number from above.	*1st Option:* **FSC:**	*2nd Option:* **Laminate:**	*3rd Option:* **Edge:**	*4th Option:* **Grain:**	*5th Option:* **Glide:**
	F FSC Wood **X** Non-FSC Wood	See page 286 for finishes.	See page 286 for finishes.	**VLG** Horizontal grain or Solid only. **VST** Vertical Grain (available only for single panels 60"W or less, and for split panels between 87"W and 117"W.	
G ␣␣␣␣␣␣ . ␣ .		␣␣␣␣ .	␣␣ .	V ␣␣ .	G

Examples: **G3018G.X.LTI1.TI.VLG.G** **GS3087G.F.LLA1.TI.VST.G**

Gallery Panels

35"H Application for Use with Glass

For Gallery Panel Glass see page 328.
For Gallery Panel connectors see pages 326-327.

GSA SIN 33721

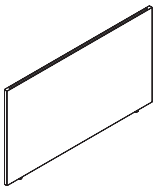

Description	Model	Configuration	List Price L1	List Price L2	List Price L3	Accepts Glass Models 7½"H, 13"H, 15"H
35"H Gallery Panels with Glass						
18"W	**G3518G**	Mid	$ 790	$ 819	$ 847	G4 ␣ ␣ 15GS
21"W	**G3521G**	Mid	$ 809	$ 839	$ 868	G4 ␣ ␣ 18GS
24"W	**G3524G**	Mid	$ 845	$ 876	$ 907	G4 ␣ ␣ 21GS
27"W	**G3527G**	Mid	$ 879	$ 911	$ 943	G4 ␣ ␣ 24GS
30"W	**G3530G**	Mid	$ 979	$ 1015	$ 1050	G4 ␣ ␣ 27GS
33"W	**G3533G**	S, Mid	$ 1020	$ 1058	$ 1094	G4 ␣ ␣ 30GS
36"W	**G3536G**	S, Mid	$ 1067	$ 1107	$ 1145	G4 ␣ ␣ 33GS
39"W	**G3539G**	S, Mid	$ 1126	$ 1167	$ 1207	G4 ␣ ␣ 36GS
42"W	**G3542G**	S, Mid	$ 1164	$ 1207	$ 1248	G4 ␣ ␣ 39GS
45"W	**G3545G**	S, Mid	$ 1221	$ 1266	$ 1310	G4 ␣ ␣ 42GS
48"W	**G3548G**	S, Mid	$ 1261	$ 1307	$ 1352	G4 ␣ ␣ 45GS
51"W	**G3551G**	D, S, Mid	$ 1296	$ 1343	$ 1390	G4 ␣ ␣ 48GS
54"W	**G3554G**	D, S, Mid	$ 1339	$ 1387	$ 1435	G4 ␣ ␣ 51GS
57"W	**G3557G**	D, S, Mid	$ 1374	$ 1425	$ 1474	G4 ␣ ␣ 54GS
60"W	**G3560G**	D, S, Mid	$ 1423	$ 1475	$ 1526	G4 ␣ ␣ 57GS
63"W	**G3563G**	D, S, Mid	$ 1448	$ 1501	$ 1553	G4 ␣ ␣ 60GS
66"W	**G3566G**	D, S, Mid	$ 1483	$ 1537	$ 1590	G4 ␣ ␣ 63GS
69"W	**G3569G**	D, S, Mid	$ 1538	$ 1594	$ 1649	G4 ␣ ␣ 66GS
72"W	**G3572G**	D, S, Mid	$ 1594	$ 1652	$ 1709	G4 ␣ ␣ 69GS
75"W	**G3575G**	D, S, Mid	$ 1701	$ 1763	$ 1824	G4 ␣ ␣ 72GS
78"W	**G3578G**	D, S, Mid	$ 1777	$ 1842	$ 1905	G4 ␣ ␣ 75GS
81"W	**G3581G**	D, S, Mid	$ 1902	$ 1971	$ 2039	G4 ␣ ␣ 78GS
84"W	**G3584G**	D, S, Mid	$ 2061	$ 2136	$ 2210	G4 ␣ ␣ 81GS

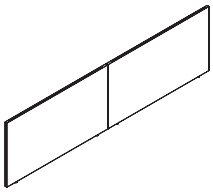

35"H Gallery Split Panels with Glass *(corresponding glass models must be ordered in quantities of 2 for split panels)*						
81"W	**GS3581G**	D	$ 1839	$ 1908	$ 1976	G4 ␣ ␣ 36GS
87"W	**GS3587G**	D	$ 2131	$ 2208	$ 2284	G4 ␣ ␣ 39GS
93"W	**GS3593G**	D	$ 2202	$ 2282	$ 2361	G4 ␣ ␣ 42GS
99"W	**GS3599G**	D	$ 2279	$ 2361	$ 2443	G4 ␣ ␣ 45GS
105"W	**GS35105G**	D	$ 2308	$ 2391	$ 2474	G4 ␣ ␣ 48GS
111"W	**GS35111G**	D	$ 2361	$ 2447	$ 2530	G4 ␣ ␣ 51GS
117"W	**GS35117G**	D	$ 2449	$ 2538	$ 2625	G4 ␣ ␣ 54GS
123"W	**GS35123G**	D	$ 2506	$ 2597	$ 2686	G4 ␣ ␣ 57GS
129"W	**GS35129G**	D	$ 2535	$ 2627	$ 2718	G4 ␣ ␣ 60GS
135"W	**GS35135G**	D	$ 2641	$ 2736	$ 2831	G4 ␣ ␣ 63GS
141"W	**GS35141G**	D	$ 2733	$ 2832	$ 2930	G4 ␣ ␣ 66GS
147"W	**GS35147G**	D	$ 2798	$ 2899	$ 2999	G4 ␣ ␣ 69GS

Note: Configuration is not included in model number
- **Mid** Mid Panel
- **S** End Single Sided
- **D** End Dual Sided

Note: Fill in model number blanks with one of the following options to determine glass height.
- **07** 7.5"H glass
- **13** 13"H glass
- **15** 15"H glass

How to specify —	*1st Option:*	*2nd Option:*	*3rd Option:*	*4th Option:*	*5th Option:*
Select the Model Number from above.	**FSC:** **F** FSC Wood **X** Non-FSC Wood	**Laminate:** See page 286 for finishes.	**Edge:** See page 286 for finishes.	**Grain:** **VLG** Horizontal grain or Solid only. **VST** Vertical Grain (available only for single panels 60"W or less, and for split panels between 87"W and 117"W.	**Glide:**
G ␣␣␣␣␣␣ . ␣␣ .		␣␣␣␣ .	␣␣ .	V ␣␣ .	G

Examples: **G3518G.X.LTI1.TI.VLG.G** **GS3587G.F.LLA1.TI.VST.G**

Gallery Panels

42"H Application for Use with Glass

For Gallery Panel Glass see page 328.
For Gallery Panel connectors see pages 326-327.

GSA SIN 33721

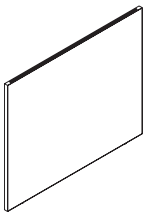

Description	Model	Configuration	List Price L1	List Price L2	List Price L3	Accepts Glass Models 7½"H, 13"H, 15"H
42"H Gallery Panels with Glass						
18"W	**G4218G**	Mid	$ 861	$ 892	$ 923	G4 ␣ ␣ 15GS
21"W	**G4221G**	Mid	$ 876	$ 907	$ 939	G4 ␣ ␣ 18GS
24"W	**G4224G**	Mid	$ 921	$ 954	$ 987	G4 ␣ ␣ 21GS
27"W	**G4227G**	Mid	$ 962	$ 996	$ 1030	G4 ␣ ␣ 24GS
30"W	**G4230G**	Mid	$ 1072	$ 1111	$ 1148	G4 ␣ ␣ 27GS
33"W	**G4233G**	S, Mid	$ 1117	$ 1157	$ 1196	G4 ␣ ␣ 30GS
36"W	**G4236G**	S, Mid	$ 1168	$ 1210	$ 1250	G4 ␣ ␣ 33GS
39"W	**G4239G**	S, Mid	$ 1235	$ 1279	$ 1323	G4 ␣ ␣ 36GS
42"W	**G4242G**	S, Mid	$ 1279	$ 1324	$ 1369	G4 ␣ ␣ 39GS
45"W	**G4245G**	S, Mid	$ 1315	$ 1361	$ 1408	G4 ␣ ␣ 42GS
48"W	**G4248G**	S, Mid	$ 1359	$ 1407	$ 1455	G4 ␣ ␣ 45GS
51"W	**G4251G**	D, S, Mid	$ 1429	$ 1480	$ 1530	G4 ␣ ␣ 48GS
54"W	**G4254G**	D, S, Mid	$ 1466	$ 1518	$ 1570	G4 ␣ ␣ 51GS
57"W	**G4257G**	D, S, Mid	$ 1499	$ 1552	$ 1605	G4 ␣ ␣ 54GS
60"W	**G4260G**	D, S, Mid	$ 1543	$ 1598	$ 1652	G4 ␣ ␣ 57GS
63"W	**G4263G**	D, S, Mid	$ 1578	$ 1634	$ 1690	G4 ␣ ␣ 60GS
66"W	**G4266G**	D, S, Mid	$ 1622	$ 1679	$ 1737	G4 ␣ ␣ 63GS
69"W	**G4269G**	D, S, Mid	$ 1650	$ 1708	$ 1766	G4 ␣ ␣ 66GS
72"W	**G4272G**	D, S, Mid	$ 1730	$ 1792	$ 1853	G4 ␣ ␣ 69GS
75"W	**G4275G**	D, S, Mid	$ 1782	$ 1846	$ 1908	G4 ␣ ␣ 72GS
78"W	**G4278G**	D, S, Mid	$ 1879	$ 1946	$ 2011	G4 ␣ ␣ 75GS
81"W	**G4281G**	D, S, Mid	$ 2073	$ 2147	$ 2220	G4 ␣ ␣ 78GS
84"W	**G4284G**	D, S, Mid	$ 2214	$ 2292	$ 2370	G4 ␣ ␣ 81GS

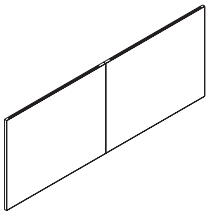

42"H Gallery Split Panels with Glass *(corresponding glass models must be ordered in quantities of 2 for split panels)*						
81"W	**GS4281G**	D	$ 1964	$ 2038	$ 2111	G4 ␣ ␣ 36GS
87"W	**GS4287G**	D	$ 2251	$ 2331	$ 2410	G4 ␣ ␣ 39GS
93"W	**GS4293G**	D	$ 2289	$ 2370	$ 2451	G4 ␣ ␣ 42GS
99"W	**GS4299G**	D	$ 2382	$ 2466	$ 2550	G4 ␣ ␣ 45GS
105"W	**GS42105G**	D	$ 2415	$ 2501	$ 2586	G4 ␣ ␣ 48GS
111"W	**GS42111G**	D	$ 2470	$ 2558	$ 2644	G4 ␣ ␣ 51GS
117"W	**GS42117G**	D	$ 2523	$ 2612	$ 2701	G4 ␣ ␣ 54GS
123"W	**GS42123G**	D	$ 2579	$ 2670	$ 2760	G4 ␣ ␣ 57GS
129"W	**GS42129G**	D	$ 2663	$ 2757	$ 2851	G4 ␣ ␣ 60GS
135"W	**GS42135G**	D	$ 2763	$ 2861	$ 2958	G4 ␣ ␣ 63GS
141"W	**GS42141G**	D	$ 2857	$ 2958	$ 3058	G4 ␣ ␣ 66GS
147"W	**GS42147G**	D	$ 2910	$ 3013	$ 3115	G4 ␣ ␣ 69GS

Note: Configuration is not included in model number

- **Mid** Mid Panel
- **S** End Single Sided
- **D** End Dual Sided

Note: Fill in model number blanks with one of the following options to determine glass height.

- **07** 7.5"H glass
- **13** 13"H glass
- **15** 15"H glass

How to specify — Select the Model Number from above.	*1st Option:* **FSC:**	*2nd Option:* **Laminate:**	*3rd Option:* **Edge:**	*4th Option:* **Grain:**	*5th Option:* **Glide:**
	F FSC Wood **X** Non-FSC Wood	See page 286 for finishes.	See page 286 for finishes.	**VLG** Horizontal grain or Solid only. **VST** Vertical Grain (available only for single panels 60"W or less, and for split panels between 87"W and 117"W.	
G ␣␣␣␣␣␣ . ␣ .		␣␣␣␣ .	␣␣ .	V ␣ .	G

Examples: **G4218G.X.LTI1.TI.VLG.G** **GS4287G.F.LLA1.TI.VST.G**

Gallery Panels

50"H Application for Use with Glass

For Gallery Panel Glass see page 328.
For Gallery Panel connectors see pages 326-327.

GSA SIN 33721

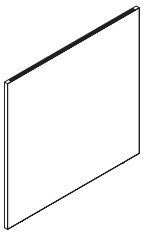

Description	Model	Configuration	List Price L1	List Price L2	List Price L3	Accepts Glass Models 7½"H, 13"H, 15"H
50"H Gallery Panels with Glass						
18"W	**G5018G**	Mid	$ 967	$ 1001	$ 1035	G4 ␣ ␣ 15GS
21"W	**G5021G**	Mid	$ 988	$ 1023	$ 1058	G4 ␣ ␣ 18GS
24"W	**G5024G**	Mid	$ 1025	$ 1061	$ 1097	G4 ␣ ␣ 21GS
27"W	**G5027G**	Mid	$ 1069	$ 1107	$ 1145	G4 ␣ ␣ 24GS
30"W	**G5030G**	Mid	$ 1164	$ 1206	$ 1246	G4 ␣ ␣ 27GS
33"W	**G5033G**	S, Mid	$ 1212	$ 1255	$ 1298	G4 ␣ ␣ 30GS
36"W	**G5036G**	S, Mid	$ 1260	$ 1305	$ 1349	G4 ␣ ␣ 33GS
39"W	**G5039G**	S, Mid	$ 1324	$ 1371	$ 1417	G4 ␣ ␣ 36GS
42"W	**G5042G**	S, Mid	$ 1384	$ 1434	$ 1482	G4 ␣ ␣ 39GS
45"W	**G5045G**	S, Mid	$ 1466	$ 1518	$ 1570	G4 ␣ ␣ 42GS
48"W	**G5048G**	S, Mid	$ 1499	$ 1552	$ 1605	G4 ␣ ␣ 45GS
51"W	**G5051G**	D, S, Mid	$ 1531	$ 1585	$ 1639	G4 ␣ ␣ 48GS
54"W	**G5054G**	D, S, Mid	$ 1583	$ 1639	$ 1695	G4 ␣ ␣ 51GS
57"W	**G5057G**	D, S, Mid	$ 1619	$ 1676	$ 1733	G4 ␣ ␣ 54GS
60"W	**G5060G**	D, S, Mid	$ 1660	$ 1719	$ 1777	G4 ␣ ␣ 57GS
63"W	**G5063G**	D, S, Mid	$ 1691	$ 1751	$ 1810	G4 ␣ ␣ 60GS
66"W	**G5066G**	D, S, Mid	$ 1733	$ 1795	$ 1856	G4 ␣ ␣ 63GS
69"W	**G5069G**	D, S, Mid	$ 1775	$ 1838	$ 1900	G4 ␣ ␣ 66GS
72"W	**G5072G**	D, S, Mid	$ 1817	$ 1882	$ 1945	G4 ␣ ␣ 69GS
75"W	**G5075G**	D, S, Mid	$ 1922	$ 1990	$ 2058	G4 ␣ ␣ 72GS
78"W	**G5078G**	D, S, Mid	$ 2088	$ 2162	$ 2236	G4 ␣ ␣ 75GS
81"W	**G5081G**	D, S, Mid	$ 2248	$ 2327	$ 2407	G4 ␣ ␣ 78GS
84"W	**G5084G**	D, S, Mid	$ 2384	$ 2468	$ 2552	G4 ␣ ␣ 81GS

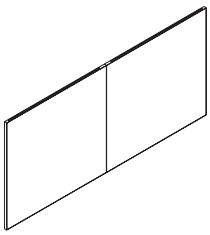

50"H Gallery Split Panels with Glass *(corresponding glass models must be ordered in quantities of 2 for split panels)*						
81"W	**GS5081G**	D	$ 2128	$ 2207	$ 2287	G4 ␣ ␣ 36GS
87"W	**GS5087G**	D	$ 2423	$ 2509	$ 2594	G4 ␣ ␣ 39GS
93"W	**GS5093G**	D	$ 2535	$ 2625	$ 2714	G4 ␣ ␣ 42GS
99"W	**GS5099G**	D	$ 2581	$ 2672	$ 2762	G4 ␣ ␣ 45GS
105"W	**GS50105G**	D	$ 2668	$ 2762	$ 2856	G4 ␣ ␣ 48GS
111"W	**GS50111G**	D	$ 2701	$ 2796	$ 2891	G4 ␣ ␣ 51GS
117"W	**GS50117G**	D	$ 2724	$ 2820	$ 2916	G4 ␣ ␣ 54GS
123"W	**GS50123G**	D	$ 2753	$ 2851	$ 2946	G4 ␣ ␣ 57GS
129"W	**GS50129G**	D	$ 2820	$ 2920	$ 3019	G4 ␣ ␣ 60GS
135"W	**GS50135G**	D	$ 2868	$ 2969	$ 3070	G4 ␣ ␣ 63GS
141"W	**GS50141G**	D	$ 2910	$ 3013	$ 3115	G4 ␣ ␣ 66GS
147"W	**GS50147G**	D	$ 3009	$ 3115	$ 3221	G4 ␣ ␣ 69GS

Note: Configuration is not included in model number
- **Mid** Mid Panel
- **S** End Single Sided
- **D** End Dual Sided

Note: Fill in model number blanks with one of the following options to determine glass height.
- **07** 7.5"H glass
- **13** 13"H glass
- **15** 15"H glass

How to specify —	*1st Option:*	*2nd Option:*	*3rd Option:*	*4th Option:*	*5th Option:*
Select the Model Number from above.	**FSC:** **F** FSC Wood **X** Non-FSC Wood	**Laminate:** See page 286 for finishes.	**Edge:** See page 286 for finishes.	**Grain:** **VLG** Horizontal grain or Solid only. **VST** Vertical Grain (available only for single panels 60"W or less, and for split panels between 87"W and 117"W.	**Glide:**
G ␣␣␣␣␣␣ . ␣ .		␣␣␣␣ .	␣␣ .	V ␣␣ .	G

Examples: **G5018G.X.LTI1.TI.VLG.G** **GS5087G.F.LLA1.TI.VST.G**

Gallery Panels

57½"H Application for Use with Glass

For Gallery Panel Glass see page 328.
For Gallery Panel connectors see pages 326-327.

GSA SIN 33721

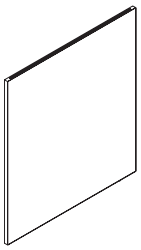

Description	Model	Configuration	List Price L1	List Price L2	List Price L3	Accepts Glass Models 7½"H, 13"H, 15"H
57½"H Gallery Panels with Glass						
18"W	**G5718G**	Mid	$ 1127	$ 1167	$ 1207	G4 ␣ ␣ 15GS
21"W	**G5721G**	Mid	$ 1148	$ 1189	$ 1229	G4 ␣ ␣ 18GS
24"W	**G5724G**	Mid	$ 1184	$ 1226	$ 1267	G4 ␣ ␣ 21GS
27"W	**G5727G**	Mid	$ 1225	$ 1269	$ 1312	G4 ␣ ␣ 24GS
30"W	**G5730G**	Mid	$ 1323	$ 1370	$ 1416	G4 ␣ ␣ 27GS
33"W	**G5733G**	S, Mid	$ 1369	$ 1417	$ 1465	G4 ␣ ␣ 30GS
36"W	**G5736G**	S, Mid	$ 1421	$ 1472	$ 1522	G4 ␣ ␣ 33GS
39"W	**G5739G**	S, Mid	$ 1482	$ 1535	$ 1587	G4 ␣ ␣ 36GS
42"W	**G5742G**	S, Mid	$ 1542	$ 1597	$ 1650	G4 ␣ ␣ 39GS
45"W	**G5745G**	S, Mid	$ 1624	$ 1681	$ 1739	G4 ␣ ␣ 42GS
48"W	**G5748G**	S, Mid	$ 1656	$ 1714	$ 1773	G4 ␣ ␣ 45GS
51"W	**G5751G**	D, S, Mid	$ 1689	$ 1748	$ 1808	G4 ␣ ␣ 48GS
54"W	**G5754G**	D, S, Mid	$ 1742	$ 1804	$ 1865	G4 ␣ ␣ 51GS
57"W	**G5757G**	D, S, Mid	$ 1777	$ 1840	$ 1903	G4 ␣ ␣ 54GS
60"W	**G5760G**	D, S, Mid	$ 1818	$ 1883	$ 1946	G4 ␣ ␣ 57GS
63"W	**G5763G**	D, S, Mid	$ 1850	$ 1916	$ 1980	G4 ␣ ␣ 60GS
66"W	**G5766G**	D, S, Mid	$ 1889	$ 1956	$ 2022	G4 ␣ ␣ 63GS
69"W	**G5769G**	D, S, Mid	$ 1933	$ 2001	$ 2070	G4 ␣ ␣ 66GS
72"W	**G5772G**	D, S, Mid	$ 1976	$ 2046	$ 2115	G4 ␣ ␣ 69GS
75"W	**G5775G**	D, S, Mid	$ 2079	$ 2153	$ 2226	G4 ␣ ␣ 72GS
78"W	**G5778G**	D, S, Mid	$ 2248	$ 2327	$ 2407	G4 ␣ ␣ 75GS
81"W	**G5781G**	D, S, Mid	$ 2405	$ 2491	$ 2574	G4 ␣ ␣ 78GS
84"W	**G5784G**	D, S, Mid	$ 2544	$ 2634	$ 2723	G4 ␣ ␣ 81GS

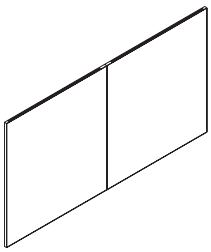

57½"H Gallery Split Panels with Glass *(corresponding glass models must be ordered in quantities of 2 for split panels)*						
81"W	**GS5781G**	D	$ 2276	$ 2362	$ 2445	G4 ␣ ␣ 36GS
87"W	**GS5787G**	D	$ 2580	$ 2671	$ 2761	G4 ␣ ␣ 39GS
93"W	**GS5793G**	D	$ 2694	$ 2789	$ 2884	G4 ␣ ␣ 42GS
99"W	**GS5799G**	D	$ 2740	$ 2836	$ 2933	G4 ␣ ␣ 45GS
105"W	**GS57105G**	D	$ 2828	$ 2928	$ 3027	G4 ␣ ␣ 48GS
111"W	**GS57111G**	D	$ 2861	$ 2962	$ 3062	G4 ␣ ␣ 51GS
117"W	**GS57117G**	D	$ 2884	$ 2986	$ 3087	G4 ␣ ␣ 54GS
123"W	**GS57123G**	D	$ 2910	$ 3013	$ 3115	G4 ␣ ␣ 57GS
129"W	**GS57129G**	D	$ 2978	$ 3083	$ 3188	G4 ␣ ␣ 60GS
135"W	**GS57135G**	D	$ 3027	$ 3134	$ 3240	G4 ␣ ␣ 63GS
141"W	**GS57141G**	D	$ 3068	$ 3176	$ 3284	G4 ␣ ␣ 66GS
147"W	**GS57147G**	D	$ 3166	$ 3278	$ 3389	G4 ␣ ␣ 69GS

Note: Configuration is not included in model number
- **Mid** Mid Panel
- **S** End Single Sided
- **D** End Dual Sided

Note: Fill in model number blanks with one of the following options to determine glass height.
- **07** 7.5"H glass
- **13** 13"H glass
- **15** 15"H glass

How to specify —	*1st Option:*	*2nd Option:*	*3rd Option:*	*4th Option:*	*5th Option:*
Select the Model Number from above.	**FSC:** **F** FSC Wood **X** Non-FSC Wood	**Laminate:** See page 286 for finishes.	**Edge:** See page 286 for finishes.	**Grain:** **VLG** Horizontal grain or Solid only. **VST** Vertical Grain (available only for single panels 60"W or less, and for split panels between 87"W and 117"W.	**Glide:**
G ␣␣␣␣␣␣␣ .	␣ .	␣␣␣␣ .	␣␣ .	V ␣ .	G

Examples: **G5718G.X.LTI1.TI.VLG.G** **GS5787G.F.LLA1.TI.VST.G**

Gallery Panel Connectors

Connector Kits

GSA SIN 33721

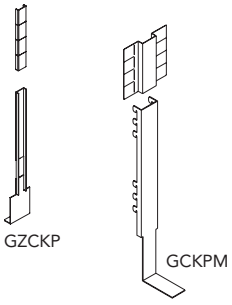

Description	Model	List Price P1	P2	P3
Stride Connector Kit				
End Panel Connector Kit for Stride System	**GZCKP**	$ 140	$ 150	$ 166
Intermediate Mid connector	**GCKPM**	$ 164	$ 176	$ 193

Stride Mid-Connector Block and Trim				
30" – Block & Trim	**GZ3CON30**	$ 220	$ 247	$ 283
35" – Block & Trim	**GZ3CON35**	$ 228	$ 255	$ 293
42" – Block & Trim	**GZ3CON42**	$ 260	$ 291	$ 338
50" – Block & Trim	**GZ3CON50**	$ 272	$ 305	$ 352
57" – Block & Trim	**GZ3CON57**	$ 282	$ 315	$ 364
65" – Block & Trim	**GZ3CON65**	$ 310	$ 345	$ 397
72" – Block & Trim	**GZ3CON72**	$ 340	$ 382	$ 444
80" – Block & Trim	**GZ3CON80**	$ 368	$ 412	$ 476
87" – Block & Trim	**GZ3CON87**	$ 374	$ 420	$ 491

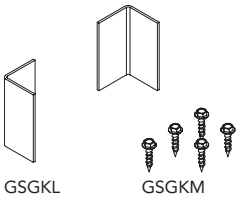

Storage Mounting Brackets				
Gallery Laminate Storage Ganging Kit	**GSGKL**	$ 77	N/A	N/A
Gallery Metal Storage Ganging Kit	**GSGKM**	$ 18	N/A	N/A



Gallery Panel Stiffener				
Stiffener for 75"W/78"W Panels	**GSTFN7578**	$ 175	$ 189	$ 208
Stiffener for 81"W/84"W Panels	**GSTFN8184**	$ 196	$ 212	$ 234

S ***Shippable by small-package carrier.***

How to specify —	*1st Option:*	*1st Option:*	*2nd Option:*
Select the Model Number from above.	**Paint for Connector Kits and Brackets** *(if available)*: P1 P2 P3 See page 286 for finishes.	**Fabric for Cantilevered Storage Accessory:** See page 287 for fabrics.	**Trim Paint for Cantilevered Storage Accessory:** P1 P2 P3 See page 286 for finishes.
_____ .	_____	_____ .	P _____

Examples: **GZCKP.P71** **GCKPM.P71** **GZ3CON30.P71** **GSGKL** **GSGKM**

Gallery Panel Connectors

Terrace® Connector Kits

GSA SIN 33721

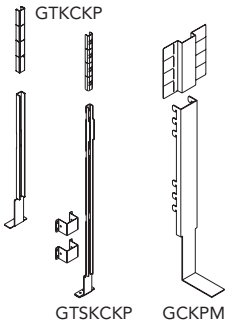

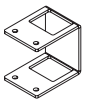
GTKGK30

GTK3CON42F

GTK3CON42R

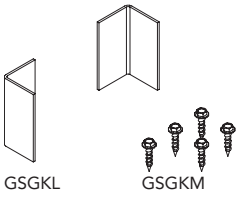



Description	Model	List Price P1	List Price P2	List Price P3
Terrace Connector Kit				
End Panel Connector Kit for Terrace System (black only)	**GTKCKP**	$ 140	N/A	N/A
Split Connector Kit (black only)	**GTSKCKP**	$ 160	N/A	N/A
Intermediate Mid connector	**GCKPM**	$ 164	$ 176	$ 193
Panel Glass Kit for 30"H Panel	**GTKGK30**	$ 76	N/A	N/A
Terrace Connector Kit for Flat Trim				
30" – Flat Trim	**GTK3CON30F**	$ 214	$ 241	$ 277
35" – Flat Trim	**GTK3CON35F**	$ 287	$ 292	$ 300
42" – Flat Trim	**GTK3CON42F**	$ 347	$ 362	$ 285
50" – Flat Trim	**GTK3CON50F**	$ 299	$ 346	$ 354
57½" – Flat Trim	**GTK3CON57F**	$ 366	$ 376	$ 393
65" – Flat Trim	**GTK3CON65F**	$ 425	$ 346	$ 408
72½" – Flat Trim	**GTK3CON72F**	$ 442	$ 452	$ 464
80" – Flat Trim	**GTK3CON80F**	$ 501	$ 525	$ 408
87½" – Flat Trim	**GTK3CON87F**	$ 368	$ 394	$ 433
Terrace Connector Kit for Radius Trim				
30" – Radius Trim	**GTK3CON30R**	$ 241	$ 277	$ 282
35" – Radius Trim	**GTK3CON35R**	$ 292	$ 300	$ 313
42" – Radius Trim	**GTK3CON42R**	$ 362	$ 287	$ 334
50" – Radius Trim	**GTK3CON50R**	$ 348	$ 356	$ 366
57½" – Radius Trim	**GTK3CON57R**	$ 380	$ 397	$ 311
65" – Radius Trim	**GTK3CON65R**	$ 346	$ 408	$ 418
72½" – Radius Trim	**GTK3CON72R**	$ 452	$ 464	$ 486
80" – Radius Trim	**GTK3CON80R**	$ 525	$ 386	$ 422
87½" – Radius Trim	**GTK3CON87R**	$ 368	$ 394	$ 433
Storage Mounting Brackets				
Gallery Laminate Storage Ganging Kit	**GSGKL**	$ 77	N/A	N/A
Gallery Metal Storage Ganging Kit	**GSGKM**	$ 18	N/A	N/A
Gallery Panel Stiffener				
Stiffener for 75"W/78"W Panels	**GSTFN7578**	$ 175	$ 189	$ 208
Stiffener for 81"W/84"W Panels	**GSTFN8184**	$ 196	$ 212	$ 234

S Shippable by small-package carrier.

How to specify —	*1st Option:*	*1st Option:*	*2nd Option:*
Select the Model Number from above.	**Paint for Connector Kits and Brackets** *(if available)*: P1 P2 P3 See page 286 for finishes.	**Fabric for Cantilevered Storage Accessory:** See page 287 for fabrics.	**Trim Paint for Cantilevered Storage Accessory:** P1 P2 P3 See page 286 for finishes.
_____ .	____	_____ .	P ____

Examples: **GTKCKP.P71 GCKPM.P71 GT3CON30F.PJW GSGKL GSGKM**

Gallery Glass

GSA SIN 33721



Description	Model	List Price Clear Glass	Frosted Glass	Smoked Glass
7½"H Gallery Glass — Single Panel				
15"W	G40715GS	$ 205	$ 225	$ 232
18"W	G40718GS	$ 211	$ 232	$ 239
21"W	G40721GS	$ 215	$ 236	$ 244
24"W	G40724GS	$ 219	$ 241	$ 248
27"W	G40727GS	$ 238	$ 261	$ 269
30"W	G40730GS	$ 255	$ 281	$ 288
33"W	G40733GS	$ 280	$ 308	$ 316
36"W	G40736GS	$ 315	$ 346	$ 356
39"W	G40739GS	$ 341	$ 374	$ 386
42"W	G40742GS	$ 382	$ 420	$ 432
45"W	G40745GS	$ 415	$ 456	$ 469
48"W	G40748GS	$ 451	$ 495	$ 509
51"W	G40751GS	$ 461	$ 506	$ 521
54"W	G40754GS	$ 499	$ 547	$ 564
57"W	G40757GS	$ 552	$ 606	$ 623
60"W	G40760GS	$ 647	$ 710	$ 731
63"W	G40763GS	$ 753	$ 827	$ 851
66"W	G40766GS	$ 814	$ 893	$ 919
69"W	G40769GS	$ 891	$ 978	$ 1006
72"W	G40772GS	$ 953	$ 1046	$ 1077
75"W	G40775GS	$ 1019	$ 1118	$ 1151
78"W	G40778GS	$ 1122	$ 1230	$ 1267
81"W	G40781GS	$ 1179	$ 1294	$ 1331

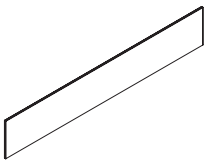

7½"H Gallery Glass — Split Panels *(order quantity must be in multiples of 2)*				
39"W	G40739GS	$ 341	$ 374	$ 386
42"W	G40742GS	$ 382	$ 420	$ 432
45"W	G40745GS	$ 415	$ 456	$ 469
48"W	G40748GS	$ 451	$ 495	$ 509
51"W	G40751GS	$ 461	$ 506	$ 521
54"W	G40754GS	$ 499	$ 547	$ 564
57"W	G40757GS	$ 552	$ 606	$ 623
60"W	G40760GS	$ 647	$ 710	$ 731
63"W	G40763GS	$ 753	$ 827	$ 851
66"W	G40766GS	$ 814	$ 893	$ 919
69"W	G40769GS	$ 891	$ 978	$ 1006

GALLERY PANELS

How to specify —

Select the Model Number from above.

1st Option:

Glass:

LC Clear Glass
LF Frosted Glass
GSM1 Smoked Glass

G 4 0 7 | | | | . | | | | | .

Examples: **G40715GS.LC** **G40739GS.GSM1**

Gallery Glass

GSA SIN 33721

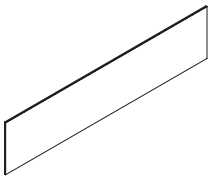

Description	Model	List Price Clear Glass	Frosted Glass	Smoked Glass
13"H Gallery Glass — Single Panel				
24"W	G41324GS	$ 500	$ 555	$ 572
27"W	G41327GS	$ 545	$ 604	$ 624
30"W	G41330GS	$ 586	$ 650	$ 670
33"W	G41333GS	$ 616	$ 683	$ 706
36"W	G41336GS	$ 653	$ 724	$ 747
39"W	G41339GS	$ 704	$ 781	$ 806
42"W	G41342GS	$ 728	$ 807	$ 833
45"W	G41345GS	$ 743	$ 824	$ 850
48"W	G41348GS	$ 767	$ 850	$ 878
51"W	G41351GS	$ 780	$ 864	$ 893
54"W	G41354GS	$ 835	$ 926	$ 955
57"W	G41357GS	$ 854	$ 947	$ 978
60"W	G41360GS	$ 878	$ 973	$ 1005
63"W	G41363GS	$ 941	$ 1043	$ 1077
66"W	G41366GS	$ 1021	$ 1132	$ 1169
69"W	G41369GS	$ 1080	$ 1197	$ 1236
72"W	G41372GS	$ 1158	$ 1284	$ 1325
75"W	G41375GS	$ 1243	$ 1378	$ 1422
78"W	G41378GS	$ 1323	$ 1466	$ 1514
81"W	G41381GS	$ 1396	$ 1547	$ 1597
13"H Gallery Glass — Split Panels *(order quantity must be in multiples of 2)*				
39"W	G41339GS	$ 704	$ 781	$ 806
42"W	G41342GS	$ 728	$ 807	$ 833
45"W	G41345GS	$ 743	$ 824	$ 850
48"W	G41348GS	$ 767	$ 850	$ 878
51"W	G41351GS	$ 780	$ 864	$ 893
54"W	G41354GS	$ 835	$ 926	$ 955
57"W	G41357GS	$ 854	$ 947	$ 978
60"W	G41360GS	$ 878	$ 973	$ 1005
63"W	G41363GS	$ 941	$ 1043	$ 1077
66"W	G41366GS	$ 1021	$ 1132	$ 1169
69"W	G41369GS	$ 1080	$ 1197	$ 1236

How to specify —

Select the Model Number from above.

1st Option:

Glass:

LC Clear Glass
LF Frosted Glass
GSM1 Smoked Glass

G 4 1 3 | | | | . | | | | .

Examples: **G41324GS.LC** **G41339GS.GSM1**

Gallery Glass

GSA SIN 33721



Description	Model	List Price Clear Glass	Frosted Glass	Smoked Glass
15"H Gallery Glass — Single Panel				
15"W	G41515GS	$ 522	$ 579	$ 598
18"W	G41518GS	$ 545	$ 604	$ 624
21"W	G41521GS	$ 570	$ 633	$ 652
24"W	G41524GS	$ 600	$ 665	$ 687
27"W	G41527GS	$ 619	$ 686	$ 709
30"W	G41530GS	$ 644	$ 714	$ 737
33"W	G41533GS	$ 676	$ 750	$ 774
36"W	G41536GS	$ 736	$ 816	$ 842
39"W	G41539GS	$ 770	$ 853	$ 882
42"W	G41542GS	$ 790	$ 876	$ 904
45"W	G41545GS	$ 803	$ 891	$ 919
48"W	G41548GS	$ 823	$ 913	$ 942
51"W	G41551GS	$ 841	$ 932	$ 962
54"W	G41554GS	$ 895	$ 993	$ 1024
57"W	G41557GS	$ 907	$ 1006	$ 1038
60"W	G41560GS	$ 915	$ 1015	$ 1047
63"W	G41563GS	$ 970	$ 1075	$ 1110
66"W	G41566GS	$ 1051	$ 1165	$ 1203
69"W	G41569GS	$ 1105	$ 1225	$ 1265
72"W	G41572GS	$ 1182	$ 1310	$ 1353
75"W	G41575GS	$ 1276	$ 1414	$ 1461
78"W	G41578GS	$ 1345	$ 1490	$ 1538
81"W	G41581GS	$ 1424	$ 1578	$ 1629

15"H Gallery Glass — Split Panels *(order quantity must be in multiples of 2)*

39"W	G41539GS	$ 770	$ 853	$ 882
42"W	G41542GS	$ 790	$ 876	$ 904
45"W	G41545GS	$ 803	$ 891	$ 919
48"W	G41548GS	$ 823	$ 913	$ 942
51"W	G41551GS	$ 841	$ 932	$ 962
54"W	G41554GS	$ 895	$ 993	$ 1024
57"W	G41557GS	$ 907	$ 1006	$ 1038
60"W	G41560GS	$ 915	$ 1015	$ 1047
63"W	G41563GS	$ 970	$ 1075	$ 1110
66"W	G41566GS	$ 1051	$ 1165	$ 1203
69"W	G41569GS	$ 1105	$ 1225	$ 1265

How to specify —

Select the Model Number from above.

1st Option:

Glass:

LC Clear Glass
LF Frosted Glass
GSM1 Smoked Glass

G 4 1 5 _ _ _ _ . _ _ _ _ .

Examples: **G41515GS.LC** **G41539GS.GSM1**

Gallery Panels

GSA SIN Pending

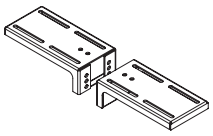

GCTKS

Description	Model	P1 List Price	P2 List Price	P3 List Price
Countertop Bracket				
Countertop Connector Bracket	**GCTKS**	$ 117	$ 123	$ 127

Note: 2 brackets needed for straight countertops, 3 brackets are needed for corner countertops

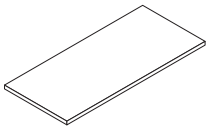

Flat Edge

Description	Laminate w/Flat Edge Model	Laminate w/Flat Edge L1 List Price	L2 List Price	L3 List Price
Straight Countertops — must order 2 sets of brackets per surface				
24"W x 15"D	**851524M**	$ 375	$ 392	$ 405
30"W x 15"D	**851530M**	$ 416	$ 434	$ 448
36"W x 15"D	**851536M**	$ 467	$ 486	$ 502
42"W x 15"D	**851542M**	$ 484	$ 503	$ 520
48"W x 15"D	**851548M**	$ 512	$ 532	$ 550
54"W x 15"D	**851554M**	$ 580	$ 602	$ 621
60"W x 15"D	**851560M**	$ 647	$ 666	$ 682
66"W x 15"D	**851566M**	$ 670	$ 698	$ 716
72"W x 15"D	**851572M**	$ 697	$ 726	$ 744
Corner Countertops 15"D at ends — must order 3 sets of brackets per surface				
24"W x 24"W	**852424M**	$ 732	$ 762	$ 782
30"W x 30"W	**853030M**	$ 851	$ 884	$ 908
36"W x 36"W	**853636M**	$ 944	$ 979	$ 1008
42"W x 42"W	**854242M**	$ 1025	$ 1063	$ 1095

Description	Model	P1 List Price	P2 List Price	P3 List Price
Gallery Panel Wall Start				
30"H Wall Start	**GWS30**	$ 120	$ 126	$ 130
35"H Wall Start	**GWS35**	$ 137	$ 143	$ 149
42"H Wall Start	**GWS42**	$ 149	$ 156	$ 161
50"H Wall Start	**GWS50**	$ 171	$ 179	$ 186
57½"H Wall Start	**GWS57**	$ 184	$ 192	$ 200



Worksurface Mounting Bracket Kit				
Worksurface Mounting Bracket	**GWSBK**	$ 77		

Note: Ships with 2 brackets.

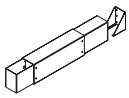

AGBKT

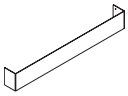

AGBKTMP

HAT Bracket				
HAT to Gallery Panel Bracket T-Leg	**AGBKT** (shown)	$ 250	$ 271	$ 298
HAT to Gallery Panel Bracket C-Leg	**AGBKC**	$ 250	$ 271	$ 298
HAT to Gallery Panel Installation Template (Black only, code P)	**AGBKTMP** (shown)	$ 61		

How to specify —

Select the Model Number from above.

1st Option:

Paint:

P1 P2 P3

See page 286 for finishes.

_____ . _____

Example: **AGBKT.PJW**

Gallery Panels

GSA SIN Pending

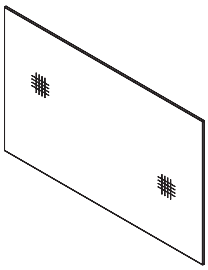

Description	Model	P1 List Price	P2 List Price	P3 List Price
Tackboards				
Tackboard 15"H x 24"W	**GTB1524**	$ 340	$ 355	$ 369
Tackboard 15"H x 30"W	**GTB1530**	$ 370	$ 386	$ 401
Tackboard 15"H x 36"W	**GTB1536**	$ 410	$ 428	$ 445
Tackboard 15"H x 42"W	**GTB1542**	$ 427	$ 445	$ 463
Tackboard 15"H x 48"W	**GTB1548**	$ 436	$ 455	$ 474
Tackboard 15"H x 54"W	**GTB1554**	$ 457	$ 477	$ 496
Tackboard 15"H x 60"W	**GTB1560**	$ 464	$ 484	$ 504
Tackboard 22.5"H x 24"W	**GTB2224**	$ 383	$ 400	$ 415
Tackboard 22.5"H x 30"W	**GTB2230**	$ 416	$ 434	$ 451
Tackboard 22.5"H x 36"W	**GTB2236** (shown)	$ 454	$ 473	$ 493
Tackboard 22.5"H x 42"W	**GTB2242**	$ 464	$ 484	$ 504
Tackboard 22.5"H x 48"W	**GTB2248**	$ 500	$ 521	$ 542
Tackboard 22.5"H x 54"W	**GTB2254**	$ 525	$ 547	$ 569
Tackboard 22.5"H x 60"W	**GTB2260**	$ 539	$ 562	$ 585

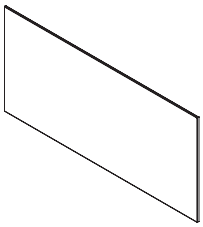

Magnet/Marker Boards				
Magnet/Marker Board 15"H x 24"W	**GMB1524**	$ 450	$ 469	$ 489
Magnet/Marker Board 15"H x 30"W	**GMB1530**	$ 486	$ 507	$ 527
Magnet/Marker Board 15"H x 36"W	**GMB1536**	$ 517	$ 539	$ 561
Magnet/Marker Board 15"H x 42"W	**GMB1542**	$ 543	$ 566	$ 589
Magnet/Marker Board 15"H x 48"W	**GMB1548**	$ 569	$ 593	$ 617
Magnet/Marker Board 15"H x 54"W	**GMB1554**	$ 586	$ 612	$ 636
Magnet/Marker Board 15"H x 60"W	**GMB1560**	$ 619	$ 646	$ 672
Magnet/Marker Board 22.5"H x 24"W	**GMB2224**	$ 555	$ 578	$ 602
Magnet/Marker Board 22.5"H x 30"W	**GMB2230**	$ 583	$ 607	$ 633
Magnet/Marker Board 22.5"H x 36"W	**GMB2236**	$ 607	$ 633	$ 659
Magnet/Marker Board 22.5"H x 42"W	**GMB2242**	$ 636	$ 663	$ 690
Magnet/Marker Board 22.5"H x 48"W	**GMB2248** (shown)	$ 667	$ 696	$ 723
Magnet/Marker Board 22.5"H x 54"W	**GMB2254**	$ 688	$ 717	$ 746
Magnet/Marker Board 22.5"H x 60"W	**GMB2260**	$ 712	$ 742	$ 772

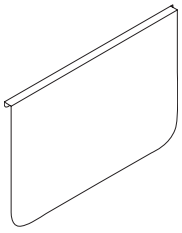

Hanging Magnet/Marker Boards & Blotter				
Hanging Magnet/Marker Board or Blotter 20"H x 30"W	**GHMB2030** (shown)	$ 354	$ 370	$ 384
Hanging Magnet/Marker Board or Blotter 26"H x 30"W	**GHMB2630**	$ 492	$ 513	$ 534

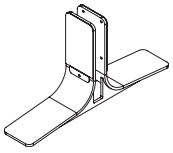

Gallery Panel Foot				
Gallery Panel Foot (Single)	**GFT1**	$ 336	$ 351	$ 365
Gallery Panel Foot (Dual)	**GFT2**	$ 673	$ 702	$ 730

Note: Available in textured paint only

How to specify —	*1st Option:*	*2nd Option:*
Select the Model Number from above.	**Paint:** P1 P2 P3 See page 286 for finishes.	**Fabric** *(if applicable)*: See page 287 for fabrics.
G _____ .	_____ .	_____ .

Example: **GHMB2630.MKP**

Gallery Panels

GSA SIN Pending



Description	Model	L1 List Price	L2 List Price	L3 List Price
Laminate Floating Shelves				
12"W Floating Shelf	**GSTF12**	$ 263	$ 274	$ 285
18"W Floating Shelf	**GSTF18**	$ 293	$ 305	$ 319
24"W Floating Shelf	**GSTF24**	$ 322	$ 336	$ 350
30"W Floating Shelf	**GSTF30**	$ 351	$ 367	$ 381
36"W Floating Shelf	**GSTF36**	$ 381	$ 398	$ 413
42"W Floating Shelf	**GSTF42**	$ 410	$ 428	$ 445
48"W Floating Shelf	**GSTF48**	$ 439	$ 458	$ 477
54"W Floating Stiffener Shelf	**GSTF54**	$ 468	$ 488	$ 508
60"W Floating Stiffener Shelf	**GSTF60**	$ 498	$ 519	$ 540
66"W Floating Stiffener Shelf	**GSTF66** (shown)	$ 527	$ 549	$ 572
72"W Floating Stiffener Shelf	**GSTF72**	$ 555	$ 578	$ 602
78"W Floating Stiffener Shelf	**GSTF78**	$ 586	$ 612	$ 636



GACRL12

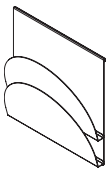

G2AGF

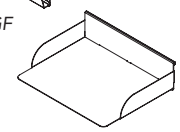

G1PTR

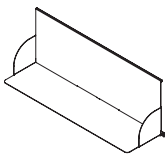

GWPSF

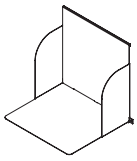

GBRSF

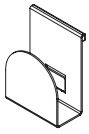

GCHRB

Description	Model	L1 List Price	L2 List Price	L3 List Price
Accessory Rail & Paper Management				
Gallery Panel 12"W Accessory Rail	**GACRL12** (shown)	$ 231	$ 241	$ 251
Gallery Panel 18"W Accessory Rail	**GACRL18**	$ 247	$ 258	$ 268
Gallery Panel 24"W Accessory Rail	**GACRL24**	$ 249	$ 260	$ 270
Gallery Panel 30"W Accessory Rail	**GACRL30**	$ 263	$ 274	$ 285
Gallery Panel 36"W Accessory Rail	**GACRL36**	$ 277	$ 289	$ 300
Triple Angle File	**G3AGF**	$ 219	$ 228	$ 238
Double Angle File	**G2AGF** (shown)	$ 184	$ 192	$ 200
Single Angle File	**G1AGF**	$ 150	$ 157	$ 164
Triple Paper Tray	**G3PTR**	$ 219	$ 228	$ 238
Double Paper Tray	**G2PTR**	$ 184	$ 192	$ 200
Single Paper Tray	**G1PTR** (shown)	$ 150	$ 157	$ 164
Personal Shelf	**GWPSF** (shown)	$ 184	$ 192	$ 200
Binder Shelf	**GBRSF** (shown)	$ 184	$ 192	$ 200
Coat Hook Rail-Based	**GCHRB** (shown)	$ 74	$ 78	$ 81
Coat Hook Mounted	**GCHMT**	$ 87	$ 91	$ 95

How to specify —	*1st Option:*
Select the Model Number from above.	**Paint:** P1 P2 P3 See page 286 for finishes.

Example: **GCHMT.PJW**

Notes

Altitude® Tables

Specification and Price List

Effective Date March 1, 2023

- Software support packages furnished to the customer, either by Allsteel® or by another source, which support the sale of Allsteel products are superseded by printed price lists.
- Prices are subject to change without notice. All orders are subject to prices in effect at the time of order.
- Please refer to your Allsteel Dealer Sales and Discount Policies for order placement information, terms and conditions.
- Additional copies of this Specification and Price List are available upon request from Allsteel Literature at 1-866-255-7833.
- Ordering information appears at the bottom of each product page complete with examples on how to specify. Fabric and finish pages are referenced at the bottom of product pages.

This publication is available as an interactive or downloadable PDF at www.allsteeloffice.com.

Questions or Comments?

Please call us at: **888-ALLSTEEL**
888-255-7833

Paint Finishes, Laminates, Eased Edge 336
Fabrics 337
Working with Height-Adjustable Tables 338-343
Screens and Power Module 344
Altitude - Metal Screens 345-346
Power Rail Specifications 347-353
- General Overview 347
- Power Rail Typicals 348
- Working with Altitude Power Rails 349
  - Low Rail with Floor Legs 349
  - Raised Rail 349
  - Screens 349
- Working with Cable Management 350
- Working with Power Rail Electricals 351
  - General Notes about Electrical and Circuitry 351
  - Electrical Infeeds 351
- Routing Power 352-353

Working with Electrical and Data 354-358
HAT to Panel Brackets 359-360
Working with Organization Rail & Accessories & Screens 361
Altitude Height-Adjustable Tops, Bases, & Accessories 362-367
- Altitude – A6 362-363
- Worksurfaces for Height-Adjustable Bases 364-366
- Cable Management 367

Power Rail – Electrical Components 368-370
A8 Screen Kits 371
Metal Screens and Tackboard Accessories 372-373
Power Rails and Accessories 374-377
HAT to Panel Brackets Pricing 378
Worksurface Mounted Rail and Accessories 379

© 2023, Allsteel Inc. Allsteel is a registered trademark.

BASE COLORS

GRADE P1

Black P71
Brownstone P7D
Cinder P7Q
Cove P096
Designer White ..... PJW
Dune P094
Flint P02
Fossil P28
Harbor P097
Loft P7B
Muslin P4J
Nickel P8L
Parchment P93
Pebble P8R
Pewter P8D
Sage P095
Salt P8C
Titanium P8T

GRADE P2

Champagne Metallic PR5
Gunmetal Metallic PR3
Night Bronze P8B
Platinum Metallic PR2
Silver PR6

GRADE P3

Bullseye* ..... PJF
Regatta* P8M
***Altitude Basic is only offered in one finish, Silver (SVR)

POWER RAIL PAINT COLORS

GRADE P1

Black P71
Brownstone P7D
Bungalow P7C
Cinder P7Q
Designer White ..... PJW
Flint P02
Fossil P28
Loft P7B
Muslin P4J
Pebble P8R
Pewter P8D
Salt P8C
Titanium P8T

GRADE P2

Champagne Metallic PR5
Gunmetal Metallic PR3
Night Bronze P8B
Pyrite ..... PJE
Silver PR6
Solar Black P8X

GRADE P3

Amethyst *(De-emphasized)* P091
Atom P8S
Blossom*** P8K
Cobalt Mica *(De-emphasized)* P090
Ember P8P
Ion P8N
Iris P8J
Krypton P8F
Ochre P093
Regatta P8M
Sienna P092
Succulent*** P8A
***These colors are intended to be an inspirational option for the trending market. Product application is limited and color availability is approximately two years to coincide with evolving workplace trends.

A8 SCREEN BRACKET PAINT COLORS

GRADE P1

Black P71
Designer White ..... PJW

GRADE P2

Silver PR6

LAMINATES

GRADE L1

SOLID COLORS

Black ..... P
Brownstone LM13
Bungalow LM12
Designer White LDW1
Flint LM16
Fossil Shale LEH1
Loft LM11
Muslin LM15
Titanium LTI1

ABSTRACT

Ash LT3B
Handspun Pearl ..... LAHP
Handspun Dove ..... LAHD
Handspun Slate ..... LAHS
Handspun Chestnut ..... LAHC
Silver Mesh LT8D

WOODGRAIN

Belair ..... LWBA
Bourbon Cherry ..... H
Field Elm ..... LWFE
Florence Walnut LFW1
Kingswood Walnut LKI1
Natural Maple ..... LWD
NeoWalnut LNU1
Pinnacle ..... PINC
Shaker Cherry LW7C

GRADE L2

Beigewood ..... LWBE
Fawn Cypress LFC1
Lowell Ash LLA1
Mangalore Mango LMM1
Natural Recon LNR1
Phantom Charcoal LPC1
Phantom Ecru LPE1
Portico Teak LPT1
Skyline Walnut LSW1
Veranda Teak LVT1

GRADE L3

Natural Walnut ..... LWNW

EASED EDGE LAMINATES

GRADE L1

Designer White LDW1
Loft LM11
Natural Maple ..... LWD

GRADE L2

Natural Recon LNR1

STRAIGHT/ROUNDED EDGE COLORS

Beigewood ..... DE
Belair ..... BA
Black E4
Bourbon Cherry ..... H
Brownstone ..... EY
Bungalow ..... EX
Designer White ..... DW
Fawn Cypress ..... FC
Field Elm ..... FE
Flint E9
Florence Walnut ..... FW
Fossil ..... EH
Kingswood Walnut ..... KI
Loft ..... EV
Lowell Ash ..... DL
Mangalore Mango ..... MM
Muslin ..... EU
Natural Maple ..... DD
Natural Recon ..... NR
Natural Walnut ..... DN
NeoWalnut ..... NU
Parchment ..... EN
Phantom Charcoal ..... PC
Phantom Ecru ..... PE
Pinnacle ..... PI
Platinum Metallic ..... EP
Plyband ..... PL
Portico Teak ..... DP
Shaker Cherry ..... DF
Skyline Walnut ..... SW
Titanium ..... TI
Veranda Teak ..... VT

ELECTRICAL & DATA COMPONENTS

Black E4
Brownstone ..... EY
Designer White ..... DW
Flint E9
Loft ..... EV
Muslin ..... EU
Silver ..... ES

All of Allsteel's tables are level® – 2 certified to the ANSI/BIFMA e3 Furniture Sustainability Standard. See www.levelcertified.org for more information.

NOTE: Refer to individual product pages for upcharges.

Fabrics

For use with Screen Kits.

GSA Reference Page

GRADE A

NOBLE

Aegean NBLE18
Amethyst NBLE19
Aspen NBLE14
Aster NBLE20
Blossom NBLE21
Bluebell NBLE22
Bordeaux NBLE01
Brick NBLE02
Chambray NBLE10
Chamomile NBLE23
Clementine NBLE04
Conifer NBLE24
Cottage NBLE25
Darkness NBLE26
Dawn NBLE13
Denim NBLE09
Desert Sand NBLE27
Dewfall NBLE28
Dusted Sage NBLE29
Flax NBLE30
Grass NBLE07
Gunmetal NBLE15
Harmony NBLE31
Harvest NBLE12
Ice Caves NBLE32
Icicle NBLE33
Inky NBLE34
Iris NBLE35
Jade NBLE06
Knight NBLE17
Mesa NBLE03
Monarch NBLE36
Pacific NBLE08
Pitch NBLE37
Queen Bee NBLE38
Rainforest NBLE05
Regal NBLE11
Sandcastle NBLE39
Sedona NBLE40
Stormy NBLE16
Sunbeam NBLE41
Voyager NBLE42
Windy Day NBLE43

GRADE D

BLAZER LITE

(100% Pure New Wool)

Haven PCAMBLT40
Retreat PCAMBLT39
Solace PCAMBLT70

Altitude®

Height-Adjustable Tops and Bases

GSA Reference Page

Altitude height-adjustable bases are available in five styles:

A6

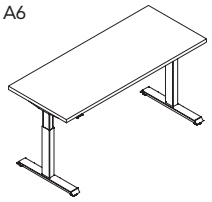

T-leg with Rectangular Worksurface

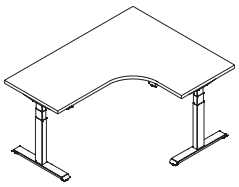

T-leg with Corner Cove Worksurface

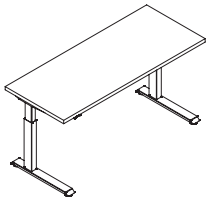

C-leg with Rectangular Worksurface

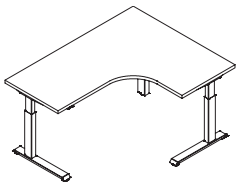

C-leg with Corner Cove Worksurface

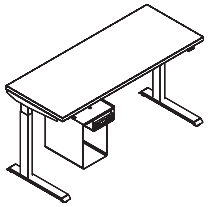

Altitude HAT with Undermount Radii Console

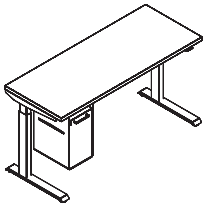

Altitude HAT with Flush Undermount Radii

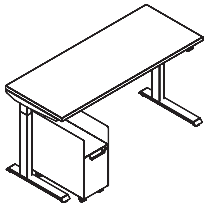

Altitude HAT with Freestanding Mobile Alcove Radii

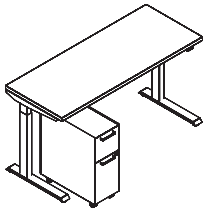

Altitude HAT with Freestanding Mobile Alcove Radii

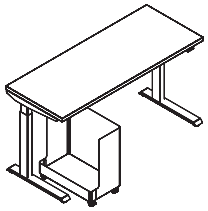

Altitude HAT with Freestanding Mobile Radii Caddy

A8 Screens

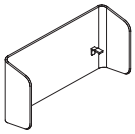

U Screen Kit

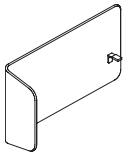

L Screen Kit (Left)

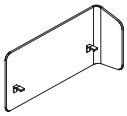

L Screen Kit (Right)

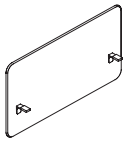

Rectangular Screen Kit

Metal Screens

L Screen (Left)

L Screen (Right)

U Screen

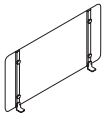

Straight

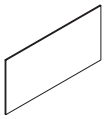

Tackboard Accessory

Altitude Power Rail

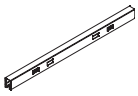

Altitude Power Rail

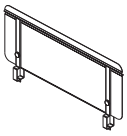

Altitude Rail Screen

A6 Clearance Dimensions

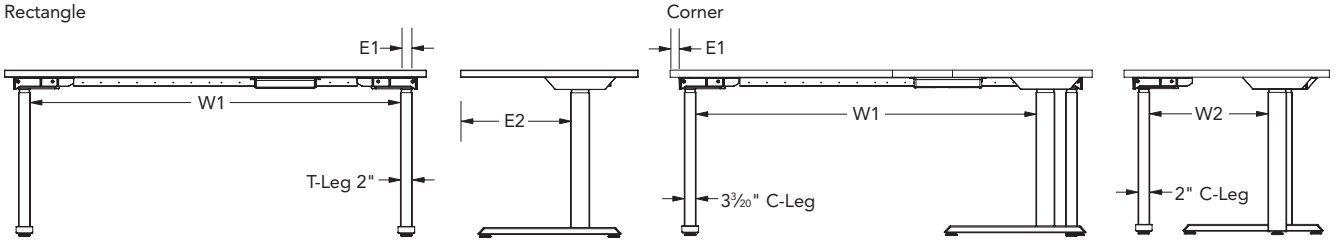

Base Style:	A6-T Base				A6-C Base			
Dimension Location:	**E1**	**W1**	**W2**	**E2**	**E1**	**W1**	**W2**	**E2**
Altitude Top: (Surface dimensions are nominal. Actual widths are reduced by 2")	Edge of table to outside of leg	Between legs	Between legs	Edge of table to the outside of leg	Edge of table to outside of leg	Between legs	Between legs	Edge of table to the outside of leg
24" x 48" Rectangle*	2½"	35¼"	—	10⅝"	2½"	35¼"	—	14⅛"
24" x 54" Rectangle	2½"	41¼"	—	10⅝"	2½"	41¼"	—	14⅛"
24" x 60" Rectangle	2½"	47¼"	—	10⅝"	2½"	47¼"	—	14⅛"
24" x 66" Rectangle	2½"	53¼"	—	10⅝"	2½"	53¼"	—	14⅛"
24" x 72" Rectangle	2½"	59¼"	—	10⅝"	2½"	59¼"	—	14⅛"
30" x 48" Rectangle	2½"	35¼"	—	13⅜"	2½"	35¼"	—	17⅛"
30" x 54" Rectangle	2½"	41¼"	—	13⅜"	2½"	41¼"	—	17⅛"
30" x 60" Rectangle	2½"	47¼"	—	13⅜"	2½"	47¼"	—	17⅛"
30" x 66" Rectangle	2½"	53¼"	—	13⅜"	2½"	53¼"	—	17⅛"
30" x 72" Rectangle	2½"	59¼"	—	13⅜"	2½"	59¼"	—	17⅛"
60" x 36" Corner Cove	2½"	43"	26"	10⅝"	2½"	43"	29½"	14⅛"
60" x 48" Corner Cove	2½"	43"	32"	10⅝"	2½"	43"	35½"	14⅛"
72" x 36" Corner Cove	2½"	55"	26"	10⅝"	2½"	55"	29½"	14⅛"
72" x 48" Corner Cove	2½"	55"	32"	10⅝"	2½"	55"	35½"	14⅛"

Bottom Views

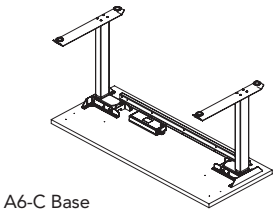

A6-C Base

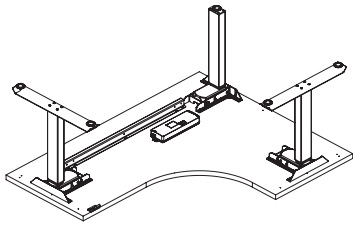

A6-T Base

Feature	Altitude Basic	A6
Range Adjustment	26¼" – 43½"H + Adjustable Glide	2-Stage 26½" to 45¾" + ½" Adjustable Glide
Base Only, Without Work Surface		3-Stage 21¾" to 47½" + ½" Adjustable Glide
Range Adjustment	27⅜" to 44⅝"H + Adjustable Glide	2-Stage 27⅜" to 46⅞" + ½" Adjustable Glide
Includes Standard Allsteel 1⅛" Work Surface		3-Stage 22⅞" to 48⅝" + ½" Adjustable Glide
Foot Configuration	• T Foot • Standard leveling glide	• T Foot or C Foot • Standard options include leveling glide, slide glides, and casters
Leg Options	2 leg	2 and 3 leg
UL Certified Weight Rating	180 lbs	• 250 lbs for 2-leg • 350 lbs for 2-leg Max • 375 lbs for 3-leg • 500 lbs for 3-leg Max
Cross Bar Design	Yes	A6 models ordered prior to 4/5/2021 have cross bar understructure, A6 models ordered after 4/5/2021 do not
Colors	Silver Only	20 Allsteel Paint Finishes offered, see Altitude Tables Finishes page
Control Pad	Up/down only	Basic up/down, memory preset, paddle, foot pedal
Wire Management	Allsteel standard options available Hinged trough not recommended	Allsteel standard options available
Power Access	Desktop power modules available	Desktop power modules available
Warranty	5 years	If Purchased Before 3/1/2021: 10 Years Metal Base, 7 Years Electronics If Purchased After 3/1/2021: 10 Years for Entire Product

Height-Adjustable Worksurfaces, Bases, and Controls

Height-Adjustable Worksurfaces (page 364)

- Height-adjustable worksurfaces are available in laminate with flat edge and rectangular veneer with matching square edge.
- Matrix with actual worksurface sizes can be found on page 341.
- T-mold is used on the edge of curved worksurfaces. This will have a noticeable visual difference when directly adjacent to straight worksurfaces.
- Worksurface dimensions are nominal. Actual widths are reduced by 2" (1" each side) and worksurface depths are reduced by ¼". Corner cove depth is nominal, actual is 1" less.
- Rectangular undersized worksurface models' (model number ending in -U) actual widths and depths are reduced by 2".
- Corner Cove undersized worksurface models' (model number ending in -LD) actual dimensions are reduced by 2".
- Altitude worksurfaces are pre-drilled with mounting location for bases.
- Rectangular worksurface grommet location is limited to center location due to mounting of worksurface supports at each end of the worksurface.
- Certain two-piece top configurations may require two stiffeners depending on the footprint of your station.
- 2-leg standard bases can accommodate worksurface configurations from 24"D x 24"W to 30"D x 72"W.
- 2-leg Max bases can accommodate worksurface configurations from 24"D x 24"W to 30"D x 96"W.
- 3-Leg standard bases can accommodate worksurface configurations from 24"D x 48"W x 36"W to 30"D x 72"W x 48"W.
- 3-Leg Max bases can accommodate worksurface configurations from 24"D x 48"W x 36"W to 30"D x 72"W x 72"W.
- Altitude A6 bases specified with a work surface 60"W and greater require the use of an external stiffener. An external stiffener is included in Altitude work surface models 60"W and greater (all models ending with letter -D). If a non-Altitude work surface is being used, an external stiffener may need to be specified separately.

Height-Adjustable Bases (pages 362-363)

- Electronic height-adjustable base units are available in six styles: A6-T Base with 2 legs, A6-C Base with 2 legs, A6-T Base with 3 legs, A6-C Base with 3 legs, A6-T Max Base with 2 legs, A6-C Max Base with 2 legs, A6-T Max Base with 3 legs, and A6-C Max Base with 3 legs.
- A6 2-stage 1.2"/sec, A6 3-stage 1.4"/sec, A6 Max .8"/sec. Motor devices have a continuous cycle time of 2 minutes with an 18 minute rest period before it can be cycled again.
- Control box is powered by 110-120V/60Hz/4A. Standby power is < 0.1 Watts. Power cords on A6-T models are 10'.
- Pedestals taller than 24½" for 2-stage models and 19½" for 3-stage models when placed under table will limit range in lowest position.
- Mobile box/file pedestals will clear feet on height adjustable base but will extend past edge of worksurface in that position. See chart on page 339.
- Moving worksurfaces can collide with other components. It is important to ensure free range of motion prior to operating the table.
- All tables have adjustable glides providing ½" adjustment on A6.
- Slide glides offered as a .option and model level. Only available on 2-leg bases.
- Casters available on model level for retrofitting on 2-Leg Bases ONLY.
- Altitude A6 tables feature collision detection, a feature designed to stop table travel when the table detects an obstacle.
- A6 load capacity is 250 lbs for 2-leg models, 375 lbs for 3-leg models, 350 lbs for 2-leg Max models, and 500 lbs for 3-leg Max models. This includes the weight of the worksurface.
- G1 Glide enables the A63-stage height adjustable bases to reach the BIFMA G1 height requirements. Glides come in a pack of 4. Glide is always black.

A6 Control Options

- Memory Controls are now a .option.
- Up/Down: Basic Up/Down control.
- Memory Control: 4 memory pre-set options allow the user to adjust their height to their preferred heights.
- Paddle: Simple, aesthetic control with 1 memory pre-set option and reminder mode.
- Bluetooth Capability: A6 optional Bluetooth capability is sold as accessory model A6BLUETOOTH. Bluetooth is enabled through smartphone app AiDesk. Bluetooth control will only work with 2-leg A6 tables. Bluetooth control will **not** work with 3-leg A6 tables. No additional controls are required for use, but they can be used in addition to the bluetooth control (bluetooth plug in uses different port than other controls).

Note: HAT-to-Panel bracket does not work with the Max Base.

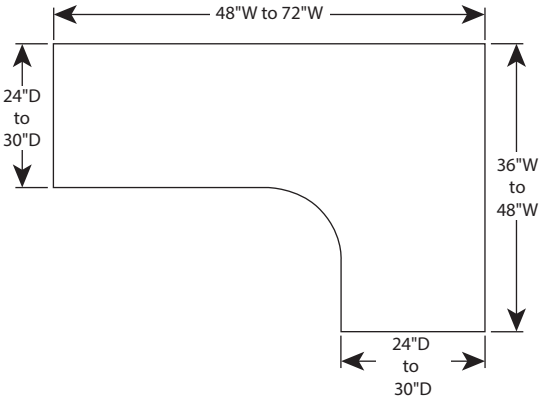

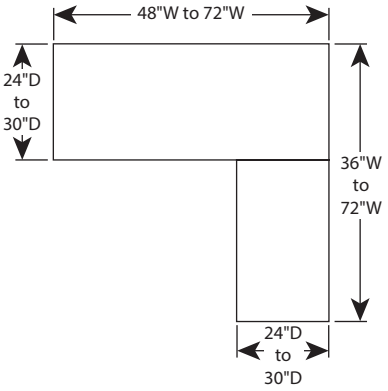

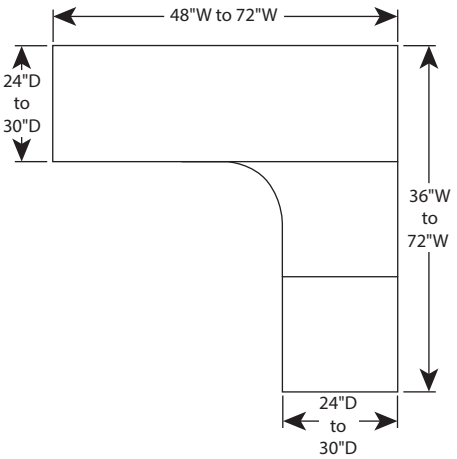

For specification information see page 340.

Rectangular Laminate Tops – 24"D

Base Model(s)	Actual Dimensions
AF5RS4824, AVF5RS4824	46"W x 23¼"D
AF5RS5424, AVF5RS5424	52"W x 23¼"D
AF5RS6024D, AVF5RS6024D	58"W x 23¼"D
AF5RS6624D, AVF5RS6624D	64"W x 23¼"D
AF5RS7224D, AVF5RS7224D	70"W x 23¼"D
AF5RS7824D	76"W x 23¼"D
AF5RS8424D	82"W x 23¼"D
AF5RS9024D	88"W x 23¼"D
AF5RS9624D	94"W x 23¼"D

Rounded Corner Laminate Tops – 24"D

Base Model(s)	Actual Dimensions
AF5RND4824	46"W x 23¼"D
AF5RND5424	52"W x 23¼"D
AF5RND6024D	58"W x 23¼"D
AF5RND6624D	64"W x 23¼"D
AF5RND7224D	70"W x 23¼"D
AF5RND7824D	76"W x 23¼"D
AF5RND8424D	82"W x 23¼"D
AF5RND9024D	88"W x 23¼"D
AF5RND9624D	94"W x 23¼"D

Rectangular Laminate Tops – 30"D

Base Model(s)	Actual Dimensions
AF5RS4830, AVF5RS4830	46"W x 29¼"D
AF5RS5430, AVF5RS5430	52"W x 29¼"D
AF5RS6030D, AVF5RS6030D	58"W x 29¼"D
AF5RS6630D, AVF5RS6630D	64"W x 29¼"D
AF5RS7230D, AVF5RS7230D	70"W x 29¼"D
AF5RS7830D	76"W x 29¼"D
AF5RS8430D	82"W x 29¼"D
AF5RS9030D	88"W x 29¼"D
AF5RS9630D	94"W x 29¼"D

Rounded Corner Laminate Tops – 30"D

Base Model(s)	Actual Dimensions
AF5RND4830	46"W x 29¼"D
AF5RND5430	52"W x 29¼"D
AF5RND6030D	58"W x 29¼"D
AF5RND6630D	64"W x 29¼"D
AF5RND7230D	70"W x 29¼"D
AF5RND7830D	76"W x 29¼"D
AF5RND8430D	82"W x 29¼"D
AF5RND9030D	88"W x 29¼"D
AF5RND9630D	94"W x 29¼"D

Undersized Rectangular Worksurface – 24"D

Base Model(s)	Actual Dimensions
AF5RS3624U	34"W x 22"D
AF5RS4224U	40"W x 22"D
AF5RS4824U	46"W x 22"D
AF5RS5424U	52"W x 22"D
AF5RS6024UD	58"W x 22"D
AF5RS6624UD	64"W x 22"D
AF5RS7224UD	70"W x 22"D
AF5RS7824UD	76"W x 22"D
AF5RS8424UD	82"W x 22"D
AF5RS9024UD	88"W x 22"D
AF5RS9624UD	94"W x 22"D

Undersized Rectangular Worksurface – 30"D

Base Model(s)	Actual Dimensions
AF5RS3630U	34"W x 28"D
AF5RS4230U	40"W x 28"D
AF5RS4830U	46"W x 28"D
AF5RS5430U	52"W x 28"D
AF5RS6030UD	58"W x 28"D
AF5RS6630UD	64"W x 28"D
AF5RS7230UD	70"W x 28"D
AF5RS7830UD	76"W x 28"D
AF5RS8430UD	82"W x 28"D
AF5RS9030UD	88"W x 28"D
AF5RS9630UD	94"W x 28"D

120 Degree Corner Worksurface – 24"D

Base Model(s)	Actual Dimensions
AF5120S4224D	22"A x 40"B x 40"C x 22"D
AF5120S4824D	22"A x 46"B x 46"C x 22"D
AF5120S5424D	22"A x 52"B x 52"C x 22"D

120 Degree Corner Worksurface – 30"D

Base Model(s)	Actual Dimensions
AF5120S4224D	28"A x 40"B x 40"C x 28"D
AF5120S4824D	28"A x 46"B x 46"C x 28"D
AF5120S5424D	28"A x 52"B x 52"C x 28"D

For specification information see page 340.

Corner Cove Laminate Tops – 24"D Extended Left

Base Model(s)	Actual Dimensions
A5822ELS	23¼"A x 58¼"B x 34½"C x 23¼"D
A5622ELS	23¼"A x 58¼"B x 46¼"C x 23¼"D
A5922ELS	23¼"A x 70¼"B x 34½"C x 23¼"D
A7222ELS	23¼"A x 70¼"B x 46¼"C x 23¼"D

Corner Cove Laminate Tops – 24"D Extended Right

Base Model(s)	Actual Dimensions
A5822ERS	23¼"A x 58¼"B x 34½"C x 23¼"D
A5622ERS	23¼"A x 58¼"B x 46¼"C x 23¼"D
A5922ERS	23¼"A x 70¼"B x 34½"C x 23¼"D
A7222ERS	23¼"A x 70¼"B x 46¼"C x 23¼"D

Undersized Corner Cove Worksurface, Left Hand – 24"D

Base Model(s)	Actual Dimensions
AF5CCS603624LD	22"A x 58"B x 34"C x 22"D
AF5CCS604824LD	22"A x 58"B x 46"C x 22"D
AF5CCS723624LD	22"A x 70"B x 34"C x 22"D
AF6CCS724824LD	22"A x 70"B x 46"C x 22"D

Undersized Corner Cove Worksurface, Right Hand – 24"D

Base Model(s)	Actual Dimensions
AF5CCS603624RD	22"A x 58"B x 34"C x 22"D
AF5CCS604824RD	22"A x 58"B x 46"C x 22"D
AF5CCS723624RD	22"A x 70"B x 34"C x 22"D
AF6CCS724824RD	22"A x 70"B x 46"C x 22"D

Undersized Corner Cove Worksurface, Left Hand – 30"D

Base Model(s)	Actual Dimensions
AF5CCS604830LD	28"A x 58"B x 46"C x 28"D
AF5CCS724830LD	28"A x 70"B x 46"C x 28"D

Undersized Corner Cove Worksurface, Right Hand – 30"D

Base Model(s)	Actual Dimensions
AF5CCS604830RD	28"A x 58"B x 46"C x 28"D
AF5CCS724830RD	28"A x 70"B x 46"C x 28"D

Cable & Wire Management

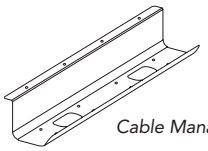

Cable Management Tray

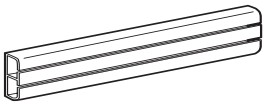

Wire Management Channel

Cable Management Tray (page 367)
- Attaches under the worksurface to contain cables.
- Metal tray shelf is 4" deep. Can hold electrical power strip and/or surge protector.
- 24" and 36" lengths, use multiple units for larger worksurfaces.
- Attachment hardware included, paint option is black only.
- Zip tie attachment points located in base of tray. Zip ties not included.

Wire Management Channel (page 367)
- Self adhesive backing to attach to panels and underside of worksurfaces.
- Flexible strips allow cabling to enter/exit and can be contained inside the 2-cavity profile.
- Each cavity provides space for a maximum of six .22" dia. cables. Total capacity = 1 sq. in.

Cord Management Chain (page 367)
- Works with Approach and Altitude A6-units.
- Used to route and conceal power/data cables from control box and other devices. Includes all mounting hardware and a plate to secure to a leveling glide.
- Houses 6 cables @ 0.300" diameter.
- Made of plastic chain with plastic attachment brackets at each end. Only comes in Black finish.

Under Worksurface Trough (page 367)
- Used to conceal wires and control box below worksurfaces. Trough can be configured at various height/width combinations to meet capacity needs — see illustrations below.
- On 48"W and 54"W worksurfaces use one 17"W trough. 54"W has space to use 2 – 17"W, if necessary.
- On 60"W, 66"W, and 72"W worksurfaces use the 36" trough.
- On 84"W worksurface use 2 – 17"W troughs.

Quad Tap (page 367)
- Under surface mounting, used on any worksurface.
- 10' Power cord. UL Listed
- 4 Simplex receptacles.
- May be used in conjunction with hinged trough to reduce the number of cords routed from a worksurface to a beam.

Power Module

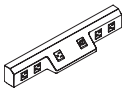

- Contains 5 simplex outlets and 1 dual USB.
- Available in plastic or metal. Metal power module is required for Chicago code.
- Cord options include straight and curly.
  - Straight cord is 144"
  - Curly cord is 120"
- MUST be specificed with SPLA-ALT-BEAMA (see Standard Specials pricer for more information).
- Cannot be attached directly to the bottom of the worksurface.

Screens

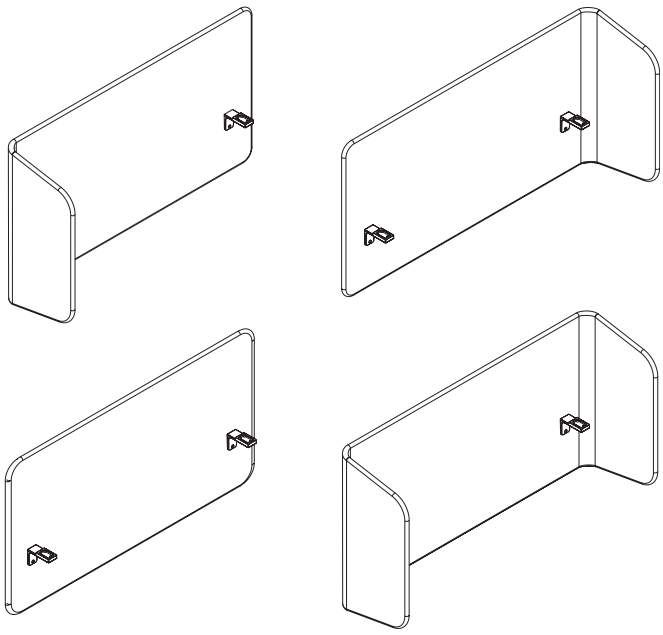

- See Table 1 for overall table width and depth for each screen shape.
- Adding a screen adds 3" to depth of the table.
- Adding a screen adds 1" to the width of the table per return wing.
- RH L-screens have return wing on user's right; LH opposite.
- When using a 24"D worksurface with Altitude screens, you must specify a T-foot.

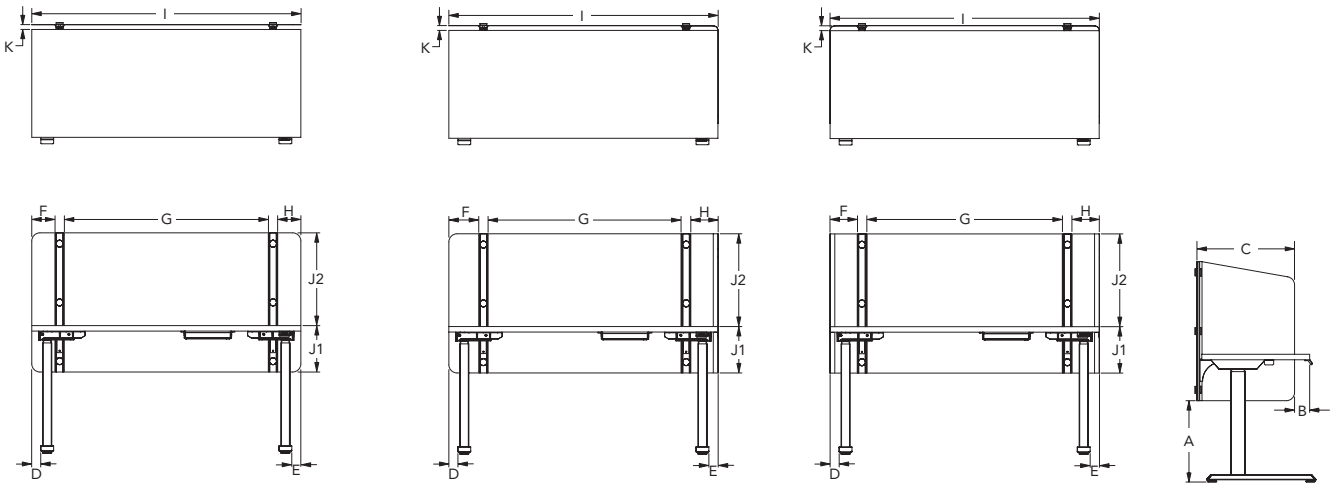

Straight L-Shape U-Shape

Size Reference Matrix

Models	A Under Desk Height	B Wing to Front	C1 Wing Width STD	C2 Wing Width EXT	D Left Leg to Edge	E Right Leg to Edge	F Left Side Panel to Support	G1 Distance Between Supports	G2 Distance Between Center/ Right Support	H Right Side Panel to Support	I Overall Width	J1 Desktop To Base of Panel	J2 Desktop to Top of Panel	K Cable Drop Space
AMS2048LH	24.7	3.3	21.1	24.3	2.0	2.0	5.9	29.7	-	6.4	46.1	2.9	20.0	1.0
AMS2054LH	24.7	3.3	21.1	24.3	2.0	2.0	5.9	35.7	-	6.4	52.1	2.9	20.0	1.0
AMS2060LH	24.7	3.3	21.1	24.3	2.0	2.0	5.9	41.7	-	6.4	58.1	2.9	20.0	1.0
AMS2066LH	24.7	3.3	21.1	24.3	2.0	2.0	5.9	22.8	22.8	6.4	64.1	2.9	20.0	1.0
AMS2072LH	24.7	3.3	21.1	24.3	2.0	2.0	5.9	25.8	25.8	6.4	70.1	2.9	20.0	1.0
AMS2048RH	24.7	3.3	21.1	24.3	2.0	2.0	6.4	29.7	-	5.9	46.1	2.9	20.0	1.0
AMS2054RH	24.7	3.3	21.1	24.3	2.0	2.0	6.4	35.7	-	5.9	52.1	2.9	20.0	1.0
AMS2060RH	24.7	3.3	21.1	24.3	2.0	2.0	6.4	41.7	-	5.9	58.1	2.9	20.0	1.0
AMS2066RH	24.7	3.3	21.1	24.3	2.0	2.0	6.4	22.8	22.8	5.9	64.1	2.9	20.0	1.0
AMS2072RH	24.7	3.3	21.1	24.3	2.0	2.0	6.4	25.8	25.8	5.9	70.1	2.9	20.0	1.0
AMS3248LH	17.5	3.3	21.1	24.3	2.0	2.0	5.9	29.7	-	6.4	46.1	10.0	20.0	1.0
AMS3254LH	17.5	3.3	21.1	24.3	2.0	2.0	5.9	35.7	-	6.4	52.1	10.0	20.0	1.0
AMS3260LH	17.5	3.3	21.1	24.3	2.0	2.0	5.9	41.7	-	6.4	58.1	10.0	20.0	1.0
AMS3266LH	17.5	3.3	21.1	24.3	2.0	2.0	5.9	22.8	22.8	6.4	64.1	10.0	20.0	1.0
AMS3272LH	17.5	3.3	21.1	24.3	2.0	2.0	5.9	25.8	25.8	6.4	70.1	10.0	20.0	1.0
AMS3248RH	17.5	3.3	21.1	24.3	2.0	2.0	6.4	29.7	-	5.9	46.1	10.0	20.0	1.0
AMS3254RH	17.5	3.3	21.1	24.3	2.0	2.0	6.4	35.7	-	5.9	52.1	10.0	20.0	1.0
AMS3260RH	17.5	3.3	21.1	24.3	2.0	2.0	6.4	41.7	-	5.9	58.1	10.0	20.0	1.0
AMS3266RH	17.5	3.3	21.1	24.3	2.0	2.0	6.4	22.8	22.8	5.9	64.1	10.0	20.0	1.0
AMS3272RH	17.5	3.3	21.1	24.3	2.0	2.0	6.4	25.8	25.8	5.9	70.1	10.0	20.0	1.0
AMS2048US	24.7	3.3	21.1	24.3	2.0	2.0	5.9	30.3	-	5.9	46.1	2.9	20.0	1.0
AMS2054US	24.7	3.3	21.1	24.3	2.0	2.0	5.9	36.3	-	5.9	52.1	2.9	20.0	1.0
AMS2060US	24.7	3.3	21.1	24.3	2.0	2.0	5.9	42.3	-	5.9	58.1	2.9	20.0	1.0
AMS2066US	24.7	3.3	21.1	24.3	2.0	2.0	5.9	23.1	23.1	5.9	64.1	2.9	20.0	1.0
AMS2072US	24.7	3.3	21.1	24.3	2.0	2.0	5.9	26.1	26.1	5.9	70.1	2.9	20.0	1.0
AMS3248US	17.5	3.3	21.1	24.3	2.0	2.0	5.9	30.3	-	5.9	46.1	10.0	20.0	1.0
AMS3254US	17.5	3.3	21.1	24.3	2.0	2.0	5.9	36.3	-	5.9	52.1	10.0	20.0	1.0
AMS3260US	17.5	3.3	21.1	24.3	2.0	2.0	5.9	42.3	-	5.9	58.1	10.0	20.0	1.0
AMS3266US	17.5	3.3	21.1	24.3	2.0	2.0	5.9	23.1	23.1	5.9	64.1	10.0	20.0	1.0
AMS3272US	17.5	3.3	21.1	24.3	2.0	2.0	5.9	26.1	26.1	5.9	70.1	10.0	20.0	1.0
AMS2048SS	24.7	-	-		2.0	2.0	5.0	32.0	-	5.0	46.0	2.9	20.0	1.0
AMS2054SS	24.7	-	-		2.0	2.0	5.0	38.0	-	5.0	52.0	2.9	20.0	1.0
AMS2060SS	24.7	-	-		2.0	2.0	5.0	44.0	-	5.0	58.0	2.9	20.0	1.0
AMS2066SS	24.7	-	-		2.0	2.0	5.0	24.0	24.0	5.0	64.0	2.9	20.0	1.0
AMS2072SS	24.7	-	-		2.0	2.0	5.0	27.0	27.0	5.0	70.0	2.9	20.0	1.0
AMS3248SS	17.5	-	-		2.0	2.0	5.0	32.0	-	5.0	46.0	10.0	20.0	1.0
AMS3254SS	17.5	-	-		2.0	2.0	5.0	38.0	-	5.0	52.0	10.0	20.0	1.0
AMS3260SS	17.5	-	-		2.0	2.0	5.0	44.0	-	5.0	58.0	10.0	20.0	1.0
AMS3266SS	17.5	-	-		2.0	2.0	5.0	24.0	24.0	5.0	64.0	10.0	20.0	1.0
AMS3272SS	17.5	-	-		2.0	2.0	5.0	27.0	27.0	5.0	70.0	10.0	20.0	1.0

Altitude — Metal Screens (page 372)
- Powder coated magnetic metal privacy screen.
- Metal surfaces can be easily disinfected with cleaners. See cleaning guide for more details at AllsteelOffice.com.
- Available in all standard paint colors.
- Provides 1" gap along the back for accessory mount and cord drop.
- Available in 48"W, 54"W, 60"W, 66"W and 72"W.
- 66"W and 72"W screens include 3rd center bracket.
- Available in Straight, L- and U-shape configurations. Above and Above/Below desk applications.
- L- and U-Shape screens are not compatible with shrouded Height Adjustable Table legs.
- Optional tackable accessories specified separately.
- 66"W tackable accessory comes as a set of (2) 24"W.
- 72"W tackable accessory comes as a set of (2) 20"W.
- Available in standard and extended wings.
- Wings mount flush to the edge of the surface with an L-Bracket.
- 20"W tackable accessory must only be applied to both standard and extended wings without accessory slots.
- Wings are available with accessory slots that accept Radii Hot File, Side Saddle and Coat hook.
- Top slot can accept one Radii accessory.
- Bottom slot can accept a Coat hook and one other accessory.
- Accessories can hang on either side of the wing.
- TIP: If the Hot File is used in the top slot, it will block access for accessories in the bottom slot.
- Do not hang more than 5lbs of weight on wings.
- Screens are compatible with Radii undermount storage.
- Not compatible with standard 120-worksurfaces. Contact Allsteel TPG for custom sizes.
- When using a 24"D worksurface with Altitude screens, you must specify a T-foot.

Size Reference Matrix

Tackboards	Wing	48"W	54"W	60"W	66"W	72"W
Actual Dimensions	20"W	30"W	36"W	42"W	20"W	24"W
Set of Tackboards	1	1	1	1	2	2

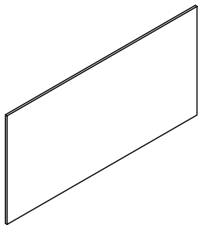

Accessories — Tackboard (page 373)
- Tackable accessories come with metal frame available in standard paint colors and fabric options.
- Attach to the screen using a dual lock tape (included in hardware).

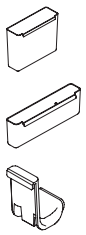

Accessories — Radii (page 373)
- Wings are available with accessory slots that accept Radii Hot File, Side Saddle and Coat hook.
- Top slot can accept one Radii accessory.
- Bottom slot can accept a Coat hook and one other accessory.
- Accessories can hang on either side of the wing.
- TIP: If the Hot File is used in the top slot, it will block access for accessories in the bottom slot.

Accessories — Further Worksurface Rail Mount (page 379)
- Accessory rail must be field cut to fit between the screen brackets.
- The following accessories are not compatible with screens: U9WTC and U9TM.

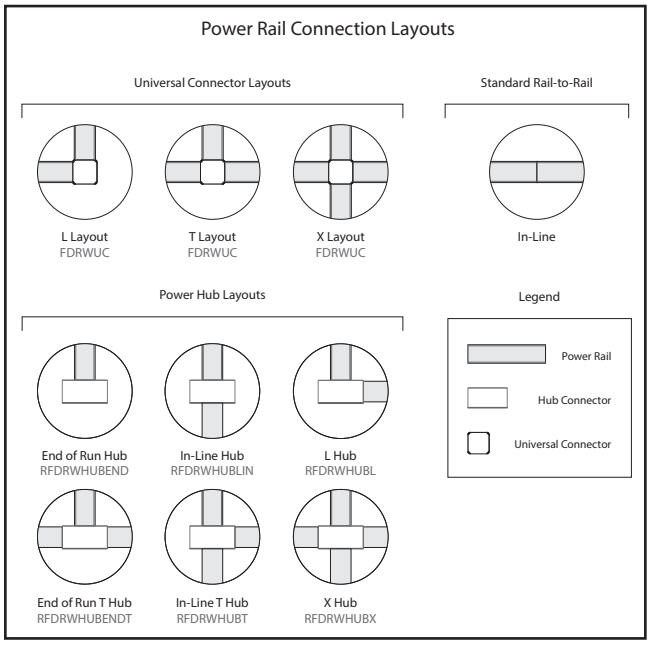

GENERAL OVERVIEW

- Accommodates power and lay-in capacity for data cables.
- Available in 48", 54", 60", 66", and 72" lengths.
- Maximum of 2 duplexes and 2 data ports per side of rail.
- Models come equipped with hardware for in-line connections.
- Fiber optic cables can follow 90 degree turns at the intersection of the power rails.
- Power harnesses snap into electrical brackets within the power rail and accept duplex receptacles.
- Electrical power harness accepts up to 2 duplex receptacles per side of rail.
- End caps are required at an end-of-run, unless connected to an end-of-run power pole or a hub.
- Power rail can be set low to the floor using the floor legs or raised off the floor at 20½"H with elevated legs.

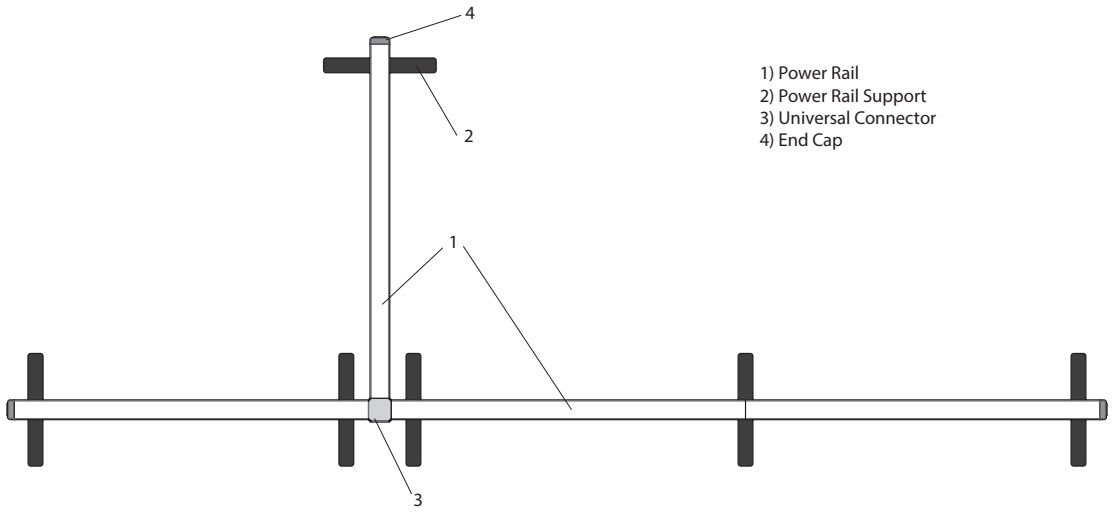

1) Power Rail
2) Power Rail Support
3) Universal Connector
4) End Cap

Power Rail Typicals

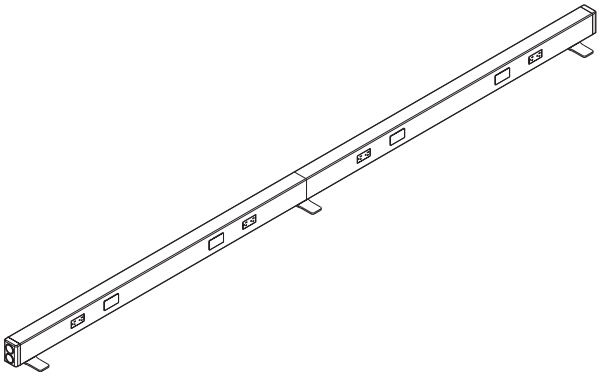

Low Rail, (2) 60"W Rail
Linear Configuration

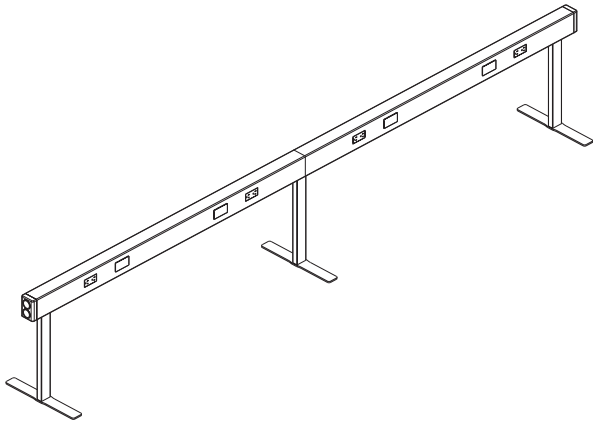

Raised Rail, (2) 60"W Rail
Linear Configuration

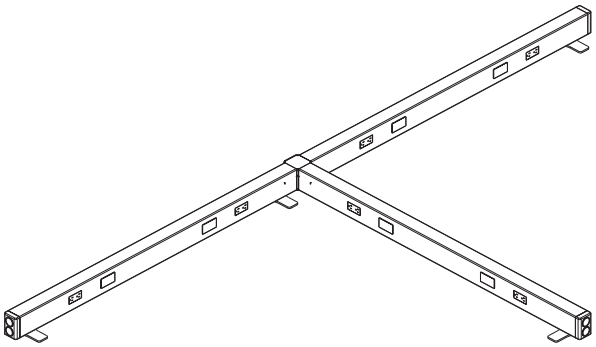

Low Rail, (3) 60"W Rail
T-Configuration

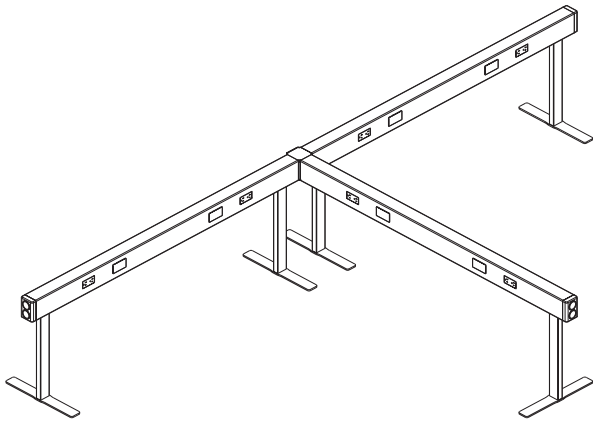

Raised Rail, (3) 60"W Rail
T-Configuration

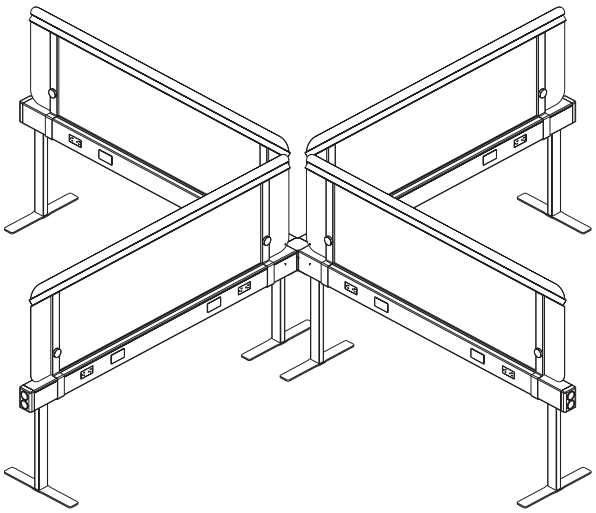

Raised Rail, (4) 60"W Rail
X-Configuration with Screens

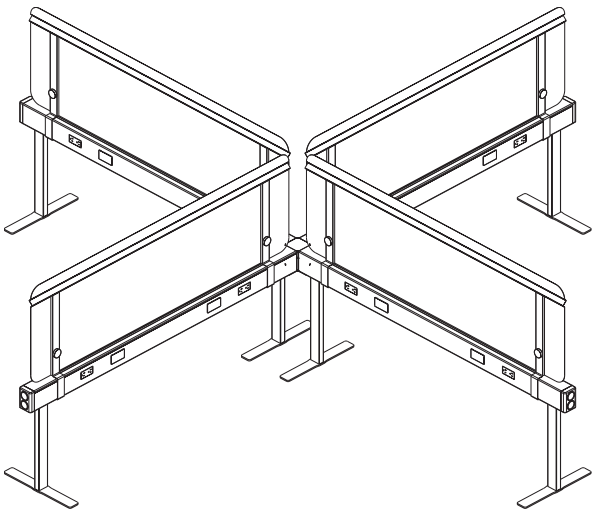

WORKING WITH ALTITUDE POWER RAILS

Low Rail with Floor Legs:

- Each power rail is supported by (2) floor legs.
- Floor legs have a leveling mechanism that can adjust up to 1¼"H.
- Legs are specified separately and come in qty of 1. Each leg is 7¼"D x 2¼"W.
- Leg is inset 2.8" from end of the power rail.
- Universal connector allows "L", "T" and "X" configurations.
- Can connect directly to another power rail in linear applications without use of the universal connector.
- Cannot mount screens on the low rail.
- Power infeed can access the power rail in multiple ways:
  - through a receptacle position on the power rail (side infeed).
  - through the end cap on to the first power block.
  - through power pole using a power pole connector kit.

Raised Rail

- Power rails can be raised up to 20½"H using Elevated Legs and/or Hubs.
- Elevated Legs and Hubs can be used in conjunction to create the desired capability and aesthetic.
- Can be in Linear, L-, T- or X-configurations using Elevated Legs, Hubs or Universal Connector.
- Supports screens. See screens section for more details.
- Elevated Legs
  - Inset 2.8" from end of the power rail.
  - Can be shared in between the two rails in linear configuration.
  - Cannot route power and/or data.
  - Specified separately and come in qty of 1. Foot is included.
  - Leg is 15¼"D x 2¼"W x 17¾"H.
  - Order RFDRWAB separately to anchor to floor. Appropriate fasteners per floor type sourced locally.
- Support Hubs
  - Connect directly to the power rail.
  - Can be shared in between the two rails.
  - L-, T- and X-hubs can be shared in between power rails.
  - End of Run hub is only specified at end condition.
  - Can route power and/or data.
  - Can integrate power pole. Power Pole connector kit is specified separately and come in qty of 1. Foot is included.

Screens

- Constructed of painted steel material.
- Standard Allsteel paint options can be applied.
- Screen height is 20"H, provides overall height of 42"H above fixed floor.
- Painted steel is magnetic and cleanable. Refer to cleaning solutions page at Allsteel Office website.
- Attachment hardware included.



Altitude Desk + 60"W Low Rail + WKSWMC

WORKING WITH CABLE MANAGEMENT

- Used to route and conceal power/data cables from control box and other devices. Includes all mounting hardware.
- Houses 6 cables @ 0.300" diameter.
- Specify WKSWMC for 58" chain. Only comes in Black Finish. Recommended for use with Low Rail.
- Specify A9CLWMC for 36" chain. Comes in Black, White and Silver. Recommended for use with Raised Rail.
- Links the power rail to a height adjustable desk.
- Has two connecting points: Top section connects underneath the Height Adjustable Desk and the bottom section connects underneath the power rail using a double-sided tape. Hardware included.
- When mounting the chain to underneath the rail, an adapter link is required. Included in the hardware.

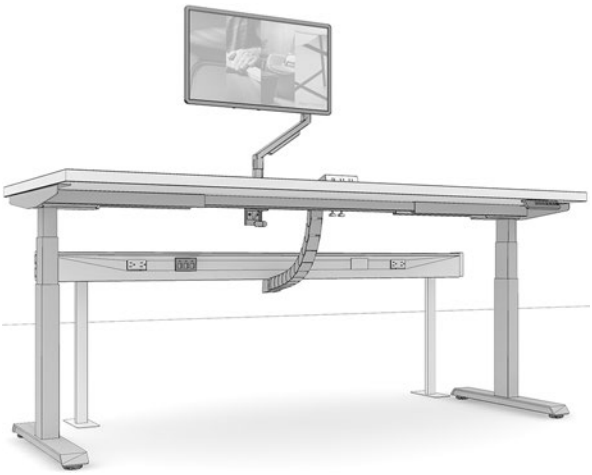

Altitude Desk + 60"W Raised Rail + A9CLWMC

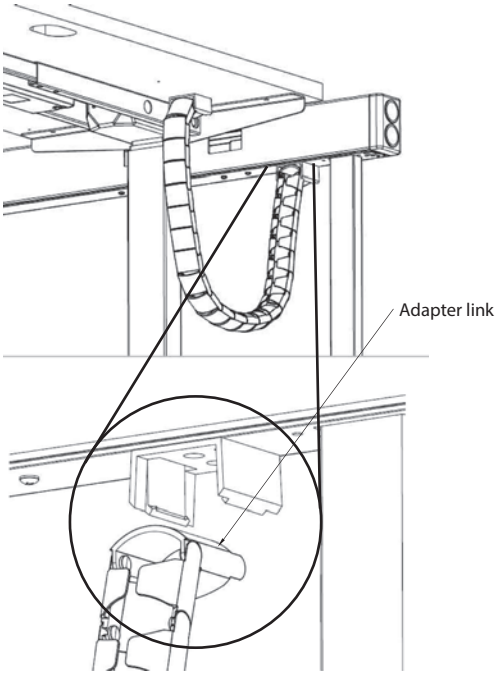

WORKING WITH POWER RAIL ELECTRICALS

General Notes about Electrical and Circuitry:

- Power Rail offers a choice of four electrical systems:
  - Four-circuit, 3 + 1
  - Four-circuit, 2 + 2
  - Three-circuit, separate neutrals
  - Eight circuits; two four-circuit systems provided back to back.
  - See Altitude Pricer section "Working with Electrical" for a detailed explanation of each electrical system.
  - All four systems utilize an 8-wire electrical system, rated at 20 amps.
- Per circuit (15 amps Canadian) — 16 amps plannable in U.S.
  - Power Rail and electrical components are UL Listed. Electrical
- Components are also CSA certified.
  - Installation and use of the electrical system, the number of receptacles.
- Used on a given circuit and connections to the building power supply.
- Should follow all local and national electrical codes.

Electrical Infeeds

- Power infeed cables deliver power from building to panel's electrical system.
- Infeed cables are housed in conduit to separate electrical system from communications and data lines.
- Select quantity of base or ceiling infeed cables depending on individual power requirements.
- Refer to rail supports for infeed access points.

Routing Power

- Power infeed can access the raised power rail in multiple ways:
  - Through power pole using a power pole connector kit.
  - Through Support Hubs.
  - Through the infeed vertebrae.

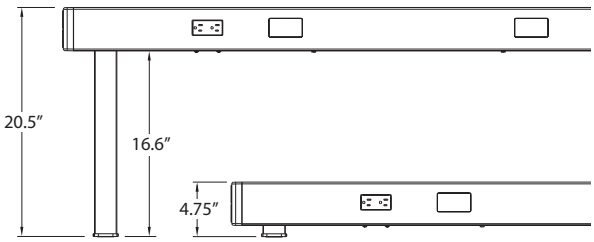

Raised Rail & Low Rail

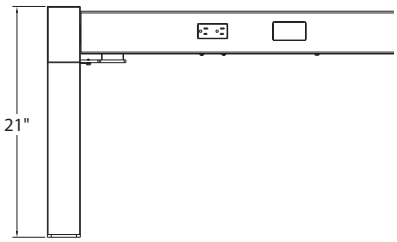

End of Run Hub

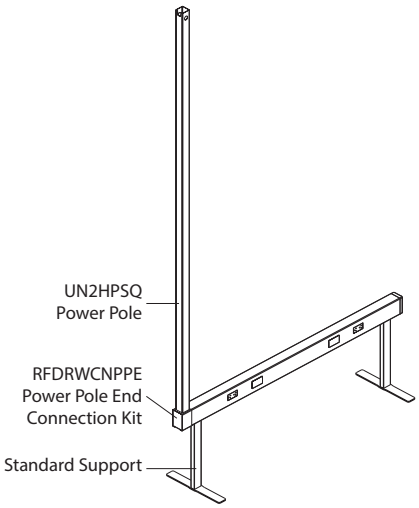

RFDRWCNPPE + UN2HPSQ
Connected to 60"W Rail

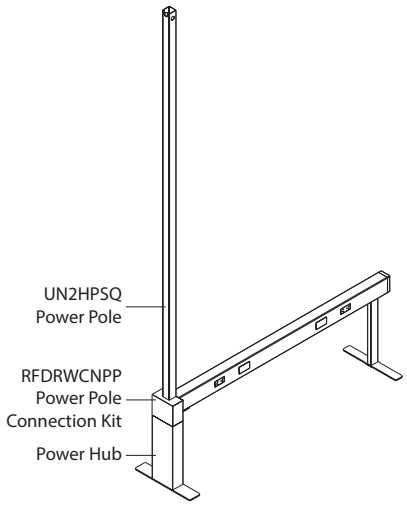

RFDRWHUBEND + RFDRWCNPP
UN2HPSQ connected to 60"W Rail

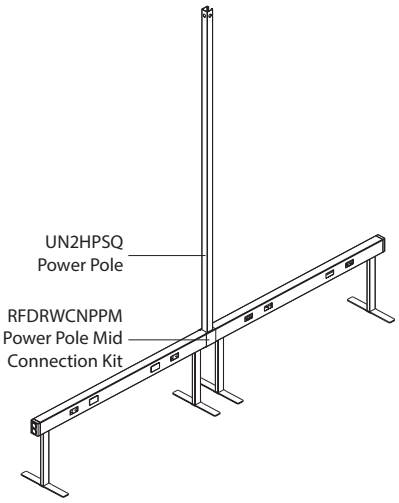

UN2HPSQ + RFDRWCNPPM
Connected to 60"W Rail

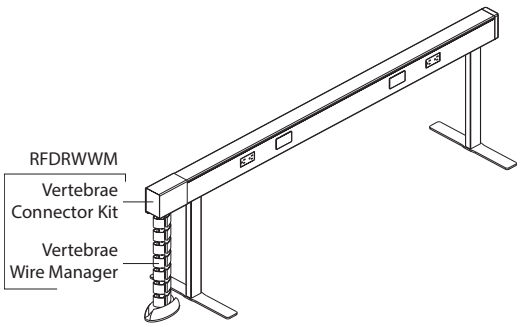

RFDRWWM
Connected to 60"W Rail

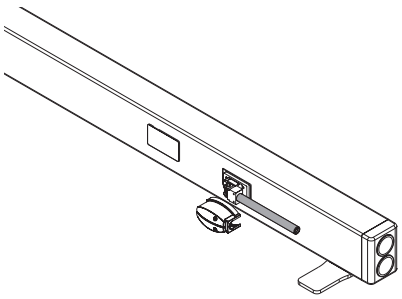

A876072 Infeed
Connected to 60"W Rail through End Cap

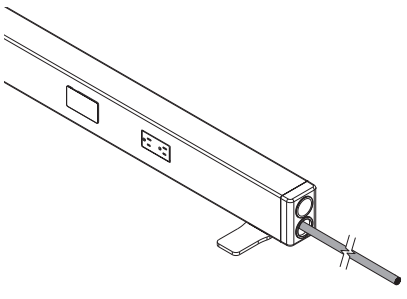

A877012 Infeed
Connected to 60"W Rail through End Cap

Electrical Systems

General Notes about Electric, Circuitry, and Chicago Code:

- Power Rail offers a choice of four electrical systems:
  - Four-circuit, 3 + 1
  - Four-circuit, 2 + 2
  - Three-circuit, separate neutrals
  - Eight circuits; two four-circuit systems provided back to back.
- See pages 354-355 for a detailed explanation of each electrical system.
- All four systems utilize an 8-wire electrical system, rated at 20 amps per circuit (15 amps Canadian) — 16 amps plannable in U.S.
- Power Rail and electrical components are UL Listed. Electrical components are also CSA certified.
- Installation and use of the electrical system, the number of receptacles used on a given circuit and connections to the building power supply should be in compliance with all local and national electrical codes.

Caution: Electrical equipment cords or extension cords MUST NOT BE ROUTED through cable openings in frame sides.

Note: No more than one conduit that is connected to a harness mounted to horizontal can be routed through the same cut out in the same horizontal at beltline. Attempting to use more will cause binding of conduit and may affect reveals on receptacles.

Hardwire New York Code (page 369)

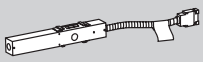

- Hardwire (New York Code) junction box (model A871400) is used when local electrical codes require hardwire entry.
- For use in panels 48"W to 72"W.
- Unit must connect to a power harness.
- Customer to furnish all cabling and wiring from power entry to power source.
- Junction box can be positioned at any duplex receptacle location.
- For NY infeed through the end cap:
  - Order 24" pass-thru harness with power block A871124.
  - Will not have power at first cut-out from infeed.
- For NY infeed through a power rail cut-out:
  - Order 48"-72" pass-thru harness with power block. *Harness width must match power rail width.*
  - Will not have power at cut-out location used for infeed.
- For any power rail not used for infeed, order standard electrical power harness.

Hardwire Chicago Code (page 370)

- Wiring harnesses and snap connectors are not allowed in Chicago — base pathways must be comprised of all-metallic components.
- The base pathway, junction box (model 873600) clips directly into receptacle locations and can be used both single- and double-sided.
- Customer must furnish conduit, wiring, and designer-type receptacles for the base pathway and conduit, wiring, designer-type receptacles, and receptacle covers for the beltline.
- Power entry can be routed from the floor into a junction box (model 873600).

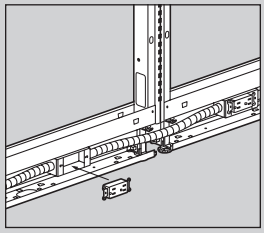

Electrical Infeeds

- Power infeed cables deliver power from building to panel's electrical system.
- Infeed cables are housed in conduit to separate electrical system from communications and data lines.
- Select quantity of base or ceiling infeed cables depending on individual power requirements.

Base Infeed (page 369)

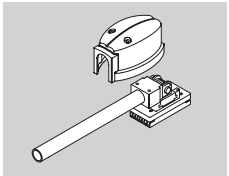

- Sealtight base pathway power infeed mounts into any receptacle position in the base pathway area.
- A heavy rubber sheathing shields conduit, allowing infeed to be exposed.
- A jumper is required to connect base pathway power to beltline.

Sealtight Electrical Infeed (page 369)

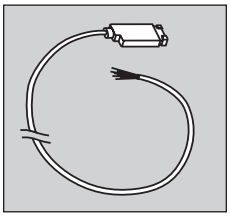

- Sealtight electrical infeed cable is used with footed panels.
- Should not be ordered prior to installation to have pre-wired as infeed must be routed from inside of panel out to be connected to power.
- Cannot be connected to power harness in panel frame that infeed is brought into unless additional pass-thru harness without power block is used to feed from below beltline to above beltline.

Power Infeed (page 369)

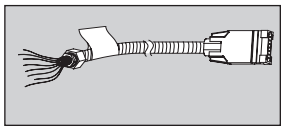

- Power infeed connects to a prewired electrical harness in the power rail.
- Most codes allow flex conduit to be exposed after installation. Verify code requirements before ordering for exposed application.

Electrical & Data

Working with Electrical

GSA Reference Page

To Order:

1. Determine which electrical system you will use after consulting your electrician and computer support personnel:
   - The Four-circuit system (4-Hot/2-Neutral/2-Ground)
     - 3 + 1 option
     - 2 + 2 option
   - The three-circuit system (3-Hot/3-Neutral/2-Ground)
   - The eight-circuit system (back-to-back four-circuit systems)
2. Determine location, quantity, and circuit of duplexes.
3. Determine the appropriate choice and use of isolated, isolated/dedicated, and separate neutrals circuits.
4. Specify appropriate power harnesses* and pass-thru cables.*
5. Determine the location, quantity, and type of power infeed needed.

* Select power harness models (A8712XX), with the last two digits corresponding with the panel width into which the component is to be positioned.
The initial cable length can be stretched approximately 3" to transverse "T", "X", "L", and extended straight connectors.

Flexconnect™ Electrical System Options

The four-circuit, eight-wire electrical system is widely specified and trusted by hundreds of thousands of end-users. This proven system delivers four circuits for every power infeed in either a 3 + 1 or 2 + 2 configuration. The isolated/dedicated circuits are ideal for sensitive computing equipment, while the common circuits are suitable for faxes, copiers, task lights and other peripherals. Both the 3 + 1 and 2 + 2 systems use the same pre-wired components, making it easy to adjust as electrical needs change.

You can also choose a three-circuit, eight-wire system that has a dedicated neutral for every hot circuit. The three-circuit components have model numbers with an “A” suffix and appear in a gray box in this pricer.

All three systems utilize an eight-wire electrical system rated at 20 amps per circuit (15 amps Canadian). Concensys panels and electrical components are UL listed and CSA certified.

Four-circuit, 3 + 1 Receptacle Option

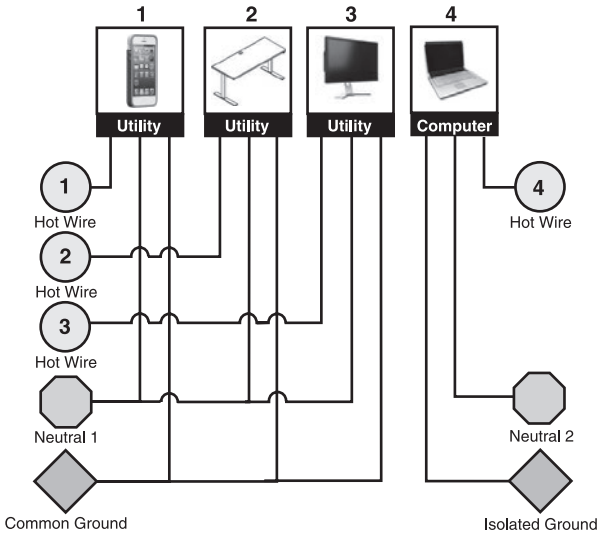

The 3 + 1 option is the electrical standard used on Allsteel systems for many years in most installations. This wiring option provides three utility circuits plus an isolated/dedicated circuit for more sensitive equipment. Circuit 2 (one of the 3 common circuits sharing a neutral wire) cannot be used with single-phase building electrical supply.

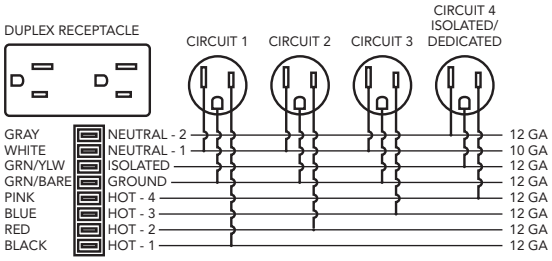

Four-circuit, 2 + 2 Receptacle Option

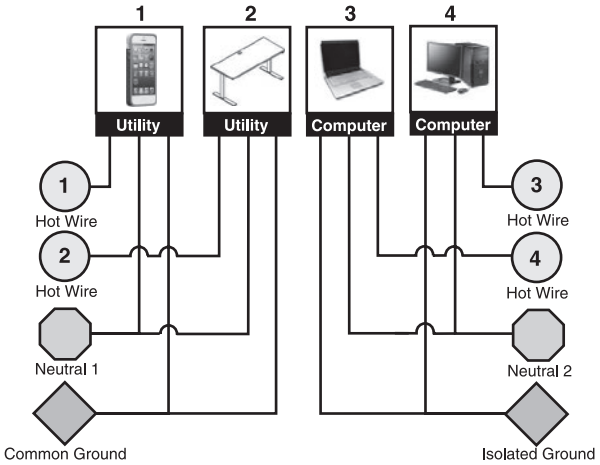

The 2 + 2 option is a wiring option that provides two utility circuits and two isolated circuits for more extensive computer usage applications.

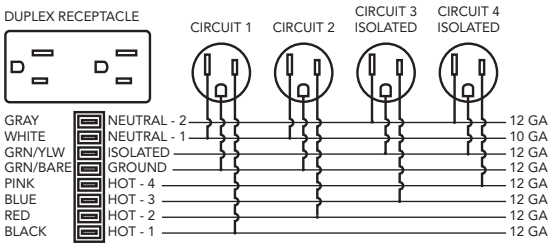

Three-circuit, separate neutrals

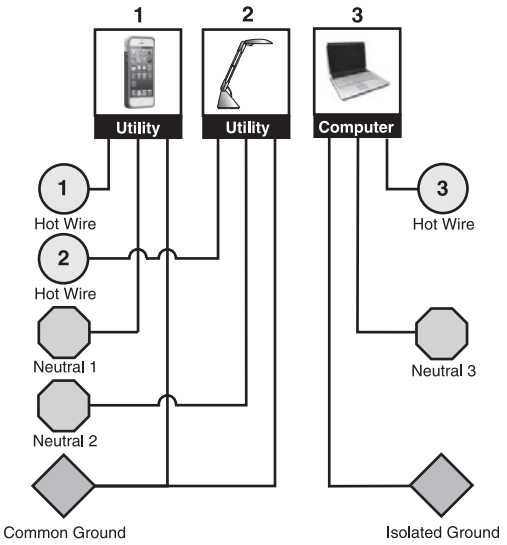

The three-circuit, separate neutrals configuration is a wiring option that provides separate neutrals for each of the three circuits. Two circuits share a common ground, and one circuit is isolated/ dedicated. The three-circuit components have model numbers with an "A" suffix.

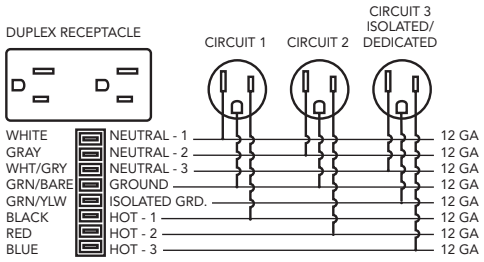

Altitude System Receptacle Usage

Two 8-wire, 20 amp (15 amp Canadian) electrical systems are offered					
Electrical System	Circuitry	Receptacle Capacity			
Four-circuit 4-Hot/2-Neutral/2-Ground	**3 + 1**	Common Circuit-1 **A873501**	Common Circuit-2 (1) **A873502**	Common C ircuit-3 **A873503**	Iso/Dedicated Circuit-4 **A873504**
	2 + 2	Common Circuit-1 **A873501**	Common Cir- cuit-2 **A873502**	Isolated Circuit-3 **A873506**	Isolated Circuit-4 **A873504**
Three-circuit 3-Hot/3-Neutral/2-Ground	**w/separate neutrals**	Common Circuit-1 **A871501A**	Common Circuit-2 **A871502A**	Iso/Dedicated Circuit-3 **A871503A**	N/A

(1) Circuit 2 (one of the 3 common circuits sharing a neutral wire) cannot be used with a single-phase building electrical supply.

Notes:

- Four-circuit components and three-circuit components (with suffix "A") cannot be used together.
- Components of the two systems are keyed differently to prevent components of one system being connected to components of another system.
- Allsteel model numbers are printed on the UL labels, and components are color-coded to provide visual identification of the different components.
- Four-circuit components have black plastic parts.
- Three-circuit components have rust-colored terminal ends and receptacle backs are rust-colored.

Duplex Receptacle

15 amp receptacle

ALTITUDE

Infeeds

- Power infeed cables deliver power from building to Power Rail's electrical system.
- Infeed cables are housed in conduit to separate electrical system from communications and data lines.
- Select quantity of infeed cables depending on individual power requirements.

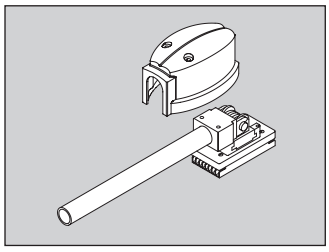

Base Infeed:

- Sealtight base pathway power infeed mounts into any receptacle position in the power rail housing.
- A heavy rubber sheathing shields conduit, allowing infeed to be exposed.

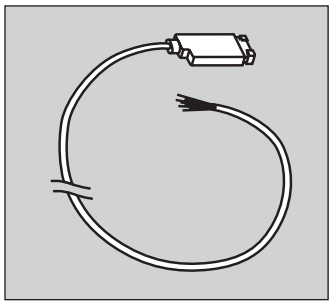

Sealtight Electrical Infeed:

- Sealtight electrical infeed is used for power entering through the end cap.
- Should not be ordered prior to installation to have pre-wired as infeed must be routed from inside of the power rail out to be connected to power.

Power Harness



Electrical power harnesses are used to distribute power in the power rail. **Power blocks** on electrical power harness accept duplex receptacles.

- Electrical power harnesses are used to distribute power in Power Rails. Harnesses must be installed in each power rail housing.
- Specify harness length to match rail housing length. Each power harness accepts four duplex receptacles (two on each side of power rail housing).
- Connectors at both ends of power harnesses allow power distribution in either direction.
- Harness power blocks snap directly onto brackets in power rail housing.

Power Blocks

- Power blocks snap directly onto brackets in the power rail and accept receptacles (sold separately) on each side of harness.

Duplexes

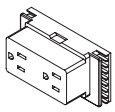

Duplex Receptacles

Receptacle Color Recommended to Coordinate with Paint Color

Paint Color	Receptacle Color
Bungalow — P7C	Muslin — EU
Champagne Metallic — PR5	Muslin — EU
Cinder — P7Q	Brownstone — EY
Fossil — P28	Flint — E9
Gunmetal Metallic — PR3	Brownstone — EY
Parchment — P93	Muslin — EU
Pebble — P8R	Loft — EV
Pewter — P8D	Flint — E9
Platinum — PR2	Loft — EV
Platinum Metallic — P42	Silver — E5
Salt — P8C	Silver — E5
Titanium — P8T	Silver — E5

- Duplex receptacles snap into power blocks of power harnesses.
- Duplexes are available in multiple colors. See inside front cover for finishes.
- Each receptacle is labeled to indicate which circuit it will be connected to: 1, 2, 3 or 4.
- Duplexes are model specific to support either 3 + 1 and 2 + 2 electrical infeed; or have an "A" suffix and are designed to support a three-circuit separate neutral electrical infeed.
- At least one duplex must be installed in upper housing side of rail housing assembly (see page 358, "Working with Electrical and Data").

Data

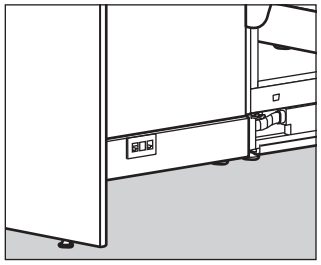

Voice/Data Receptacle

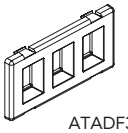

ATADF3

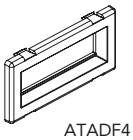

ATADF4

Data Faceplates:

- Fit into data port openings in Power Rail Housing.
- Due to rail housing depth, data modules should not be used back-to-back.

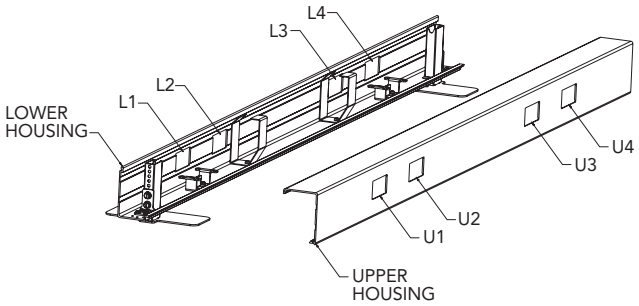

- Ports 1 and 4 accept duplexes, port covers and base infeeds.
- Ports 2 and 3 accept data and port covers.
- Either U1 or U4 must always contain a duplex.
- Data cannot be back-to-back (data in L2 + U2 or L3 + U3 combinations are not permitted).

Port Cover

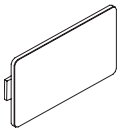

- Port covers must be used where no duplex or data faceplate is present.
- Fits into Power Rail port locations in place of duplex receptacles and data faceplates.
- Does not fit into port sizes of other product lines.

Cable Capacity

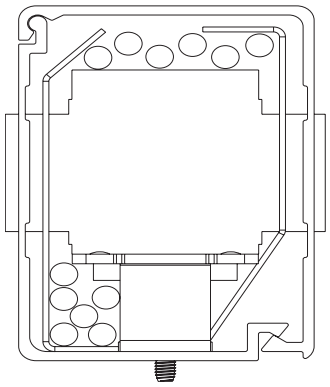

- The power rail housing allows continuous voice and data lines to run without interruption.
- Lay-in is provided for environments where systems furniture or cabling are subject to frequent change.
- Lower cavity allows 6 voice/data cables (¼" dia).
- Upper cavity lay-in allows 6 voice/data cables (¼" dia).

Power Rail Receptacle Locations

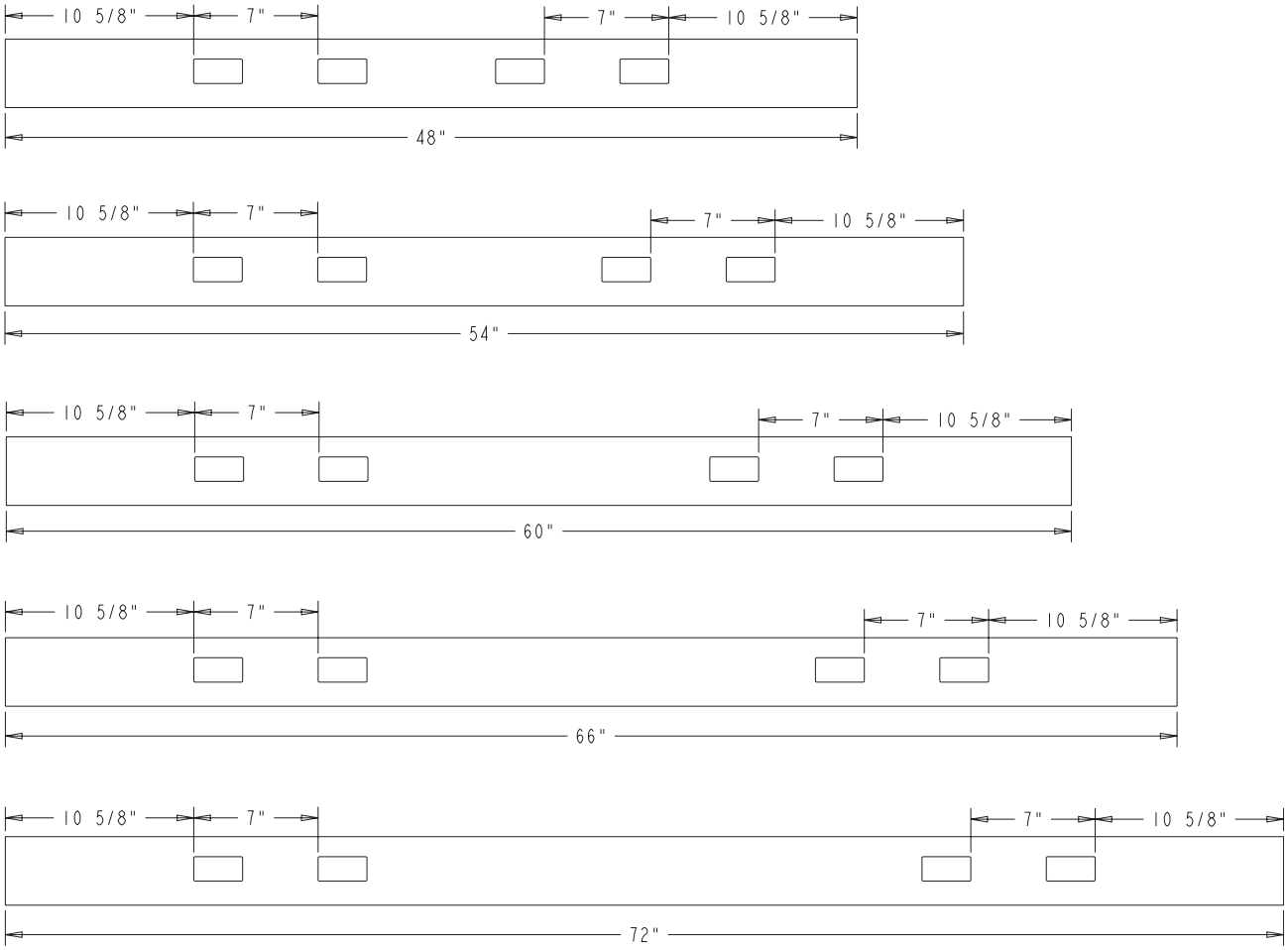

- For example, in a four-circuit system:
  Circuit 1 — calculators, fans, etc.
  Circuit 2 — task lights (could be wired to wall switch)
  Circuit 3 — CRT or flat screen monitors
  Circuit 4 — CPUs
- Use circuit 4 for power-sensitive electronic equipment.

Placement of pedestals and lateral files may render some duplex locations inaccessible. Pedestal placement may also affect compatibility with pull-up receptacles.

HAT to Panel Brackets

GSA SIN PENDING

Height Adjustable Table Tie-In Brackets (Gallery Panels)

- Improves panel rigidity. Does not function as a panel stability solution.
- AGBKT to be specified for connection to a T leg HAT
- AGBKC to be specified for connection to a C leg HAT
- Reusable mounting template is required and must be ordered separately (AGBKTMP).
- Brackets telescope to account for 24" and 30" worksurface depths and screen attachments.
- A6 C legs with a 30"D worksurface and a screen must be specified with T leg brackets
- NOT compatible with Altitude MAX bases
- Height adjustable table brackets must be installed to both sides of the panel to substitute for a return panel in a dual-sided panel bench application. When a single bracket is connected to a wing panel as shown in the 4-pack image, the HAT bracket can substitute for a return panel.
- Freestanding panel can be connected to height adjustable table if it is supported by HAT brackets on both sides of the table and panel spine.

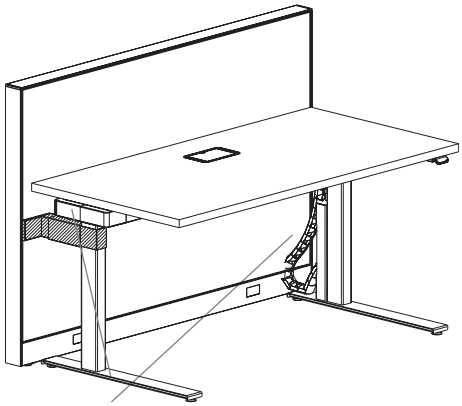

Note: Wire chain cannot be installed on the same leg as a HAT tie-in bracket.

SINGLE BRACKET
Gallery Panel Application:
Max Height (with Glass): 65"H
Max Width: 75"W; No top size restrictions

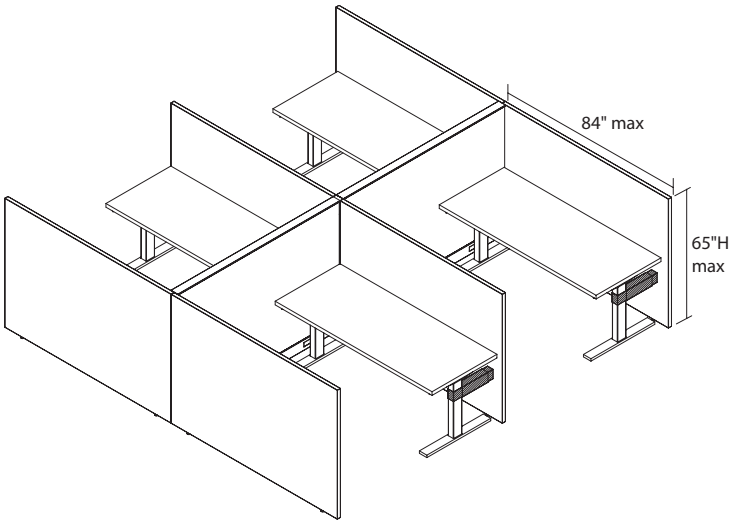

DUAL SIDED PANEL BENCH
Gallery Panel Application:
Max Height (with Glass): 65"H
Bracket Needed: Single Panel (75" max) with Brackets on each leg (placed at the same height)

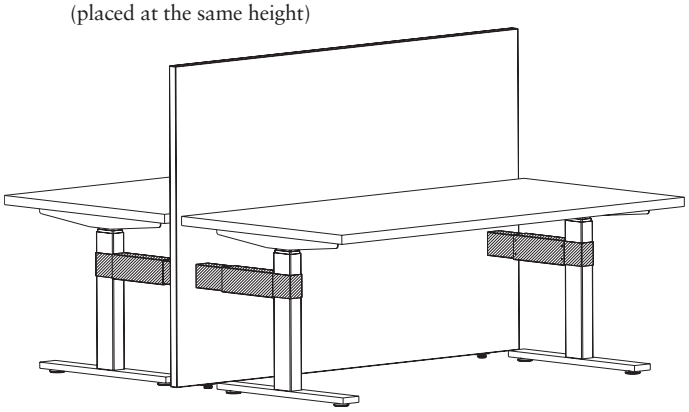

Freestanding Gallery Panel Application

HAT to Panel Brackets

GSA SIN PENDING

Height Adjustable Table Tie-In Brackets (Optimize, Stride, and Terrace)

- Improves panel rigidity.
- ABKTL to be specified for connection to a LH T-leg HAT
- ABKTR to be specified for connection to a RH T-leg HAT
- ABKCL to be specified for connection to a LH C-leg HAT
- ABKCR to be specified for connection to a RH C-let HAT
- Brackets mount into slotted standard.
- Brackets telescope to account for 24" and 30" worksurface depths and screen attachments.
- A6 C legs with a 30"D worksurface and a screen must be specified with T leg brackets
- NOT compatible with Altitude MAX bases
- Height adjustable table brackets must be installed to both sides of the panel to substitute for a return panel in a dual-sided panel bench application. When a single bracket is connected to a wing panel as shown in the 4-pack image, the HAT bracket can substitute for a return panel.
- Freestanding panel can be connected to height adjustable table if it is supported by HAT brackets on both sides of the table and panel spine for A8, A3, and A6.
- Dual sided A5 tables cannot support a freestanding panel. (A5 was discontinued on 12/31/2020)

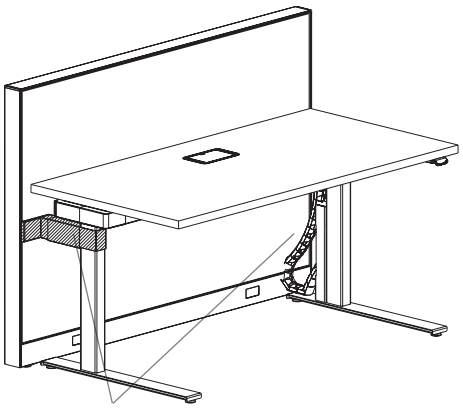

Note: Wire chain cannot be installed on the same leg as a HAT tie-in bracket.

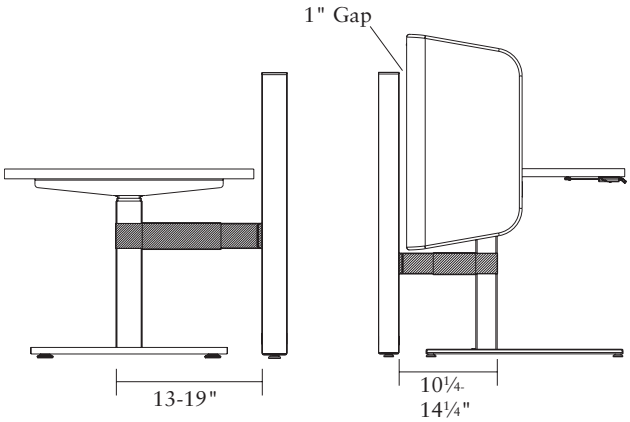

SINGLE BRACKET

Systems Application (not compatible with Concensys):

Max Height (with Glass): 65"H

Max Width: 96"W; Note: tops greater than 72"W will not align.

Overheads cannot be used without return panel

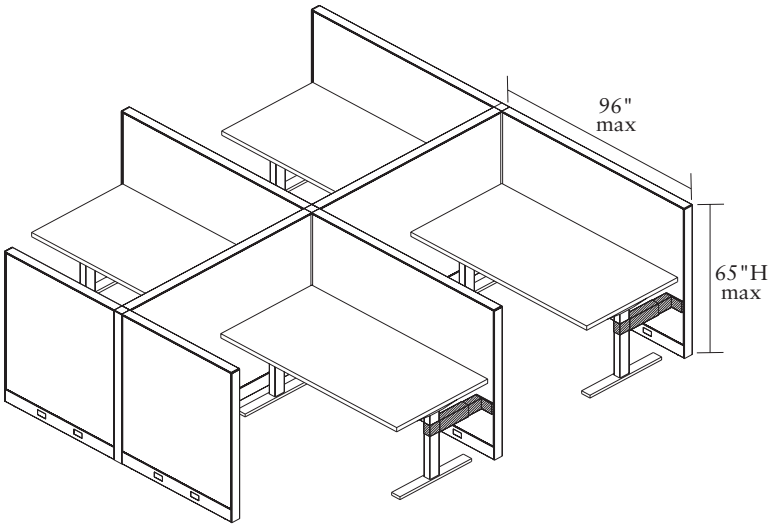

DUAL SIDED PANEL BENCH

Systems Application (not compatible with Concensys):

Max Height (with Glass): 65"H

Bracket Needed: Every 96" on both sides (placed at the same height). Note: tops greater than 72"W will not align.

Overheads cannot be used without return panel

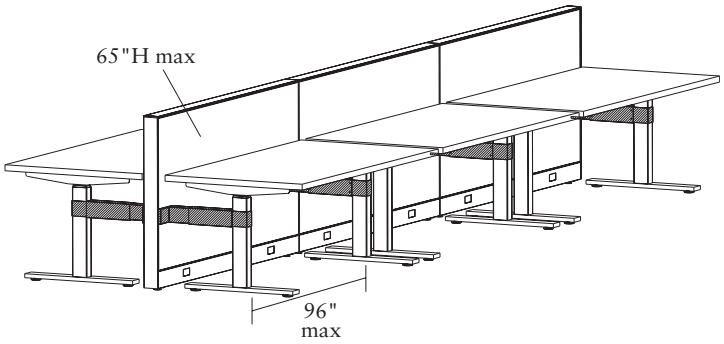

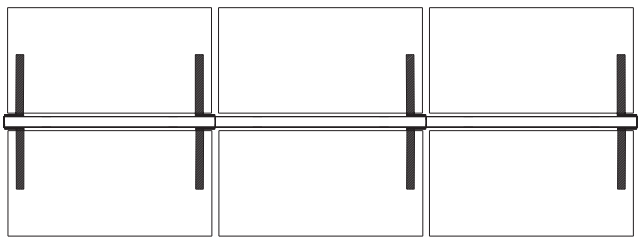

Accessories

Working with Organization Rail & Accessories and Screens

GSA Reference Page

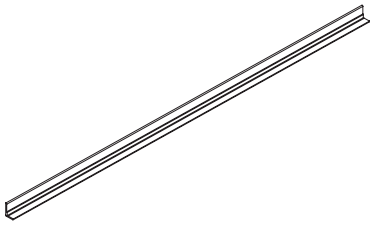

Worksurface Mounted Rail (page 379)
- Aluminum extrusion designed to mount to flat edge worksurfaces. Comes with rail and hardware for mounting.
- Mounted rail extends ¾" on underside of worksurface which may interfere with the mounting of storage and screens.
- Widths available for Altitude tables 12" through 66" in 6" increments. Can pass across seams of ganged worksurfaces in tethered applications.
- Passes behind worksurface bracket on tethered applications.
- For freestanding applications rail should be 6" shorter than worksurface (i.e. 54" rail for 60" worksurface).

Rail Accessories

Side View

Top View

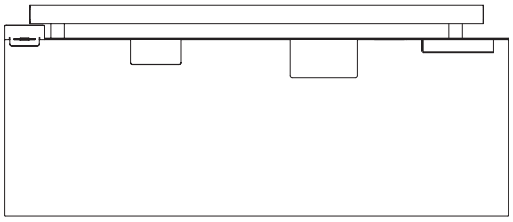

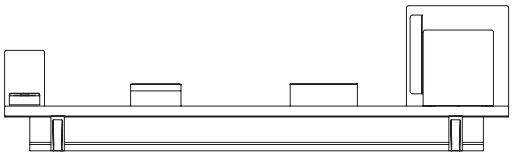

Front View

Rail Mounted Accessories

Not recommended for use on panel systems with attached worksurfaces due to fit up issues created with worksurface and panel. Adding accessory rail shifts worksurface — 3/16" away from panel along that edge. Forcing worksurface into place crushes fabric tile and with tiles of other material (steel, marker board, etc) is likely to scratch, dent, or otherwise damage tile during installation.

U9TM Phone/Tablet Stand (page 379)
- 6⅝"H x 4¾"W and angles back 1¾".
- Has a ¼" x 1" slot in bottom flange to allow for routing cables. Requires 1¾" space behind worksurface edge in order to be used.

U9TP Pencil Holder (page 379)
- 2⅝"H x 6"W x 3"D.
- Holds approximately twenty #2 pencils.

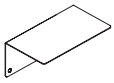

U9TS Rail Mounted Shelf (page 379)
- 8"W x 4½"D and sits 2⅝" higher than top of worksurface.
- Holds up to 8 pounds.

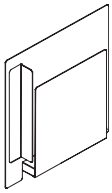

U9TF Vertical Paper Tray (page 379)
- Sits 12"H x 1½"W x 12"D from back of worksurface.
- Folder front stands 9" high from worksurface top, 1¼" space holds about 280 sheets of copy paper.

U9WTC Cord Organizer (page 379)
- Can attach to both bottom of worksurface or slides into rail.
- 4"W x ⅞"D, made from sheet metal.
- Top sits flush with worksurface if mounted to worksurface.
- 4 cable cut outs: 2 – .250" diameter and 2 – 0.147" diameter; .250" diameter cut outs are centered between the .147" diameter cut outs.

Universal Hook (page 379)
- Mounts to underside of worksurface and provides storage for bags, coats and purses. Can be used as a horizontal wire manager.

For specification information see pages 339-340.

GSA SIN 33721

	Description	Model	List Price P1	P2	P3
	2-Stage				
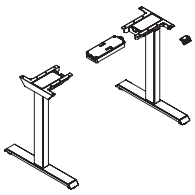	2 Stage, 2 Leg Rectangle T Foot	**A6REC2S2LTF**	**$ 2088**	**$ 2255**	**$ 2506**
	*Bases purchased in April 2021 or later accommodate 24"D–30"D Rectangular Worksurfaces 24"W–72"W, bases purchased prior to this date accommodate 24"D–30"D Rectangular Worksurfaces 48"W–72"W				
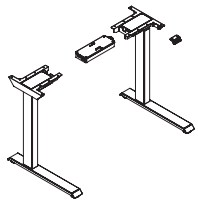	2 Stage, 2 Leg Rectangle C Foot	**A6REC2S2LCF**	**$ 2088**	**$ 2255**	**$ 2506**
	*Bases purchased in April 2021 or later accommodate 24"D–30"D Rectangular Worksurfaces 24"W–72"W, bases purchased prior to this date accommodate 24"D–30"D Rectangular Worksurfaces 48"W–72"W				
	3-Stage				
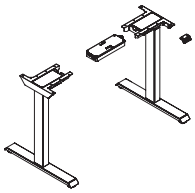	A6 3 Stage, 2 Leg Rectangle T Foot	**A6REC3S2LTF**	**$ 2342**	**$ 2530**	**$ 2811**
	*Bases purchased in April 2021 or later accommodate 24"D–30"D Rectangular Worksurfaces 24"W–72"W, bases purchased prior to this date accommodate 24"D–30"D Rectangular Worksurfaces 48"W–72"W				
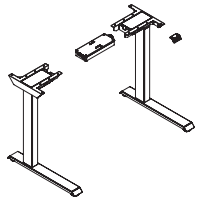	A6 3 Stage, 2 Leg Rectangle C Foot	**A6REC3S2LCF**	**$ 2342**	**$ 2530**	**$ 2811**
	*Bases purchased in April 2021 or later accommodate 24"D–30"D Rectangular Worksurfaces 24"W–72"W, bases purchased prior to this date accommodate 24"D–30"D Rectangular Worksurfaces 48"W–72"W				
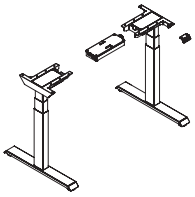	A6 Max 3 Stage, 2 Leg T Foot	**A6MREC3S2LTF**	**$ 3251**	**$ 3511**	**$ 3902**
	*Bases purchased in April 2021 or later accommodate 24"D–30"D Rectangular Worksurfaces 24"W–96"W, bases purchased prior to this date accommodate 24"D–30"D Rectangular Worksurfaces 48"W–96"W *350 LB Max Lift Capacity				
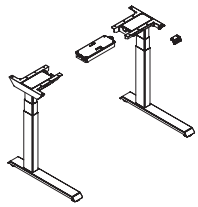	A6 Max 3 Stage, 2 Leg C Foot	**A6MREC3S2LCF**	**$ 3251**	**$ 3511**	**$ 3902**
	*Bases purchased in April 2021 or later accommodate 24"D–30"D Rectangular Worksurfaces 24"W–96"W, bases purchased prior to this date accommodate 24"D–30"D Rectangular Worksurfaces 48"W–96"W *350 LB Max Lift Capacity				

ALTITUDE

How to specify —	*1st Option:*	*2nd Option:*	*3rd Option:*
Select the Model Number from above.	**Select the Base Paint Color** *(if applicable)*: P1 P2 P3 See page 336 for paint finishes.	**Select Feet Options** *(if applicable)*: **X** Standard Glides **S** Slide Glides ($148 extra)	**Select the Keypad** *(if applicable)*: **UD** Basic Up/Down **MEM** Memory Preset **PDL** Paddle
_____ .	_____ .	_ .	___

Example: **A6RND3S2LCF.P8L.X.PDL**

For specification information see pages 339-340.

GSA SIN 33721

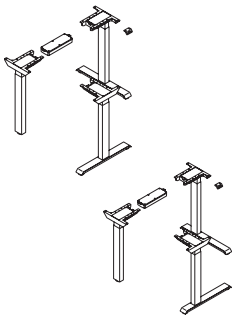

Description	Model	List Price P1	P2	P3
2-Stage				
A6 2 Stage, 3 Leg Rectangle T Foot	**A6REC2S3LTF**	**$ 3378**	**$ 3716**	**$ 4223**
A6 2 Stage, 3 Leg Rectangle C Foot	**A6REC2S3LCF**	**$ 3378**	**$ 3716**	**$ 4223**
3-Stage				
A6 3 Stage, 3 Leg Rectangle T Foot	**A6REC3S3LTF**	**$ 3681**	**$ 3976**	**$ 4418**
*3-leg standard bases can accommodate worksurface configurations from 24"D x 48"W x 36"W to 30"D x 72"W x 48"W.				
A6 3 Stage, 3 Leg Rectangle C Foot	**A6REC3S3LCF**	**$ 3681**	**$ 3976**	**$ 4418**
*3-leg standard bases can accommodate worksurface configurations from 24"D x 48"W x 36"W to 30"D x 72"W x 48"W.				
A6 Max 3 Stage, 3 Leg Rectangle T Foot	**A6MREC3S3LTF**	**$ 4250**	**$ 4676**	**$ 5313**
*3-Leg Max bases can accommodate worksurface configurations from 24"D x 48"W x 36"W to 30"D x 72"W x 72"W.				
*500 lb Max Lift Capacity				
A6 Max 3 Stage, 3 Leg Rectangle C Foot	**A6MREC3S3LCF**	**$ 4250**	**$ 4676**	**$ 5313**
*3-Leg Max bases can accommodate worksurface configurations from 24"D x 48"W x 36"W to 30"D x 72"W x 72"W.				
*500 lb Max Lift Capacity				

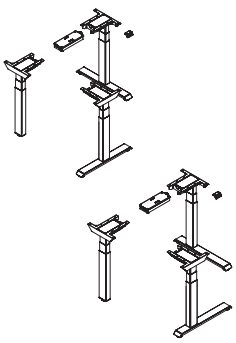

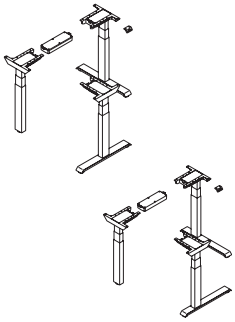

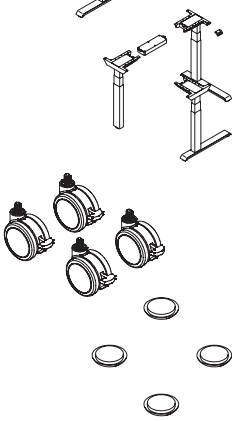

Foot Retrofit Options				
Casters (Use on 2-leg bases ONLY)	**A6CASTER***	**$ 268**	**N/A**	**N/A**
* A6 casters are intended for use with Allsteel A6 height-adjustable tables. When purchased separately and used without Allsteel furniture, the A6 casters marked by (*) are considered Open Market.				
Slide Glides (Use on 2-leg bases ONLY)	**A6SLDGLIDE**	**$ 195**	**N/A**	**N/A**
G1 Glide (4-Pack)	**A6G1GLIDE**	**$ 210**	**N/A**	**N/A**
*Glide enables 3-stage base to reach G1 requirement heights.				

Bluetooth Control				
A6 Bluetooth Accessory	**A6BLUETOOTH**	**$ 137**	**N/A**	**N/A**
* Bluetooth control will only work with 2-leg A6 tables. Bluetooth control will **not** work with 3-leg A6 tables.				

How to specify —	*1st Option:*	*2nd Option:*	*3rd Option:*
Select the Model Number from above.	**Select the Base Paint Color** *(if applicable)*: P1 P2 P3 See page 336 for paint finishes.	**Select Feet Options** *(if applicable)*: **X** Standard Glides	**Select the Keypad** *(if applicable)*: **UD** Basic Up/Down **MEM** Memory Preset **PDL** Paddle
_____ .	_____ .	_____ .	_____

Example: **A6RND3S3LCF.P8L.X.PDL**

For specification information see page 340.

GSA SIN 33721

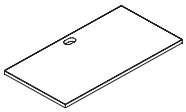

Description	Laminate w/Flat Edge Model	Veneer w/Square Edge Model	Ship Weight	List Price Laminate w/Flat Edge L1	L2	L3	List Price Veneer w/Square Edge V1	V3	V5
Rectangular Laminate Tops — 24"D (60" to 96" ships with stiffener)									
78"W – 96"W Tops can ONLY be used with Altitude MAX Base									
48"W	**AF5RS4824**	**AVF5RS4824**	46	$ 607	$ 631	$ 650	$ 2024	$ 2244	$ 2390
54"W	**AF5RS5424**	**AVF5RS5424**	48	$ 659	$ 685	$ 705	$ 2121	$ 2351	$ 2504
60"W	**AF5RS6024D**	**AVF5RS6024D**	53	$ 820	$ 847	$ 868	$ 2346	$ 2587	$ 2748
66"W	**AF5RS6624D**	**AVF5RS6624D**	74	$ 850	$ 878	$ 900	$ 2352	$ 2594	$ 2755
72"W	**AF5RS7224D**	**AVF5RS7224D**	82	$ 874	$ 902	$ 924	$ 2462	$ 2713	$ 2881
78"W	**AF5RS7824D**		76	$ 905	$ 922	$ 938	—	—	—
84"W	**AF5RS8424D**		81	$ 813	$ 830	$ 846	—	—	—
90"W	**AF5RS9024D**		86	$ 947	$ 964	$ 980	—	—	—
96"W	**AF5RS9624D**		91	$ 969	$ 986	$ 1002	—	—	—
Rounded Corner Laminate Tops — 24"D (60" to 96" ships with stiffener)									
78"W – 96"W Tops can ONLY be used with Altitude MAX Base									
48"W	**AF5RND4824**		46	$ 699	$ 716	$ 732	—	—	—
54"W	**AF5RND5424**		48	$ 758	$ 775	$ 791	—	—	—
60"W	**AF5RND6024D**		53	$ 924	$ 941	$ 957	—	—	—
66"W	**AF5RND6624D**		78	$ 973	$ 990	$ 1006	—	—	—
72"W	**AF5RND7224D**		85	$ 1004	$ 1021	$ 1037	—	—	—
78"W	**AF5RND7824D**		76	$ 1038	$ 1055	$ 1071	—	—	—
84"W	**AF5RND8424D**		81	$ 950	$ 967	$ 983	—	—	—
90"W	**AF5RND9024D**		86	$ 1088	$ 1105	$ 1121	—	—	—
96"W	**AF5RND9624D**		91	$ 1112	$ 1129	$ 1145	—	—	—

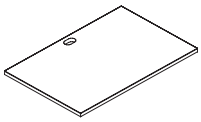

Rectangular Laminate Tops — 30"D (60" to 96" ships with stiffener)									
78"W – 96"W Tops can ONLY be used with Altitude MAX Base									
48"W	**AF5RS4830**	**AVF5RS4830**	52	$ 683	$ 709	$ 730	$ 2225	$ 2466	$ 2627
54"W	**AF5RS5430**	**AVF5RS5430**	59	$ 774	$ 802	$ 827	$ 2324	$ 2576	$ 2744
60"W	**AF5RS6030D**	**AVF5RS6030D**	63	$ 917	$ 947	$ 970	$ 2546	$ 2809	$ 2985
66"W	**AF5RS6630D**	**AVF5RS6630D**	78	$ 972	$ 1003	$ 1028	$ 2554	$ 2818	$ 2994
72"W	**AF5RS7230D**	**AVF5RS7230D**	87	$ 997	$ 1028	$ 1054	$ 2660	$ 2933	$ 3115
78"W	**AF5RS7830D**		92	$ 1030	$ 1047	$ 1063	—	—	—
84"W	**AF5RS8430D**		98	$ 943	$ 960	$ 976	—	—	—
90"W	**AF5RS9030D**		105	$ 1081	$ 1098	$ 1114	—	—	—
96"W	**AF5RS9630D**		111	$ 1108	$ 1125	$ 1141	—	—	—

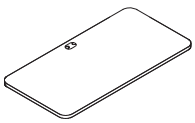

Rounded Corner Laminate Tops — 30"D (60" to 96" ships with stiffener)									
78"W – 96"W Tops can ONLY be used with Altitude MAX Base									
48"W	**AF5RND4830**		52	$ 784	$ 801	$ 817	—	—	—
54"W	**AF5RND5430**		59	$ 889	$ 906	$ 922	—	—	—
60"W	**AF5RND6030D**		63	$ 1039	$ 1056	$ 1072	—	—	—
66"W	**AF5RND6630D**		82	$ 1096	$ 1113	$ 1129	—	—	—
72"W	**AF5RND7230D**		90	$ 1146	$ 1163	$ 1179	—	—	—
78"W	**AF5RND7830D**		92	$ 1182	$ 1199	$ 1215	—	—	—
84"W	**AF5RND8430D**		98	$ 1102	$ 1119	$ 1135	—	—	—
90"W	**AF5RND9030D**		105	$ 1243	$ 1260	$ 1276	—	—	—
96"W	**AF5RND9630D**		111	$ 1274	$ 1291	$ 1307	—	—	—

Note: Height-adjustable worksurface dimensions are nominal. Actual widths are reduced by 2" (1" on each side, and worksurface depths are reduced by ¾". Corner cove depth is nominal, actual is 1" less. This is to allow for pinch-points and unobstructed table movement.

How to specify —	*1st Option:*	*2nd Option:*	*3rd Option:*	*4th Option:*	*5th Option:*	*6th Option:*
Select the Model Number from above.	**Laminate or Veneer Type and Finish** *(if applicable)*: See page 336 for finishes.	**Paint** *(if applicable)*: See page 336 for finishes.	**Laminate Edge Color** *(if applicable)*: See page 336 for finishes.	**Grommet Location** *(if applicable)*: **GC** Grommet Center **G0** No Grommet	**Grommet Type** *(if applicable)*: **P** Oval Plastic **M** Oval Metal **S** Square Metal (Add $12 per grommet for metal.)	**Grommet Color (Metal only):** **EL** Matte Silver Plastic grommet color determined by worksurface finish.
_____ .	_____ .	_____	_____ .	_____	_____	_____

Examples: **AF5RS4824.LM14EW.GO** **AVF5RS4824.SC777.GC.SEL**

For specification information see page 340.

GSA SIN PENDING

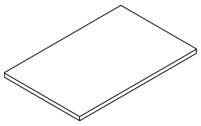

Description	Laminate w/Flat Edge Model	Ship Weight	List Price Laminate w/Flat Edge L1	L2	L3
Undersized Rectangular Worksurface - 24"D (60" to 96" ships with stiffener)					
78"W - 96"W Tops can ONLY be used with Altitude MAX base.					
36"W	**AF5RS3624U**	23	**$ 496**	**$ 520**	**$ 543**
42"W	**AF5RS4224U**	27	**$ 541**	**$ 568**	**$ 593**
48"W	**AF5RS4824U**	31	**$ 607**	**$ 637**	**$ 665**
54"W	**AF5RS5424U**	35	**$ 659**	**$ 691**	**$ 722**
60"W	**AF5RS6024UD**	49	**$ 869**	**$ 909**	**$ 947**
66"W	**AF5RS6624UD**	53	**$ 908**	**$ 949**	**$ 989**
72"W	**AF5RS7224UD**	57	**$ 937**	**$ 979**	**$ 1020**
78"W	**AF5RS7824UD**	62	**$ 978**	**$ 1021**	**$ 1064**
84"W	**AF5RS8424UD**	66	**$ 890**	**$ 929**	**$ 967**
90"W	**AF5RS9024UD**	70	**$ 1034**	**$ 1079**	**$ 1124**
96"W	**AF5RS9624UD**	74	**$ 1066**	**$ 1112**	**$ 1158**
Undersized Rectangular Worksurface - 30"D (60" to 96" ships with stiffener)					
78"W - 96"W Tops can ONLY be used with Altitude MAX base.					
36"W	**AF5RS3630U**	29	**$ 551**	**$ 578**	**$ 604**
42"W	**AF5RS4230U**	35	**$ 586**	**$ 615**	**$ 642**
48"W	**AF5RS4830U**	40	**$ 683**	**$ 716**	**$ 748**
54"W	**AF5RS5430U**	45	**$ 774**	**$ 812**	**$ 848**
60"W	**AF5RS6030UD**	60	**$ 967**	**$ 1011**	**$ 1054**
66"W	**AF5RS6630UD**	65	**$ 1030**	**$ 1076**	**$ 1122**
72"W	**AF5RS7230UD**	70	**$ 1062**	**$ 1109**	**$ 1156**
78"W	**AF5RS7830UD**	76	**$ 1103**	**$ 1153**	**$ 1201**
84"W	**AF5RS8430UD**	81	**$ 1020**	**$ 1065**	**$ 1110**
90"W	**AF5RS9030UD**	86	**$ 1169**	**$ 1221**	**$ 1272**
96"W	**AF5RS9630UD**	91	**$ 1204**	**$ 1257**	**$ 1309**

120 Degree Corner Worksurface - 24"D					
24"A x 42"B x 42"C x 24"D	**AF5120S4224D**	59	**$ 1041**	**$ 1088**	**$ 1135**
24"A x 48"B x 48"C x 24"D	**AF5120S4824D**	69	**$ 1150**	**$ 1202**	**$ 1253**
24"A x 54"B x 54"C x 24"D	**AF5120S5424D**	79	**$ 1358**	**$ 1420**	**$ 1479**
120 Degree Corner Worksurface - 30"D					
30"A x 42"B x 42"C x 30"D	**AF5120S4230D**	68	**$ 1041**	**$ 1088**	**$ 1135**
30"A x 48"B x 48"C x 30"D	**AF5120S4830D**	79	**$ 1464**	**$ 1531**	**$ 1596**
30"A x 54"B x 54"C x 30"D	**AF5120S5430D**	92	**$ 1672**	**$ 1748**	**$ 1823**

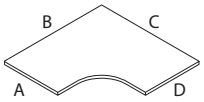

Symmetrical Corner Cove Worksurface — 24"D					
24"A x 54"B x 54"C x 24"D	**AF5CCS5424**	56	**$ 1155**	**$ 1210**	**$ 1264**
Symmetrical Corner Cove Worksurface — 30"D					
30"A x 54"B x 54"C x 30"D	**AF5CCS5430**	66	**$ 1262**	**$ 1322**	**$ 1381**

How to specify — **Select the Model Number from above.**	*1st Option:* **FSC Certified Wood:**	*2nd Option:* **Laminate:**	*3rd Option:* **Laminate Edge Color:**	*4th Option:* **Grommet Location** *(if applicable)*:	*5th Option:* **Grommet Type** *(if applicable)*:	*6th Option:* **Grommet Color (Metal only):**
	FSC FSC Mixed Credit **X** Standard Wood	See page 336 for finishes.	See page 336 for finishes.	**GC** Grommet Center **G0** No Grommet	**P** Oval Plastic **M** Oval Metal **S** Square Metal (Add $12 per grommet for metal.)	**EL** Matte Silver Plastic grommet color determined by worksurface finish.
____ ____ ____ ____ ____ ____ .	____ ____ ____ .	____ ____ ____ ____	____ ____ .	____ ____	____	____ ____

Example:

For specification information see page 340.

GSA SIN 33721

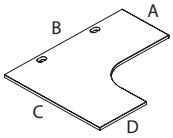

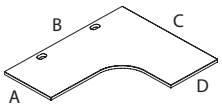

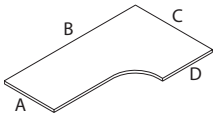

Left Hand

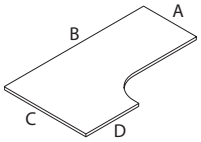

Right Hand

Description	Laminate w/Flat Edge Model	Ship Weight	List Price Laminate w/Flat Edge L1	L2	L3
Corner Cove Laminate Tops — 24"D Extended Left					
24"A x 60"B x 36"C x 24"D	**A5822ELS**	54	**$ 1017**	**$ 1051**	**$ 1084**
24"A x 60"B x 48"C x 24"D	**A5622ELS**	75	**$ 1114**	**$ 1152**	**$ 1188**
24"A x 72"B x 36"C x 24"D	**A5922ELS**	63	**$ 1134**	**$ 1172**	**$ 1208**
24"A x 72"B x 48"C x 24"D	**A5722ELS**	86	**$ 1418**	**$ 1465**	**$ 1510**
Corner Cove Laminate Tops — 24"D Extended Right					
24"A x 60"B x 36"C x 24"D	**A5822ERS**	54	**$ 1017**	**$ 1051**	**$ 1084**
24"A x 60"B x 48"C x 24"D	**A5622ERS**	75	**$ 1114**	**$ 1152**	**$ 1188**
24"A x 72"B x 36"C x 24"D	**A5922ERS**	63	**$ 1134**	**$ 1172**	**$ 1208**
24"A x 72"B x 48"C x 24"D	**A5722ERS**	86	**$ 1418**	**$ 1465**	**$ 1510**
Undersized Corner Cove Worksurface, Left Hand — 24"D					
24"A x 60"B x 36"C x 24"D	**AF5CCS603624LD**	58	**$ 1065**	**$ 1113**	**$ 1161**
24"A x 60"B x 48"C x 24"D	**AF5CCS604824LD**	67	**$ 1163**	**$ 1216**	**$ 1268**
24"A x 72"B x 36"C x 24"D	**AF5CCS723624LD**	66	**$ 1199**	**$ 1253**	**$ 1306**
24"A x 72"B x 48"C x 24"D	**AF5CCS724824LD**	75	**$ 1482**	**$ 1549**	**$ 1615**
Undersized Corner Cove Worksurface, Right Hand — 24"D					
24"A x 60"B x 36"C x 24"D	**AF5CCS603624RD**	58	**$ 1065**	**$ 1113**	**$ 1161**
24"A x 60"B x 48"C x 24"D	**AF5CCS604824RD**	67	**$ 1163**	**$ 1216**	**$ 1268**
24"A x 72"B x 36"C x 24"D	**AF5CCS723624RD**	66	**$ 1199**	**$ 1253**	**$ 1306**
24"A x 72"B x 48"C x 24"D	**AF5CCS724824RD**	75	**$ 1482**	**$ 1549**	**$ 1615**
Undersized Corner Cove Worksurface, Left Hand — 30"D					
30"A x 60"B x 48"C x 30"D	**AF5CCS604830LD**	77	**$ 1244**	**$ 1301**	**$ 1357**
30"A x 72"B x 48"C x 30"D	**AF5CCS724830LD**	88	**$ 1569**	**$ 1640**	**$ 1711**
Undersized Corner Cove Worksurface, Right Hand — 30"D					
30"A x 60"B x 48"C x 30"D	**AF5CCS604830RD**	77	**$ 1244**	**$ 1301**	**$ 1357**
30"A x 72"B x 48"C x 30"D	**AF5CCS724830RD**	88	**$ 1569**	**$ 1640**	**$ 1711**

Note: Height-adjustable worksurface dimensions are nominal. Actual widths are reduced by 2" (1" on each side" and worksurface depths are reduced by 3/4". Corner cove depth is nominal, actual is 1" less. This is to allow for pinch-points and unobstructed table movement.

ALTITUDE

How to specify —	*1st Option:*	*2nd Option:*	*3rd Option:*	*4th Option:*
Select the Model Number from above.	**Laminate or Veneer Type and Finish** *(if applicable)*: See page 336 for finishes.	**Paint** *(if applicable)*: See page 336 for finishes.	**Laminate Edge Color** *(if applicable)*: See page 336 for finishes.	**Grommet Location and Type:** **GC** Center **P** Oval Plastic **M** Oval Metal **GB** Grommet LH/RH **P** Oval Plastic **M** Oval Metal **S** Square Metal **G0** No Grommet
_____ .	_____ .	_____	_____ .	_____

Examples:

For specification information see page 343.

GSA SIN 33721

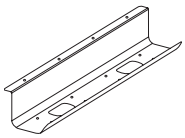

Description	Model	List Price
Cable Management Tray		
24" Tray	AJTRGH24 S	$ 123
36" Tray	AJTRGH36 S	$ 147

Note: Black only.

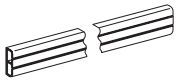

Wire Management Channel (Black only)		
92" Long	AEV920 S	$ 227

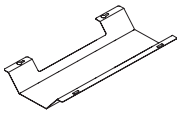

Under Worksurface Trough (Black only)		
17"W — Single Pack	Z617UWTRGH	$ 104
17"W — Ten Pack	Z61710UWTRGH	$ 1053
36"W — Single Pack	Z636UWTRGH	$ 183
36"W — Ten Pack	Z63610UWTRGH	$ 1785

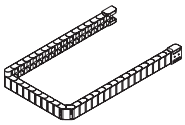

Cord Management Chain (Black Only)		
58"	WKSWMC	$ 415

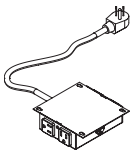

Power/Data Modules — Under Worksurface Mount		
4 Power Quad Tap	UNQTMP	$ 442

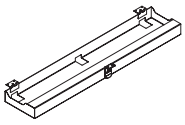

Description	Model	Ship Weight	Cubes	List Price P1	List Price P2	List Price P3
Hinged Wire Management Troughs for under Worksurfaces (Black only)						
24"W	UN924HT			$ 338	$ 357	$ 385
36"W	UN936HT			$ 354	$ 374	$ 404
48"W	UN948HT			$ 373	$ 394	$ 426

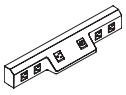

Concealed Power Module						
Corded	FDPWRC	5	0.3	$ 743	N/A	N/A
Corded Chicago Code	CFDPWRC	6	0.3	$ 1267	N/A	N/A
Spiral Cord	FDPWRSC	5	0.3	$ 782	N/A	N/A
Spiral Cord Chicago Code	CFDPWRSC	6	0.3	$ 1299	N/A	N/A

How to specify —

Select the Model Number from above.

2nd Option:

Paint *(if applicable)*:

See page 336 for finishes.

Examples: **Z617UWTRGH** **AJTRGH24.P27** **AEV920** **UNQTMP.P71** **UN924HT.PR6**

S *Shippable by small-package carrier.*

Electrical & Data

Power Rail — Electrical Components

For specification information see page 356.

GSA SIN 33721

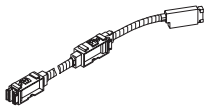

Description	Max. Recept. Cap. per Panel Side	Four-circuit 3 + 1 2 + 2	Three-circuit Separate Neutrals		List Price
Electrical Power Harnesses					
For 48"W Frames	2	**A871248***	**A871248A**	S	**$ 403**
For 54"W Frames	2	**A871254***	**A871254A**	S	**$ 401**
For 60"W Frames	2	**A871260***	**A871260A**	S	**$ 403**
For 66"W Frames	2	**A871266***	**A871266A**	S	**$ 401**
For 72"W Frames	2	**A871272***	**A871272A**	S	**$ 404**

Note: Four-circuit components and Three-circuit components (with an "A" suffix) cannot be connected together.

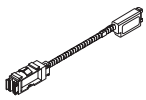

Electrical Pass-Thru Harnesses with Power Block					
For 24"W Frames**	1	**A871124**	**A871124A**	S	**$ 232**
For 48"W Frames†	1	**A871148***	**A871148A**	S	**$ 247**
For 60"W Frames†	1	**A871160***	**A871160A**	S	**$ 247**
For 72"W Frames†	1	**A871172**	**A871172A**	S	**$ 331**

*Electrical harnesses are intended for use with Allsteel systems furniture and are approved under GSA SIN 33721. When purchased separately and used without Allsteel systems furniture, those electrical harnesses marked by (*) are considered Open Market.

**Only used with NY Infeed through End Cap.

†48"-72" are only used with NY infeed through power rail cut-out.

ALTITUDE

How to specify —	*1st Option:*
Select the Model Number from above.	**Color:** **P** Black

Examples: **A871248.P A871224.P A871224A.P A871124.P A8710144A.P A2-8CIR36.P**

S *Shippable by small-package carrier.*

Electrical & Data

Power Rail — Electrical Components

For specification information see page 356.

GSA SIN 33721

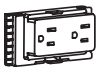

Duplex Receptacle

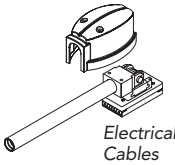

Electrical Infeed Cables

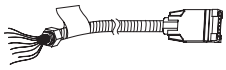

Ceiling Electrical Infeed

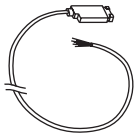

Electrical Infeed Cable

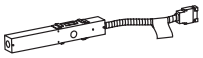

Hardwire Power Infeed

Description	Four-circuit 3 + 1 2 + 2	Three-circuit Separate Neutrals		List Price
Duplex Receptacles for Beltline or Base Pathway — Altitude (specify color)				
Circuit 1	**A873501**	**A871501A**	S	$ 69
Circuit 2	**A873502**	**A871502A**	S	$ 69
Circuit 3 (3+1)	**A873503**	**A871503A**	S	$ 69
Circuit 3 (2+2)	**A873506**	**N/A**	S	$ 69
Circuit 4 — iso/dedicated	**A873504**	**N/A**	S	$ 69
Circuit 1, 20 AMP	**A871601**	**A871601A**	S	$ 69
Electrical Infeed Cables				
6' Sealtight Cable for Terrace Receptacle	**A876072**	**A876072A**	S	$ 426
6' Flex Cable	**A871972**	**A871972A**	S	$ 321
Ceiling Electrical Infeed Cables				
12' Flex Cable	**A871912**	**A871912A**	S	$ 435
18' Flex Cable	**A871918**	**A871918A**	S	$ 548
Electrical Infeed Cables (for use with footed panels)				
12' Sealtight Cable Power Infeed	**A877012**	**N/A**	S	$ 531
Hardwire Power Infeed (New York Code)				
For 48"–72"W rails	**A871400**	**A871400A**	S	$ 418

Note: Four-circuit components and Three-circuit components (with an "A" suffix) cannot be connected together.

ALTITUDE

How to specify —	*1st Option:*
Select the Model Number from above.	**Electrical Receptacle Color** *(if applicable)*: See page 336 for finishes.
_ _ _ _ _ _ _ _ .	E S

Example: **A873501.E4**

For specification information see page 356.

GSA SIN 33721

Description	Model	List Price
Hardwire (Chicago Code) (Black only)		
Altitude Base Pathway Junction Box (Pack of 6)	**873600** S	**$ 1111**

For specification information see page 357.

ATADF3

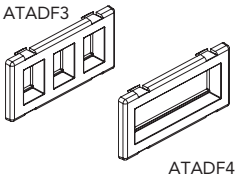

ATADF4

Description	Model	P1 Paint List Price
Data Faceplates		
Three-Port Flex-Mode Faceplate, Black (E4)	**ATADF3** S	**$ 40**
Four-Port Flex-Mode Faceplate, Black (E4)	**ATADF4** S	**$ 40**

Notes: ATADF3 can install up to 3 jacks (CAT 3, 5E, or 6). ATADF4 can install 4 jacks (CAT 3, 5E, or 6).
ATADF models are compatible with ports in Altitude tiles.
Allsteel's data faceplates are designed for use with the jacks listed below. We do not guarantee compatibility with other manufacturers' product.

ATADJ5

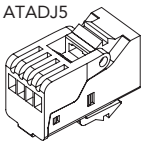

Jacks		
RJ45 CAT 5E Jack — Black only Toolless	**ATADJ5** S	**$ 71**
RJ45 CAT 6 Jack — Black only Requires Tool	**ATADJ6** S	**$ 95**

How to specify —

Select the Model Number from above.

						.

Example: **873600**

How to specify —

Select the Model Number from above.

A	T	A	D			.	E	4

1st Option:

Data Faceplate Color:

E4 Black

Example: **ATADF4.E4**

S *Shippable by small-package carrier.*

For specification information see page 344.
(See page 407 for COM pricing on fabric grades G-J.)

Open Market

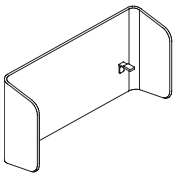

Description	Model	Ship Weight	Cubes	List Price A	List Price D
U Screen Kit					
48"	**FDSC48U**	30.0	16.6	**$ 1972**	**$ 2093**
54"	**FDSC54U**	31.0	18.6	**$ 2040**	**$ 2166**
60"	**FDSC60U** (shown)	32.0	20.6	**$ 2100**	**$ 2230**
66"	**FDSC66U**	33.0	22.6	**$ 2223**	**$ 2362**
72"	**FDSC72U**	34.0	24.6	**$ 2391**	**$ 2541**

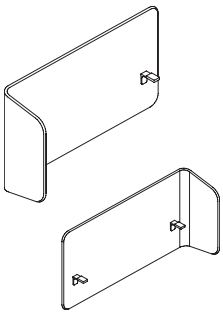

L Screen Kit					
Left Hand 48"	**FDSC48LL**	26.5	16.6	**$ 1283**	**$ 1353**
Right Hand 48"	**FDSC48LR**	26.5	16.6	**$ 1283**	**$ 1353**
Left Hand 54"	**FDSC54LL**	27.5	18.6	**$ 1503**	**$ 1587**
Right Hand 54"	**FDSC54LR**	27.5	18.6	**$ 1503**	**$ 1587**
Left Hand 60"	**FDSC60LL** (shown)	28.5	20.6	**$ 1571**	**$ 1661**
Right Hand 60"	**FDSC60LR** (shown)	28.5	20.6	**$ 1571**	**$ 1661**
Left Hand 66"	**FDSC66LL**	29.5	22.6	**$ 1871**	**$ 1986**
Right Hand 66"	**FDSC66LR**	29.5	22.6	**$ 1871**	**$ 1986**
Left Hand 72"	**FDSC72LL**	30.5	24.6	**$ 1970**	**$ 2091**
Right Hand 72"	**FDSC72LR**	30.5	24.6	**$ 1970**	**$ 2091**

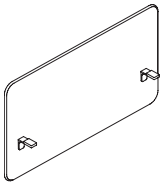

Rectangular Screen Kit					
48"	**FDSC48R**	23.0	3.7	**$ 1241**	**$ 1309**
54"	**FDSC54R**	24.0	4.1	**$ 1271**	**$ 1341**
60"	**FDSC60R** (shown)	25.0	4.6	**$ 1366**	**$ 1442**
66"	**FDSC66R**	26.0	5.0	**$ 1569**	**$ 1663**
72"	**FDSC72R**	27.0	5.6	**$ 1670**	**$ 1771**

Note: Installation brackets are now attached to the screen from the factory.

How to specify —	*1st Option:*	*2nd Option:*
Select the Model Number from above.	**Select the Screen Fabric:** See page 337 for selections and color codes.	**Select the Screen Bracket Paint:** P1 P2 See page 336 for selections and color codes.* **P2** ($15 extra)
_____ .	_____ .	_____

Examples: **FDSC48U.PCAMBLT40.P71** **FDSC48LL.PCAMBLT70.P71** **FDSC48R.PCAMBLT39.P71**

ALTITUDE

Altitude®

Altitude — Metal Screens

For specification information see pages 345-346.

GSA SIN 33721

Extended

Extended Slots *Slots*

Description	Model	P1 Paint List Price	P2 Paint Upcharge	P3 Paint Upcharge
20"H Metal L-Screen				
48"W	**AMS2048LH**	$ 833	$ 865	$ 897
54"W	**AMS2054LH**	$ 906	$ 940	$ 975
60"W	**AMS2060LH**	$ 1014	$ 1053	$ 1091
66"W	**AMS2066LH**	$ 1109	$ 1151	$ 1193
72"W	**AMS2072LH**	$ 1160	$ 1204	$ 1248
48"W	**AMS2048RH** (shown)	$ 833	$ 865	$ 897
54"W	**AMS2054RH**	$ 906	$ 940	$ 975
60"W	**AMS2060RH**	$ 1014	$ 1053	$ 1091
66"W	**AMS2066RH**	$ 1109	$ 1151	$ 1193
72"W	**AMS2072RH**	$ 1160	$ 1204	$ 1248

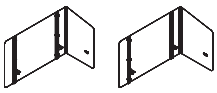

Extended

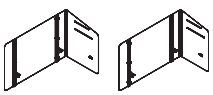

Extended Slots *Slots*

Description	Model	P1 Paint List Price	P2 Paint Upcharge	P3 Paint Upcharge
30"H Metal L-Screen				
48"W	**AMS3248LH**	$ 1081	$ 1122	$ 1163
54"W	**AMS3254LH**	$ 1145	$ 1189	$ 1232
60"W	**AMS3260LH**	$ 1196	$ 1241	$ 1287
66"W	**AMS3266LH**	$ 1312	$ 1362	$ 1412
72"W	**AMS3272LH**	$ 1363	$ 1415	$ 1466
48"W	**AMS3248RH** (shown)	$ 1081	$ 1122	$ 1163
54"W	**AMS3254RH**	$ 1145	$ 1189	$ 1232
60"W	**AMS3260RH**	$ 1196	$ 1241	$ 1287
66"W	**AMS3266RH**	$ 1312	$ 1362	$ 1412
72"W	**AMS3272RH**	$ 1363	$ 1415	$ 1466

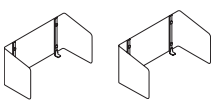

Extended

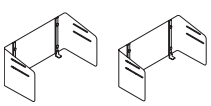

Extended Slots *Slots*

Description	Model	P1 Paint List Price	P2 Paint Upcharge	P3 Paint Upcharge
20"H Metal U-Screen				
48"W	**AMS2048US** (shown)	$ 1086	$ 1128	$ 1168
54"W	**AMS2054US**	$ 1145	$ 1189	$ 1232
60"W	**AMS2060US**	$ 1196	$ 1241	$ 1287
66"W	**AMS2066US**	$ 1312	$ 1362	$ 1412
72"W	**AMS2072US**	$ 1377	$ 1430	$ 1481

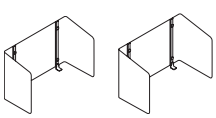

Extended

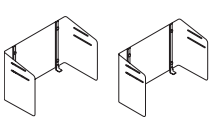

Extended Slots *Slots*

Description	Model	P1 Paint List Price	P2 Paint Upcharge	P3 Paint Upcharge
30"H Metal U-Screen				
48"W	**AMS3248US** (shown)	$ 1304	$ 1354	$ 1403
54"W	**AMS3254US**	$ 1374	$ 1426	$ 1478
60"W	**AMS3260US**	$ 1435	$ 1490	$ 1543
66"W	**AMS3266US**	$ 1574	$ 1633	$ 1693
72"W	**AMS3272US**	$ 1653	$ 1716	$ 1778

ALTITUDE

How to specify —	*1st Option:*	*2nd Option:*	*3rd Option:*	*4th Option:*
Select the Model Number from above.	**Wing Type :** **STD** Standard **EXT** Extended	**Accessories Slots:** **X** No Accessory Cut Out **SLT** Accessory Cut Out	**Paint Option:** P1 P2 P3 See page 336 for finishes.	**Paint Option:** **NA** Screen
_ _ _ _ _ _ _ _ _ .	_ _ _ .	_ _ _ .	P _ _ .	N A

Examples: **AMS2048LH.STD.SLT.PR6.NA** **AMS2048SS.PR6.NA**

S *Shippable by small-package carrier.*

For specification information see pages 345-346.

GSA SIN 33721

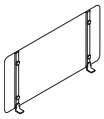

Description	Model	P1 Paint List Price	P2 Paint Upcharge	P3 Paint Upcharge
20"H Metal Rectangular Screen				
48"W	**AMS2048SS** (shown)	$ 710	$ 738	$ 764
54"W	**AMS2054SS**	$ 746	$ 775	$ 803
60"W	**AMS2060SS**	$ 796	$ 827	$ 856
66"W	**AMS2066SS**	$ 906	$ 940	$ 975
72"W	**AMS2072SS**	$ 978	$ 1016	$ 1053

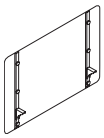

30"H Metal Rectangular Screen				
48"W	**AMS3248SS** (shown)	$ 870	$ 903	$ 936
54"W	**AMS3254SS**	$ 906	$ 940	$ 975
60"W	**AMS3260SS**	$ 964	$ 1000	$ 1038
66"W	**AMS3266SS**	$ 1086	$ 1128	$ 1168
72"W	**AMS3272SS**	$ 1145	$ 1189	$ 1232

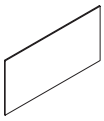

15"H Tackboard Accessories				
20"W	**AAS1520** [S]	$ 309	$ 321	$ 332
48"W	**AAS1548** [S] (shown)	$ 367	$ 382	$ 395
54"W	**AAS1554** [S]	$ 406	$ 422	$ 437
60"W	**AAS1560** [S]	$ 423	$ 440	$ 455
66"W	**AAS1566** [S]	$ 617	$ 640	$ 664
72"W	**AAS1572** [S]	$ 675	$ 701	$ 727

How to specify — Select the Model Number from above.	*1st Option:* Wing Type :	*2nd Option:* Accessories Slots:	*3rd Option:* Paint Option:	*4th Option:* Paint Option:	*5th Option:* Accessories Color *(if applicable)*:
_____.	____.	____.	P__.	NA.	__
	STD Standard **EXT** Extended	**X** No Accessory Cut Out **SLT** Accessory Cut Out	P1 P2 P3 See page 336 for finishes.	**NA** Screen	**DW** Designer White **E9** Flint

Examples: **AAS1548.PR6.APN911** **AFAMS2048LH.STD.SLT.PR6.NA**
AFAMS2048SS.PR6.NA

Work Tools

Description	Model	List Price
Hot File (Designer White Only)		
9½"H x 12¼"W x 3⅞"D	**AEHF**	$ 62

Side Saddle (Designer White Only)		
4"H x 12¼"W x 2⅛"D	**AESS**	$ 51

Bag or Coat Hook (Designer White Only)		
3¼"H x 1⅛"W x 2¼"D	**AECH**	$ 39

How to specify — Select the Model Number from above.	*1st Option:* Paint Option *(if applicable)*:	*2nd Option:* Fabric Option *(if applicable)*:	*3rd Option:* Paint Option:	*4th Option:* Accessories Color *(if applicable)*:
____.	P__.	____.	NA.	__
	P1 P2 P3 See page 336 for finishes.	See page 337 for fabric options.	**NA** Screen	**DW** Designer White **E9** Flint

Example: **AEHF.PJW**

[S] ***Shippable by small-package carrier.***

For specification information see pages 347-352.

GSA SIN 33721

	Description	Model	Ship Weight	Cubes	List Price P1	List Price P2	List Price P3
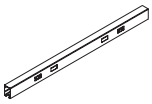	**Power Rail**						
	48"	**RFDRW48**	7	0.6	$ 613	$ 659	$ 727
	54"	**RFDRW54**	8	0.6	$ 647	$ 695	$ 766
	60"	**RFDRW60** (shown)	9	0.7	$ 745	$ 799	$ 881
	66"	**RFDRW66**	10	0.8	$ 795	$ 853	$ 938
	72"	**RFDRW72**	11	0.9	$ 897	$ 962	$ 1058
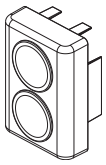	Power Rail End Cap	**FDRWEC**	1.5	0.1	$ 228	$ 245	$ 269
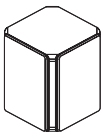	Power Rail Universal Connector	**FDRWUC**	3	0.1	$ 415	$ 444	$ 487
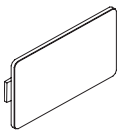	**Electrical Port Cover**						
	2 Pack	**FDEPC2**	1	0.1	$ 62	$ 67	$ 73
	12 Pack	**FDEPC12**	2	0.1	$ 213	$ 229	$ 251
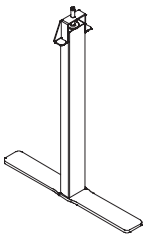	Elevated Power Rail Legs 20.5"H	**RFDRWLEG**	5	0.1	$ 373	$ 375	$ 375
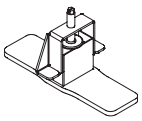	Floor Mount Legs	**FDRWLEG**	5	0.1	$ 81	$ 83	$ 85
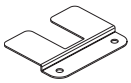	Altitude Power Rail Floor Anchor Bracket	**RFDRWAB**	2	0.1	$ 53	$ 70	$ 77

ALTITUDE

How to specify —

Select the Model Number from above.

								.

1st Option:

Paint:

P1 P2 P3

See page 336 for selections and color codes.*

Examples:

For specification information see pages 347-352.

GSA SIN 33721

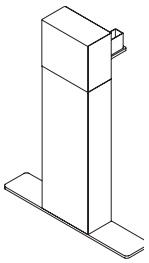

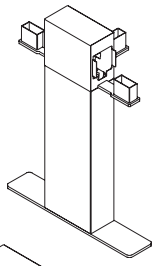

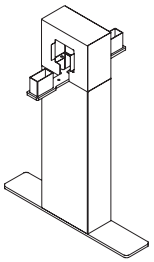

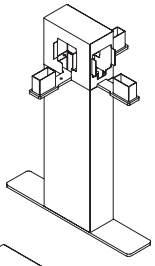

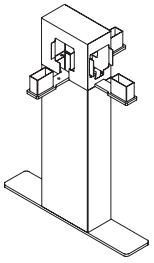

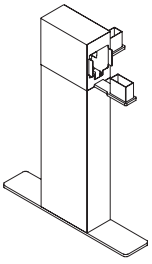

Description	Model	Ship Weight	Cubes	List Price P1	List Price P2	List Price P3
Hubs						
End of Run Linear Configuration	**RFDRWHUBEND**	10	4	**$ 1065**	**$ 1071**	**$ 1077**
End of Run T-Configuration	**RFDRWHUBENDT**	10	4	**$ 1065**	**$ 1071**	**$ 1077**
Inline Linear Configuration	**RFDRWHUBLIN**	14	4	**$ 1065**	**$ 1071**	**$ 1077**
Inline X-Configuration	**RFDRWHUBX**	14	4	**$ 1065**	**$ 1071**	**$ 1077**
Inline T-Configuration	**RFDRWHUBT**	13	4	**$ 1065**	**$ 1071**	**$ 1077**
L-Configuration Hub	**RFDRWHUBL**	13	4	**$ 1065**	**$ 1071**	**$ 1077**

How to specify —

Select the Model Number from above.

												.

Examples:

1st Option:

Paint:

P1 P2 P3

See page 336 for selections and color codes.*

ALTITUDE

For specification information see pages 347-352.

GSA SIN 33721

UN2HPSQ

UN2HPSQSK

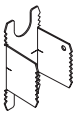

RFDRWCNPP

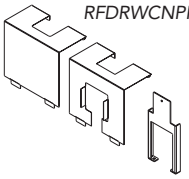

RFDRWCNPPE

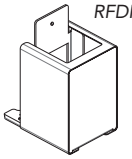

RFDRWCNPPM

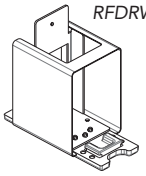

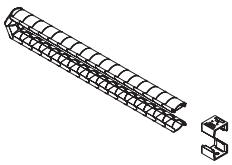

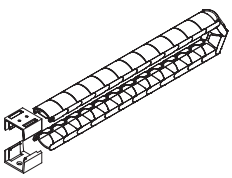

Description	Model	Ship Weight	Cubes	List Price P1	List Price P2	List Price P3
Power Pole						
8' H Square Power Pole	**UN2HPSQ**	17	1	**$ 1104**	**$ 1121**	**$ 1134**
Square Power Pole Splicer Kit	**UN2HPSQSK**	0.5	0.1	**$ 121**	**$ 124**	**$ 125**
Power Pole Connector	**RFDRWCNPP**	1	0.1	**$ 229**	**$ 231**	**$ 233**
Power Pole Connector - End Condition	**RFDRWCNPPE**	1	0.1	**$ 229**	**$ 231**	**$ 233**
Power Pole Connector - Mid Condition	**RFDRWCNPPM**	1	0.1	**$ 229**	**$ 231**	**$ 233**
Wire Management						
Vertebrae Wire Manager	**RFDRWWM**	3	0.1	**$ 714**	**$ 731**	**$ 738**
Cord Management Snake (Black only) 58"	**WKSWMC**	2	0.3	**$ 415**		
Cord Management Chain 36"	**A9CLWMC**	2	0.3	**$ 346**		

*Vertebrae available in black only, connector available in 32 standard paints.

How to specify —

Select the Model Number from above.

1st Option:

Paint:

P1 P2 P3

See page 336 for selections and color codes.*

Examples:

For specification information see pages 347-352.

GSA SIN 33721

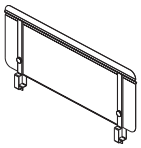

Description	Model	Ship Weight	Cubes	List Price P1	List Price P2	List Price P3
Allsteel Metal Screen						
48"	**RFDRWSC48**	10	3.52	**$ 382**	**$ 391**	**$ 403**
54"	**RFDRWSC54**	11	3.84	**$ 405**	**$ 414**	**$ 426**
60"	**RFDRWSC60**	12	4.21	**$ 420**	**$ 431**	**$ 444**
66"	**RFDRWSC66**	13	4.58	**$ 428**	**$ 439**	**$ 452**
72"	**RFDRWSC72**	14	4.96	**$ 459**	**$ 470**	**$ 483**

How to specify —

Select the Model Number from above.

									.

1st Option:

Paint:

P1 P2 P3

See page 336 for selections and color codes.*

Examples:

HAT to Panel Brackets

HAT to Panel Bracket Pricing

For specification information see pages 359-360.

GSA SIN 33721

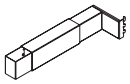

ABKTR

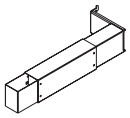

ABKTL

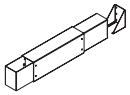

AGBKT

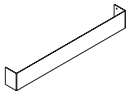

AGBKTMP

Description	Model	List Price
HAT to Panel Bracket T-leg RH	**ABKTR**	$ 250
HAT to Panel Bracket T-leg LH	**ABKTL**	$ 250
HAT to Panel Bracket C-leg RH	**ABKCR**	$ 250
HAT to Panel Bracket C-leg LH	**ABKCL**	$ 250
HAT to Gallery Panel Bracket T-leg	**AGBKT**	$ 250
HAT to Gallery Panel Bracket C-leg	**AGBKC**	$ 250
HAT to Gallery Panel Install Template *(Black only, code P)*	**AGBKTMP**	$ 61

How to specify —	*1st Option:*
Select the Model Number from above.	**Paint (if applicable):**

A .

Accessories

Worksurface Mounted Rail and Accessories

For specification information see page 361.

GSA SIN 33721



Description	Model	List Price P1	P2	P3
Accessories Rail — Worksurface Mounted				
12"W	U912WTR S	$ 116	$ 123	$ 127
18"W	U918WTR S	$ 124	$ 131	$ 135
24"W	U924WTR S	$ 142	$ 149	$ 153
30"W	U930WTR S	$ 159	$ 169	$ 176
36"W	U936WTR S	$ 180	$ 190	$ 197
42"W	U942WTR S	$ 195	$ 205	$ 212
48"W	U948WTR S	$ 205	$ 219	$ 224
54"W	U954WTR S	$ 214	$ 229	$ 233
60"W	U960WTR S	$ 225	$ 241	$ 247
66"W	U966WTR S	$ 270	$ 286	$ 292
Rail Mounted Accessories				
Phone/Tablet Stand — 6½"H x 4¼"W	U9TM S	$ 175	$ 187	$ 197
Pencil Holder — 2½"H x 6"W x 3"D	U9TP S	$ 106	$ 116	$ 123
Shelf — 8"W x 4½"D; 2½" above top of worksurface	U9TS S	$ 128	$ 140	$ 150
Vertical Paper Tray — 12"H x 1⅜"W x12"D	U9TF S	$ 192	$ 204	$ 214
Cord Organizer				
4"W x ⅞"D Metal with 4 cable cutouts	U9WTC S	$ 190	$ 198	$ 205
Universal Hook (Black only)				
Package of 2	AGSAUHK S	$ 128	—	—

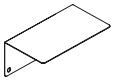

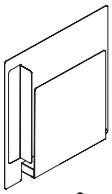

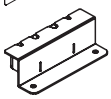

ALTITUDE

How to specify —

Select the Model Number from above.

1st Option:

Paint:

P1 P2 P3

See page 336 for selections and color codes.*

U 9 _____ . ___

Examples: **U912WTR.PR6** **U9TF.P7G** **AGSAUHK.P27**

S *Shippable by small-package carrier.*

Notes

Notes

Notes

Extensions™

GSA Reference Page

Extensions — Introduction

Extensions accessory line by Allsteel is designed to help you create your own space.

- **Create a unique space**

  Each person is unique, no one person works exactly like another, and different tasks require different tools. Extensions work tools allow each person the ability to create a unique environment that is all their own. Lots of paper to manage? Need active files within arm's reach? Want to maximize your worksurface space? Need light somewhere other than below a cabinet? Whatever the task, we have the tools to accommodate your workstyle.

- **Create a comfortable space**

  With a full line of organization, ergonomic, and illumination tools, Extensions allow you to create a comfortable, ergonomic work area. Organization tools keep important items visible and within your reach. Ergonomic tools help you stay comfortable while working. Illumination tools allow you to put your light where it suits you.

- **Create an organized space**

  Tired of all the piles of paper building up on your worksurface? Organization tools house your materials and keep them in an orderly fashion. With a combination of hanging or freestanding organizational accessories, Extensions let you manage everything from binders to paper clips.

- **Organization tools**

  Work tools are a durable metal construction. Extensions allow you to manage your workspace smartly with tools like the phone caddy to elevate the phone off the worksurface, landscaped mail box trays to minimize worksurface intrusion, folder holders and tool box pencil holders that hang off the slat rail and each other.

  Increase your efficiency with organization!

- **Ergonomic tools**

  Ergonomics is more than just comfort, it's flexibility and safety. The adjustable keyboard options allow users to maintain and vary comfortable wrist and arm positions throughout the day, whether typing or mousing. Monitor Arms offer versatile adjustability while providing optimum comfort for the eyes, neck, and shoulders.

- **Illumination tools**

  Sleek and flexible, our lighting components offer you several choices. Recessed task lights conserve space and feature electronic ballast for longer bulb life and cooler operating temperature. LED tasklights' slim design blends in with its surrounding while utilizing energy-efficient LED technology. The Link light offers award-winning style to a highly versatile and energy efficient light.

Articulating Keyboard Supports			
Features	**Model AKTSHORT**	**Model AKTLONG**	**Model AKTMID**
	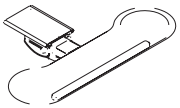	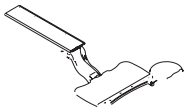	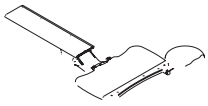
Keyboard Support	Platform style 28"W x 8"D	Platform Style 19"Wx11"D	Platform Style 19"Wx11"D
Keyboard Support Material	Phenolic	Phenolic	Phenolic
Suspension	• Nylon glides on lubricated slide track • Intuitive lift and lock one touch height adjustment	Lubricated slide track system: spring assisted	Lubricated slide track system: spring assisted
Platform Rotation	360 degrees	360 degrees	360 degrees
Platform Tilt	+10/-20 degrees	+10/-20 degrees	+10/-20 degrees
Platform Tilt Adjustment	Soft touch lever for precise tilt adjustment	Convenient tilt wheel assists desired tilt angle	Convenient tilt wheel assists desired tilt angle
Platform Height Adjustment Range	6⅜" (1⅛" above / 5¼" below)	12½" (7" above to 5½" below)	8" (3" above / 5" below)
Platform Height Adjustment	Lift platform to raise, lift slightly and tilt back to lower	Lift platform to raise, lift slightly and tilt back to lower	Lift platform to raise, lift slightly and tilt back to lower
Palm Rest	Detachable leatherette-covered gel palm rest	Fabric covered gel palm rest	Fabric covered gel palm rest
Mouse Pad	In-line to accommodate mouse on same level as keyboard.	Circular, swivel, tilt, LH/RH mounting, mouse catcher, gel rest	Circular, swivel, tilt, LH/RH mounting, mouse catcher, gel rest
Microsoft Natural Compatible	No	Yes — by removing palm rest	Yes — by removing palm rest
Track Depth	8"	23"	21"
Required Mounting Clearance	20"W x 8"D x ¼" Recess	19"W x 23"D + ¼" Recess	19"W x 23"D + ¼" Recess
Adjustable Wrist Rest	No	Fixed mounting and height	Fixed mounting and height
Ideal For	• Straight worksurfaces • ADA/HFES compliance • Extensive adjustability with mouse in line, mouse over or mouse forward of keyboard • Height-Adjustable Table	• Corner worksurface applications • Sit to stand applications	• Shallow worksurfaces • Corner worksurface (17" or 21") • Radius worksurface (42" or 48")
Additional Information		• Track can be cut in the field to shorten track depth — may affect ability to fully recess platform	• Track can be cut in the field to shorten track depth — may affect ability to fully recess platform

AKTSHORT Keyboard Support (page 385)

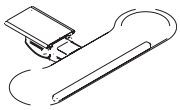

- Lift and lock intuitive height adjustment.
- Compatible with Altitude Height Adjustable Tables
- Positive and negative tilt for best ergonomic positioning.
- +10°/-20° tile adjustment and 360° rotation provides support of neutral position of shoulders, arms and wrists while accommodating multiple working postures.
- Surpasses ANSI/BIFMA standards.
- Black powder coat finish.
- Patented secondary slide and unique arm design provide minimal footprint.

AKTMID and AKTLONG Keyboard Support (page 385)

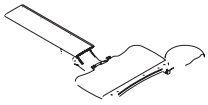

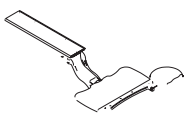

- Lift and lock intuitive height adjustment.
- Positive and negative tilt for the best ergonomic positioning.
- +10°/-20° tilt adjustment and 360° rotation provides support of neutral position of shoulders, arms, and wrists while accommodating multiple working postures.
- Non-handed mouse tray can be moved from right hand to left hand side.
- Surpasses ANSI/BIFMA standards.
- Black powder-coat finish.

Keyboard Spacer Kit (page 385)

- Keyboard Spacer Kit required for mounting under Altitude worksurfaces.
- Kit provides ten spacers and hardware for mounting keyboard supports beneath an external worksurface support channel.
- Spacers are 2⅛"H providing more room beneath surface for mounting.

CPU Hammock (page 385)

- Features 360-degree swivel with an 11" track.
- Load capacity is 75 lbs.
- CPU must be minimum of 3¼"W with maximum dimension of 64" in perimeter.
- Handy adjustment tool stores within unit.
- Safety feature prevents accidental release of straps and straps can be adjusted while CPU is installed.
- Can be used on Height Adjustable Tables as long as it is attached with spacer model AKMH. Take into account required leg room for users.

Extensions™

For specification information see page 384.

GSA SIN 33721

	Description	Model	List Price
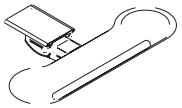	**Compact Keyboard Support with 8" Track**		
	30"W x 13"D	**AKTSHORT** S	$ 585
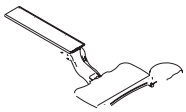	**STS Keyboard Support with 23" Track**		
	24"W x 12"D	**AKTLONG** S	$ 717
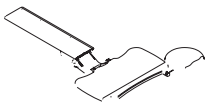	**Articulating Keyboard Support with 21" Track**		
	24"W x 12"D	**AKTMID** S	$ 616
	Keyboard Spacer Kit		
	10 – 2⅛"H Spacers and Hardware	**AKMH** S	$ 63
	CPU Hammock™ (Silver only)		
	360° swivel CPU holder with adjustable straps	**ACPU1** S	$ 418

	Description	Model	P1 Paint List Price	P2 Paint List Price	P3 Paint List Price
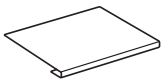	**Metal Corner Sleeve —** for use with Optimize™, Concensys®, and Terrace®				
	• Fits 1¼" thick square edge detail. (T-Mold worksurfaces) 22½"W leading edge x 18"D.	**AWCS**	$ 147	$ 152	$ 157

Edge Details

Model AWCS

How to specify —

Select the Model Number from above.

Examples: **AKMH** **ACPU1**

S *Shippable by small-package carrier.*

Extensions™

GSA Reference Page

Allsteel's tool rail works in conjunction with a variety of accessories. Modular accessories free up worksurface space and provide orderly storage that is well within reach. Units can be arranged and rearranged to respond to changing workflow. The work tools that attach to the tool rail are:

- Mail Box
- Folder Holder
- Phone Caddy
- Binder Bin
- Tool Box
- Clip Caddy™
- Sidebar™ Personal Shelf
- Paper Wave™
- Gripper Clip

Additional accessories that work with the **tool rail work tools** aesthetically are:

- Bookends
- Freestanding Mail Box

Coat hooks, marker boards and center drawers round out the organization offering.

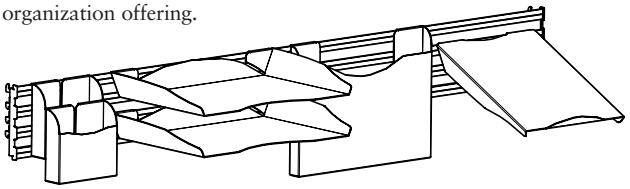

Tool rail, shown above, is height-adjustable in 1" increments using slots in panels or metal hutch. Tool rail shown with two tool boxes, two mail boxes, folder holder, and phone caddy. Folder holders and binder bins extend below a tool rail. Paper Wave and contents extend above a tool rail.

Tool Rails and Work Tools (page 389)
- Sturdy aluminum extrusion with steel support construction.
- Powder coated for durable finish.
- Use to hang Extensions tools. Cannot be used to support monitor arms.
- Suggested weight capacity not to exceed 80 lbs.
- Consideration needs to be given to height of tools and location of worksurfaces.
- For use with Terrace®, Concensys®, and Optimize™ systems.
- 5" high rail (widths coordinate with panels).
- Attachment via vertical reveals.
- Can be hung from wall track. Good solution for above copiers.
- Systems tool rail is off-modular — can be used on a panel of equal width or one size smaller.
- May span two panels of appropriate size, i.e., 60"W Tool Rail on two 30"W panels.

Tool Rail for Hutches (page 389)
- Will work on Universal, Terrace, Optimize, and Concensys system hutches produced after July 2, 2000 and Align™ metal hutches.
- Sturdy aluminum extrusion with steel support construction.
- Powder coated for durable finish.
- Use to hang Extensions tools. Cannot be used to support monitor arms.
- Suggested weight capacity not to exceed 80 lbs.
- Consideration needs to be given to height of tools and location of worksurfaces.

Mail Box (page 390)
- Holds standard letter-size paper and inter-office envelopes.
- Minimal horizontal intrusion.

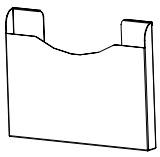

Folder Holder (page 390)
- Holds manila envelopes.
- Is capable of hanging on other folder holders to maximize space.
- Stores vertically for easy access to files.

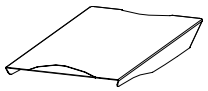

Phone Caddy (page 390)
- Holds telephone at optimum ergonomic angle.
- Wire management cut-outs.
- Accommodates standard phone sizes.

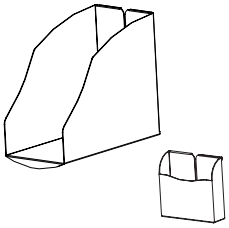

Binder Bin (page 390)
- Holds folders, binders, and manuals.

Tool Box (page 390)
- Holds pencils and other writing utensils, large post-it notes, and other desk top accessories.

Clip Caddy™ (page 390)
- Holds paper clips and other small objects.

Sidebar™ Personal Shelf (page 390)
- Holds office supplies and personal effects.

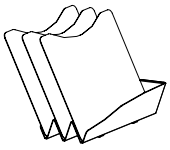

Paper Wave™ (page 390)
- Provides 3 fully divided slots for organizing files.
- Keeps papers from "bowing" at bottom.

Gripper Clip (page 390)
- Binds project papers together.
- Mounts to tool rail or tool tile.



Bookends (page 390)
- Can be used on shelves or in cabinets.
- Used to hold books, binders, and catalogs upright.

Freestanding Mail Box (page 390)
- Incorporates similar aesthetic to mounted Mail Box.
- Mounting brackets allow for free access from front and back.
- Sold in pairs of two; will stack up to eight high.
- Individual mail box dimension = 1¾"H.
- Stacking brackets are black.

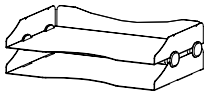

Coat Hook APMC6 (page 390)
- Hangs directly into slotted Terrace®, Optimize™, or Concensys® panel frame.
- Use for coat or bag.
- Package of six.
- Available in black only.

Power/Data Modules — Clamp On Worksurface (page 396)
- On-surface mounting option, fits on any worksurface with a 4" overhang.
- 6' Power cord. UL Listed.
- Includes adapters to allow use of commercially available data terminals or blanks to fill unused openings. Many of the AMP, AT&T, Krone, Leviton and most commercial data terminals can be used.

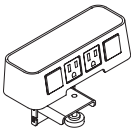

Power/Data Modules — Clamp On Worksurface (page 396)
- Worksurface clamp can be used on any surface with a 2½" overhang.
- Must be installed at time of initial worksurface installation if installing between a worksurface and panel.
- 6' Power cord. UL Listed.
- The USB hub allows simultaneous powering of 2 USB-A devices. The USB hub is a charger only, no ability to connect to a PC. The charging capacity is limited and may not charge all devices.
- Qi compatible wireless charging available on select models.

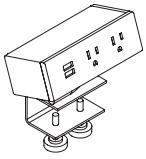

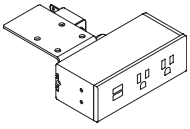

Power/Data Modules — Under Worksurface (page 396)
- Under surface mounting can be used on any surface with a 5" clearance.
- 6' Power cord. UL Listed.
- Hardware not included.

Worksurface Power/Data Module (page 396)
- Provides easy access to technology at primary worksurface.
- Mounts to edge of a worksurface and requires ⅜" gap. Consider whether ⅜" gap will work with layout.
- Must be mounted at time of initial worksurface installation if mounting between a worksurface and a panel. Maintaining ⅜" gap may not be possible with worksurfaces that are panel wrapped.

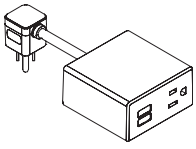

Miki Power Modules (page 396)
- Table top and undermount units.
- Hardware not included on undermount.
- 6' Power cord, UL Listed.
- 1 AC power and 1 dual USB configuration.

Vesta Mobile Power (page 396)
- 3 AC power simplex, 1 dual USB-A, 1 USB-C configuration.
- 10' Retractable power cord, UL Listed.
- Unit weighs 13 lbs.

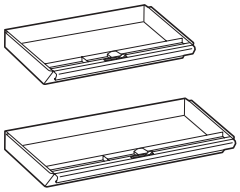

Metal Center Drawers (page 391)
- All metal center drawers feature pencil trays with three compartments for storage.
- Center drawers will not fit in center of 24"D worksurfaces which are wider than 60" due to location of center support bracket.
- For locking specifications, see pages 402-404.
- Ball-bearing slide suspension.

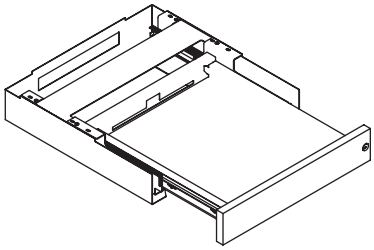

Laptop Drawer — U7WDA (page 391)
- Drawer body made of sheet metal.
- Drawer front made of ¾" particleboard with laminate on both sides and fused laser edge banding.
- Core removable lock is located on right side drawer front
- 17⅝"W x 18"D x 3⅜"H Outside (interior 13"W x 16"D x 1⅞"H)
- Minimum surface depth is 21" for surfaces not using an external stiffener; and 27" for surfaces using an external stiffener.
- Drawer extends 16"
- Maximum load: 45 lbs (functional BIFMA load)
- Drawer assembly and cover have cut out in back to allow for cables to exit drawer.
- Distance from floor to bottom of unit w/glides fully retracted is 24¾".
- Does not interfere with Further leg mounting plates so drawer can be placed directly next to either a system or table leg.
- When being placed next tower storage using the tower ell bracket (Z6LB) to support surface the drawer must be inset 3" to clear the ell bracket.
- Can be placed directly next to any support storage from any Allsteel product line (excluding towers).
- Flat brackets — drawer must be offset 3" from seam between surfaces to clear the bracket. See illustration at left.
- Can be used with rabbet edge worksurface models but there will be a larger reveal between surface and drawer.
- Can be used with knife edge worksurface models but reveal and depth need to be considered.

Flat Brackets

Front View

Top View

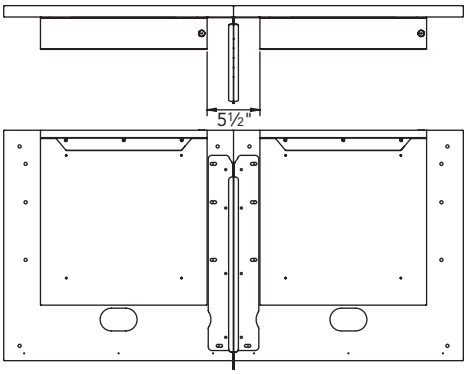

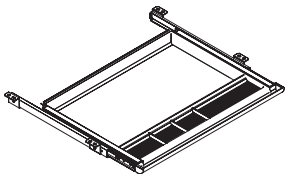

Polymer Center Drawer - ACD1 (page 391)
- 20½"W x 17"D x 2"H
- Available in black only
- Made from ABS.
- Minimum clearance for mounting: 23"W x 16¼"D x 2"H.
- Retracts on 16" ball-bearing slides.
- Can be used on worksurfaces with Height Adjustable Bases as long as it is attached with spacer model AKMH.
- Can store up to 25 lbs.

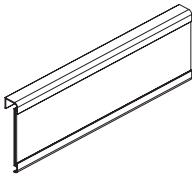

Name Plate (page 390)
- Comes in a 10-pack.
- Metal backer installs under a Terrace or Optimize top cap, can be used with frameless glass.
- Cover is a transparent polycarbonate insert.
- Full plate is 8½"W x 2⅜"H.

Extensions™

Organization Tool Rails

For specification information see pages 386-387.

GSA SIN 33721



Description	Model	P1 Paint List Price	P2 Paint List Price	P3 Paint List Price
5"H Tool Rails — for Panels				
24"W	EASR24 S	$ 259	$ 295	$ 329
30"W	EASR30 S	$ 274	$ 310	$ 344
36"W	EASR36 S	$ 286	$ 322	$ 356
42"W	EASR42 S	$ 299	$ 335	$ 369
48"W	EASR48 S	$ 307	$ 343	$ 377
60"W	EASR60 S	$ 362	$ 398	$ 432



5"H Tool Rails — for Metal Hutches				
36"W	EAHSR36 S	$ 286	$ 321	$ 354
42"W	EAHSR42 S	$ 299	$ 334	$ 367
48"W	EAHSR48 S	$ 307	$ 342	$ 375
60"W	EAHSR60 S	$ 362	$ 397	$ 430
66"W	EAHSR66 S	$ 373	$ 408	$ 441
72"W	EAHSR72 S	$ 402	$ 437	$ 470

How to specify —

Select the Model Number from above.

1st Option:

Paint:

P1 P2 P3

See page 14 for finishes.

	.	P

Example: **EASR36.P02**

S *Shippable by small-package carrier.*

Extensions™

For specification information see pages 386-387.

GSA SIN 33721

Description	Model	P1 Paint List Price	P2 Paint List Price	P3 Paint List Price
Mail Box				
9"D x 15"W	EAPT S	$ 128	$ 147	$ 162
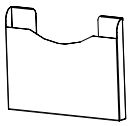 **Folder Holder**				
9"H x 12"W	EAFS S	$ 131	$ 150	$ 165
Phone Caddy				
9"W x 11"D	EATS S	$ 160	$ 179	$ 194
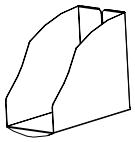 **Binder Bin**				
8½"H x 5¼"W x 10"D	EABS S	$ 128	$ 147	$ 162
Tool Box				
5"H x 5¼"W x 1½"D	EADH S	$ 102	$ 121	$ 136
Clip Caddy™				
2"H x 7"W x 3½"D	EAAC S	$ 91	$ 110	$ 125
Sidebar™ Personal Shelf				
2"H x 21"W x 7"D	EAPS S	$ 131	$ 150	$ 165
 **Paper Wave™**				
Tray size: 2½"H x 6"W x 10"D Dividers: 9½"H x 9"W	EASS S	$ 183	$ 202	$ 217
Gripper Clip				
Package of 2 — 5"W x 2"H	EAPC (*De-emphasized*) S	$ 131	$ 150	$ 165
Freestanding Mail Box (specify paint color)				
Pair — 4⅞"H x 13¾"W x 9"D	EAFT S	$ 263	$ 282	$ 297
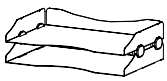 **Coat Hooks** (black only)				
Package of six	APMC6 S	$ 128	N/A	N/A
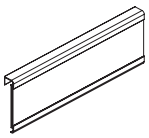 **Panel Name Plate**				
Package of 10	EACS S	$ 349	$ 368	$ 383

Note: Not for use on tool tile or rail, name plate installs under top cap on Terrace and Optimize.

How to specify —

Select the Model Number from above.

1st Option:

Paint:

P1 P2 P3

See page 14 for finishes.

[ ][ ][ ][ ] . P[ ][ ]

Examples: **EAPT.P4J** **APMC6.P**

S *Shippable by small-package carrier.*

Extensions™

For specification information see pages 387-388.

GSA SIN 33721

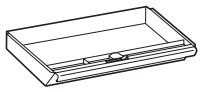

Angled front

Description	Model	List Price P1	P2	P3
Metal Center Drawer w/Lock				
19"W x 14¾"D x 3"H • 12" drawer extension (3/4). • Inside drawer dimension: 19"W x 13"D x 2⅜"H. • Minimum clearance for mounting: 21¾"W x 19¼"D.	**CSDC19** S	**$ 296**	**$ 317**	**$ 335**

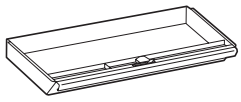

Angled front

24¾"W x 14¾"D x 3"H • 12" drawer extension (3/4). • Inside drawer dimension: 24½"W x 13½"D x 2⅜"H. • Minimum clearance for mounting: 27⅜"W x 19¼"D.	**CSDC25** S	**$ 304**	**$ 325**	**$ 343**

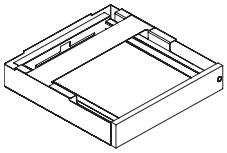

Laptop Drawer — Locking, laminate front, metal case				
17⅞"W x 18"D x 3⅜"H • 16" drawer extension • Inside drawer dimensions: 13"W x 16"D x 1⅞"H • Minimum clearance for mounting: 17⅝"W x 21"D x 3⅜"H (see illustration)	**U7WDA** S	**$ 1699**	**$ 1721**	**$ 1739**

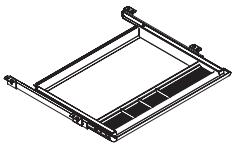

Polymer Center Drawer				
20½"W x 17"D x 2"H • 11½" extension • Minimum clearance for mounting: 23"W x 16¼"D x 2"H	**ACD1**	**$ 236**	**N/A**	**N/A**

How to specify — **Select the Model Number from above.**	*1st Option:* **Laminate** *(Laptop drawer front if applicable)*:	*2nd Option:* **Edge** *(Laptop drawer edge if applicable)*:	*3rd Option:* **Paint** *(If laptop drawer, list exterior case color here)*:	*4th Option:* **Paint** *(Interior of laptop drawer if applicable)*:	*5th Option:* **Lock** *(if applicable)*:	*6th Option:* **Lock or Tech Module Color** *(if applicable)*:
	See page 36 for finishes.	See page 36 for finishes.	See page 14 for finishes. Power Data Module PR6 Silver.	See page 14 for finishes.	**STD** Standard **OMT** Omit (Deduct $20)	**EL** Silver (Lock)

Example: **U7WDA.LM11EV.P27.PR6.STDEL**

S *Shippable by small-package carrier.*

Allsteel Extensions offers Illumination in three styles — Undercabinet LED Light, Wand Light, and Splitty Light.

Recessed Undercabinet LED Light

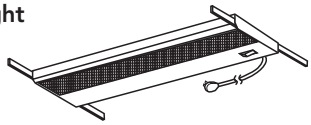

Recessed task lights conserve space and provide an efficient solution for illuminating the workplace. All models are equipped with LED strips.

Recessed task light models mount under storage cabinets or shelves to provide optimal space utilization. Models are available in two styles and three sizes to correspond with the width of the cabinet or shelf. Task lights with a fused plug are available to meet Chicago electrical code.

Undercabinet LED Light

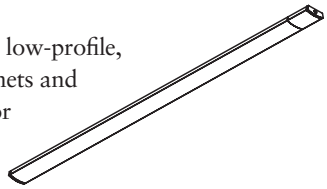

The Undercabinet LED Light is a low-profile, linear solution for overhead cabinets and shelves and is an ideal solution for painted wood storage. It utilizes energy-efficient LED technology which provides a long life. The Undercabinet LED Light provides the opportunity to mount the fixture where light is needed most.

The Undercabinet LED Light features a metal trough reflector with diffuser lens. The light has a sleek ½" thick profile and provides two options for mounting, either magnetically or with hardware. Undercabinet LED Lights can be daisy-chained.

Optional undercabinet occupancy sensor is available which will automatically turn off the fixture after 30 minutes of no detection and back on immediately as the user re-enters the detection range using Passive Infrared (PR) sensor technology. Unit features 360° lens with 90° outward detection angle, providing a 36" coverage diameter at 18". Occupancy sensor comes with connector and is required to be connected in the sequence shown below. Connect occupancy sensor to a light, or first light in daisy chain to control all linked lights.

CONNECTION SEQUENCE*

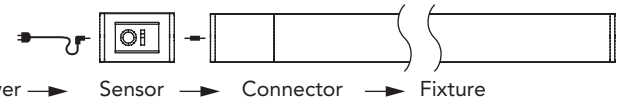

*Cannot deviate from this sequence

Recessed Task Lights (page 394)

- Black Metal Construction with 9' long black cord attached to right rear corner of the fixture.
- LED strip comes installed within light.
  –50,000 hour life span
  –120V-277V
  –CCT 4000K
  –CRI 80+
- Includes 4 cord retainer clips.
- Shorter width models can be used on wider overheads, shelves and hutches.
- On/Off switch provides individual control of tasklight within the workstation.
- Daisy chain models require a master control model — 10 fixtures maximum.
- RECOMMENDATION: Provide a separate circuit for task lights to ensure proper, long-term operation.

Undercabinet LED Lights (page 394)

- Low profile energy-efficient LED task light for use with overhead storage cabinets and shelves.
- 20W power supply for 10W 17" unit (.166 amps).
- 20W power supply for 20W 31" unit (.166 amps).
- 60W power supply for daisy-chain starter units (.5 amps). Must order one starter unit for each daisy-chain application.

LED Light Combinations Must Not Exceed 60W in Combination	Power Usage
6X 17"	60W
3X 31"	60W
1X 31" + 4X 17"	60W
2X 31" + 2X 17"	60W

- The combinations that could max out 60W are featured above. *Daisy chained units have a power limit of 60W from one power entry. 17W units use 10W and 31W units use 20W.*
- Specify up to 5 additional 17" interconnect units (ALED17UJMP30) to daisy-chain together with 17" daisy-chain starter fixture (ALED17U60).
  Example: Daisy-chain 4–17" undercabinet LED lights:
  Specify: 1 ALED17U60
  Specify: 3 ALED17UJMP30 with 10" jumper cord
- Specify up to 2 additional 31" interconnect units (ALED31UJMP30) with 10" jumper cords to daisy-chain together with 31" tasklight (ALED31U60); or 17" daisy-chain starter fixture (ALED17U60).
- 3500K color temperature.
- 131 footcandles at 18" on ALED31U; 76 footcandles at 18" on ALED17U.
- Magnetic or screw-mount option — attachment hardware included.
- On 20 watt models, power drive is attached to plug: allow 1⅞"D space at outlet.
- On 60 watt models, power drive brick is in center of cord.
- Includes 3 cord retainer clips.
- Meets California Title 24 Energy Efficiency Standards.
- "Instant On" switch with infinite dimming cycle from 100% to 15% with the last state memory, allowing the user to set their desired level of lighting.
- Fixture automatically turns off after 10 hours of use to reduce unwanted energy use.
- Optional occupancy sensor automatically turns off all interlinked fixtures after 30 minutes of no detection and back on immediately when detection is found.

Overhead Length	Suggested LED Sizes
24	17
30	17
36	17
42	31
48	17 + 17
60	31 + 17
72	31 + 31
Note: LED lights may need to be positioned along length properly to allow jumping to additional overheads. Suggested sizes above are recommendations for single overheads to provide as much light along length of overhead as possible.	

The suggested sizes factor in 4 inches of room for the power inlet and occupancy sensor (optional).

Wand™ Task Light

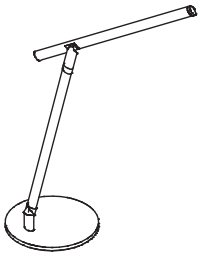

Wand freestanding task light offers a clean, simple design along with powerful LED technology to illuminate the workspace. The swivel base and arm tilt allow users to position the light just where they need it. The 7.7 watt LED light offers efficiency and long life, providing up to 25 years of daily use. The slim, sleek design makes it easy to integrate into any workspace. Wand task light is 97% recyclable. Occupancy sensor and/or charging models available.

Splitty Task Light

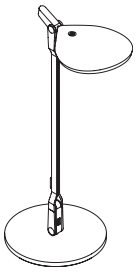

Splitty's organic and modern design compliments the workstation while also bringing rich features to the user. In addition to illuminating the space, Splitty can also be a teleconferencing tool through Splitty's 360-degree light head adjustment and soft touch, continuous dimming. Integrated charging allows for small personal device charging crucial to the modern worker's workplace toolkit while minimizing clutter within the station. Optional clamp or tool tile mounts available as accessories.

Wand LED Freestanding Task Light (page 395)

- Available in Silver or White. 9'4" cord is Silver.
- Full range dimming from 100% – 10% with last state memory.
- Uses 5W at highest setting and as low as 1 watt at its lowest setting, providing 75 to 12.7 footcandles of light, respectively (16" above worksurface).
- 7½" round swivel base and 16½"H tilt arm allow versatile positioning of the 13" lampshade.
- Designed for 50,000 hours of life.
- Color Temperature: 3500K. Color Rendering Index (CRI): 80.
- Materials: aluminum arm and lampshade, steel base.
- Weight: 4.4 lbs. 97% recyclable, 76% post-consumer.
- Certifications: UL and CUL. TAA compliant.
- Occupancy sensor available with automatic shut-off after 15 minutes if no motion is detected.
- USB model features USB-A (1), USB-C (1) charging within base of unit.
- USB model also features occupancy sensor. 7.5W (A) & 18W (C) power consumption.

Splitty Task Light (page 395)

- Available in Silver, White, or Black (accessories available in silver only).
- Cord is 12' long.
- Cord is silver when black or silver finish specified, white when white light is specified.
- Soft touch on/off, dimming.
- Continuous dimming (100% – 3%) with last state memory.
- 5.8W of energy consumption. 7W at highest setting, 0.6W at lowest.
- 5" 360-degree swivel light head, 6.54" round swivel base and 17"H arm. Arm has full 180 degree rotation and 360 degree swivel.
- Designed for 60,000 hours of life.
- Color Temperature: 3500K, Color Rendering Index: 90.
- Materials: aluminum, plastic.
- USB-A has 5W of power consumption.
- USB-A (1) charging at bottom of light arm stem. Charging feature compatible for any mounting method.
- Clamp mount compatible with surfaces ¼" – 2¼" thick.
- Tool tile mount has 1⅛" adjustment range, minimum slot height of 5/16".

For specification information see pages 392-393.

Open Market / GSA SIN 33721 (as noted)

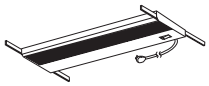

Open Market

Description	Watt Usage	Model	List Price
Recessed Task Lights (Black only) — Use recessed under overhead cabinets, storage shelves, or hutches, comes with cord retainer clips			
Task Light for 24"W	10	**A870824** S	$ 429
Task Light for 30"W and 36"W	14	**A870830** S	$ 433
Task Light for 42"W and 48"W	21	**A870842** S	$ 468
Task Light for 60"W, 66"W, and 72"W	28	**A870860** S	$ 506
Recessed Task Lights (Black only) — With fused plug (satisfies Chicago electrical code)			
Task Light for 24"W	10	**A870824CH** S	$ 553
Task Light for 30"W and 36"W	14	**A870830CH** S	$ 564
Task Light for 42"W and 48"W	21	**A870842CH** S	$ 600
Task Light for 60"W, 66"W, and 72"W	28	**A870860CH** S	$ 634

Note: See below for GSA Approved Task Lights.

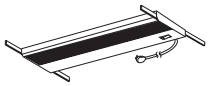

GSA SIN 33721

GSA Recessed Task Lights — Use recessed under overhead cabinets, storage shelves, or hutches			
Base Models — Stand Alone			
Task Light for 24"W	15	**GS870924** S	$ 548
Task Light for 30"W and 36"W	17	**GS870930** S	$ 566
Task Light for 42"W and 48"W	25	**GS870948** S	$ 608
Task Light for 60"W, 66"W, and 72"W	32	**GS870960** S	$ 651

GSA SIN 33721

Cord Retainer Clips (Black only)			
Bag of 50 clips		**AAPACM2** S	$ 54



GSA SIN 33721

LED Undercabinet Light (white end caps)			
17" Task Light w/20 watt power supply for 24"W or wider overhead		**ALED17U** S	$ 1014
17" Task Light w/60 watt power supply for daisy chain		**ALED17U60** S	$ 1110
17" 10 watt Interconnect Task Light w/10" Jumper Cord		**ALED17UJMP30** S	$ 783
31" Task Light w/20 watt power supply 36"W or wider overhead		**ALED31U** S	$ 1522
31" Task Light w/60 watt power supply for daisy chain		**ALED31U60** S	$ 1604
31" 20 watt Interconnect Task Light w/10" Jumper Cord		**ALED31UJMP30** S	$ 914
Undercabinet Occupancy Sensor 2⅜"W + 1"W Connector		**ALEDOCC***	$ 617

*Undercabinet Occupancy Sensor works with LED Undercabinet lights shipped after 11/1/2013.

GSA SIN 33721

How to specify —	*1st Option:*
Select the Model Number from above.	**Cord Retainer Clip Color:** Black only.

_ _ _ _ _ _ _ _ . P 2 7

Examples: **A870824 A870824CH GS870924 AAPACM2.P27 ALED17U**

S *Shippable by small-package carrier.*

BACK

Extensions™

Illumination — Task Lighting

For specification information see pages 392-393.

Open Market / GSA SIN 33721

GSA SIN 33721

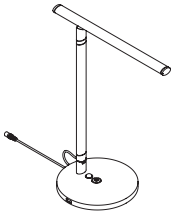

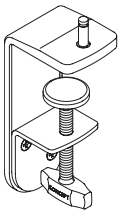

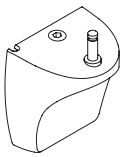

Description	Model	List Price
Wand™ LED Task Light (Silver or White)		
Freestanding LED Task Light	**WANDFS**	**$ 494**
Freestanding LED Task Light (Occupancy Sensor)	**WANDFSOC** S	**$ 702**
Freestanding LED Task light (Occupancy Sensor & Charging)	**WANDFSUSB**	**$ 732**
Splitty Task Light (Silver, White, or Black)		
Freestanding LED Task Light (Charging)	**PRFTSKFS**	**$ 669**
Clamp Mount (Silver only)	**PRFTSKCL**	**$ 77**
Tool Tile Mount (Silver only)	**PRFTSKTR**	**$ 77**

How to specify —

Select the Model Number from above.

1st Option:

Color (for Splitty):

SVR Silver
WHT White
BLK Black

(for Wand LED):

SVR Silver
WHT White

Example: **WANDFS.WHT**

S ***Shippable by small-package carrier.***

Frame & Tile Panel Systems – 03/2023

allsteeloffice.com | 395

EXTENSIONS

Extensions

For specification information see page 387.

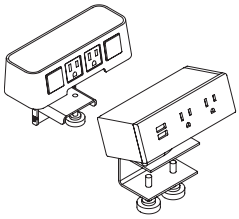

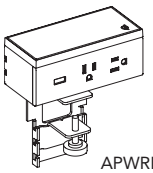

APWRMOD2Q

Description	Model	List Price
Power/Data Modules — Worksurface Clamp		
Dome — 2 Power, 2 Open Data with faceplate adapters (**FOG** Fog only)	**ACOMDOME2**	**$ 500**
2 Power, 2 USB (**SNW** Snow or **STRM** Storm)	**APWRMOD2WC**	**$ 689**
3 Power (**SNW** Snow or **STRM** Storm)	**APWRMOD3WC**	**$ 530**
2 Power, 1 Dual USBA, Qi Power Module	**APWRMOD2Q**	**$ 760**

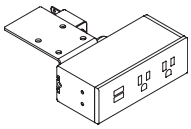

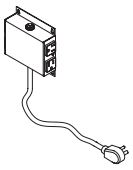

Power/Data Modules — Under Worksurface Mount		
2 Power, 2 USB (**SNW** Snow or **STRM** Storm)	**APWRMOD2UWM**	**$ 689**
3 Power (**SNW** Snow or **STRM** Storm)	**APWRMOD3UWM**	**$ 530**
4 Power Quad Tap (10' cord)	**UNQTMP**	**$ 442**

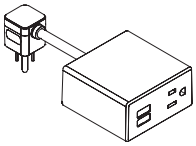

Miki		
1 Power, 1 USB Table Top	**APWRMOD1TT**	**$ 304**
1 Power, 1 USB Under Worksurface Mount	**APWRMOD1UWM**	**$ 304**



Worksurface Power/Data Module (PR6 Silver only)		
2 Simplex receptacles, 1 data position	**A870302**	**$ 383**

Vesta		
3 Power Vesta – Corded	**AVSTA3PWR**	**$ 1941**

How to specify —

Select the Model Number from above.

1st Option:

Color Option 1:

FOG Fog
SNW Snow
STRM Storm
BLK Black

2nd Option:

Color Option 2 *(if applicable)*:

FOG Fog
SNW Snow
STRM Storm
BLK Black

Example: **ACOMDOME2.FOG**

Notes

Accessories

Working with Pivot Monitor Arms

Open Market / GSA Reference Page

PIVOT MONITOR ARMS	Standard Dynamic Single	Standard Dynamic Dual	Heavy Duty Dynamic Single	Heavy Duty Dynamic Dual with Crossbar
Allsteel Model:	AMASTS	AMASD	AMASHD	AMADHD
Features:	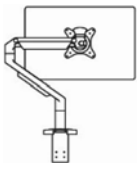	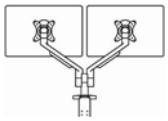	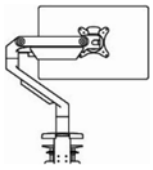	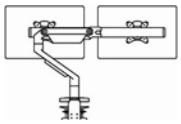
Price	$464	$936	$798	$1104
Colors	Black and Silver	Black and Silver	Black and Silver	Black and Silver
Monitor Rotation	180°	180°	180°	180°
Monitor Extension	18.75"	18.26"	20.75"	23"
Monitor Tilt Adjustment	+25°/-25°	+25°/-25°	+25°/-25°	+25°/-25°
Arm Height Adjustment	8.4" to 19"	9.6" to 20.1"	8.5" to 20"	8.5" to 20"
Weight Capacity	6.2 to 17 lbs.	6.2 to 17 lbs. per Arm	8 to 35 lbs.	17.5 lbs. per VESA Plate
Mounting Option	Grommet and Clamp Mounts	Grommet and Clamp Mounts	Grommet and Clamp Mounts	Grommet and Clamp Mounts
360° Lockout Feature	Yes	Yes	Yes	Yes
VESA Compatibility	75mm and 100mm	75mm and 100mm	75mm and 100mm	75mm and 100mm
Pole Height	N/A	N/A	N/A	N/A
Maximum Width per Monitor*	N/A	25"	N/A	25"
Worksurface Clamp Requirements	⅞" to 2" Thick	⅞" to 2" Thick	⅞" to 2" Thick	⅞" to 2" Thick
Worksurface Grommet Clamp Requirements	⅞" to 2" Thick/Hole Diameter 3⁄16" to 2"	⅞" to 2" Thick/Hole Diameter 3⁄16" to 2"	⅞" to 2" Thick/Hole Diameter 3⁄16" to 2"	⅞" to 2" Thick/Hole Diameter 3⁄16" to 2"
Environmental Info	94% Recycled Content	94% Recycled Content	94% Recycled Content	94% Recycled Content

*Use of APACSM Slider Model will allow for wider monitor capabilities

Pivot Standard Weight Monitor Arms

- Adaptable and adjustable to user preference the Pivot monitor arm offers a slim and refined design coupled with easy fingertip adjustment.
- Multiple points of adjustment including 360 degree swivel with optional 180 degree lockout, 18.75" extension, and 10" of height adjustment.
- Monitor tilts +25/-25 degrees.
- Standard weight arms utilize a tension spring that allows for effortless adjustment of monitors to proper ergonomic positions.
- Tension adjustment at multiple points allows for proper adjustment for monitors weight between 6-17 lbs.
- Model includes grommet and worksurface mounting options.
- Desk clamp mounts require ⅞" –2" thick surfaces; grommet mount requires hole diameter of 3⁄16" to 2" wide and accommodates up to 2" thick surfaces.
- Integrated cable management included with each model. Black models ship with all black cable management pieces, Silver models ship with grey wire management but optional white pieces ship in the box and can be installed on site.
- Dual monitor arm supports up to 25" wide monitors. Wider monitors may require use of optional slider mount model.
- Pivot arms are VESA 75mm and 100mm compatible.
- Quick release feature simplifies monitor installation and changes.

Pivot Slider Mount

- Provides 11.8" of horizontal movement.
- Allows for wider monitors to be used on dual monitor arms and sit flush side by side.
- Not compatible with Pivot Heavy Duty Series.

Pivot Heavy Duty Series

- Adaptable and adjustable to user preference the Pivot monitor arm offers a slim and refined design coupled with easy fingertip adjustment.
- Multiple points of adjustment including 360 degree swivel with optional 180 degree lockout, 20.75" extension, and 12" of height adjustment.
- Monitor tilts +25/-25 degrees.
- Tension adjustment at multiple points allows for proper adjustment for monitors weight between 8-35 lbs.
- Model includes grommet and worksurface mounting options.
- Desk clamp mounts require ⅞" –2" thick surfaces; grommet mount requires hole diameter of 3⁄16" to 2" wide and accommodates up to 2" thick surfaces.
- Integrated cable management included with each model. Black models ship with all black cable management pieces, Silver models ship with grey wire management but optional white pieces ship in the box and can be installed on site.
- Dual monitor arm supports up to 2 monitors weight 4-17.5 lbs each.
- Pivot arms are VESA 75mm and 100mm compatible.
- Quick release feature simplifies monitor installation and changes.

Accessories

Working with Pivot Monitor Arms

Open Market / GSA Reference Page

PIVOT MONITOR ARMS	Dynamic Single Post	Dynamic Dual Post	Triple Fixed Post
Allsteel Model:	APASD	APADD	APATF
Features:	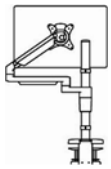	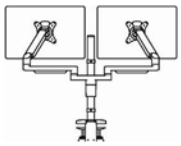	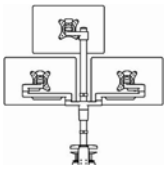
Price	$628	$879	$1110
Colors	Silver	Silver	Silver
Monitor Rotation	180°	180°	180°
Monitor Extension	21"	21"	23"
Monitor Tilt Adjustment	+25°/-25°	+25°/-25°	+25°/-25°
Arm Height Adjustment	10.6"	10.6"	N/A
Weight Capacity	6.2 to 17 lbs.	6.2 to 17 lbs. per Arm	17 lbs. per arm
Mounting Option	Grommet and Clamp Mounts	Grommet and Clamp Mounts	Grommet and Clamp Mounts
360° Lockout Feature	Yes	Yes	Yes
VESA Compatibility	75mm and 100mm	75mm and 100mm	75mm and 100mm
Pole Height	17.7"	17.7"	27.5"
Maximum Width per Monitor*	25"	25"	25"
Worksurface Clamp Requirements	⅞" to 2" Thick	⅞" to 2" Thick	⅞" to 2" Thick
Worksurface Grommet Clamp Requirements	⅞" to 2" Thick/Hole Diameter 3/16" to 2"	⅞" to 2" Thick/Hole Diameter 3/16" to 2"	⅞" to 2" Thick/Hole Diameter 3/16" to 2"
Environmental Info	94% Recycled Content	94% Recycled Content	94% Recycled Content

*Use of APACSM Slider Model will allow for wider monitor capabilities

Pivot Post Series

- Adaptable and adjustable to user preference the Pivot monitor arm offers a slim and refined design coupled with easy fingertip adjustment.
- Multiple points of adjustment including 360 degree swivel with 21" extension and 10.6" of height adjustment.
- Monitor tilts +25/-25 degrees.
- Tension adjustment at multiple points allows for proper adjustment for monitors weight between 6.5-17 lbs per arm.
- Model includes grommet and worksurface mounting options.
- Desk clamp mounts require ⅞" –2" thick surfaces; grommet mount requires hole diameter of 3/16" to 2" wide and accommodates up to 2" thick surfaces.
- Integrated cable management included with each model. Silver color option with grey wire management only.
- Dual monitor arm supports up to 25" wide monitors. Wider monitors may require use of optional slider mount model.
- Single and dual models have a post height of 17.7"; Triple monitor model has a post height of 27.5".
- Pivot arms are VESA 75mm and 100mm compatible.
- Quick release feature simplifies monitor installation and changes.

Pivot Counterweight Kit

- Counterweight Kit to be used with monitors weighing less than 6 lbs.
- Gray color only.
- Counterweight weighs 1 lb. 6 oz.

Pivot Conversion Kits

- Kit allows user to transform single monitor arm (Standard, Heavy Duty, or Post) into Dual Arm configuration
- Available in black and silver, Post arm only available in silver
- Required wire management included
- Once assembled, will aesthetically emulate dual configuration of chosen arm

Accessories — Pivot Monitor Arms

For specification information see pages 398-399.

GSA SIN PENDING, GSA SIN 33721

	Description	Model		List Price
	Pivot Monitor Arms			
	Dynamic Single Monitor - Standard Weight	**AMASTS**	S	$ 464
	Dynamic Single Monitor - Standard Weight for GSA *Silver Only Open for order Fall 2020 – GSA SIN 33721.	**AMASTS-G**		$ 548
	Dynamic Single Monitor - Heavy Weight	**AMASHD**	S	$ 798
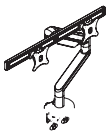	Dynamic Dual Monitor with Crossbar	**AMADHD**	S	$ 1104
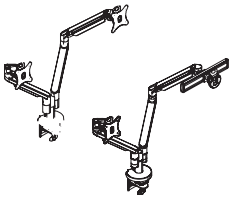	Dynamic Dual Monitor - Standard Weight	**AMASD**	S	$ 936
	Dynamic Dual Monitor - Standard Weight for GSA *Silver Only **Slider Mount included. Open for order Fall 2020 – GSA SIN 33721.	**AMASD-G**		$ 998
	Single Dynamic Post Arm *Silver Only	**APASD**	S	$ 628
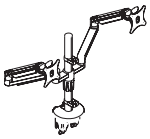	Double Dynamic Post Arm *Silver Only	**APADD**	S	$ 879
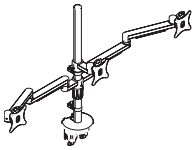	Triple Fixed Post Mount *Silver Only	**APATF**	S	$ 1110

How to specify —

Select the Model Number from above.

1st Option:

Select the Color:

SVR Silver
BLK Black

A _____ . ___

Example: **AMADHD.BLK**

S *Shippable by small-package carrier.*

Accessories — Pivot Monitor Arms

For specification information see pages 398-399.

Open Market

	Description	Model	List Price
	Pivot Monitor Arms		
	Monitor Arm Sliding Mount	**APACSM** S	$ 221
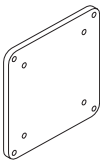	Monitor Arm Counterweight	**APACW** S	$ 52
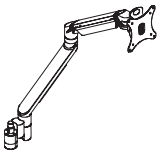	Pivot Monitor Arm Standard Single Conversion Kit	**AMASTSCK**	$ 520
	Pivot Monitor Arm Heavy Duty Single Conversion Kit	**AMASHDCK**	$ 454
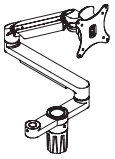	Pivot Single Post Arm Conversion Kit	**APASDCK**	$ 661
	*Silver Only		

How to specify —

Select the Model Number from above.

1st Option:

Select the Color:

SVR Silver
BLK Black

A _____ . _____

Example:

S ***Shippable by small-package carrier.***

Laterals, Pedestals and Storage, Painted Wood Storage

Standard Options

- Random Keying — The factory will assign key(s) arbitrarily using key numbers from chart below.
- Omit Lock Core — The factory will omit lock cores. Removable lock core kits with specific key number must be ordered to facilitate keying alike in the field.

Vertical Files

Standard Options

- Random Keying — The factory will assign key(s) arbitrarily (see below chart for key numbers).

Key Alike Process

- Order standard product which will be shipped with factory installed locks and random numbered cores.
- Order the appropriate quantity of like numbered cores required for each workstation or keyed area.
- Simply replace the factory installed core with the replacement cores after product has been installed.

Replacing Lock Cores

- Lock must be in the unlocked position.
- Insert core removal key and pull core straight out. (Reach units require rotating key 90° clockwise past unlocked position.)
- Insert new core with core removable key, hold core into lock and withdraw core removal key.
- Retain original core for future use.

	Random Keying	Omit Lock Core	Key Numbers	Lock Core Kit	Master Key
Align™ Laterals	X	X	101E-225E	ALKF23C*	AMKF22
Align New Low Credenzas, Towers, Pedestals ("YP" prefix models)	X	X	101E-225E	ALKF26EL	AMKF22
Align Old Pedestals (for New Pedestals after 11/2015 see above)	X	X	101E-225E	ALKF23C*	AMKF22
Align Old Towers (for New Towers after 2/2016 see above)	X	X	101E-225E	ALKF23C*	AMKF22
Align Metal Front Lockers	X	X	101E-225E	ALKF26EL	AMKF22
Align Laminate Front Lockers	X	X	101E-225E	ALKF23C*	AMKF22
Approach™ Desking and Storage	X	X	101E-225E	ALKF26EL	AMKF22
Center Drawer (CSDC19/25)	X	X	101E-225E	ALKF23C*	AMKF22
Essentials™ Laterals	X	X	101E-225E	ALKF23C	AMKF22
Essentials Overfile Cabinets	X	X	101E-225E	ALKF23C*	AMKF22
Essentials Pedestals	X	X	101E-225E	ALKF23C*	AMKF22
Essentials Personal Tower and Files	X	X	101E-225E	ALKF23C*	AMKF22
Further™ Laminate Storage	X	X	101E-225E	ALKF23C*	AMKF22
Hutches	X	X	101E-225E	ALKF23C*	AMKF22
Involve® Laminate Storage	X	X	101E-225E	ALKF23C*	AMKF22
Overheads (Flipper Door, including RTA)	X	X	101E-225E	ALKF23C*	AMKF22
Overheads (Receding Door)	X	X	101E-225E	ALKF23C*	AMKF22
Vertical Files A990/A940	X		101E-225E	ALKF23C*	AMKF22

*ALKF23C is chrome. Optional black core for wood casegoods is ALKF23CE4. Optional matte silver core is ALKF26EL.

Description	Model	List Price
Removable Lock Core Kits**	**Key Numbers 101E-225E**	
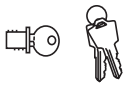 **Brushed Chrome** used on metal and painted wood casegoods product produced after 2/3/97; A980, A990, and A940 Series vertical files; Persona™ pedestals produced after 8/22/09; Reach® Storage units produced after 10/5/09; and receding door overheads produced after 8/1/10. Includes one core, two keys, one core removal tool, adapter and instructions	**ALKF23C** S	$ 29
Black used on veneer casegoods product. Includes one core, two keys, one core removal tool, adapter and instructions. Core matches manufactured lock on metal casegoods but Black core can be used with veneer and laminate product.	**ALKF23CE4** S	$ 29
Matte Silver used on Approach and Align metal credenzas, new pedestals, and new towers. Includes one core, two keys, one core removal tool, adapter, and instructions.	**ALKF26EL** S	$ 29
Master Key		
Open Market (One key) Available to authorized dealers only on faxed orders. Will open ALKF23C, LKF23C, ALKF23CE4, LKF23CE4, LKF24, LKF25EL, and LKF25E4 locks numbered 101E-225E.	**AMKF22** S	$ 30

HOW TO ORDER:

Note: Numbers 101E-225E are available. Orders without numbers specified will be keyed at random.

SAMPLE ORDER:

Quantity	Model	Color
6	ALKF23C	X121E
1	AMKF22	X

Brushed Chrome Removable Lock Core Kit* **	Key Numbers 101N-225N	
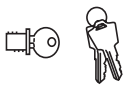 Includes one core, two keys, one core removal tool, adapter, and instructions	**ALKF23CN** S	$ 29
Master Key*		
Open Market (One key) Available to authorized dealers only on electronic orders.Will open ALKF23CN and LKF23CN locks numbered 101N-225N.	**AMF22** S	$ 30

N series lock cores (ALKF23CN) are a replacement part for legacy Allsteel products. N series lock cores were used in all Persona pedestals produced between January 1996 and August 2009 as well as Receding Door Overheads produced between January 1996 and August 2010. N series lock cores are NOT used in current product and should not be ordered for product produced after these dates. E series lock cores are used in current product, see above.

***On existing Premium and Asset lateral, use N-Series locks.**

** Removable Lock Core Kits are intended for use with Allsteel systems furniture and are approved under GSA SIN 33721. When purchased separately and used without Allsteel systems furniture, those Removable Lock Core Kits marked by (**) are considered Open Market.

S *Shippable by small-package carrier.*

Appendix

Locking Specifications — Easy Lock Program

SIN 33721

EASY LOCK PROGRAM

The Allsteel Easy Lock Program simplifies the lock-core ordering process when multiple cores are being specified. The Easy Lock cores can be used with Allsteel storage that currently uses the **ALKF23C** cores (all storage except Receding Door Overheads).

To ensure ease of ordering in different situations the Easy Lock cores can be specified in three different ways — Random, Specified or Sequential.

Random Keying

The Random Keying option is provided for instances where there are multiple orders or phases to a project and the offices need to be keyed alike but the key numbering is not required. With the random keying option key numbers are not specified, however, the core kits will be in sequential order from a random starting point.

Example: *There are 15 offices which each have 5 black locks that need to be keyed alike, but the actual key numbers are not important.*

This order would look like: **LKFE5BLK.X.15**

This specifies that 15 5-core kits are needed in black with random key numbers.

Specified Keying

The Specified Keying option is provided for the instances where there is a specific key number desired for all of the cores ordered.

Example: *There are 10 offices which each have 2 silver locks that need to be keyed-alike with key number 202.*

This order would look like: **LKFE2SLV.X202.10**

This specifies that 10 2-core kits are needed in silver with key number 202.

Sequential Keying

Allsteel Sequential Keying option is provided for the instances when there are multiple orders or phases to a project and it is imperative that key numbers are not duplicated.

Example: *A multiple phase project has 60 total offices — 40 offices in Phase I, and 20 offices in Phase II. The project manager has expressed a need to have keyed-alike offices but doesn't want any of the offices to use the same key numbers.*

The first 40 offices have 4 silver locks each that need to be keyed-alike.

This order would look like: **LKFE4SLV.SEQ/101.40**

This specifies that 40 4-core kits are needed in silver and the starting number is 101.

The second set of 20 offices only have 3 silver locks each that need to be keyed-alike; and it is important which key number starts off the sequence to ensure that no key number is duplicated. It is known that the first key range was key numbers 101-140.

The second order would look like: **LKFE3SLV.SEQ/141.20**

This specifies that 20 3-core kits are needed in silver and key sequence has to start at key number 141.

HOW TO ORDER:

Numbers 101-225 are available. Orders without key numbers specified will be keyed at random.

SAMPLE ORDER FOR EXAMPLES GIVEN:

Model	Key Type	Quantity
LKFE5BLK.	X.	15
LKFE2SLV.	X202.	10
LKFE4SLV.	SEQ/101.	40
LKFE3SLV.	SEQ/141.	20

NOTE: Quantity required is last number in model.option string.

Description	Model / Color	List Price
Easy Lock Lock-Core		
Lock Core Kit — 1 core, 2 keys	**LKFE1** ⌊__⌋	$ 29
Lock Core Kit — 2 cores, 2 keys	**LKFE2** ⌊__⌋	$ 59
Lock Core Kit — 3 cores, 2 keys	**LKFE3** ⌊__⌋	$ 88
Lock Core Kit — 4 cores, 2 keys	**LKFE4** ⌊__⌋	$ 117
Lock Core Kit — 5 cores, 2 keys	**LKFE5** ⌊__⌋	$ 146
Lock Core Kit — 6 cores, 2 keys	**LKFE6** ⌊__⌋	$ 176
Lock Core Kit — 7 cores, 2 keys	**LKFE7** ⌊__⌋	$ 205
Lock Core Kit — 8 cores, 2 keys	**LKFE8** ⌊__⌋	$ 235

Add color suffix to model: **SLV** Silver, **BLK** Black, **MTS** Matte Silver

Note: One core removal key minimum per order. One additional core removal key per 25 lock-cores will be shipped.

Master Key		
(One key) Available to authorized dealers only on faxed orders.	**AMKF22**	$ 30

How to specify using Easy Lock Program:

Step 1 — Count the number of lock cores and color required in each workstation that need to be keyed alike.

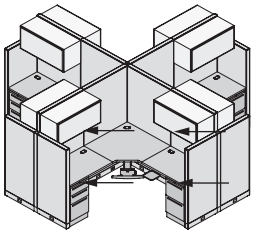

2 overheads with 1 lock-core each = 2
2 pedestals with 1 lock-core each = 2
Total silver lock-cores per station = 4

Step 2 — Count the total number of workstations needing 4 lock-cores.

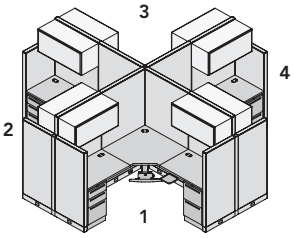

4 total workstations

Step 3 — Specify model number based on total number of lock-cores in a station and quantity of kits based on number of workstations.

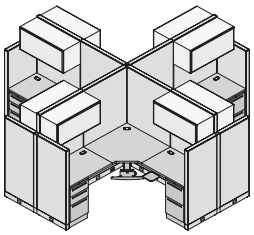

LKFE4SLV.X.4

- **Lock-Cores per station**
- **Color of Core**
- **Number of workstations**

Appendix

Touch-Up Paint

GSA SIN 33721

Description	Model	P1 Paint List Price	P2 Paint List Price	P3 Paint List Price
Touch-Up Paint — Brush				
Bottle of Touch-Up Paint with Brush — 0.5 oz.	APTK S	$ 99	$ 110	$ 118
Touch-Up Paint — Spray				
Spray Can of Touch-Up Paint — 12 oz.	ARSLCC S	$ 99	$ 110	$ 118

How to specify —

Select the Model Number from above.

A | | | | | | .

1st Option:

Paint Color:

P1 P2 P3

See page 14 for options. Some colors are limited to brush or spray.

| | |

Examples: **APTK.P02** **ARSLCC.P02**

S *Shippable by small-package carrier.*

Appendix

Fabric Grade Pricing

Model Number	Description	Grade G	Grade H	Grade J
Stride® Tackable Acoustical Tiles — see pages 176-177				
Z40724T	7½"H x 24"W Tile	$ 132	$ 139	$ 145
Z40730T	7½"H x 30"W Tile	$ 149	$ 156	$ 165
Z40736T	7½"H x 36"W Tile	$ 164	$ 174	$ 184
Z40742T	7½"H x 42"W Tile	$ 182	$ 193	$ 203
Z40748T	7½"H x 48"W Tile	$ 194	$ 206	$ 219
Z40760T	7½"H x 60"W Tile	$ 222	$ 237	$ 254
Z41524T	15"H x 24"W Tile	$ 190	$ 202	$ 215
Z41530T	15"H x 30"W Tile	$ 208	$ 223	$ 240
Z41536T	15"H x 36"W Tile	$ 232	$ 251	$ 270
Z41542T	15"H x 42"W Tile	$ 256	$ 277	$ 300
Z41548T	15"H x 48"W Tile	$ 283	$ 308	$ 333
Z41560T	15"H x 60"W Tile	$ 327	$ 359	$ 390
Z42224T	22½"H x 24"W Tile	$ 239	$ 258	$ 277
Z42230T	22½"H x 30"W Tile	$ 270	$ 294	$ 318
Z42236T	22½"H x 36"W Tile	$ 299	$ 329	$ 357
Z42242T	22½"H x 42"W Tile	$ 335	$ 367	$ 401
Z42248T	22½"H x 48"W Tile	$ 372	$ 409	$ 447
Z42260T	22½"H x 60"W Tile	$ 432	$ 479	$ 526
Z43024T	30"H x 24"W Tile	$ 299	$ 324	$ 349
Z43030T	30"H x 30"W Tile	$ 332	$ 364	$ 395
Z43036T	30"H x 36"W Tile	$ 375	$ 412	$ 450
Z43042T	30"H x 42"W Tile	$ 413	$ 457	$ 501
Z43048T	30"H x 48"W Tile	$ 454	$ 506	$ 557
Z43060T	30"H x 60"W Tile	$ 531	$ 594	$ 658
Z43724T	37½"H x 24"W Tile	$ 365	$ 397	$ 428
Z43730T	37½"H x 30"W Tile	$ 408	$ 449	$ 488
Z43736T	37½"H x 36"W Tile	$ 462	$ 509	$ 556
Z43742T	37½"H x 42"W Tile	$ 508	$ 563	$ 619
Z43748T	37½"H x 48"W Tile	$ 558	$ 621	$ 685
Z43760T	37½"H x 60"W Tile	$ 661	$ 741	$ 819
Z44524T	45"H x 24"W Tile	$ 421	$ 458	$ 496
Z44530T	45"H x 30"W Tile	$ 473	$ 520	$ 567
Z44536T	45"H x 36"W Tile	$ 533	$ 590	$ 648
Z44542T	45"H x 42"W Tile	$ 590	$ 656	$ 723
Z44548T	45"H x 48"W Tile	$ 652	$ 729	$ 805
Z44560T	45"H x 60"W Tile	$ 760	$ 856	$ 950
Z45224T	52½"H x 24"W Tile	$ 472	$ 516	$ 560
Z45230T	52½"H x 30"W Tile	$ 537	$ 592	$ 648
Z45236T	52½"H x 36"W Tile	$ 604	$ 670	$ 737
Z45242T	52½"H x 42"W Tile	$ 668	$ 745	$ 824
Z45248T	52½"H x 48"W Tile	$ 739	$ 827	$ 917
Z45260T	52½"H x 60"W Tile	$ 866	$ 977	$ 1088
Z46024T	60"H x 24"W Tile	$ 534	$ 586	$ 637
Z46030T	60"H x 30"W Tile	$ 608	$ 671	$ 735
Z46036T	60"H x 36"W Tile	$ 714	$ 791	$ 867
Z46042T	60"H x 42"W Tile	$ 786	$ 874	$ 964
Z46048T	60"H x 48"W Tile	$ 855	$ 957	$ 1058
Z46060T	60"H x 60"W Tile	$ 968	$ 1096	$ 1222

Model Number	Description	Grade G	Grade H	Grade J
Stride Tackable Acoustical Port Tiles — see pages 176-177				
Z40724E	7½"H x 24"W Tile	$ 268	$ 280	$ 292
Z40730E	7½"H x 30"W Tile	$ 285	$ 300	$ 315
Z40736E	7½"H x 36"W Tile	$ 311	$ 329	$ 349
Z40742E	7½"H x 42"W Tile	$ 327	$ 349	$ 371
Z40748E	7½"H x 48"W Tile	$ 348	$ 373	$ 398
Z40760E	7½"H x 60"W Tile	$ 390	$ 421	$ 452
Z41524E	15"H x 24"W Tile	$ 344	$ 369	$ 394
Z41530E	15"H x 30"W Tile	$ 378	$ 409	$ 440
Z41536E	15"H x 36"W Tile	$ 409	$ 446	$ 483
Z41542E	15"H x 42"W Tile	$ 441	$ 485	$ 529
Z41548E	15"H x 48"W Tile	$ 476	$ 525	$ 575
Z41560E	15"H x 60"W Tile	$ 544	$ 605	$ 667
Z42224E	22½"H x 24"W Tile	$ 419	$ 456	$ 493
Z42230E	22½"H x 30"W Tile	$ 462	$ 508	$ 554
Z42236E	22½"H x 36"W Tile	$ 510	$ 565	$ 622
Z42242E	22½"H x 42"W Tile	$ 555	$ 620	$ 685
Z42248E	22½"H x 48"W Tile	$ 601	$ 675	$ 749
Z42260E	22½"H x 60"W Tile	$ 697	$ 791	$ 883
Z43024E	30"H x 24"W Tile	$ 491	$ 540	$ 590
Z43030E	30"H x 30"W Tile	$ 550	$ 611	$ 673
Z43036E	30"H x 36"W Tile	$ 612	$ 686	$ 760
Z43042E	30"H x 42"W Tile	$ 669	$ 755	$ 843
Z43048E	30"H x 48"W Tile	$ 732	$ 831	$ 929
Z43060E	30"H x 60"W Tile	$ 846	$ 971	$ 1094
Z43724E	37½"H x 24"W Tile	$ 588	$ 649	$ 711
Z43730E	37½"H x 30"W Tile	$ 661	$ 737	$ 815
Z43736E	37½"H x 36"W Tile	$ 731	$ 825	$ 917
Z43742E	37½"H x 42"W Tile	$ 810	$ 917	$ 1025
Z43748E	37½"H x 48"W Tile	$ 879	$ 1004	$ 1127
Z43760E	37½"H x 60"W Tile	$ 1032	$ 1187	$ 1342
Z44524E	45"H x 24"W Tile	$ 656	$ 730	$ 804
Z44530E	45"H x 30"W Tile	$ 748	$ 842	$ 934
Z44536E	45"H x 36"W Tile	$ 831	$ 942	$ 1052
Z44542E	45"H x 42"W Tile	$ 923	$ 1053	$ 1183
Z44548E	45"H x 48"W Tile	$ 1012	$ 1161	$ 1309
Z44560E	45"H x 60"W Tile	$ 1179	$ 1365	$ 1550
Z45224E	52½"H x 24"W Tile	$ 741	$ 827	$ 915
Z45230E	52½"H x 30"W Tile	$ 832	$ 939	$ 1047
Z45236E	52½"H x 36"W Tile	$ 939	$ 1069	$ 1199
Z45242E	52½"H x 42"W Tile	$ 1039	$ 1191	$ 1342
Z45248E	52½"H x 48"W Tile	$ 1138	$ 1311	$ 1484
Z45260E	52½"H x 60"W Tile	$ 1342	$ 1558	$ 1775
Z46024E	60"H x 24"W Tile	$ 807	$ 906	$ 1004
Z46030E	60"H x 30"W Tile	$ 927	$ 1052	$ 1175
Z46036E	60"H x 36"W Tile	$ 1079	$ 1228	$ 1376
Z46042E	60"H x 42"W Tile	$ 1188	$ 1361	$ 1534
Z46048E	60"H x 48"W Tile	$ 1294	$ 1491	$ 1688
Z46060E	60"H x 60"W Tile	$ 1496	$ 1743	$ 1990

Appendix

Fabric Grade Pricing

Model Number	Description	Grade G	Grade H	Grade J
Stride® Tackable Acoustical Tiles to-the-Floor — see page 180				
Z42224TF	22½"H x 24"W Tile	$ 371	$ 408	$ 446
Z42230TF	22½"H x 30"W Tile	$ 416	$ 462	$ 510
Z42236TF	22½"H x 36"W Tile	$ 466	$ 523	$ 579
Z42242TF	22½"H x 42"W Tile	$ 522	$ 588	$ 655
Z42248TF	22½"H x 48"W Tile	$ 567	$ 642	$ 718
Z42260TF	22½"H x 60"W Tile	$ 662	$ 756	$ 851
Z43024TF	30"H x 24"W Tile	$ 444	$ 494	$ 545
Z43030TF	30"H x 30"W Tile	$ 506	$ 569	$ 631
Z43036TF	30"H x 36"W Tile	$ 570	$ 645	$ 721
Z43042TF	30"H x 42"W Tile	$ 633	$ 720	$ 808
Z43048TF	30"H x 48"W Tile	$ 697	$ 797	$ 898
Z43060TF	30"H x 60"W Tile	$ 817	$ 942	$ 1068
Z43724TF	37½"H x 24"W Tile	$ 534	$ 597	$ 659
Z43730TF	37½"H x 30"W Tile	$ 611	$ 690	$ 768
Z43736TF	37½"H x 36"W Tile	$ 685	$ 779	$ 874
Z43742TF	37½"H x 42"W Tile	$ 766	$ 876	$ 986
Z43748TF	37½"H x 48"W Tile	$ 843	$ 968	$ 1094
Z43760TF	37½"H x 60"W Tile	$ 992	$ 1147	$ 1304
Z44524TF	45"H x 24"W Tile	$ 612	$ 687	$ 763
Z44530TF	45"H x 30"W Tile	$ 696	$ 790	$ 885
Z44536TF	45"H x 36"W Tile	$ 794	$ 906	$ 1018
Z44542TF	45"H x 42"W Tile	$ 885	$ 1017	$ 1147
Z44548TF	45"H x 48"W Tile	$ 972	$ 1121	$ 1272
Z44560TF	45"H x 60"W Tile	$ 1149	$ 1338	$ 1525
Z45224TF	52½"H x 24"W Tile	$ 688	$ 775	$ 863
Z45230TF	52½"H x 30"W Tile	$ 788	$ 898	$ 1008
Z45236TF	52½"H x 36"W Tile	$ 915	$ 1047	$ 1177
Z45242TF	52½"H x 42"W Tile	$ 1019	$ 1174	$ 1327
Z45248TF	52½"H x 48"W Tile	$ 1113	$ 1288	$ 1464
Z45260TF	52½"H x 60"W Tile	$ 1310	$ 1529	$ 1748
Z46024TF	60"H x 24"W Tile	$ 765	$ 865	$ 966
Z46030TF	60"H x 30"W Tile	$ 876	$ 1001	$ 1127
Z46036TF	60"H x 36"W Tile	$ 1020	$ 1169	$ 1320
Z46042TF	60"H x 42"W Tile	$ 1134	$ 1309	$ 1485
Z46048TF	60"H x 48"W Tile	$ 1249	$ 1449	$ 1649
Z46060TF	60"H x 60"W Tile	$ 1467	$ 1718	$ 1968

Model Number	Description	Grade G	Grade H	Grade J
Stride Wall-Mounted Tackboards — see page 268				
ZWMTB1530	15"H x 30"W Tackboard	$ 1128	$ 1191	$ 1252
ZWMTB1536	15"H x 36"W Tackboard	$ 1181	$ 1255	$ 1329
ZWMTB1542	15"H x 42"W Tackboard	$ 1240	$ 1326	$ 1412
ZWMTB1548	15"H x 48"W Tackboard	$ 1295	$ 1394	$ 1492
ZWMTB1560	15"H x 60"W Tackboard	$ 1400	$ 1524	$ 1647
ZWMTB2024	20"H x 24"W Tackboard	$ 1173	$ 1238	$ 1304
ZWMTB2030	20"H x 30"W Tackboard	$ 1242	$ 1325	$ 1407
ZWMTB2036	20"H x 36"W Tackboard	$ 1308	$ 1407	$ 1505
ZWMTB2042	20"H x 42"W Tackboard	$ 1383	$ 1498	$ 1613
ZWMTB2048	20"H x 48"W Tackboard	$ 1444	$ 1576	$ 1706
ZWMTB2060	20"H x 60"W Tackboard	$ 1576	$ 1740	$ 1905

Model Number	Description	Grade G	Grade H	Grade J
Stride Tackable Fabric Accessory for Cantilever Storage — see page 270				
ZS42SF	for use w/ 42½"H unit	$ 770	$ 854	$ 938
ZS50SF	for use w/ 50"H unit	$ 1011	$ 1141	$ 1269

Model Number	Description	Grade G	Grade H	Grade J
Altitude® A8 Screen Kits — see page 371				
FDSC48U	48"W	$ 2190	$ 2214	$ 2274
FDSC54U	54"W	$ 2266	$ 2291	$ 2354
FDSC60U	60"W	$ 2334	$ 2360	$ 2424
FDSC66U	66"W	$ 2472	$ 2499	$ 2569
FDSC72U	72"W	$ 2661	$ 2690	$ 2765
FDSC48LL	48"W	$ 1410	$ 1424	$ 1459
FDSC48LR	48"W	$ 1410	$ 1424	$ 1459
FDSC54LL	54"W	$ 1655	$ 1672	$ 1714
FDSC54LR	54"W	$ 1655	$ 1672	$ 1714
FDSC60LL	60"W	$ 1732	$ 1749	$ 1794
FDSC60LR	60"W	$ 1732	$ 1749	$ 1794
FDSC66LL	66"W	$ 2076	$ 2099	$ 2157
FDSC66LR	66"W	$ 2076	$ 2099	$ 2157
FDSC72LL	72"W	$ 2187	$ 2212	$ 2272
FDSC72LR	72"W	$ 2187	$ 2212	$ 2272
FDSC48R	48"W	$ 1362	$ 1377	$ 1410
FDSC54R	54"W	$ 1396	$ 1410	$ 1445
FDSC60R	60"W	$ 1503	$ 1518	$ 1555
FDSC66R	66"W	$ 1737	$ 1757	$ 1804
FDSC72R	72"W	$ 1851	$ 1871	$ 1921

Model Number	Grade 9	Grade 10	Grade 11	Grade 12	Grade 13	Grade 14	Grade 15	Grade 16	Grade 17	Grade 18	Grade 19	Grade 20	Grade 21	Grade 22
Stride® Seat Cushions for Painted Wood Storage — see page 264														
K5CT1815SC	$ 621	$ 659	$ 697	$ 736	$ 782	$ 830	$ 877	$ 925	$ 972	$ 1020	$ 1067	$ 1115	$ 1162	$ 1210
K5CT1818SC	$ 643	$ 681	$ 719	$ 758	$ 804	$ 852	$ 899	$ 947	$ 994	$ 1042	$ 1089	$ 1137	$ 1184	$ 1232
K5CT1824SC	$ 671	$ 709	$ 747	$ 786	$ 832	$ 880	$ 927	$ 975	$ 1022	$ 1070	$ 1117	$ 1165	$ 1212	$ 1260
K5CT1830SC	$ 702	$ 740	$ 778	$ 817	$ 863	$ 911	$ 958	$ 1006	$ 1053	$ 1101	$ 1148	$ 1196	$ 1243	$ 1291
K5CT1836SC	$ 756	$ 794	$ 832	$ 871	$ 917	$ 965	$ 1012	$ 1060	$ 1107	$ 1155	$ 1202	$ 1250	$ 1297	$ 1345
K5CT1848SC	$ 771	$ 809	$ 847	$ 886	$ 932	$ 980	$ 1027	$ 1075	$ 1122	$ 1170	$ 1217	$ 1265	$ 1312	$ 1360

Appendix

Fabric Grade Pricing

Model Number	Description	Grade G	Grade H	Grade J
Terrace® Tackable Acoustical Tiles — see pages 65-66				
TKG40724T	7½"H x 24"W Tile	$ 150	$ 161	$ 173
TKG40730T	7½"H x 30"W Tile	$ 163	$ 176	$ 190
TKG40736T	7½"H x 36"W Tile	$ 180	$ 196	$ 213
TKG40742T	7½"H x 42"W Tile	$ 198	$ 216	$ 235
TKG40748T	7½"H x 48"W Tile	$ 215	$ 237	$ 259
TKG40760T	7½"H x 60"W Tile	$ 254	$ 281	$ 307
TKG41524T	15"H x 24"W Tile	$ 186	$ 208	$ 230
TKG41530T	15"H x 30"W Tile	$ 211	$ 238	$ 264
TKG41536T	15"H x 36"W Tile	$ 242	$ 274	$ 308
TKG41542T	15"H x 42"W Tile	$ 268	$ 306	$ 344
TKG41548T	15"H x 48"W Tile	$ 292	$ 335	$ 379
TKG41560T	15"H x 60"W Tile	$ 350	$ 405	$ 460
TKG42224T	22½"H x 24"W Tile	$ 254	$ 286	$ 320
TKG42230T	22½"H x 30"W Tile	$ 291	$ 331	$ 371
TKG42236T	22½"H x 36"W Tile	$ 339	$ 388	$ 437
TKG42242T	22½"H x 42"W Tile	$ 385	$ 442	$ 499
TKG42248T	22½"H x 48"W Tile	$ 430	$ 496	$ 560
TKG42260T	22½"H x 60"W Tile	$ 505	$ 586	$ 667
TKG43024T	30"H x 24"W Tile	$ 299	$ 342	$ 386
TKG43030T	30"H x 30"W Tile	$ 349	$ 404	$ 459
TKG43036T	30"H x 36"W Tile	$ 403	$ 469	$ 533
TKG43042T	30"H x 42"W Tile	$ 469	$ 545	$ 621
TKG43048T	30"H x 48"W Tile	$ 511	$ 599	$ 686
TKG43060T	30"H x 60"W Tile	$ 603	$ 711	$ 820
TKG44224T	42"H x 24"W Tile	$ 404	$ 465	$ 526
TKG44230T	42"H x 30"W Tile	$ 484	$ 560	$ 636
TKG44236T	42"H x 36"W Tile	$ 556	$ 646	$ 738
TKG44242T	42"H x 42"W Tile	$ 635	$ 742	$ 848
TKG44248T	42"H x 48"W Tile	$ 716	$ 838	$ 959
TKG44260T	42"H x 60"W Tile	$ 866	$ 1019	$ 1170
TKG45024T	50"H x 24"W Tile	$ 469	$ 541	$ 614
TKG45030T	50"H x 50"W Tile	$ 565	$ 655	$ 747
TKG45036T	50"H x 36"W Tile	$ 669	$ 777	$ 886
TKG45042T	50"H x 42"W Tile	$ 768	$ 894	$ 1021
TKG45048T	50"H x 48"W Tile	$ 867	$ 1012	$ 1157
TKG45060T	50"H x 60"W Tile	$ 1034	$ 1215	$ 1395
TKG45724T	57½"H x 24"W Tile	$ 553	$ 636	$ 719
TKG45730T	57½"H x 30"W Tile	$ 655	$ 760	$ 863
TKG45736T	57½"H x 36"W Tile	$ 766	$ 893	$ 1019
TKG45742T	57½"H x 42"W Tile	$ 880	$ 1026	$ 1173
TKG45748T	57½"H x 48"W Tile	$ 991	$ 1157	$ 1325
TKG45760T	57½"H x 60"W Tile	$ 1173	$ 1384	$ 1593
TKG46524T	65"H x 24"W Tile	$ 608	$ 703	$ 797
TKG46530T	65"H x 30"W Tile	$ 725	$ 843	$ 960
TKG46536T	65"H x 36"W Tile	$ 845	$ 987	$ 1128
TKG46542T	65"H x 42"W Tile	$ 966	$ 1132	$ 1297
TKG46548T	65"H x 48"W Tile	$ 1085	$ 1273	$ 1463
TKG46560T	65"H x 60"W Tile	$ 1279	$ 1515	$ 1752

Model Number	Description	Grade G	Grade H	Grade J
Terrace® Tackable Acoustical Ported Tiles — see pages 67-68				
TKG41524E	15"H x 24"W Tile	$ 280	$ 299	$ 318
TKG41530E	15"H x 30"W Tile	$ 302	$ 326	$ 350
TKG41536E	15"H x 36"W Tile	$ 322	$ 351	$ 379
TKG41542E	15"H x 42"W Tile	$ 348	$ 381	$ 414
TKG41548E	15"H x 48"W Tile	$ 373	$ 410	$ 448
TKG41560E	15"H x 60"W Tile	$ 427	$ 474	$ 521
TKG42224E	22½"H x 24"W Tile	$ 335	$ 364	$ 392
TKG42230E	22½"H x 30"W Tile	$ 374	$ 410	$ 446
TKG42236E	22½"H x 36"W Tile	$ 419	$ 462	$ 504
TKG42242E	22½"H x 42"W Tile	$ 464	$ 514	$ 565
TKG42248E	22½"H x 48"W Tile	$ 497	$ 554	$ 610
TKG42260E	22½"H x 60"W Tile	$ 570	$ 641	$ 712
TKG43024E	30"H x 24"W Tile	$ 378	$ 415	$ 453
TKG43030E	30"H x 30"W Tile	$ 421	$ 468	$ 515
TKG43036E	30"H x 36"W Tile	$ 476	$ 533	$ 589
TKG43042E	30"H x 42"W Tile	$ 531	$ 597	$ 665
TKG43048E	30"H x 48"W Tile	$ 574	$ 651	$ 727
TKG43060E	30"H x 60"W Tile	$ 655	$ 749	$ 844
TKG44224E	42"H x 24"W Tile	$ 516	$ 579	$ 640
TKG44230E	42"H x 30"W Tile	$ 590	$ 667	$ 745
TKG44236E	42"H x 36"W Tile	$ 676	$ 769	$ 861
TKG44242E	42"H x 42"W Tile	$ 749	$ 856	$ 964
TKG44248E	42"H x 48"W Tile	$ 825	$ 949	$ 1072
TKG44260E	42"H x 60"W Tile	$ 977	$ 1132	$ 1285
TKG45024E	50"H x 24"W Tile	$ 576	$ 649	$ 722
TKG45030E	50"H x 45"W Tile	$ 675	$ 766	$ 858
TKG45036E	50"H x 36"W Tile	$ 774	$ 883	$ 993
TKG45042E	50"H x 42"W Tile	$ 879	$ 1007	$ 1136
TKG45048E	50"H x 48"W Tile	$ 978	$ 1124	$ 1269
TKG45060E	50"H x 60"W Tile	$ 1148	$ 1332	$ 1515
TKG45724E	57½"H x 24"W Tile	$ 661	$ 746	$ 830
TKG45730E	57½"H x 30"W Tile	$ 730	$ 836	$ 941
TKG45736E	57½"H x 36"W Tile	$ 834	$ 961	$ 1089
TKG45742E	57½"H x 42"W Tile	$ 950	$ 1099	$ 1247
TKG45748E	57½"H x 48"W Tile	$ 1058	$ 1227	$ 1396
TKG45760E	57½"H x 60"W Tile	$ 1248	$ 1459	$ 1671
TKG46524E	65"H x 24"W Tile	$ 714	$ 808	$ 903
TKG46530E	65"H x 30"W Tile	$ 836	$ 955	$ 1074
TKG46536E	65"H x 36"W Tile	$ 959	$ 1102	$ 1244
TKG46542E	65"H x 42"W Tile	$ 1078	$ 1244	$ 1409
TKG46548E	65"H x 48"W Tile	$ 1191	$ 1380	$ 1570
TKG46560E	65"H x 60"W Tile	$ 1389	$ 1627	$ 1865

Model Number	Grade 9	Grade 10	Grade 11	Grade 12	Grade 13	Grade 14	Grade 15	Grade 16	Grade 17	Grade 18	Grade 19	Grade 20	Grade 21	Grade 22
Involve® Ped/Credenza Cushions – 18"D — see page 264														
K5CT1815SC	$ 621	$ 659	$ 697	$ 736	$ 782	$ 830	$ 877	$ 925	$ 972	$ 1020	$ 1067	$ 1115	$ 1162	$ 1210
K5CT1818SC	$ 643	$ 681	$ 719	$ 758	$ 804	$ 852	$ 899	$ 947	$ 994	$ 1042	$ 1089	$ 1137	$ 1184	$ 1232
K5CT1824SC	$ 671	$ 709	$ 747	$ 786	$ 832	$ 880	$ 927	$ 975	$ 1022	$ 1070	$ 1117	$ 1165	$ 1212	$ 1260
K5CT1830SC	$ 702	$ 740	$ 778	$ 817	$ 863	$ 911	$ 958	$ 1006	$ 1053	$ 1101	$ 1148	$ 1196	$ 1243	$ 1291
K5CT1836SC	$ 756	$ 794	$ 832	$ 871	$ 917	$ 965	$ 1012	$ 1060	$ 1107	$ 1155	$ 1202	$ 1250	$ 1297	$ 1345
K5CT1848SC	$ 771	$ 809	$ 847	$ 886	$ 932	$ 980	$ 1027	$ 1075	$ 1122	$ 1170	$ 1217	$ 1265	$ 1312	$ 1360

Cross Reference Index

by Model Number

Model	Page
8988EBZ	212
8988EBZ3	212
8988EBZS	212
8989BW	95
8989EB	95
9120 Program	122, 234
831124	125
831130	125
831212M	113
851524M	331
851530M	331
851536M	331
851542M	331
851548M	331
851554M	331
851560M	331
851566M	331
851572M	331
852424M	331
853030M	331
853636M	331
854242M	331
870224N	94
870224NF	94
870230N	94
870230NF	94
870236N	94
870236NFK	94
870242N	94
870242NFK	94
870248N	94
870248NFK	94
870260N	94
870260NFK	94
870535	94
870565	94
873550	95
873600	95, 370
877550	212
877600	212
899900	57, 166
899910	57, 166
A2-8CIR24	93, 211
A2-8CIR30	93, 211
A2-8CIR36	93, 211
A2-8CIR42	93, 211
A2-8CIR48	93, 211
A2-8CIR60	93, 211
A6BLUETOOTH	363
A6CASTER	363
A6G1GLIDE	363
A6MREC3S2LCF	362
A6MREC3S2LTF	362
A6MREC3S3LCF	363
A6MREC3S3LTF	363
A6REC2S2LCF	362
A6REC2S2LTF	362
A6REC2S3LCF	363
A6REC2S3LTF	363
A6REC3S2LCF	362
A6REC3S2LTF	362
A6REC3S3LCF	363
A6REC3S3LTF	363
A6SLDGLIDE	363
A9CLWMC	376
A5622ELS	366
A5622ERS	366
A5722ELS	366
A5722ERS	366
A5822ELS	366
A5822ERS	366
A5922ELS	366
A5922ERS	366
A870302	266, 396
A870824	394
A870824CH	394
A870830	394
A870830CH	394
A870842	394
A870842CH	394
A870860	394
A870860CH	394
A871024	93, 211
A871024A	93, 211
A871030	93, 211
A871030A	93, 211
A871036	93, 211
A871036A	93, 211
A871042	93, 211
A871042A	93, 211
A871048	93, 211
A871048A	93, 211
A871060	93, 211
A871060A	93, 211
A871124	93, 211, 368
A871124A	93, 211, 368
A871130	93, 211
A871130A	93, 211
A871136	93, 211
A871136A	93, 211
A871142	93, 211
A871142A	93, 211
A871148	93, 211, 368
A871148A	93, 211, 368
A871160	93, 211, 368
A871160A	93, 211, 368
A871172	93, 211, 368
A871172A	93, 211, 368
A871224	93, 211
A871224A	93, 211
A871230	93, 211
A871230A	93, 211
A871236	93, 211
A871236A	93, 211
A871242	93, 211
A871242A	93, 211
A871248	93, 211, 368
A871248A	93, 211, 368
A871254	368
A871254A	368
A871260	93, 211, 368
A871260A	93, 211, 368
A871266	368
A871266A	368
A871272	368
A871272A	368
A871366	93, 211
A871366A	93, 211
A871400	94, 210, 369
A871400A	94, 210, 369
A871501A	94, 369
A871502A	94, 369
A871503A	94, 369
A871601	94, 369
A871601A	94, 369
A871912	94, 210, 369
A871912A	94, 210, 369
A871918	94, 210, 369
A871918A	94, 210, 369
A871972	94, 210, 369
A871972A	94, 210, 369
A873501	94, 369
A873502	94, 369
A873503	94, 369
A873504	94, 369
A873506	94, 369
A876072	94, 369
A876072A	94, 369
A877010	95, 212
A877012	94, 210, 369
A877072	210
A877072A	210
A877501	212
A877501A	212
A877502	212
A877502A	212
A877503	212
A877503A	212
A877504	212
A877506	212
A8713108	93, 211
A8713108A	93, 211
AAPACM2	95, 212, 394
AAS1520	373
AAS1548	373
AAS1554	373
AAS1560	373
AAS1566	373
AAS1572	373
ABKCL	378
ABKCR	378
ABKTL	378
ABKTR	378
ACD1	391
ACOMDOME2	396
ACPU1	385
AE4-DD1	266
AE4-DD2	266
AE4-DJ0S	266
AE4-DJ6S	266
AE4-DJ12S	266
AE4-DJ18S	266
AE4-DJ24S	266
AE4-DJ30S	266
AE4-DJ36S	266
AE4-DJ42S	266
AE4-DJ48S	266
AE4-DJ54S	266
AE4-DJ60S	266
AE4-DJ66S	266
AE4-DJ72S	266
AE4-DJ78S	266
AE4-DJ84S	266
AE4-DJ90S	266
AE4-DJ96S	266
AE4-DJ102S	266
AE4-DJ108S	266
AE4-DJ114S	266
AE4-DJ126S	266
AE4-DJ132S	266
AE4-DJ138S	266
AE4-DJ144S	266
AE4-HW	266
AE4-PS72	266
AE4-PS144	266
AECH	34, 373
AEHF	34, 373
AESS	34, 373
AEV920	95, 212, 367
AF5CCS5424	365
AF5CCS5430	365
AF5CCS603624LD	366
AF5CCS603624RD	366
AF5CCS604824LD	366
AF5CCS604824RD	366
AF5CCS604830LD	366
AF5CCS604830RD	366
AF5CCS723624LD	366
AF5CCS723624RD	366
AF5CCS724824LD	366
AF5CCS724824RD	366
AF5CCS724830LD	366
AF5CCS724830RD	366
AF5RND4824	364
AF5RND4830	364
AF5RND5424	364
AF5RND5430	364
AF5RND6024D	364
AF5RND6030D	364
AF5RND6624D	364
AF5RND6630D	364
AF5RND7224D	364
AF5RND7230D	364
AF5RND7824D	364
AF5RND7830D	364
AF5RND8424D	364
AF5RND8430D	364
AF5RND9024D	364
AF5RND9030D	364
AF5RND9624D	364
AF5RND9630D	364
AF5RS3624U	365
AF5RS3630U	365
AF5RS4224U	365
AF5RS4230U	365
AF5RS4824	364
AF5RS4824U	365
AF5RS4830	364
AF5RS4830U	365
AF5RS5424	364
AF5RS5424U	365
AF5RS5430	364
AF5RS5430U	365
AF5RS6024D	364
AF5RS6024UD	365
AF5RS6030D	364
AF5RS6030UD	365
AF5RS6624D	364
AF5RS6624UD	365
AF5RS6630D	364
AF5RS6630UD	365
AF5RS7224D	364
AF5RS7224UD	365
AF5RS7230D	364
AF5RS7230UD	365
AF5RS7824D	364
AF5RS7824UD	365
AF5RS7830D	364
AF5RS7830UD	365
AF5RS8424D	364
AF5RS8424UD	365
AF5RS8430D	364
AF5RS8430UD	365
AF5RS9024D	364
AF5RS9024UD	365
AF5RS9030D	364
AF5RS9030UD	365
AF5RS9624D	364
AF5RS9624UD	365
AF5RS9630D	364
AF5RS9630UD	365
AF5120S4224D	365
AF5120S4230D	365
AF5120S4824D	365
AF5120S4830D	365
AF5120S5424D	365
AF5120S5430D	365
AGBKC	331, 378
AGBKT	331, 378
AGBKTMP	331, 378
AGSAUHK	379
AJTRGH24	95, 212, 367
AJTRGH36	95, 212, 367
AKMH	385
AKTLONG	385
AKTMID	385
AKTSHORT	385
ALED17U	268, 394
ALED17U60	394
ALED17UJMP30	394
ALED31U	268, 394
ALED31U60	394
ALED31UJMP30	394
ALEDOCC	394
ALKF23C	403
ALKF23CE4	403
ALKF23CN	403
ALKF26EL	403
AMADHD	400
AMASD	400
AMASD-G	400
AMASHD	400
AMASHDCK	401
AMASTS	400
AMASTSCK	401
AMASTS-G	400
AMF22	403
AMKF22	403
AMS2048LH	372
AMS2048RH	372
AMS2048SS	373
AMS2048US	372
AMS2054LH	372
AMS2054RH	372
AMS2054SS	373
AMS2054US	372
AMS2060LH	372
AMS2060RH	372
AMS2060SS	373
AMS2060US	372

Cross Reference Index

by Model Number

Model	Page
AMS2066LH	372
AMS2066RH	372
AMS2066SS	373
AMS2066US	372
AMS2072LH	372
AMS2072RH	372
AMS2072SS	373
AMS2072US	372
AMS3248LH	372
AMS3248RH	372
AMS3248SS	373
AMS3248US	372
AMS3254LH	372
AMS3254RH	372
AMS3254SS	373
AMS3254US	372
AMS3260LH	372
AMS3260RH	372
AMS3260SS	373
AMS3260US	372
AMS3266LH	372
AMS3266RH	372
AMS3266SS	373
AMS3266US	372
AMS3272LH	372
AMS3272RH	372
AMS3272SS	373
AMS3272US	372
APACSM	401
APACW	401
APADD	400
APASD	400
APASDCK	401
APATF	400
APMC6	390
APOLG0512	239
APOLG0518	239
APTK	405
APWRMOD1TT	396
APWRMOD1UWM	396
APWRMOD2Q	396
APWRMOD2UWM	396
APWRMOD2WC	396
APWRMOD3UWM	396
APWRMOD3WC	396
ARSLCC	405
ATADF3	96, 213, 370
ATADF4	96, 213, 370
ATADJ5	96, 213, 370
ATADJ6	96, 213, 370
AVF5RS4824	364
AVF5RS4830	364
AVF5RS5424	364
AVF5RS5430	364
AVF5RS6024D	364
AVF5RS6030D	364
AVF5RS6624D	364
AVF5RS6630D	364
AVF5RS7224D	364
AVF5RS7230D	364
AVSTA3PWR	396
AWCS	385
AYBHEP1229	124, 236
AYBHEP1829	124, 236
AYBHEP2429	124, 236
AYBHEP3029	124, 236
CBK29	125
CDG	126
CDL29	125
CEP1129F	125
CEP2429F	125
CEP3029F	125
CFDPWRC	367
CFDPWRSC	367
CRK29	125
CS244	126
CS249	126
CS304	126
CS309	126
CS364	126
CS369	126
CS424	126
CS429	126
CS484	126
CS489	126
CS544	126
CS549	126
CS604	126
CS609	126
CS664	126
CS669	126
CS724	126
CS729	126
CSCMP3614	126
CSCMP3629	126
CSCMP4214	126
CSCMP4229	126
CSCMP4814	126
CSCMP4829	126
CSCMP6014	126
CSCMP6029	126
CSCMP7214	126
CSCMP7229	126
CSDC19	391
CSDC25	391
CSL2429F	125
CSL3029F	125
EAAC	390
EABS	390
EACS	390
EADH	390
EAFS	390
EAFT	390
EAHSR36	389
EAHSR42	389
EAHSR48	389
EAHSR60	389
EAHSR66	389
EAHSR72	389
EAPC	390
EAPS	390
EAPT	390
EASR24	389
EASR30	389
EASR36	389
EASR42	389
EASR48	389
EASR60	389
EASS	390
EATS	390
FDEPC2	374
FDEPC12	374
FDPWRC	367
FDPWRSC	367
FDRWEC	374
FDRWLEG	374
FDRWUC	374
FDSC48LL	371
FDSC48LR	371
FDSC48R	371
FDSC48U	371
FDSC54LL	371
FDSC54LR	371
FDSC54R	371
FDSC54U	371
FDSC60LL	371
FDSC60LR	371
FDSC60R	371
FDSC60U	371
FDSC66LL	371
FDSC66LR	371
FDSC66R	371
FDSC66U	371
FDSC72LL	371
FDSC72LR	371
FDSC72R	371
FDSC72U	371
G1AGF	333
G1PTR	333
G2AGF	333
G2PTR	333
G3AGF	333
G3PTR	333
G3018	316
G3018G	321
G3021	316
G3021G	321
G3024	316
G3024G	321
G3027	316
G3027G	321
G3030	316
G3030G	321
G3033	316
G3033G	321
G3036	316
G3036G	321
G3039	316
G3039G	321
G3042	316
G3042G	321
G3045	316
G3045G	321
G3048	316
G3048G	321
G3051	316
G3051G	321
G3054	316
G3054G	321
G3057	316
G3057G	321
G3060	316
G3060G	321
G3063	316
G3063G	321
G3066	316
G3066G	321
G3069	316
G3069G	321
G3072	316
G3072G	321
G3075	316
G3075G	321
G3078	316
G3078G	321
G3081	316
G3081G	321
G3084	316
G3084G	321
G3518	317
G3518G	322
G3521	317
G3521G	322
G3524	317
G3524G	322
G3527	317
G3527G	322
G3530	317
G3530G	322
G3533	317
G3533G	322
G3536	317
G3536G	322
G3539	317
G3539G	322
G3542	317
G3542G	322
G3545	317
G3545G	322
G3548	317
G3548G	322
G3551	317
G3551G	322
G3554	317
G3554G	322
G3557	317
G3557G	322
G3560	317
G3560G	322
G3563	317
G3563G	322
G3566	317
G3566G	322
G3569	317
G3569G	322
G3572	317
G3572G	322
G3575	317
G3575G	322
G3578	317
G3578G	322
G3581	317
G3581G	322
G3584	317
G3584G	322
G4218	318
G4218G	323
G4221	318
G4221G	323
G4224	318
G4224G	323
G4227	318
G4227G	323
G4230	318
G4230G	323
G4233	318
G4233G	323
G4236	318
G4236G	323
G4239	318
G4239G	323
G4242	318
G4242G	323
G4245	318
G4245G	323
G4248	318
G4248G	323
G4251	318
G4251G	323
G4254	318
G4254G	323
G4257	318
G4257G	323
G4260	318
G4260G	323
G4263	318
G4263G	323
G4266	318
G4266G	323
G4269	318
G4269G	323
G4272	318
G4272G	323
G4275	318
G4275G	323
G4278	318
G4278G	323
G4281	318
G4281G	323
G4284	318
G4284G	323
G5018	319
G5018G	324
G5021	319
G5021G	324
G5024	319
G5024G	324
G5027	319
G5027G	324
G5030	319
G5030G	324
G5033	319
G5033G	324
G5036	319
G5036G	324
G5039	319
G5039G	324
G5042	319
G5042G	324
G5045	319
G5045G	324
G5048	319
G5048G	324
G5051	319
G5051G	324
G5054	319
G5054G	324
G5057	319
G5057G	324
G5060	319

Cross Reference Index

by Model Number

Model	Page
G5060G	324
G5063	319
G5063G	324
G5066	319
G5066G	324
G5069	319
G5069G	324
G5072	319
G5072G	324
G5075	319
G5075G	324
G5078	319
G5078G	324
G5081	319
G5081G	324
G5084	319
G5084G	324
G5718	320
G5718G	325
G5721	320
G5721G	325
G5724	320
G5724G	325
G5727	320
G5727G	325
G5730	320
G5730G	325
G5733	320
G5733G	325
G5736	320
G5736G	325
G5739	320
G5739G	325
G5742	320
G5742G	325
G5745	320
G5745G	325
G5748	320
G5748G	325
G5751	320
G5751G	325
G5754	320
G5754G	325
G5757	320
G5757G	325
G5760	320
G5760G	325
G5763	320
G5763G	325
G5766	320
G5766G	325
G5769	320
G5769G	325
G5772	320
G5772G	325
G5775	320
G5775G	325
G5778	320
G5778G	325
G5781	320
G5781G	325
G5784	320
G5784G	325
G40715GS	328
G40718GS	328
G40721GS	328
G40724GS	328
G40727GS	328
G40730GS	328
G40733GS	328
G40736GS	328
G40739GS	328
G40742GS	328
G40745GS	328
G40748GS	328
G40751GS	328
G40754GS	328
G40757GS	328
G40760GS	328
G40763GS	328
G40766GS	328
G40769GS	328
G40772GS	328
G40775GS	328
G40778GS	328
G40781GS	328
G41324GS	329
G41327GS	329
G41330GS	329
G41333GS	329
G41336GS	329
G41339GS	329
G41342GS	329
G41345GS	329
G41348GS	329
G41351GS	329
G41354GS	329
G41357GS	329
G41360GS	329
G41363GS	329
G41366GS	329
G41369GS	329
G41372GS	329
G41375GS	329
G41378GS	329
G41381GS	329
G41515GS	330
G41518GS	330
G41521GS	330
G41524GS	330
G41527GS	330
G41530GS	330
G41533GS	330
G41536GS	330
G41539GS	330
G41542GS	330
G41545GS	330
G41548GS	330
G41551GS	330
G41554GS	330
G41557GS	330
G41560GS	330
G41563GS	330
G41566GS	330
G41569GS	330
G41572GS	330
G41575GS	330
G41578GS	330
G41581GS	330
GACRL12	333
GACRL18	333
GACRL24	333
GACRL30	333
GACRL36	333
GBRSF	333
GCHMT	333
GCHRB	333
GCKPM	326, 327
GCTKS	331
GFT1	332
GFT2	332
GHMB2030	332
GHMB2630	332
GL3018L	306
GL3018LG	311
GL3018R	306
GL3018RG	311
GL3021L	306
GL3021LG	311
GL3021R	306
GL3021RG	311
GL3024L	306
GL3024LG	311
GL3024R	306
GL3024RG	311
GL3027L	306
GL3027LG	311
GL3027R	306
GL3027RG	311
GL3030L	306
GL3030LG	311
GL3030R	306
GL3030RG	311
GL3036L	306
GL3036LG	311
GL3036R	306
GL3036RG	311
GL3042L	306
GL3042LG	311
GL3042R	306
GL3042RG	311
GL3048L	306
GL3048LG	311
GL3048R	306
GL3048RG	311
GL3054L	306
GL3054LG	311
GL3054R	306
GL3054RG	311
GL3060L	306
GL3060LG	311
GL3060R	306
GL3060RG	311
GL3066L	306
GL3066LG	311
GL3066R	306
GL3066RG	311
GL3072L	306
GL3072LG	311
GL3072R	306
GL3072RG	311
GL3078L	306
GL3078LG	311
GL3078R	306
GL3078RG	311
GL3518L	307
GL3518LG	312
GL3518R	307
GL3518RG	312
GL3521L	307
GL3521LG	312
GL3521R	307
GL3521RG	312
GL3524L	307
GL3524LG	312
GL3524R	307
GL3524RG	312
GL3527L	307
GL3527LG	312
GL3527R	307
GL3527RG	312
GL3530L	307
GL3530LG	312
GL3530R	307
GL3530RG	312
GL3536L	307
GL3536LG	312
GL3536R	307
GL3536RG	312
GL3542L	307
GL3542LG	312
GL3542R	307
GL3542RG	312
GL3548L	307
GL3548LG	312
GL3548R	307
GL3548RG	312
GL3554L	307
GL3554LG	312
GL3554R	307
GL3554RG	312
GL3560L	307
GL3560LG	312
GL3560R	307
GL3560RG	312
GL3566L	307
GL3566LG	312
GL3566R	307
GL3566RG	312
GL3572L	307
GL3572LG	312
GL3572R	307
GL3572RG	312
GL3578L	307
GL3578LG	312
GL3578R	307
GL3578RG	312
GL4218L	308
GL4218LG	313
GL4218R	308
GL4218RG	313
GL4221L	308
GL4221LG	313
GL4221R	308
GL4221RG	313
GL4224L	308
GL4224LG	313
GL4224R	308
GL4224RG	313
GL4227L	308
GL4227LG	313
GL4227R	308
GL4227RG	313
GL4230L	308
GL4230LG	313
GL4230R	308
GL4230RG	313
GL4236L	308
GL4236LG	313
GL4236R	308
GL4236RG	313
GL4242L	308
GL4242LG	313
GL4242R	308
GL4242RG	313
GL4248L	308
GL4248LG	313
GL4248R	308
GL4248RG	313
GL4254L	308
GL4254LG	313
GL4254R	308
GL4254RG	313
GL4260L	308
GL4260LG	313
GL4260R	308
GL4260RG	313
GL4266L	308
GL4266LG	313
GL4266R	308
GL4266RG	313
GL4272L	308
GL4272LG	313
GL4272R	308
GL4272RG	313
GL4278L	308
GL4278LG	313
GL4278R	308
GL4278RG	313
GL5018L	309
GL5018LG	314
GL5018R	309
GL5018RG	314
GL5021L	309
GL5021LG	314
GL5021R	309
GL5021RG	314
GL5024L	309
GL5024LG	314
GL5024R	309
GL5024RG	314
GL5027L	309
GL5027LG	314
GL5027R	309
GL5027RG	314
GL5030L	309
GL5030LG	314
GL5030R	309
GL5030RG	314
GL5036L	309
GL5036LG	314
GL5036R	309
GL5036RG	314
GL5042L	309
GL5042LG	314
GL5042R	309
GL5042RG	314
GL5048L	309
GL5048LG	314
GL5048R	309

Cross Reference Index

by Model Number

Model	Page
GL5048RG	314
GL5054L	309
GL5054LG	314
GL5054R	309
GL5054RG	314
GL5060L	309
GL5060LG	314
GL5060R	309
GL5060RG	314
GL5066L	309
GL5066LG	314
GL5066R	309
GL5066RG	314
GL5072L	309
GL5072LG	314
GL5072R	309
GL5072RG	314
GL5078L	309
GL5078LG	314
GL5078R	309
GL5078RG	314
GL5718L	310
GL5718LG	315
GL5718R	310
GL5718RG	315
GL5721L	310
GL5721LG	315
GL5721R	310
GL5721RG	315
GL5724L	310
GL5724LG	315
GL5724R	310
GL5724RG	315
GL5727L	310
GL5727LG	315
GL5727R	310
GL5727RG	315
GL5730L	310
GL5730LG	315
GL5730R	310
GL5730RG	315
GL5736L	310
GL5736LG	315
GL5736R	310
GL5736RG	315
GL5742L	310
GL5742LG	315
GL5742R	310
GL5742RG	315
GL5748L	310
GL5748LG	315
GL5748R	310
GL5748RG	315
GL5754L	310
GL5754LG	315
GL5754R	310
GL5754RG	315
GL5760L	310
GL5760LG	315
GL5760R	310
GL5760RG	315
GL5766L	310
GL5766LG	315
GL5766R	310
GL5766RG	315
GL5772L	310
GL5772LG	315
GL5772R	310
GL5772RG	315
GL5778L	310
GL5778LG	315
GL5778R	310
GL5778RG	315
GMB1524	332
GMB1530	332
GMB1536	332
GMB1542	332
GMB1548	332
GMB1554	332
GMB1560	332
GMB2224	332
GMB2230	332
GMB2236	332
GMB2242	332
GMB2248	332
GMB2254	332
GMB2260	332
GS3081	316
GS3081G	321
GS3087	316
GS3087G	321
GS3093	316
GS3093G	321
GS3099	316
GS3099G	321
GS3581	317
GS3581G	322
GS3587	317
GS3587G	322
GS3593	317
GS3593G	322
GS3599	317
GS3599G	322
GS4281	318
GS4281G	323
GS4287	318
GS4287G	323
GS4293	318
GS4293G	323
GS4299	318
GS4299G	323
GS5081	319
GS5081G	324
GS5087	319
GS5087G	324
GS5093	319
GS5093G	324
GS5099	319
GS5099G	324
GS5781	320
GS5781G	325
GS5787	320
GS5787G	325
GS5793	320
GS5793G	325
GS5799	320
GS5799G	325
GS30105	316
GS30105G	321
GS30111	316
GS30111G	321
GS30117	316
GS30117G	321
GS30123	316
GS30123G	321
GS30129	316
GS30129G	321
GS30135	316
GS30135G	321
GS30141	316
GS30141G	321
GS30147	316
GS30147G	321
GS35105	317
GS35105G	322
GS35111	317
GS35111G	322
GS35117	317
GS35117G	322
GS35123	317
GS35123G	322
GS35129	317
GS35129G	322
GS35135	317
GS35135G	322
GS35141	317
GS35141G	322
GS35147	317
GS35147G	322
GS42105	318
GS42105G	323
GS42111	318
GS42111G	323
GS42117	318
GS42117G	323
GS42123	318
GS42123G	323
GS42129	318
GS42129G	323
GS42135	318
GS42135G	323
GS42141	318
GS42141G	323
GS42147	318
GS42147G	323
GS50105	319
GS50105G	324
GS50111	319
GS50111G	324
GS50117	319
GS50117G	324
GS50123	319
GS50123G	324
GS50129	319
GS50129G	324
GS50135	319
GS50135G	324
GS50141	319
GS50141G	324
GS50147	319
GS50147G	324
GS57105	320
GS57105G	325
GS57111	320
GS57111G	325
GS57117	320
GS57117G	325
GS57123	320
GS57123G	325
GS57129	320
GS57129G	325
GS57135	320
GS57135G	325
GS57141	320
GS57141G	325
GS57147	320
GS57147G	325
GS870924	394
GS870930	394
GS870948	394
GS870960	394
GSGKL	326, 327
GSGKM	326, 327
GSTF12	333
GSTF18	333
GSTF24	333
GSTF30	333
GSTF36	333
GSTF42	333
GSTF48	333
GSTF54	333
GSTF60	333
GSTF66	333
GSTF72	333
GSTF78	333
GSTFN7578	326, 327
GSTFN8184	326, 327
GT3018	306
GT3018G	311
GT3021	306
GT3021G	311
GT3024	306
GT3024G	311
GT3027	306
GT3027G	311
GT3030	306
GT3030G	311
GT3036	306
GT3036G	311
GT3042	306
GT3042G	311
GT3048	306
GT3048G	311
GT3054	306
GT3054G	311
GT3060	306
GT3060G	311
GT3066	306
GT3066G	311
GT3072	306
GT3072G	311
GT3078	306
GT3078G	311
GT3518	307
GT3518G	312
GT3521	307
GT3521G	312
GT3524	307
GT3524G	312
GT3527	307
GT3527G	312
GT3530	307
GT3530G	312
GT3536	307
GT3536G	312
GT3542	307
GT3542G	312
GT3548	307
GT3548G	312
GT3554	307
GT3554G	312
GT3560	307
GT3560G	312
GT3566	307
GT3566G	312
GT3572	307
GT3572G	312
GT3578	307
GT3578G	312
GT4218	308
GT4218G	313
GT4221	308
GT4221G	313
GT4224	308
GT4224G	313
GT4227	308
GT4227G	313
GT4230	308
GT4230G	313
GT4236	308
GT4236G	313
GT4242	308
GT4242G	313
GT4248	308
GT4248G	313
GT4254	308
GT4254G	313
GT4260	308
GT4260G	313
GT4266	308
GT4266G	313
GT4272	308
GT4272G	313
GT4278	308
GT4278G	313
GT5018	309
GT5018G	314
GT5021	309
GT5021G	314
GT5024	309
GT5024G	314
GT5027	309
GT5027G	314
GT5030	309
GT5030G	314
GT5036	309
GT5036G	314
GT5042	309
GT5042G	314
GT5048	309
GT5048G	314
GT5054	309
GT5054G	314
GT5060	309
GT5060G	314
GT5066	309
GT5066G	314
GT5072	309
GT5072G	314
GT5078	309

Cross Reference Index

by Model Number

Model	Page
GT5078G	314
GT5718	310
GT5718G	315
GT5721	310
GT5721G	315
GT5724	310
GT5724G	315
GT5727	310
GT5727G	315
GT5730	310
GT5730G	315
GT5736	310
GT5736G	315
GT5742	310
GT5742G	315
GT5748	310
GT5748G	315
GT5754	310
GT5754G	315
GT5760	310
GT5760G	315
GT5766	310
GT5766G	315
GT5772	310
GT5772G	315
GT5778	310
GT5778G	315
GT301824	306
GT301824G	311
GT301830	306
GT301830G	311
GT302418	306
GT302418G	311
GT302430	306
GT302430G	311
GT303018	306
GT303018G	311
GT303024	306
GT303024G	311
GT351824	307
GT351824G	312
GT351830	307
GT351830G	312
GT352418	307
GT352418G	312
GT352430	307
GT352430G	312
GT353018	307
GT353018G	312
GT353024	307
GT353024G	312
GT421824	308
GT421824G	313
GT421830	308
GT421830G	313
GT422418	308
GT422418G	313
GT422430	308
GT422430G	313
GT423018	308
GT423018G	313
GT423024	308
GT423024G	313
GT501824	309
GT501824G	314
GT501830	309
GT501830G	314
GT502418	309
GT502418G	314
GT502430	309
GT502430G	314
GT503018	309
GT503018G	314
GT503024	309
GT503024G	314
GT571824	310
GT571824G	315
GT571830	310
GT571830G	315
GT572418	310
GT572418G	315
GT572430	310
GT572430G	315
GT573018	310
GT573018G	315
GT573024	310
GT573024G	315
GTB1524	332
GTB1530	332
GTB1536	332
GTB1542	332
GTB1548	332
GTB1554	332
GTB1560	332
GTB2224	332
GTB2230	332
GTB2236	332
GTB2242	332
GTB2248	332
GTB2254	332
GTB2260	332
GTEMP	306, 307, 308, 309, 310, 311, 312, 313, 314, 315
GTK3CON30F	327
GTK3CON30R	327
GTK3CON35F	327
GTK3CON35R	327
GTK3CON42F	327
GTK3CON42R	327
GTK3CON50F	327
GTK3CON50R	327
GTK3CON57F	327
GTK3CON57R	327
GTK3CON65F	327
GTK3CON65R	327
GTK3CON72F	327
GTK3CON72R	327
GTK3CON80F	327
GTK3CON80R	327
GTK3CON87F	327
GTK3CON87R	327
GTKCKP	327
GTKGK30	327
GTSKCKP	327
GWPSF	333
GWS30	331
GWS35	331
GWS42	331
GWS50	331
GWS57	331
GWSBK	331
GZ3CON30	326
GZ3CON35	326
GZ3CON42	326
GZ3CON50	326
GZ3CON57	326
GZ3CON65	326
GZ3CON72	326
GZ3CON80	326
GZ3CON87	326
GZCKP	326
K5CT1524SC	270
K5CT1815SC	264, 270
K5CT1818SC	264
K5CT1824SC	264
K5CT1830SC	264
K5CT1836SC	264
K5CT1842SC	264
K5CT1848SC	264
LKFE	404
NHBRHDBKCSE	32
NHBRHDFRM	26
NHBRHDFRMEXT	26
NHBRHDMIFB	30
NHBRHDMIFF	30
NHBRHDMIGMBB	31
NHBRHDMIGMBF	31
NHBRHDMIMB	28
NHBRHDMIMF	28
NHBRHDMIPMB	29
NHBRHDMIPMF	29
NHBRHDPLANT	33
NHBRHDSHELF	32
NHBRHDTBIFB	30
NHBRHDTBIFF	30
NHBRHDTBILB	27
NHBRHDTBILF	27
NHBRHDTBIMB	28
NHBRHDTBIMF	28
NHBRHDTBIPMB	29
NHBRHDTBIPMF	29
OH1524FD	131, 274
OH1524HD	131, 274
OH1524SD	131, 274
OH1530FD	131, 274
OH1530HD	131, 274
OH1530RD	132, 275
OH1530SD	131, 274
OH1536FD	131, 274
OH1536HD	131, 274
OH1536RD	132, 275
OH1536SD	131, 274
OH1542FD	131, 274
OH1542HD	131, 274
OH1542RD	132, 275
OH1542SD	131, 274
OH1548FD	131, 274
OH1548HD	131, 274
OH1548RD	132, 275
OH1548SD	131, 274
OH1560FD	131, 274
OH1560RD	132, 275
OH1560SD	131, 274
PMP41	126
PMP47	126
PMP53	126
POHRTA36S	132, 275
POHRTA48S	132, 275
POHRTA1536FD	132, 275
POHRTA1542FD	132, 275
POHRTA1548FD	132, 275
PRFTSKCL	395
PRFTSKFS	395
PRFTSKTR	395
RFDRW48	374
RFDRW54	374
RFDRW60	374
RFDRW66	374
RFDRW72	374
RFDRWAB	374
RFDRWCNPP	376
RFDRWCNPPE	376
RFDRWCNPPM	376
RFDRWHUBEND	375
RFDRWHUBENDT	375
RFDRWHUBL	375
RFDRWHUBLIN	375
RFDRWHUBT	375
RFDRWHUBX	375
RFDRWLEG	374
RFDRWSC48	377
RFDRWSC54	377
RFDRWSC60	377
RFDRWSC66	377
RFDRWSC72	377
RFDRWWM	376
T6BK	124, 239
T6CB12L	124, 239
T6CB12R	124, 239
T6CB18L	124, 239
T6CB18R	124, 239
T6CB24L	124, 239
T6CB24R	124, 239
T6SB	124, 239
T7DV	131, 133, 274
T612FB	124, 239
T624CB	124, 239
T624FB	124, 239
T630FB	124, 239
T5622EL	116, 231
T5622ER	116, 231
T5623EL	116, 231
T5623ER	116, 231
T5632EL	116, 231
T5632ER	116, 231
T5633EL	116, 231
T5633ER	116, 231
T5722EL	116, 231
T5722ER	116, 231
T5723EL	116, 231
T5723ER	116, 231
T5732EL	116, 231
T5732ER	116, 231
T5733EL	116, 231
T5733ER	116, 231
T5822EL	116, 231
T5822ER	116, 231
T5832EL	116, 231
T5832ER	116, 231
T5922EL	116, 231
T5922ER	116, 231
T5932EL	116, 231
T5932ER	116, 231
T52024S	226
T52030S	226
T52036S	226
T52042S	226
T52048S	226
T52054S	226
T52060S	226
T52066S	226
T52072S	226
T52078S	226
T52084S	226
T52090S	226
T52096S	226
T52424S	113, 226
T52430S	113, 226
T52436S	113, 226
T52442S	113, 226
T52448S	113, 226
T52454S	113, 226
T52460S	113, 226
T52466S	113, 226
T52472S	113, 226
T52478S	113, 226
T52484S	113, 226
T52490S	113, 226
T52496S	113, 226
T53024S	113, 227
T53030S	113, 227
T53036S	113, 227
T53042S	113, 227
T53048S	113, 227
T53054S	113, 227
T53060B	117, 232
T53060S	113, 227
T53066B	117, 232
T53066S	113, 227
T53072B	117, 232
T53072PL	117, 232
T53072PR	117, 232
T53072S	113, 227
T53078S	113, 227
T53084S	113, 227
T53090S	113, 227
T53096S	113, 227
T53624CR	115, 230
T53624SC	115, 230
T53660B	117, 232
T53660S	227
T53666B	117, 232
T53666S	227
T53672B	117, 232
T53672S	227
T54224CR	115, 230
T54224SC	115, 230
T54230CR	115, 230
T54230SC	115, 230
T54662JL	117, 232
T54662JR	117, 232
T54663JL	117, 232
T54663JR	117, 232
T54722JL	117, 232
T54722JR	117, 232
T54723JL	117, 232
T54723JR	117, 232
T54824CR	115, 230
T54824SC	115, 230

Cross Reference Index

by Model Number

Model	Page
T54830CR	115, 230
T54830SC	115, 230
TAWG	95, 212, 265
TBPLATE3-36	96, 213
TBPLATE3-42	96, 213
TBPLATE3-48	96, 213
TBPLATE3-60	96, 213
TK4TRAYMS	78, 184
TK24FR	57
TK30FR	57
TK36FR	57
TK42FR	57
TK48FR	57
TK60FR	57
TK305H	62
TK305HF	62
TK307H	62
TK307HF	62
TK307HG	62
TK307HGF	62
TK307L	60
TK307LF	60
TK307S	61
TK307SF	61
TK307T	60
TK307TF	60
TK307X	60
TK307XF	60
TK312B	61
TK312BF	61
TK312C	61
TK312CF	61
TK312H	62
TK312HF	62
TK312L	60
TK312LF	60
TK312S	61
TK312SF	61
TK312T	60
TK312TF	60
TK312X	60
TK312XF	60
TK315B	61
TK315BF	61
TK315C	61
TK315CF	61
TK315E	62
TK315EF	62
TK315H	62
TK315HF	62
TK315HG	62
TK315HGF	62
TK315L	60
TK315LF	60
TK315S	61
TK315SF	61
TK315T	60
TK315TF	60
TK315W	62
TK315WF	62
TK315X	60
TK315XF	60
TK320B	61
TK320BF	61
TK320C	61
TK320CF	61
TK320H	62
TK320HF	62
TK320L	60
TK320LF	60
TK320S	61
TK320SF	61
TK320T	60
TK320TF	60
TK320X	60
TK320XF	60
TK322E	62
TK322EF	62
TK322H	62
TK322HF	62
TK322L	60
TK322LF	60
TK322S	61
TK322SF	61
TK322T	60
TK322TF	60
TK322W	62
TK322WF	62
TK322X	60
TK322XF	60
TK324PT	58
TK324PTFK	58
TK327B	61
TK327BF	61
TK327C	61
TK327CF	61
TK327H	62
TK327HF	62
TK327L	60
TK327LF	60
TK327S	61
TK327SF	61
TK327T	60
TK327TF	60
TK327X	60
TK327XF	60
TK330B	61
TK330BF	61
TK330C	61
TK330CF	61
TK330E	62
TK330EF	62
TK330H	62
TK330HF	62
TK330L	60
TK330LF	60
TK330PT	58
TK330PTFK	58
TK330S	61
TK330SF	61
TK330T	60
TK330TF	60
TK330W	62
TK330WF	62
TK330X	60
TK330XF	60
TK332B	61
TK332BF	61
TK332C	61
TK332CF	61
TK332E	62
TK332EF	62
TK332L	60
TK332LF	60
TK332S	61
TK332SF	61
TK332T	60
TK332TF	60
TK332W	62
TK332WF	62
TK332X	60
TK332XF	60
TK335B	61
TK335BF	61
TK335C	61
TK335CF	61
TK335E	62
TK335EF	62
TK335L	60
TK335LF	60
TK335S	61
TK335SF	61
TK335T	60
TK335TF	60
TK335W	62
TK335WF	62
TK335X	60
TK335XF	60
TK336PT	58
TK336PTFK	58
TK342B	61
TK342BF	61
TK342C	61
TK342CF	61
TK342E	62
TK342EF	62
TK342L	60
TK342LF	60
TK342PT	58
TK342PTFK	58
TK342S	61
TK342SF	61
TK342T	60
TK342TF	60
TK342W	62
TK342WF	62
TK342X	60
TK342XF	60
TK348PT	58
TK348PTFK	58
TK350B	61
TK350BF	61
TK350C	61
TK350CF	61
TK350E	62
TK350EF	62
TK350L	60
TK350LF	60
TK350S	61
TK350SF	61
TK350T	60
TK350TF	60
TK350W	62
TK350WF	62
TK350X	60
TK350XF	60
TK354PT	58
TK354PTFK	58
TK357B	61
TK357BF	61
TK357C	61
TK357CF	61
TK357E	62
TK357EF	62
TK357L	60
TK357LF	60
TK357S	61
TK357SF	61
TK357T	60
TK357TF	60
TK357W	62
TK357WF	62
TK357X	60
TK357XF	60
TK360PT	58
TK360PTFK	58
TK365B	61
TK365BF	61
TK365C	61
TK365CF	61
TK365E	62
TK365EF	62
TK365L	60
TK365LF	60
TK365S	61
TK365SF	61
TK365T	60
TK365TF	60
TK365W	62
TK365WF	62
TK365X	60
TK365XF	60
TK365YEB	64, 125
TK365YM	64, 125
TK366PT	58
TK366PTFK	58
TK368PT	58
TK368PTFK	58
TK372PT	58
TK372PTFK	58
TK378PT	58
TK378PTFK	58
TK380E	62
TK380EF	62
TK380L	60
TK380LF	60
TK380S	61
TK380SF	61
TK380T	60
TK380TF	60
TK380X	60
TK380XF	60
TK384PT	58
TK384PTFK	58
TK387E	62
TK387EF	62
TK387L	60
TK387LF	60
TK387S	61
TK387SF	61
TK387T	60
TK387TF	60
TK387W	62
TK387WF	62
TK387X	60
TK387XF	60
TK390PT	58
TK390PTFK	58
TK396PT	58
TK396PTFK	58
TK01524	56
TK01530	56
TK01536	56
TK01542	56
TK01548	56
TK01560	56
TK02224	56
TK02230	56
TK02236	56
TK02242	56
TK02248	56
TK02260	56
TK03024	56
TK03030	56
TK03036	56
TK03042	56
TK03048	56
TK03060	56
TK03224WF	55
TK03224WR	55
TK03230WF	55
TK03230WR	55
TK03236WF	55
TK03236WR	55
TK03242WF	55
TK03242WR	55
TK03248WF	55
TK03248WR	55
TK03260WF	55
TK03260WR	55
TK03524WF	55
TK03524WR	55
TK03530WF	55
TK03530WR	55
TK03536WF	55
TK03536WR	55
TK03542WF	55
TK03542WR	55
TK03548WF	55
TK03548WR	55
TK03560WF	55
TK03560WR	55
TK04224WF	55
TK04224WR	55
TK04230WF	55
TK04230WR	55
TK04236WF	55
TK04236WR	55
TK04242WF	55
TK04242WR	55
TK04248WF	55
TK04248WR	55
TK04260WF	55
TK04260WR	55
TK05024WF	55
TK05024WR	55
TK05030WF	55
TK05030WR	55
TK05036WF	55
TK05036WR	55

Cross Reference Index

by Model Number

Model	Page
TK05042WF	55
TK05042WR	55
TK05048WF	55
TK05048WR	55
TK05060WF	55
TK05060WR	55
TK05724WF	55
TK05724WR	55
TK05730WF	55
TK05730WR	55
TK05736WF	55
TK05736WR	55
TK05742WF	55
TK05742WR	55
TK05748WF	55
TK05748WR	55
TK05760WF	55
TK05760WR	55
TK06524WF	55
TK06524WR	55
TK06530WF	55
TK06530WR	55
TK06536WF	55
TK06536WR	55
TK06542WF	55
TK06542WR	55
TK06548WF	55
TK06548WR	55
TK06560WF	55
TK06560WR	55
TK18742D	57
TK18742DF	57
TK40724CTK	80
TK40724FD	79
TK40724PS	79
TK40724SP	79
TK40724SW	69
TK40724TGSF	59
TK40730CTK	80
TK40730FD	79
TK40730PS	79
TK40730SP	79
TK40730SW	69
TK40730TGSF	59
TK40736CTK	80
TK40736FD	79
TK40736PS	79
TK40736SP	79
TK40736SW	69
TK40736TGSF	59
TK40742CTK	80
TK40742FD	79
TK40742PS	79
TK40742SP	79
TK40742SW	69
TK40742TGSF	59
TK40748CTK	80
TK40748FD	79
TK40748PS	79
TK40748SP	79
TK40748SW	69
TK40748TGSF	59
TK40754TGSF	59
TK40760CTK	80
TK40760FD	79
TK40760PS	79
TK40760SP	79
TK40760SW	69
TK40760TGSF	59
TK40766TGSF	59
TK40772TGSF	59
TK40778TGSF	59
TK40784TGSF	59
TK40790TGSF	59
TK40796TGSF	59
TK41524CTK	80
TK41524FD	79
TK41524GK	77
TK41524PS	79
TK41524SP	79
TK41524SW	69
TK41524TGSF	59
TK41530CTK	80
TK41530FD	79
TK41530GK	77
TK41530PS	79
TK41530SP	79
TK41530SW	69
TK41530TGSF	59
TK41530V	81
TK41536CTK	80
TK41536FD	79
TK41536GK	77
TK41536PS	79
TK41536SP	79
TK41536SW	69
TK41536TGSF	59
TK41542CTK	80
TK41542FD	79
TK41542GK	77
TK41542PS	79
TK41542SP	79
TK41542SW	69
TK41542TGSF	59
TK41548CTK	80
TK41548FD	79
TK41548GK	77
TK41548PS	79
TK41548SP	79
TK41548SW	69
TK41548TGSF	59
TK41548V	81
TK41554TGSF	59
TK41560CTK	80
TK41560FD	79
TK41560GK	77
TK41560PS	79
TK41560SP	79
TK41560SW	69
TK41560TGSF	59
TK41566TGSF	59
TK41572TGSF	59
TK41578TGSF	59
TK41584TGSF	59
TK41590TGSF	59
TK41596TGSF	59
TK42224CTK	80
TK42224FD	79
TK42224GK	77
TK42224PS	79
TK42224SP	79
TK42230CTK	80
TK42230FD	79
TK42230GK	77
TK42230PS	79
TK42230SP	79
TK42236CTK	80
TK42236FD	79
TK42236GK	77
TK42236PS	79
TK42236SP	79
TK42242CTK	80
TK42242FD	79
TK42242GK	77
TK42242PS	79
TK42242SP	79
TK42248CTK	80
TK42248FD	79
TK42248GK	77
TK42248PS	79
TK42248SP	79
TK42248V	81
TK42260CTK	80
TK42260FD	79
TK42260GK	77
TK42260PS	79
TK42260SP	79
TK43024CTK	80
TK43024FD	79
TK43024GK	77
TK43024PS	79
TK43024SP	79
TK43030CTK	80
TK43030FD	79
TK43030GK	77
TK43030PS	79
TK43030SP	79
TK43030V	81
TK43036CTK	80
TK43036FD	79
TK43036GK	77
TK43036PS	79
TK43036SP	79
TK43036V	81
TK43042CTK	80
TK43042FD	79
TK43042GK	77
TK43042PS	79
TK43042SP	79
TK43048CTK	80
TK43048FD	79
TK43048GK	77
TK43048PS	79
TK43048SP	79
TK43048V	81
TK43060CTK	80
TK43060FD	79
TK43060GK	77
TK43060PS	79
TK43060SP	79
TK44230V	81
TK44242V	81
TK44248V	81
TK851524CP	119
TK851524P	119
TK851524PF	119
TK851530CP	119
TK851530P	119
TK851530PF	119
TK851536CP	119
TK851536P	119
TK851536PF	119
TK851542P	119
TK851542PF	119
TK851548P	119
TK851548PF	119
TK851554P	119
TK851554PF	119
TK851560P	119
TK851560PF	119
TK851566P	119
TK851566PF	119
TK851572P	119
TK851572PF	119
TKCWD29L	125
TKCWD29R	125
TKDMK30	57
TKDMK36	57
TKDMK42	57
TKDMK48	57
TKDPA29L	125
TKDPA29R	125
TKEB29L	125
TKEB29R	125
TKEP1129PL	124, 125
TKEP1129PR	124, 125
TKEP2429PL	124, 125
TKEP2429PR	124, 125
TKEP3029PL	124, 125
TKEP3029PR	124, 125
TKG40724FS	69
TKG40724LFD	79
TKG40724LM	72
TKG40724MS	78
TKG40724SH	70
TKG40724T	65
TKG40724TGSR	59
TKG40730FS	69
TKG40730LFD	79
TKG40730LM	72
TKG40730MS	78
TKG40730SH	70
TKG40730T	65
TKG40730TGSR	59
TKG40736FS	69
TKG40736LFD	79
TKG40736LM	72
TKG40736MS	78
TKG40736SH	70
TKG40736T	65
TKG40736TGSR	59
TKG40742FS	69
TKG40742LFD	79
TKG40742LM	72
TKG40742MS	78
TKG40742SH	70
TKG40742T	65
TKG40742TGSR	59
TKG40748FD	79
TKG40748FS	69
TKG40748LM	72
TKG40748MS	78
TKG40748SH	70
TKG40748T	65
TKG40748TGSR	59
TKG40754TGSR	59
TKG40760FS	69
TKG40760LFD	79
TKG40760LM	72
TKG40760MS	78
TKG40760SH	70
TKG40760T	65
TKG40760TGSR	59
TKG40766TGSR	59
TKG40772TGSR	59
TKG40778TGSR	59
TKG40784TGSR	59
TKG40790TGSR	59
TKG40796TGSR	59
TKG41524E	67
TKG41524FS	69
TKG41524LFD	79
TKG41524LM	72
TKG41524MS	78
TKG41524SH	70
TKG41524T	65
TKG41524TGSR	59
TKG41530E	67
TKG41530FS	69
TKG41530LFD	79
TKG41530LM	72
TKG41530MS	78
TKG41530SH	70
TKG41530T	65
TKG41530TGSR	59
TKG41536E	67
TKG41536FS	69
TKG41536LFD	79
TKG41536LM	72
TKG41536MS	78
TKG41536SH	70
TKG41536T	65
TKG41536TGSR	59
TKG41542E	67
TKG41542FD	79
TKG41542FS	69
TKG41542LM	72
TKG41542MS	78
TKG41542SH	70
TKG41542T	65
TKG41542TGSR	59
TKG41548E	67
TKG41548FS	69
TKG41548LFD	79
TKG41548LM	72
TKG41548MS	78
TKG41548SH	70
TKG41548T	65
TKG41548TGSR	59
TKG41554TGSR	59
TKG41560E	67
TKG41560FS	69
TKG41560LFD	79
TKG41560LM	72
TKG41560MS	78
TKG41560SH	70
TKG41560T	65
TKG41560TGSR	59
TKG41566TGSR	59
TKG41572TGSR	59

Cross Reference Index

by Model Number

Model	Page
TKG41578TGSR	59
TKG41584TGSR	59
TKG41590TGSR	59
TKG41596TGSR	59
TKG42224E	67
TKG42224FS	69
TKG42224LFD	79
TKG42224LM	72
TKG42224LTF	74
TKG42224MS	78
TKG42224SH	70
TKG42224T	65
TKG42230E	67
TKG42230FS	69
TKG42230LFD	79
TKG42230LM	72
TKG42230LTF	74
TKG42230MS	78
TKG42230SH	70
TKG42230T	65
TKG42236E	67
TKG42236FS	69
TKG42236LFD	79
TKG42236LM	72
TKG42236LTF	74
TKG42236MS	78
TKG42236SH	70
TKG42236T	65
TKG42242E	67
TKG42242FS	69
TKG42242LFD	79
TKG42242LM	72
TKG42242LTF	74
TKG42242MS	78
TKG42242SH	70
TKG42242T	65
TKG42248E	67
TKG42248FS	69
TKG42248LFD	79
TKG42248LM	72
TKG42248LTF	74
TKG42248MS	78
TKG42248SH	70
TKG42248T	65
TKG42260E	67
TKG42260FS	69
TKG42260LFD	79
TKG42260LM	72
TKG42260LTF	74
TKG42260MS	78
TKG42260SH	70
TKG42260T	65
TKG42524LM	72
TKG42524LTF	74
TKG42530LM	72
TKG42530LTF	74
TKG42536LM	72
TKG42536LTF	74
TKG42542LM	72
TKG42542LTF	74
TKG42548LM	72
TKG42548LTF	74
TKG42554SLS	75
TKG42554SLSTF	76
TKG42560LM	72
TKG42560LTF	74
TKG42560SLS	75
TKG42560SLSTF	76
TKG42566SLS	75
TKG42566SLSTF	76
TKG42572SLS	75
TKG42572SLSTF	76
TKG42578SLS	75
TKG42578SLSTF	76
TKG42584SLS	75
TKG42584SLSTF	76
TKG42590SLS	75
TKG42590SLSTF	76
TKG42596SLS	75
TKG42596SLSTF	76
TKG43024E	67
TKG43024FS	69
TKG43024LFD	79
TKG43024LM	72
TKG43024LTF	74
TKG43024MS	78
TKG43024SH	70
TKG43024T	65
TKG43030E	67
TKG43030FS	69
TKG43030LFD	79
TKG43030LM	72
TKG43030LTF	74
TKG43030MS	78
TKG43030SH	70
TKG43030T	65
TKG43036E	67
TKG43036FS	69
TKG43036LFD	79
TKG43036LM	72
TKG43036LTF	74
TKG43036MS	78
TKG43036SH	70
TKG43036T	65
TKG43042E	67
TKG43042FS	69
TKG43042LFD	79
TKG43042LM	72
TKG43042LTF	74
TKG43042MS	78
TKG43042SH	70
TKG43042T	65
TKG43048E	67
TKG43048FS	69
TKG43048LFD	79
TKG43048LM	72
TKG43048LTF	74
TKG43048MS	78
TKG43048SH	70
TKG43048T	65
TKG43054SLS	75
TKG43054SLSTF	76
TKG43060E	67
TKG43060FS	69
TKG43060LFD	79
TKG43060LM	72
TKG43060LTF	74
TKG43060MS	78
TKG43060SH	70
TKG43060SLS	75
TKG43060SLSTF	76
TKG43060T	65
TKG43066SLS	75
TKG43066SLSTF	76
TKG43072SLS	75
TKG43072SLSTF	76
TKG43078SLS	75
TKG43078SLSTF	76
TKG43084SLS	75
TKG43084SLSTF	76
TKG43090SLS	75
TKG43090SLSTF	76
TKG43096SLS	75
TKG43096SLSTF	76
TKG43224E	67
TKG43224FS	69
TKG43224T	65
TKG43230E	67
TKG43230FS	69
TKG43230T	65
TKG43236E	67
TKG43236FS	69
TKG43236T	65
TKG43242E	67
TKG43242FS	69
TKG43242T	65
TKG43248E	67
TKG43248FS	69
TKG43248T	65
TKG43260E	67
TKG43260FS	69
TKG43260T	65
TKG43724LM	73
TKG43724LTF	74
TKG43730LM	73
TKG43730LTF	74
TKG43736LM	73
TKG43736LTF	74
TKG43742LM	73
TKG43742LTF	74
TKG43748LM	73
TKG43748LTF	74
TKG43760LM	73
TKG43760LTF	74
TKG44224E	68
TKG44224T	66
TKG44230E	68
TKG44230T	66
TKG44236E	68
TKG44236T	66
TKG44242E	68
TKG44242T	66
TKG44248E	68
TKG44248T	66
TKG44254SLS	75
TKG44254SLSTF	76
TKG44260E	68
TKG44260SLS	75
TKG44260SLSTF	76
TKG44260T	66
TKG44266SLS	75
TKG44266SLSTF	76
TKG44272SLS	75
TKG44272SLSTF	76
TKG44278SLS	75
TKG44278SLSTF	76
TKG44284SLS	75
TKG44284SLSTF	76
TKG44290SLS	75
TKG44290SLSTF	76
TKG44296SLS	75
TKG44296SLSTF	76
TKG44524LM	73
TKG44524LTF	74
TKG44530LM	73
TKG44530LTF	74
TKG44536LM	73
TKG44536LTF	74
TKG44542LM	73
TKG44542LTF	74
TKG44548LM	73
TKG44548LTF	74
TKG44560LM	73
TKG44560LTF	74
TKG45024E	68
TKG45024T	66
TKG45030E	68
TKG45030T	66
TKG45036E	68
TKG45036T	66
TKG45042E	68
TKG45042T	66
TKG45048E	68
TKG45048T	66
TKG45054SLS	75
TKG45054SLSTF	76
TKG45060E	68
TKG45060SLS	75
TKG45060SLSTF	76
TKG45060T	66
TKG45066SLS	75
TKG45066SLSTF	76
TKG45072SLS	75
TKG45072SLSTF	76
TKG45078SLS	75
TKG45078SLSTF	76
TKG45084SLS	75
TKG45084SLSTF	76
TKG45090SLS	75
TKG45090SLSTF	76
TKG45096SLS	75
TKG45096SLSTF	76
TKG45724E	68
TKG45724LM	73
TKG45724LTF	74
TKG45724T	66
TKG45730E	68
TKG45730LM	73
TKG45730LTF	74
TKG45730T	66
TKG45736E	68
TKG45736LM	73
TKG45736LTF	74
TKG45736T	66
TKG45742E	68
TKG45742LM	73
TKG45742LTF	74
TKG45742T	66
TKG45748E	68
TKG45748LM	73
TKG45748LTF	74
TKG45748T	66
TKG45760E	68
TKG45760T	66
TKG46024LM	73
TKG46024LTF	74
TKG46030LM	73
TKG46030LTF	74
TKG46036LM	73
TKG46036LTF	74
TKG46042LM	73
TKG46042LTF	74
TKG46048LM	73
TKG46048LTF	74
TKG46524E	68
TKG46524T	66
TKG46530E	68
TKG46530T	66
TKG46536E	68
TKG46536T	66
TKG46542E	68
TKG46542T	66
TKG46548E	68
TKG46548T	66
TKG46560E	68
TKG46560T	66
TKMP60	126
TKMP66	126
TKMP72	126
TKOM	57
TKPPBL	124
TKPPBR	124
TKRF	57
TKSB29	125
TKSK24	56, 64
TKSK30	56, 64
TKSK36	56, 64
TKSK42	56, 64
TKSK48	56, 64
TKSK60	56, 64
TKSL2429P	124, 125
TKSL3029P	124, 125
TN3LB	63
TN3NB	63
TN3SB	63
TN3TB	63
TN3VB	63
TN3VLB	63
TN3XB	63
TN24MS	56, 96
TN30MS	56, 96
TN36MS	56, 96
TN42MS	56, 96
TN48MS	56, 96
TN60MS	56, 96
TN524D	118
TN530D	118
TN51524S	120
TN51524SF	120
TN51530S	120
TN51530SF	120
TN51536S	120
TN51536SF	120
TN51542S	120
TN51542SF	120
TN51548S	120
TN51548SF	120
TN51554S	120
TN51554SF	120
TN51560S	120

Cross Reference Index

by Model Number

Model	Page
TN51560SF	120
TN51566S	120
TN51566SF	120
TN51572S	120
TN51572SF	120
TN52424C	120
TN52424CF	120
TN52424Q	118
TN52424SD	115
TN53030C	120
TN53030CF	120
TN53030Q	118
TN53636C	120
TN53636CF	120
TNV52424Q	123, 235
TNV53030Q	123, 235
TT629SC	124, 238
TT53024CB	115, 230
TT53624CB	115, 230
TT53660BT	114
TT53666BT	114
TT53672BT	114
TT54224CB	115, 230
TT54824CB	115, 230
TWTH	131, 274
U7WDA	391
U9TF	379
U9TM	379
U9TP	379
U9TS	379
U9WTC	96, 379
U912WTR	379
U918WTR	379
U924WTR	379
U930WTR	379
U936WTR	379
U942WTR	379
U948WTR	379
U954WTR	379
U960WTR	379
U966WTR	379
UH6536FD	133
UH6542FD	133
UH6548FD	133
UH6560FD	133
UH6566FD	133
UH6572FD	133
UHTB36	133
UHTB42	133
UHTB48	133
UHTB60	133
UHTB66	133
UHTB72	133
UN2HPSQ	376
UN2HPSQSK	376
UN924HT	367
UN936HT	367
UN948HT	367
UNQTMP	367, 396
UTP	95, 212
WANDFS	395
WANDFSOC	395
WANDFSUSB	395
WKSWMC	367, 376
Y6EPKP	238
Y6PPK	236
Y324YS	64, 125
Y330YS	64, 125
Y336YS	64, 125
Y342YS	64, 125
Y348YS	64, 125
Y360YS	64, 125
Y629LKMP	238
Y629LKNP	238
Y629NLK	238
Y51524S	119
Y51530S	119
Y51536S	119
Y51542S	119
Y51548S	119
Y51554S	119
Y51560S	119
Y51566S	119
Y51572S	119
Y52424C	119
Y53030C	119
Y53636C	119
Y62610SLPP	236
Y62620PENP	236
Y62624PENP	236
Y62910FENP	236
Y62910PENP	236
Y62910SLFP	236
Y62910SLPP	236
Y62920PENP	236
Y62924FENP	236
Y62924PENP	236
Y62924SLFP	236
Y62924SLPP	236
Y62930FENP	236
Y62930PENP	236
YWC24Z	268
YWC30Z	268
YWC36Z	268
YWC42Z	268
YWC48Z	268
YWC60Z	268
Z2NM	197, 274
Z2RF	162
Z2UP24	131, 274
Z2UP30	131, 274
Z2UP36	131, 274
Z2UP42	131, 274
Z2UP48	131, 274
Z2UP60	131, 274
Z3CONB	168
Z3CONC	168
Z3MP	197
Z3SS	169
Z3SSV	169
Z3TBGB	163
Z3TBGC	163
Z3TBGI	163
Z3TBGL	163
Z3TBGS	163
Z3TBGT	163
Z3TBGX	163
Z3UCON	168
Z3UCON10P	168
Z4STBRKT1	76, 189
Z4STBRKT2	76, 189
Z4UP24	131, 274
Z4UP30	131, 274
Z4UP36	131, 274
Z4UP42	131, 274
Z4UP48	131, 274
Z4UP60	131, 274
Z5SC42	113, 239
Z5SC48	113, 239
Z5SC54	113, 239
Z5SC60	113, 239
Z5SC66	113, 239
Z5SC72	113, 239
Z5SC78	113, 239
Z5SC84	113, 239
Z5WM48	239
Z5WM54	239
Z5WM60	239
Z5WM66	239
Z5WM72	239
Z5WM78	239
Z5WM84	239
Z6C3BK	197, 239
Z6CLFL	238
Z6CLFR	238
Z6CLHL	238
Z6CLHR	238
Z6EPK	197, 239
Z6LB	267
Z6MK	197, 239
Z6PL29FL	237
Z6PL29FP	237
Z6PL29FR	237
Z6PL29HP	237
Z6PL40FL	237
Z6PL40FP	237
Z6PL40FR	237
Z6PL40HL	237
Z6PL40HP	237
Z6PL40HR	237
Z6PTLFPC	237
Z6PTLFPG	237
Z6PTLHPC	237
Z6PTLHPG	237
Z6SCF	238
Z6SCH	238
Z6Z3MK	197, 239
Z130DMK	166
Z136DMK	166
Z142DMK	166
Z148DMK	166
Z224FR	162
Z224SK	162
Z230FR	162
Z230SK	162
Z235PP	210
Z236FR	162
Z236SK	162
Z242FR	162
Z242SK	162
Z248FR	162
Z248SK	162
Z260FR	162
Z260SK	162
Z265PP	210
Z307PB	173
Z307PBV	173
Z307PE	174
Z307PEV	174
Z307PF	169, 170, 172
Z307PFV	169, 170, 172
Z307PL	169, 170, 172
Z307PLV	169, 170, 172
Z307PTG	174
Z307PTGV	174
Z307PVH	169, 170, 172, 173
Z307PVHV	169, 170, 172, 173
Z315PB	173
Z315PBV	173
Z315PE	174
Z315PEV	174
Z315PF	169, 170, 172
Z315PFV	169, 170, 172
Z315PL	169, 170, 172
Z315PLV	169, 170, 172
Z315PTG	174
Z315PTGV	174
Z315PVH	169, 170, 172, 173
Z315PVHV	169, 170, 172, 173
Z315PW	175
Z315PWV	175
Z322PB	173
Z322PBV	173
Z322PE	174
Z322PEV	174
Z322PF	169, 170, 172
Z322PFV	169, 170, 172
Z322PL	169, 170, 172
Z322PLV	169, 170, 172
Z322PVH	169, 170, 172, 173
Z322PVHV	169, 170, 172, 173
Z322PW	175
Z322PWV	175
Z324PP	210
Z324PPV	210
Z324PT	167
Z324VT	167
Z330PB	173
Z330PBV	173
Z330PE	174
Z330PEV	174
Z330PF	169, 170, 172
Z330PFV	169, 170, 172
Z330PL	169, 170, 172
Z330PLV	169, 170, 172
Z330PP	210
Z330PPV	210
Z330PT	167
Z330PVH	169, 170, 172, 173
Z330PVHV	169, 170, 172, 173
Z330PW	175
Z330PWV	175
Z330VT	167
Z335BB	173
Z335BBV	173
Z335CB	173
Z335CBV	173
Z335CC	173
Z335CCV	173
Z335LL	169
Z335LLV	169
Z335PB	173
Z335PBV	173
Z335PE	174
Z335PEF	174
Z335PEFV	174
Z335PEV	174
Z335PF	169, 170, 172
Z335PFV	169, 170, 172
Z335PL	169
Z335PLV	169
Z335PW	175
Z335PWV	175
Z335T	174
Z335TL	170
Z335TLV	170
Z335TS	170
Z335TSV	170
Z335TT	170
Z335TTV	170
Z335X	174
Z335XL	171
Z335XLV	171
Z335XS	171
Z335XSV	171
Z335XT	171
Z335XTV	171
Z335XX	171
Z335XXV	171
Z336PP	210
Z336PPV	210
Z336PT	167
Z336VT	167
Z342BB	173
Z342BBV	173
Z342CB	173
Z342CBV	173
Z342CC	173
Z342CCV	173
Z342LL	169
Z342LLV	169
Z342PB	173
Z342PBV	173
Z342PE	174
Z342PEF	174
Z342PEFV	174
Z342PEV	174
Z342PF	169, 170, 172
Z342PFV	169, 170, 172
Z342PL	169
Z342PLV	169
Z342PP	210
Z342PPV	210
Z342PT	167
Z342PW	175
Z342PWV	175
Z342T	174
Z342TL	170
Z342TLV	170
Z342TS	170
Z342TSV	170
Z342TT	170

Cross Reference Index

by Model Number

Model	Page
Z342TTV	170
Z342VT	167
Z342X	174
Z342XL	171
Z342XLV	171
Z342XS	171
Z342XSV	171
Z342XT	171
Z342XTV	171
Z342XX	171
Z342XXV	171
Z348PP	210
Z348PPV	210
Z348PT	167
Z348VT	167
Z350BB	173
Z350BBV	173
Z350CB	173
Z350CBV	173
Z350CC	173
Z350CCV	173
Z350LL	169
Z350LLV	169
Z350PB	173
Z350PBV	173
Z350PE	174
Z350PEF	174
Z350PEFV	174
Z350PEV	174
Z350PF	169, 170, 172
Z350PFV	169, 170, 172
Z350PL	169
Z350PLV	169
Z350PW	175
Z350PWV	175
Z350T	174
Z350TL	170
Z350TLV	170
Z350TS	170
Z350TSV	170
Z350TT	170
Z350TTV	170
Z350X	174
Z350XL	171
Z350XLV	171
Z350XS	171
Z350XSV	171
Z350XT	171
Z350XTV	171
Z350XX	171
Z350XXV	171
Z351PT	167
Z351VT	167
Z354PP	210
Z354PPV	210
Z354PT	167
Z354VT	167
Z357BB	173
Z357BBV	173
Z357CB	173
Z357CBV	173
Z357CC	173
Z357CCV	173
Z357LL	169
Z357LLV	169
Z357PB	173
Z357PBV	173
Z357PE	174
Z357PEF	174
Z357PEFV	174
Z357PEV	174
Z357PF	169, 170, 172
Z357PFV	169, 170, 172
Z357PL	169
Z357PLV	169
Z357PW	175
Z357PWV	175
Z357T	174
Z357TL	170
Z357TLV	170
Z357TS	170
Z357TSV	170
Z357TT	170
Z357TTV	170
Z357X	174
Z357XL	171
Z357XLV	171
Z357XS	171
Z357XSV	171
Z357XT	171
Z357XTV	171
Z357XX	171
Z357XXV	171
Z360PP	210
Z360PPV	210
Z360PT	167
Z360VT	167
Z363PT	167
Z363VT	167
Z365BB	173
Z365BBV	173
Z365CB	173
Z365CBV	173
Z365CC	173
Z365CCV	173
Z365LL	169
Z365LLV	169
Z365PB	173
Z365PBV	173
Z365PE	174
Z365PEF	174
Z365PEFV	174
Z365PEV	174
Z365PF	169, 170, 172
Z365PFV	169, 170, 172
Z365PL	169
Z365PLV	169
Z365PW	175
Z365PWV	175
Z365T	174
Z365TL	170
Z365TLV	170
Z365TS	170
Z365TSV	170
Z365TT	170
Z365TTV	170
Z365X	174
Z365XL	171
Z365XLV	171
Z365XS	171
Z365XSV	171
Z365XT	171
Z365XTV	171
Z365XX	171
Z365XXV	171
Z366PT	167
Z366VT	167
Z368PP	210
Z368PPV	210
Z368PT	167
Z368VT	167
Z372BB	173
Z372BBV	173
Z372CB	173
Z372CBV	173
Z372CC	173
Z372CCV	173
Z372LL	169
Z372LLV	169
Z372PP	210
Z372PPV	210
Z372PT	167
Z372TL	170
Z372TLV	170
Z372TS	170
Z372TSV	170
Z372TT	170
Z372TTV	170
Z372VT	167
Z372XL	171
Z372XLV	171
Z372XS	171
Z372XSV	171
Z372XT	171
Z372XTV	171
Z372XX	171
Z372XXV	171
Z375PT	167
Z375VT	167
Z378PP	210
Z378PPV	210
Z378PT	167
Z378VT	167
Z380BB	173
Z380BBV	173
Z380CB	173
Z380CBV	173
Z380CC	173
Z380CCV	173
Z380LL	169
Z380LLV	169
Z380PB	173
Z380PBV	173
Z380PE	174
Z380PEF	174
Z380PEFV	174
Z380PEV	174
Z380PF	169, 170, 172
Z380PFV	169, 170, 172
Z380PL	169
Z380PLV	169
Z380PW	175
Z380PWV	175
Z380T	174
Z380TL	170
Z380TLV	170
Z380TS	170
Z380TSV	170
Z380TT	170
Z380TTV	170
Z380X	174
Z380XL	171
Z380XLV	171
Z380XS	171
Z380XSV	171
Z380XT	171
Z380XTV	171
Z380XX	171
Z380XXV	171
Z384PP	210
Z384PPV	210
Z384PT	167
Z384VT	167
Z387BB	173
Z387BBV	173
Z387CB	173
Z387CBV	173
Z387CC	173
Z387CCV	173
Z387LL	169
Z387LLV	169
Z387PE	174
Z387PEV	174
Z387PF	169, 170, 172
Z387PFV	169, 170, 172
Z387PL	169
Z387PLV	169
Z387PW	175
Z387PWV	175
Z387T	174
Z387TL	170
Z387TLV	170
Z387TS	170
Z387TSV	170
Z387TT	170
Z387TTV	170
Z387X	174
Z387XL	171
Z387XLV	171
Z387XS	171
Z387XSV	171
Z387XT	171
Z387XTV	171
Z387XX	171
Z387XXV	171
Z390PP	210
Z390PPV	210
Z390PT	167
Z390VT	167
Z395BB	173
Z395BBV	173
Z395CB	173
Z395CBV	173
Z395CC	173
Z395CCV	173
Z395LL	169
Z395LLV	169
Z395TL	170
Z395TLV	170
Z395TS	170
Z395TSV	170
Z395TT	170
Z395TTV	170
Z395XL	171
Z395XLV	171
Z395XS	171
Z395XSV	171
Z395XT	171
Z395XTV	171
Z395XX	171
Z395XXV	171
Z396PP	210
Z396PPV	210
Z396PT	167
Z396VT	167
Z617UWTRGH	367
Z636UWTRGH	367
Z01524P	162
Z01530P	162
Z01536P	162
Z01542P	162
Z01548P	162
Z01560P	162
Z02224P	162
Z02230P	162
Z02236P	162
Z02242P	162
Z02248P	162
Z02260P	162
Z03024P	162
Z03030P	162
Z03036P	162
Z03042P	162
Z03048P	162
Z03060P	162
Z3102BB	173
Z3102BBV	173
Z3102CB	173
Z3102CBV	173
Z3102CC	173
Z3102CCV	173
Z3102LL	169
Z3102LLV	169
Z3102TL	170
Z3102TLV	170
Z3102TS	170
Z3102TSV	170
Z3102TT	170
Z3102TTV	170
Z3102XL	171
Z3102XLV	171
Z3102XS	171
Z3102XSV	171
Z3102XT	171
Z3102XTV	171
Z3102XX	171
Z3102XXV	171
Z3110BB	173
Z3110BBV	173
Z3110CB	173
Z3110CBV	173
Z3110CC	173
Z3110CCV	173
Z3110LL	169
Z3110LLV	169
Z3110TL	170
Z3110TLV	170
Z3110TS	170
Z3110TSV	170
Z3110TT	170

Cross Reference Index

by Model Number

Model	Page
Z3110TTV	170
Z3110XL	171
Z3110XLV	171
Z3110XS	171
Z3110XSV	171
Z3110XT	171
Z3110XTV	171
Z3110XX	171
Z3110XXV	171
Z03524WF	161
Z03524WN	161
Z03524WR	161
Z03530WF	161
Z03530WN	161
Z03530WR	161
Z03536WF	161
Z03536WN	161
Z03536WR	161
Z03542WF	161
Z03542WN	161
Z03542WR	161
Z03548WF	161
Z03548WN	161
Z03548WR	161
Z03560WF	161
Z03560WN	161
Z03560WR	161
Z04224AIF	198
Z04224AIU	198
Z04224WF	161
Z04224WN	161
Z04224WR	161
Z04230AIF	198
Z04230AIU	198
Z04230WF	161
Z04230WN	161
Z04230WR	161
Z04236AIF	198
Z04236AIU	198
Z04236WF	161
Z04236WN	161
Z04236WR	161
Z04242AIF	198
Z04242AIU	198
Z04242WF	161
Z04242WN	161
Z04242WR	161
Z04248AIF	198
Z04248AIU	198
Z04248WF	161
Z04248WN	161
Z04248WR	161
Z04260AIF	198
Z04260AIU	198
Z04260WF	161
Z04260WN	161
Z04260WR	161
Z05024AIF	198
Z05024AIU	198
Z05024WF	161
Z05024WN	161
Z05024WR	161
Z05030AIF	198
Z05030AIU	198
Z05030WF	161
Z05030WN	161
Z05030WR	161
Z05036AIF	198
Z05036AIU	198
Z05036WF	161
Z05036WN	161
Z05036WR	161
Z05042AIF	198
Z05042AIU	198
Z05042WF	161
Z05042WN	161
Z05042WR	161
Z05048AIF	198
Z05048AIU	198
Z05048WF	161
Z05048WN	161
Z05048WR	161
Z05060AIF	198
Z05060AIU	198
Z05060WF	161
Z05060WN	161
Z05060WR	161
Z05724AIF	198
Z05724AIU	198
Z05724WF	161
Z05724WN	161
Z05724WR	161
Z05730AIF	198
Z05730AIU	198
Z05730WF	161
Z05730WN	161
Z05730WR	161
Z05736AIF	198
Z05736AIU	198
Z05736WF	161
Z05736WN	161
Z05736WR	161
Z05742AIF	198
Z05742AIU	198
Z05742WF	161
Z05742WN	161
Z05742WR	161
Z05748AIF	198
Z05748AIU	198
Z05748WF	161
Z05748WN	161
Z05748WR	161
Z05760AIF	198
Z05760AIU	198
Z05760WF	161
Z05760WN	161
Z05760WR	161
Z06524AIF	198
Z06524AIU	198
Z06524WF	161
Z06524WN	161
Z06524WR	161
Z06530AIF	198
Z06530AIU	198
Z06530WF	161
Z06530WN	161
Z06530WR	161
Z06536AIF	198
Z06536AIU	198
Z06536WF	161
Z06536WN	161
Z06536WR	161
Z06542AIF	198
Z06542AIU	198
Z06542WF	161
Z06542WN	161
Z06542WR	161
Z06548AIF	198
Z06548AIU	198
Z06548WF	161
Z06548WN	161
Z06548WR	161
Z06560AIF	198
Z06560AIU	198
Z06560WF	161
Z06560WN	161
Z06560WR	161
Z15042SD	57, 166
Z16542SD	57, 166
Z18042SD	57, 166
Z18742PDL	166
Z40724E	178
Z40724L	185
Z40724LM	186
Z40724S	181
Z40724SH	182
Z40724SW	183
Z40724T	176
Z40724TGS	164
Z40724TGSV	165
Z40724V	192
Z40730E	178
Z40730L	185
Z40730LM	186
Z40730S	181
Z40730SH	182
Z40730SW	183
Z40730T	176
Z40730TGS	164
Z40730TGSV	165
Z40730V	192
Z40736E	178
Z40736L	185
Z40736LM	186
Z40736S	181
Z40736SH	182
Z40736SW	183
Z40736T	176
Z40736TGS	164
Z40736TGSV	165
Z40736V	192
Z40742E	178
Z40742L	185
Z40742LM	186
Z40742S	181
Z40742SH	182
Z40742SW	183
Z40742T	176
Z40742TGS	164
Z40742TGSV	165
Z40742V	192
Z40748E	178
Z40748L	185
Z40748LM	186
Z40748S	181
Z40748SH	182
Z40748SW	183
Z40748T	176
Z40748TGS	164
Z40748TGSV	165
Z40748V	192
Z40754TGS	164
Z40754TGSV	165
Z40760E	178
Z40760L	185
Z40760LM	186
Z40760S	181
Z40760SH	182
Z40760SW	183
Z40760T	176
Z40760TGS	164
Z40760TGSV	165
Z40760V	192
Z40766TGS	164
Z40766TGSV	165
Z40772TGS	164
Z40772TGSV	165
Z40778TGS	164
Z40778TGSV	165
Z40784TGS	164
Z40784TGSV	165
Z40790TGS	164
Z40790TGSV	165
Z40796TGS	164
Z40796TGSV	165
Z41524E	178
Z41524G	191
Z41524GL	163
Z41524L	185
Z41524LM	186
Z41524MB	184
Z41524MBS	184
Z41524S	181
Z41524SH	182
Z41524SW	183
Z41524T	176
Z41524TGS	164
Z41524TGSV	165
Z41524V	192
Z41530E	178
Z41530G	191
Z41530GL	163
Z41530L	185
Z41530LM	186
Z41530MB	184
Z41530MBS	184
Z41530S	181
Z41530SH	182
Z41530SW	183
Z41530T	176
Z41530TGS	164
Z41530TGSV	165
Z41530V	192
Z41536E	178
Z41536G	191
Z41536GL	163
Z41536L	185
Z41536LM	186
Z41536MB	184
Z41536MBS	184
Z41536S	181
Z41536SH	182
Z41536SW	183
Z41536T	176
Z41536TGS	164
Z41536TGSV	165
Z41536V	192
Z41542E	178
Z41542G	191
Z41542GL	163
Z41542L	185
Z41542LM	186
Z41542MB	184
Z41542MBS	184
Z41542S	181
Z41542SH	182
Z41542SW	183
Z41542T	176
Z41542TGS	164
Z41542TGSV	165
Z41542V	192
Z41548E	178
Z41548G	191
Z41548GL	163
Z41548L	185
Z41548LM	186
Z41548MB	184
Z41548MBS	184
Z41548S	181
Z41548SH	182
Z41548SW	183
Z41548T	176
Z41548TGS	164
Z41548TGSV	165
Z41548V	192
Z41554TGS	164
Z41554TGSV	165
Z41560E	178
Z41560G	191
Z41560GL	163
Z41560L	185
Z41560LM	186
Z41560MB	184
Z41560MBS	184
Z41560S	181
Z41560SH	182
Z41560SW	183
Z41560T	176
Z41560TGS	164
Z41560TGSV	165
Z41560V	192
Z41566TGS	164
Z41566TGSV	165
Z41572GL	163
Z41572TGS	164
Z41572TGSV	165
Z41578TGS	164
Z41578TGSV	165
Z41584GL	163
Z41584TGS	164
Z41584TGSV	165
Z41590GL	163
Z41590TGS	164
Z41590TGSV	165
Z41596GL	163
Z41596TGS	164
Z41596TGSV	165
Z42224E	178
Z42224G	191
Z42224L	185

Cross Reference Index

by Model Number

Model	Page
Z42224LM	186
Z42224LTF	188
Z42224MB	184
Z42224MBS	184
Z42224PT	77, 191
Z42224S	181
Z42224SF	181
Z42224SH	182
Z42224T	176
Z42224TF	180
Z42224V	192
Z42224VTF	193
Z42230E	178
Z42230G	191
Z42230L	185
Z42230LM	186
Z42230LTF	188
Z42230MB	184
Z42230MBS	184
Z42230PT	77, 191
Z42230S	181
Z42230SF	181
Z42230SH	182
Z42230T	176
Z42230TF	180
Z42230V	192
Z42230VTF	193
Z42236E	178
Z42236G	191
Z42236L	185
Z42236LM	186
Z42236LTF	188
Z42236MB	184
Z42236MBS	184
Z42236PT	77, 191
Z42236S	181
Z42236SF	181
Z42236SH	182
Z42236T	176
Z42236TF	180
Z42236V	192
Z42236VTF	193
Z42242E	178
Z42242G	191
Z42242L	185
Z42242LM	186
Z42242LTF	188
Z42242MB	184
Z42242MBS	184
Z42242PT	77, 191
Z42242S	181
Z42242SF	181
Z42242SH	182
Z42242T	176
Z42242TF	180
Z42242V	192
Z42242VTF	193
Z42248E	178
Z42248G	191
Z42248L	185
Z42248LM	186
Z42248LTF	188
Z42248MB	184
Z42248MBS	184
Z42248PT	77, 191
Z42248S	181
Z42248SF	181
Z42248SH	182
Z42248T	176
Z42248TF	180
Z42248V	192
Z42248VTF	193
Z42260E	178
Z42260G	191
Z42260L	185
Z42260LM	186
Z42260LTF	188
Z42260MB	184
Z42260MBS	184
Z42260PT	77, 191
Z42260S	181
Z42260SF	181
Z42260SH	182
Z42260T	176
Z42260TF	180
Z42260V	192
Z42260VTF	193
Z42554SHS	189
Z42554SHTF	190
Z42560SHS	189
Z42560SHTF	190
Z42566SHS	189
Z42566SHTF	190
Z42572SHS	189
Z42572SHTF	190
Z42578SHS	189
Z42578SHTF	190
Z42584SHS	189
Z42584SHTF	190
Z42590SHS	189
Z42590SHTF	190
Z42596SHS	189
Z42596SHTF	190
Z43024E	178
Z43024G	191
Z43024L	185
Z43024LM	186
Z43024LTF	188
Z43024MB	184
Z43024MBS	184
Z43024NVS-2P	194
Z43024S	181
Z43024SF	181
Z43024SH	182
Z43024T	176
Z43024TF	180
Z43024V	192
Z43024VTF	193
Z43030E	178
Z43030G	191
Z43030L	185
Z43030LM	186
Z43030LTF	188
Z43030MB	184
Z43030MBS	184
Z43030NVS-2P	194
Z43030S	181
Z43030SF	181
Z43030SH	182
Z43030T	176
Z43030TF	180
Z43030V	192
Z43030VTF	193
Z43036E	178
Z43036G	191
Z43036L	185
Z43036LM	186
Z43036LTF	188
Z43036MB	184
Z43036MBS	184
Z43036NVS-2P	194
Z43036S	181
Z43036SF	181
Z43036SH	182
Z43036T	176
Z43036TF	180
Z43036V	192
Z43036VTF	193
Z43042E	178
Z43042G	191
Z43042L	185
Z43042LM	186
Z43042LTF	188
Z43042MB	184
Z43042MBS	184
Z43042NVS-2P	194
Z43042S	181
Z43042SF	181
Z43042SH	182
Z43042T	176
Z43042TF	180
Z43042V	192
Z43042VTF	193
Z43048E	178
Z43048G	191
Z43048L	185
Z43048LM	186
Z43048LTF	188
Z43048MB	184
Z43048MBS	184
Z43048NVS-2P	194
Z43048S	181
Z43048SF	181
Z43048SH	182
Z43048T	176
Z43048TF	180
Z43048V	192
Z43048VTF	193
Z43054SHS	189
Z43054SHTF	190
Z43060E	178
Z43060G	191
Z43060L	185
Z43060LM	186
Z43060LTF	188
Z43060MB	184
Z43060MBS	184
Z43060NVS-2P	194
Z43060S	181
Z43060SF	181
Z43060SH	182
Z43060SHS	189
Z43060SHTF	190
Z43060T	176
Z43060TF	180
Z43060V	192
Z43060VTF	193
Z43066SHS	189
Z43066SHTF	190
Z43072SHS	189
Z43072SHTF	190
Z43078SHS	189
Z43078SHTF	190
Z43084SHS	189
Z43084SHTF	190
Z43090SHS	189
Z43090SHTF	190
Z43096SHS	189
Z43096SHTF	190
Z43724E	179
Z43724LTF	188
Z43724NVS-QP	194
Z43724T	177
Z43724TF	180
Z43724V	192
Z43724VTF	193
Z43730E	179
Z43730LTF	188
Z43730NVS-QP	194
Z43730T	177
Z43730TF	180
Z43730V	192
Z43730VTF	193
Z43736E	179
Z43736LTF	188
Z43736NVS-QP	194
Z43736T	177
Z43736TF	180
Z43736V	192
Z43736VTF	193
Z43742E	179
Z43742LTF	188
Z43742NVS-QP	194
Z43742T	177
Z43742TF	180
Z43742V	192
Z43742VTF	193
Z43748E	179
Z43748LTF	188
Z43748NVS-QP	194
Z43748T	177
Z43748TF	180
Z43748V	192
Z43748VTF	193
Z43754SHS	189
Z43754SHTF	190
Z43760E	179
Z43760LTF	188
Z43760NVS-QP	194
Z43760SHS	189
Z43760SHTF	190
Z43760T	177
Z43760TF	180
Z43760V	192
Z43760VTF	193
Z43766SHS	189
Z43766SHTF	190
Z43772SHS	189
Z43772SHTF	190
Z43778SHS	189
Z43778SHTF	190
Z43784SHS	189
Z43784SHTF	190
Z43790SHS	189
Z43790SHTF	190
Z43796SHS	189
Z43796SHTF	190
Z44224LM	186
Z44230LM	186
Z44236LM	186
Z44242LM	186
Z44248LM	186
Z44260LM	186
Z44524E	179
Z44524LTF	188
Z44524NVS-3P	194
Z44524NVS-SP	194
Z44524NVS-ZP	196
Z44524T	177
Z44524TF	180
Z44524V	192
Z44524VTF	193
Z44530E	179
Z44530LTF	188
Z44530NVS-3P	194
Z44530NVS-SP	194
Z44530NVS-ZP	196
Z44530T	177
Z44530TF	180
Z44530V	192
Z44530VTF	193
Z44536E	179
Z44536LTF	188
Z44536NVS-3P	194
Z44536NVS-SP	194
Z44536NVS-ZP	196
Z44536T	177
Z44536TF	180
Z44536V	192
Z44536VTF	193
Z44542E	179
Z44542LTF	188
Z44542NVS-3P	194
Z44542NVS-SP	194
Z44542NVS-ZP	196
Z44542T	177
Z44542TF	180
Z44542V	192
Z44542VTF	193
Z44548E	179
Z44548LTF	188
Z44548NVS-3P	194
Z44548NVS-SP	194
Z44548NVS-ZP	196
Z44548T	177
Z44548TF	180
Z44548V	192
Z44548VTF	193
Z44554SHS	189
Z44554SHTF	190
Z44560E	179
Z44560LTF	188
Z44560NVS-3P	194
Z44560NVS-SP	194
Z44560NVS-ZP	196
Z44560SHS	189
Z44560SHTF	190
Z44560T	177
Z44560TF	180
Z44560V	192

Cross Reference Index

by Model Number

Model	Page
Z44560VTF	193
Z44566SHS	189
Z44566SHTF	190
Z44572SHS	189
Z44572SHTF	190
Z44578SHS	189
Z44578SHTF	190
Z44584SHS	189
Z44584SHTF	190
Z44590SHS	189
Z44590SHTF	190
Z44596SHS	189
Z44596SHTF	190
Z45024LM	186
Z45030LM	186
Z45036LM	186
Z45042LM	186
Z45048LM	186
Z45060LM	186
Z45224E	179
Z45224NVS-Q2P	195
Z45224NVS-SQ	195
Z45224NVS-ZQ	196
Z45224T	177
Z45224TF	180
Z45230E	179
Z45230NVS-Q2P	195
Z45230NVS-SQ	195
Z45230NVS-ZQ	196
Z45230T	177
Z45230TF	180
Z45236E	179
Z45236NVS-Q2P	195
Z45236NVS-SQ	195
Z45236NVS-ZQ	196
Z45236T	177
Z45236TF	180
Z45242E	179
Z45242NVS-Q2P	195
Z45242NVS-SQ	195
Z45242NVS-ZQ	196
Z45242T	177
Z45242TF	180
Z45248E	179
Z45248NVS-Q2P	195
Z45248NVS-SQ	195
Z45248NVS-ZQ	196
Z45248T	177
Z45248TF	180
Z45260E	179
Z45260NVS-Q2P	195
Z45260NVS-SQ	195
Z45260NVS-ZQ	196
Z45260T	177
Z45260TF	180
Z45724LM	187
Z45724LTF	188
Z45730LM	187
Z45730LTF	188
Z45736LM	187
Z45736LTF	188
Z45742LM	187
Z45742LTF	188
Z45748LM	187
Z45748LTF	188
Z46024E	179
Z46024LTF	188
Z46024NVS-4P	195
Z46024NVS-S2P	195
Z46024NVS-Z2P	196
Z46024T	177
Z46024TF	180
Z46030E	179
Z46030LTF	188
Z46030NVS-4P	195
Z46030NVS-S2P	195
Z46030NVS-Z2P	196
Z46030T	177
Z46030TF	180
Z46036E	179
Z46036LTF	188
Z46036NVS-4P	195
Z46036NVS-S2P	195
Z46036NVS-Z2P	196
Z46036T	177
Z46036TF	180
Z46042E	179
Z46042LTF	188
Z46042NVS-4P	195
Z46042NVS-S2P	195
Z46042NVS-Z2P	196
Z46042T	177
Z46042TF	180
Z46048E	179
Z46048LTF	188
Z46048NVS-4P	195
Z46048NVS-S2P	195
Z46048NVS-Z2P	196
Z46048T	177
Z46048TF	180
Z46060E	179
Z46060NVS-4P	195
Z46060NVS-S2P	195
Z46060NVS-Z2P	196
Z46060T	177
Z46060TF	180
Z46524LM	187
Z46530LM	187
Z46536LM	187
Z46542LM	187
Z46548LM	187
Z51524S	229
Z51530S	229
Z51536S	229
Z51542S	229
Z51548S	229
Z51554S	229
Z51560S	229
Z51566S	229
Z51572S	229
Z52043LD	228
Z52051LD	228
Z52424C	229
Z52443LD	228
Z52451LD	228
Z53030C	229
Z53636C	229
Z61710UWTRGH	367
Z63610UWTRGH	367
ZHFPMK	269
ZHSPMK30	269
ZHSPMK36	269
ZHSPMK42	269
ZHSPMK48	269
ZHSPMK60	269
ZS24	131, 275
ZS30	131, 275
ZS36	131, 275
ZS42	131, 275
ZS42SF	270
ZS48	131, 275
ZS50SF	270
ZS60	131, 275
ZWMTB1530	268
ZWMTB1536	268
ZWMTB1542	268
ZWMTB1548	268
ZWMTB1560	268
ZWMTB2024	268
ZWMTB2030	268
ZWMTB2036	268
ZWMTB2042	268
ZWMTB2048	268
ZWMTB2060	268
ZWTAK24	175
ZWTAK24S	175
ZWTAK30	175
ZWTAK30S	175
ZWTAK36	175
ZWTAK36S	175
ZWTAK42	175
ZWTAK42S	175
ZWTAK48	175
ZWTAK48S	175
ZWTAK60	175
ZWTAK60S	175
ZWTS	175

BACK



Allsteel®

Allsteel Inc.
Muscatine, Iowa 52761

allsteeloffice.com

Form #A8710.A10 (12/23)