

# Soothe & Versant

## **Price & Specification Guide 2022**

Prices effective May 13, 2022

# Limited Lifetime Warranty

Our unwavering commitment to our customers compels us to care, and our dedication to quality is just one of the ways we show our customers how much they mean to us.

We recognize that keeping up with the pace of change requires having products that work as hard as the people who use them. That's why each of our products is rigorously tested and certified to meet the highest industry standards.

In the unlikely event that any Allsteel product or component covered by the Allsteel Warranty should fail under normal workplace use because of defective material or workmanship, Allsteel promises to fix it. Because taking care of *people* is how Allsteel takes care of business.

For information on Allsteel's warranty coverage, visit [AllsteelOffice.com](http://AllsteelOffice.com).

# Soothe and Versant Healthcare Guest Seating Specification and Price List

*Effective Date May 13, 2022*

- Software support packages furnished to the customer, either by Allsteel® or by another source, which support the sale of Allsteel products are superseded by printed price lists.
- Prices are subject to change without notice. All orders are subject to prices in effect at the time of order.
- Please refer to your Allsteel Dealer Sales and Discount Policies for order placement information, terms and conditions.
- Additional copies of this Specification and Price List are available upon request from Allsteel Literature at 1-866-255-7833.

- Ordering information appears at the bottom of each product page complete with examples on how to specify. Fabric and finish pages are referenced at the bottom of product pages.

This publication is available as an interactive or downloadable PDF at [www.allsteeloffice.com](http://www.allsteeloffice.com).

**Questions or Comments?**

Please call us at: **888-ALLSTEEL**  
**888-255-7833**

---

Limited Lifetime Warranty .....	<a href="#">Inside Front Cover</a>
Table of Contents .....	<a href="#">3</a>

**SOOTHE**

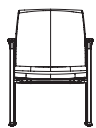
Soothe Statement of Line .....	<a href="#">4</a>
Soothe Finishes.....	<a href="#">5</a>
Soothe Upholstery Options .....	<a href="#">6-7</a>
Soothe Overview .....	<a href="#">8</a>
Soothe Single Upholstery Seats and Benches .....	<a href="#">10-11</a>
Soothe Dual Upholstery Seats and Benches.....	<a href="#">12-13</a>
Soothe Tables and Accessories .....	<a href="#">14-15</a>

**VERSANT**

Versant Statement of Line .....	<a href="#">17</a>
Versant Finishes .....	<a href="#">18</a>
Versant Upholstery Options .....	<a href="#">19-20</a>
Versant Overview.....	<a href="#">21</a>
Versant Seats and Benches.....	<a href="#">22-23</a>
Upholstery Grades 9-22 Pricing .....	<a href="#">24</a>

Soothe pages 10-15

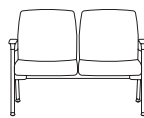
#### Guest Seating



Single Seat



Bariatric



Two-Seat

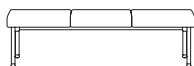


High Back Patient

#### Benches



Two-Seat Bench



Three-Seat Bench

#### Tables



In-Line Top



90° Radius Corner Top



Rectangular Top

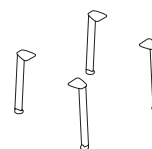
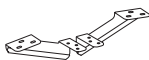
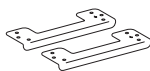


Table Legs

#### Accessories



Chair to Table Ganging Bracket



Chair to Chair Ganging Bracket

**ARM CAP**

Charcoal Urethane.....	S
Bourbon Cherry.....	LL773
Shaker Cherry.....	LL774
Harvest.....	LL856
Natural Maple.....	LL867
Mahogany.....	LL740
Mocha.....	LL121
Pinnacle.....	LL679
Cognac.....	LL702
Florence Walnut.....	LL579
Sterling Ash.....	LL495
Kingswood Walnut.....	LL518

**FRAME COLOR**

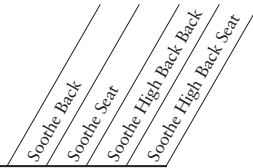
Black Mica Texture.....	P6P
Textured Flint.....	P7A
Textured Brownstone.....	P7J
Textured Loft.....	P7L
Textured Muslin.....	P7M
Textured Titanium.....	P8V
Textured Pebble.....	P8Y
Textured Salt.....	P8Z
Textured Designer White.....	PK7
Silver Texture.....	PR8

**NOTE:** Refer to individual product pages for upcharges.

**Soothe Table Options**

Laminate Top	Edge Option	Grade	Soothe Tables Laminate / Edge
Designer White 15051 (LDW1)	Designer White 15051 (DW)	L1 - Solid	LDW1DW
Flint (LM16)	Flint (E9)	L1 - Solid	LM16E9
Florence Walnut (LFW1)	Florence Walnut (FW)	L1 - Woodgrain	LFW1FW
Kingswood Walnut (LKI1)	Kingswood Walnut (KI)	L1 - Woodgrain	LKI1KI
Shaker Cherry (LW7C)	Shaker Cherry (DF)	L1 - Woodgrain	LW7CDF
Shaker Cherry (LW7C)	Designer White 15051 (DW)	L1 - Woodgrain	LW7CDW
Shaker Cherry (LW7C)	Loft (EV)	L1 - Woodgrain	LW7CEV
Shaker Cherry (LW7C)	Muslin (EU)	L1 - Woodgrain	LW7CEU
Natural Maple (LWD)	Natural Maple (DD)	L1 - Woodgrain	LWDDD
Natural Maple (LWD)	Designer White 15051 (DW)	L1 - Woodgrain	LWDDW
Natural Maple (LWD)	Loft (EV)	L1 - Woodgrain	LWDEV
Natural Maple (LWD)	Muslin (EU)	L1 - Woodgrain	LWDEU
Bourbon Cherry (H)	Bourbon Cherry (H)	L1 - Woodgrain	HH
Bourbon Cherry (H)	Designer White 15051 (DW)	L1 - Woodgrain	HDW
Bourbon Cherry (H)	Muslin (EU)	L1 - Woodgrain	HEU
Cognac (COGN)	Cognac (CN)	L1 - Woodgrain	COGNCN
Cognac (COGN)	Designer White 15051 (DW)	L1 - Woodgrain	COGNDW
Cognac (COGN)	Loft (EV)	L1 - Woodgrain	COGNEV
Cognac (COGN)	Muslin (EU)	L1 - Woodgrain	COGNEU
Harvest (C)	Harvest (XEDC)	L1 - Woodgrain	CXEDC
Harvest (C)	Designer White 15051 (DW)	L1 - Woodgrain	CDW
Harvest (C)	Loft (EV)	L1 - Woodgrain	CEV
Harvest (C)	Muslin (EU)	L1 - Woodgrain	CEU
Mocha (MOCH)	Mocha (MO)	L1 - Woodgrain	MOCHMO
Mocha (MOCH)	Designer White 15051 (DW)	L1 - Woodgrain	MOCHDW
Mocha (MOCH)	Loft (EV)	L1 - Woodgrain	MOCHEV
Mocha (MOCH)	Muslin (EU)	L1 - Woodgrain	MOCHEU
Pinnacle (PINC)	Pinnacle (PI)	L1 - Woodgrain	PINCPPI
Pinnacle (PINC)	Designer White 15051 (DW)	L1 - Woodgrain	PINCDW
Pinnacle (PINC)	Loft (EV)	L1 - Woodgrain	PINCEV
Pinnacle (PINC)	Muslin (EU)	L1 - Woodgrain	PINCEU
Sterling Ash (LSA1)	Sterling Ash (SA)	L1 - Woodgrain	LSA1SA
Mahogany (N)	Mahogany (N)	L1 - Woodgrain	NN
Mahogany (N)	Loft (EV)	L1 - Woodgrain	NEV
Silver Mesh (LT8D)	Loft (EV)	L1 - Abstract	LT8DEV

### Allsteel Seating Upholstery Selections by Model/Series.

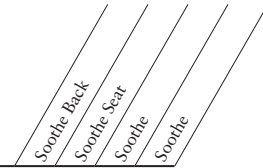


GRADE 1					
Apex	APX	•	•		
Attire	AI	•	•		
Centurion	CU	•	•		
Contourett	UR	•	•		
Dapper	DAPR	•	•		
Ensemble	ENSB	•	•		
Hamilton	HAML	•	•		
Inertia	NR	•	•		
Optic	OP	•	•		

GRADE 2					
ApPOINT Seating	PNS	•	•		
Blume	BLME	•	•		
Clyde	CLYD	•	•		
Dotty	DOT	•	•		
Meld	SMHMMLD		•		
Rush	RUSH	•	•		
Seed	SED	•	•		
Spin Seating	SPNN	•	•		
Whisper Vinyl	WP	•	•		

GRADE 3					
Amplify	SCFSAMP	•	•		
In Season	ISN	•	•	•	•
Lateral	SCFSLAT	•	•		•
Parker	PRKR	•	•		
Purl	PURL	•	•		
Quill	QUL	•	•		
Moxie	SX	•	•	•	•

GRADE 4					
Blink	1048	•	•		•
Blip	SCFSBLP	•	•		
Caper	SMHMCAP	•	•		
Hi-Fi	SCFSHIF	•	•		
Hive	SCFSHVE	•	•		
Look-See	1044	•	•		•
Manner	SMHMMAN	•	•		
Merit	SMHMMER	•	•		
Messenger	SMHMGRM	•	•		
Metric	SMHMMET	•	•		
Moby	SCFSMBY	•	•		
Mode	SMHMMOD	•	•		
Multiply	SMHMMLT	•	•		
Murmur	SMHMMUR	•	•		
Muse	SMHMMUS	•	•		
Olivia	SCFSOLV	•	•		
Retrograde	SCFSRET	•	•		
Route	ROU	•	•		
Sprint	SCFSSPT	•	•		
Spry	SMHMSPY	•	•		
Square One	SCFSSQU	•	•		•
Trundle	SMHMTRN	•	•		
Walkabout	1046	•	•		•
Weft	WEF	•	•		



GRADE 5					
Artisan	SCFSART	•	•		
Blazer	SCAMBLZ	•	•		
Bluff	SMHMBLF	•	•		
Bryant Park	CFSBYK	•	•		
Caddy Corner	1016		•		
Charlotte	SCFSCHT	•	•		
Checkmate	1043	•	•		•
Euclid	SCFSEUC	•	•		•
Flanders	FLA	•	•		
Lariat	SMHMLRT	•	•	•	•
Oxford 2.0	SCFSOXF	•	•		
Perimeter	SCFSPER	•	•		
Polka	SCFSPLK	•	•		
Riddle	SCFSRID	•	•		
Sequence	SCFSSEQ	•	•		
Shantung 2.0	SCFSSHA	•	•		
Tribeca	SCFSTRB	•	•		
Zippy	1045	•	•		•

GRADE 6					
Adagio	SCFSADG	•	•		•
Chock	SMHMCKK	•	•		
Level	SCFSLVL	•	•		
Medium	SMHMMDM	•	•		
Mica	SCFSMCA	•	•		
Milestone	SMHMLSM	•	•		
Outlander	SCFSOUT	•	•		
Poppy	1047	•	•		•
Sequence	SMHMSQN	•	•		
Tandem	SMHMTAN	•	•		

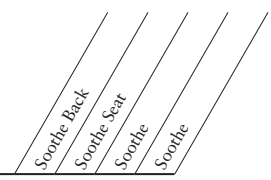
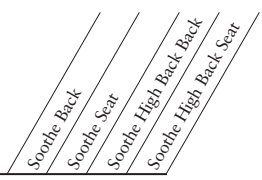
GRADE 7					
Frequency 2.0	SCFSFRQ	•	•	•	•
Gradation	SCFSGRA	•	•		
Happy Camper	1028		•		
Nova	SCFSNVA	•	•		
Raffia 2.0	SCFSRAF	•	•	•	•
Roundabout	1005		•		
Stellar	SCFSSTE	•	•		
Tangram	SCFSTAN	•	•		•
Weekender	994		•		

GRADE 8					
Apt	SMHMAPT	•	•		•
Article	SMHMACL	•	•		
Bespoke	SCFSBES	•	•		
Brisa	RS	•	•		
Coincide	SMHMCDE	•	•		
Continuum	SCFSCON	•	•		
Dashing	1008		•		
Gravity	SCFSGRV	•	•		
Kinetic	SCFSKIN	•	•		•
Marquee	SMHMMRQ	•	•		
Nimble	SCFSNIM	•	•		•
Pinball	SCFSPIN	•	•		•

☞ Partnership Program — See Seating, Social Collaborative & Tables Price List page 9 for details.  
 • Available upholstery option

- Allsteel fabrics and foam meet requirements for CTB117.
- Blank spaces indicate that a product has not yet been tested or that it failed.
- Contact Allsteel Customer Support for other flammability code approvals.

Allsteel Seating Upholstery Selections by Model/Series.



GRADE 8 CONTINUED				
Shimmy	SCFSSMY	•	•	
Wyatt	SCFSWYT	•	•	
GRADE 9				
All Terrain	1027		•	
Anagram	SCFSANG	•	•	
Crafted Felt	1017		•	
Drift	SCFSDFT	•	•	
Effervescence 2.0	SCFSEFV	•	•	
Fathom	SMHMFH	•	•	
Haven	SCFSHAV	•	•	
Madam Dottie	1001		•	
Montage	SCFSMON	•	•	
Penelope	SCFSPNP	•	•	•
Pergola	SCFSPGL	•	•	•
Perspective 2.0	SCFSPSV	•	•	
Piccadilly	SCFSPIC	•	•	•
Posey	SCFSPSE	•	•	•
Squire	SCFSSQI	•	•	•
Sundance with Sta-Kleen™	SCFSSUN	•	•	
Twiggy	SCFSTGY	•	•	•
Ultraleather Pro Ⓞ	SUF554	•	•	
Uptown	1039		•	
Zoom	SCFSZZM	•	•	
GRADE 10				
Affinity 2.0	SCFAFF	•	•	•
Celeste	SCFSCCEL	•	•	
Chime	SMHMCHI	•	•	
Concentric Ⓞ	SCFSCNC	•	•	
Cycle	SMHMCYC	•	•	
Folded Lines	973		•	
Handwork	SCFSDHW	•	•	
Marquetry	SCFSMQT	•	•	
Martini 2.0	SCFSMIT	•	•	•
Olympus 2.0	SCFSOLM	•	•	•
Revolution	SCFSREV	•	•	
Upscale	1040		•	
GRADE 11				
Air Mail	1006		•	
Alignment	SCFSALG	•	•	
Argyle Boucle	978		•	
Bass Line	SCFSBAS	•	•	
Borderline	SCFSBDL	•	•	•
Calibration	SCFSCLB	•	•	
Casablanca 2.0	SCFSCAS	•	•	
Cirro	SCFSCRR	•	•	•
Deflection	SCFSDEF	•	•	
Enmesh	SMHMENM	•	•	
Helix	SCFSHLX	•	•	
Instill	SMHMINS	•	•	
Lens	SMHMLN	•	•	
Natural World 2.0	SCFSNAT	•	•	
GRADE 12				
Block Party	SCFSLOP	•	•	
Broadband	SCFSBRB	•	•	•
Etch	SCFSETC	•	•	
Fractal	SCFSFRC	•	•	•
Grateful Grid	1015		•	

GRADE 12 CONTINUED				
Lava 2.0	SCFSLAV	•	•	
Lava Rock	993		•	
Paradox	SCFSDOX	•	•	•
Ripple 2.0	SCFSRIP	•	•	
Sunburst	SCFSSNT	•	•	
Sweater Weather	1030		•	
Swivel	SCFSSWV	•	•	
Upstart	1042		•	
Whirl	SCFSWHL	•	•	•
GRADE 13				
Acrobat	SCFSACT	•	•	•
Boomerang	SCFSBMG	•	•	
Cherished Knit	954		•	
Color Block	SCFSCBK	•	•	
Comeback	SCFSCOM	•	•	
Converge	SCFSCNV	•	•	
Full Turn	SCFSFTN	•	•	
Night Earth	1013		•	
Pepper Blend	995		•	
Quill	1011		•	
Vapor	SCFSVPR	•	•	•
GRADE 14				
Bubblerake 2.0	SCFSBUB	•	•	•
Chalet	SMHMCHA	•	•	
Infinity Plush	SCFSINF	•	•	•
Lifecycle	SCFSLFC	•	•	
Lift	SCFSLFT	•	•	•
Revolve 2.0	SCFSRVL	•	•	
Silicone-Avail	SCFSSAV	•	•	
Splice	SCFSSPL	•	•	•
Velvet Mix	977		•	
Vortexia 2.0	SCFSVRX	•	•	
Waterwand 2.0	SCFSWTW	•	•	•
GRADE 15				
Cannon Beach	SCFSCNN	•	•	
Eddy	SCFSEDY	•	•	
Landscape Blur	1024		•	
Migration	SCFSMGN	•	•	
Storyboard	SCFSSTB	•	•	•
GRADE 16				
Multiply	SCFSMLT	•	•	
Salinas	SCFSSLN	•	•	
GRADE 17				
Offset	SMHMOFF	•	•	
GRADE 18				
Bright Angle	SMHMANG	•	•	
Bright Cube	SMHMCUB	•	•	
Bright Grid	SMHMGRD	•	•	
Teatro	SMHMTEA	•	•	
GRADE 21				
Houndstooth	SMMHND	•	•	
GRADE L2				
Wild West	717		•	
GRADE L3				
Modern Patina	716		•	
Persuede	718		•	

Soothe supports every aspect of the healing process by meeting the need for an easy-to-clean, durable and comfortable healthcare furniture solution. With generous wipe-out areas and minimal seams and openings, the Soothe Patient Chair is an essential sidekick in the fight to keep healthcare furniture clean.


## FEATURES

Optimized for healthcare spaces

Variety of applications

Highly cleanable material options

Warranted for users up to 350lbs. (Bariatric chair warranted for 750lbs)








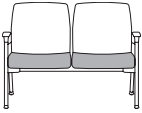

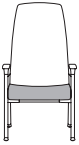
Description	Model Number <i>Add options below</i>	Base Price	Upholstery	Upcharge								
				2	3	4	5	6	7	8		
<b>Soothe Single Upholstery</b>												
 Single Seat Single Upholstery	ASI-HHCG11	\$ 1359	Upholstery	\$ 39	\$ 79	\$ 118	\$ 171	\$ 224	\$ 276	\$ 329		
 Two Seat Single Upholstery	ASI-HHCG21	\$ 2250	Upholstery	\$ 67	\$ 134	\$ 201	\$ 291	\$ 380	\$ 470	\$ 559		
 Bariatric Single Upholstery	ASI-HHCG50	\$ 1708	Upholstery	\$ 59	\$ 118	\$ 178	\$ 257	\$ 336	\$ 414	\$ 493		
 High Back Patient Chair Single Upholstery	ASI-HHCP1	\$ 1517	Upholstery	\$ 47	\$ 95	\$ 142	\$ 205	\$ 268	\$ 332	\$ 395		
 Two Seat Bench Single Upholstery	ASI-HHCGB21	\$ 1630	Upholstery	\$ 38	\$ 75	\$ 113	\$ 163	\$ 213	\$ 263	\$ 313		
 Three Seat Bench Single Upholstery	ASI-HHCGB31	\$ 2097	Upholstery	\$ 49	\$ 99	\$ 148	\$ 214	\$ 280	\$ 345	\$ 411		

<p><b>How to specify —</b> Select the Model Number from above.</p> <p>ASI - HHC           .</p>	<p><b>1st Option:</b> Select the Armcap Option:</p> <p>LL121 Mocha LL495 Sterling Ash LL518 Kingswood Walnut LL579 Florence Walnut LL679 Pinnacle LL702 Cognac LL740 Mahogany LL773 Bourbon Cherry LL774 Shaker Cherry LL856 Harvest LL867 Natural Maple S Charcoal Urethane</p> <p>LL           .</p>	<p><b>2nd Option:</b> Select the Upholstery:</p> <p>See pages 6-7 for selections. See Seating, Social Collaborative &amp; Tables Price List pages 9-11 and 18-19 for colors and codes. See Seating, Social Collaborative &amp; Tables Price List pages 6-7 for COM guidelines.</p> <p>          .</p>	<p><b>3rd Option:</b> Select the Frame Color:</p> <p>P6P Black Mica Texture P7A Textured Flint P7J Textured Brownstone P7L Textured Loft P7M Textured Muslin P8V Textured Titanium P8Y Textured Pebble P8Z Textured Salt PK7 Textured Designer White PR8 Silver Texture</p> <p>          .</p>
---	--	---	--

Example: ASI-HHCG11.S.APX03.P6P

Model Number	COM Yardage*			Overall			Seat			Back	
	Ship Weight	Calves	Height	Width	Depth	Height	Width	Depth	Height	Width	
ASI-HHCG11	45	14.9	2.0	35	25½	27	18%	21½	18	20½	21
ASI-HHCG21	79	33.7	3.4	35	48	27	18%	21½	18	20½	21½
ASI-HHCG50	59	25.1	3.0	35	34½	26	18%	30½	18	20½	30
ASI-HHCP1	49	19.1	2.4	46½	25½	27	18%	21½	18	32	21
ASI-HHCGB21	55	18.4	1.9	18%	44	20½	17%		17¼		
ASI-HHCGB31	59	25.7	2.6	18%	66	20½	17%		17¼		

\*COM Yardage is listed for total yardage/feet required for a model, with applicable yardage/feet for individual components listed.

Description	Model Number <i>Add options below</i>	Base Price	Upholstery	Upcharge							
				2	3	4	5	6	7	8	
<b>Soothe Dual Upholstery</b>											
	Single Seat	ASI-HHCG11DF	\$ 1467	Seat	\$ 28	\$ 55	\$ 83	\$ 120	\$ 157	\$ 193	\$ 230
	Dual Upholstery			Back	\$ 30	\$ 59	\$ 89	\$ 128	\$ 168	\$ 207	\$ 247
	Two Seat	ASI-HHCG21DF	\$ 2355	Seat	\$ 34	\$ 67	\$ 101	\$ 145	\$ 190	\$ 235	\$ 280
	Dual Upholstery			Back	\$ 45	\$ 91	\$ 136	\$ 197	\$ 257	\$ 318	\$ 378
	Bariatric	ASI-HHCG50DF	\$ 1814	Seat	\$ 28	\$ 55	\$ 83	\$ 120	\$ 157	\$ 193	\$ 230
	Dual Upholstery			Back	\$ 45	\$ 91	\$ 136	\$ 197	\$ 257	\$ 318	\$ 378
	High Back Patient Chair	ASI-HHCP1DF	\$ 1621	Seat	\$ 28	\$ 55	\$ 83	\$ 120	\$ 157	\$ 193	\$ 230
	Dual Upholstery			Back	\$ 38	\$ 75	\$ 113	\$ 163	\$ 213	\$ 263	\$ 313

<p><b>How to specify —</b> Select the Model Number from above.</p>	<p><i>1st Option:</i> <b>Select the Armcap Option:</b></p> <p>LL121 Mocha LL495 Sterling Ash LL518 Kingswood Walnut LL579 Florence Walnut LL679 Pinnacle LL702 Cognac LL740 Mahogany LL773 Bourbon Cherry LL774 Shaker Cherry LL856 Harvest LL867 Natural Maple S Charcoal Urethane</p>	<p><i>2nd Option:</i> <b>Select the Back Upholstery:</b></p> <p>See pages 6-7 for selections. See Seating, Social Collaborative &amp; Tables Price List pages 9-11 and 18-19 for colors and codes. See Seating, Social Collaborative &amp; Tables Price List pages 6-7 for COM guidelines.</p>	<p><i>3rd Option:</i> <b>Select the Seat Upholstery:</b></p> <p>See pages 6-7 for selections. See Seating, Social Collaborative &amp; Tables Price List pages 9-11 and 18-19 for colors and codes. See Seating, Social Collaborative &amp; Tables Price List pages 6-7 for COM guidelines.</p>	<p><i>4th Option:</i> <b>Select the Frame Finish:</b></p> <p>P6P Black Mica Texture P7A Textured Flint P7J Textured Brownstone P7L Textured Loft P7M Textured Muslin P8V Textured Titanium P8Y Textured Pebble P8Z Textured Salt PK7 Textured Designer White PR8 Silver Texture</p>
	<p>A S I - H H C               . L   L         .               .               .              </p>			

Example: ASI-HHCG11DF.S.APX03.WP40.P6P

Model Number	Ship		COM Yardage*	Overall			Seat			Back	
	Weight	Calbs		Height	Width	Depth	Height	Width	Depth	Height	Width
ASI-HHCG11DF	45	14.9	Seat: 1.4 Back: 1.5	35	25½	27	18%	21½	18	20½	21
ASI-HHCG21DF	79	33.7	Seat: 1.7 Back: 2.3	35	48	27	18%	21½	18	20½	21½
ASI-HHCG50DF	59	25.1	Seat: 1.4 Back: 2.3	35	34½	26	18%	30%	18	20½	30
ASI-HHCP1DF	49	19.1	Seat: 1.4 Back: 1.9	46½	25½	27	18%	21½	18	32	21

\*COM Yardage is listed for total yardage/feet required for a model, with applicable yardage/feet for individual components listed.



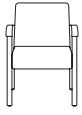
Model Number	Overall				
	Ship Weight	Calves	Height	Width	Depth
ASI-HHCTS	8	1.7	1%	16	22
ASI-HHCTC	15	2.4	1%	29	29
ASI-HHCTRT	20	2.7	1%	40	22
ASI-HHCTL4	8	0.4			
ASI-HHCGBR	5	0.2			
ASI-HHCGBRCH	2	0.2			



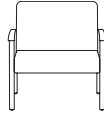


Versant pages [22-23](#)

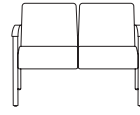
## Guest Seating



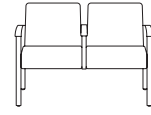
Single Seat



Bariatric

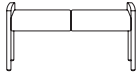


Two-Seat

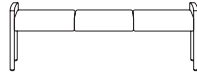


Two-Seat  
w/ Center Arm

## Benches



Two-Seat Bench



Three-Seat Bench



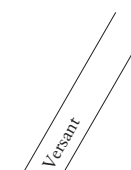
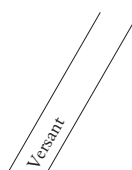
## VENEERS

Mocha.....	LL121
Pinnacle Walnut.....	LL679
Cognac.....	LL702
Mahogany.....	LL740
Bourbon Cherry.....	LL773
Shaker Cherry.....	LL774
Harvest Maple.....	LL856
Natural Maple.....	LL867

VERSANT

**NOTE:** Refer to individual product pages for upcharges.

## Allsteel Seating Upholstery Selections by Model/Series.



GRADE 1		
Apex	APX	•
Attire	AI	•
Centurion	CU	•
Contourett	UR	•
Dapper	DAPR	•
Ensemble	ENSB	•
Hamilton	HAML	•
Inertia	NR	•
Optic	OP	•
GRADE 2		
Appoint Seating	PNS	•
Blume	BLME	•
Clyde	CLYD	•
Dotty	DOT	•
Meld	SMHMMLD	•
Rush	RUSH	•
Seed	SED	•
Spin Seating	SPNN	•
Whisper Vinyl	WP	•
GRADE 3		
Amplify	SCFSAMP	•
In Season	ISN	•
Lateral	SCFSLAT	•
Parker	PRKR	•
Purl	PURL	•
Quill	QUL	•
Moxie	SX	•
GRADE 4		
Blink	1048	•
Blip	SCFSBLP	•
Caper	SMHMCAP	•
Hi-Fi	SCFSHIF	•
Hive	SCFSHVE	•
Look-See	1044	•
Manner	SMHMMAN	•
Merit	SMHMMER	•
Messenger	SMHMGRM	•
Metric	SMHMMET	•
Moby	SCFSMBY	•
Mode	SMHMMOD	•
Multiply	SMHMMLT	•
Murmur	SMHMMUR	•
Muse	SMHMMUS	•
Retrograde	SCFSRET	•
Route	ROU	•
Sprint	SCFSSPT	•
Spry	SMHMSPY	•
Square One	SCFSSQU	•
Trundle	SMHMTRN	•
Walkabout	1046	•
Weft	WEF	•

GRADE 5		
Artisan	SCFSART	•
Blazer	SCAMBLZ	•
Bluff	SMHMBLF	•
Bryant Park	CFSBYK	•
Charlotte	SCFSCHT	•
Checkmate	1043	•
Euclid	SCFSEUC	•
Flanders	FLA	•
Lariat	SMHMLRT	•
Oxford 2.0	SCFSOXF	•
Perimeter	SCFSPER	•
Polka	SCFSPLK	•
Riddle	SCFSRID	•
Sequence	SCFSSEQ	•
Shantung 2.0	SCFSSHA	•
Tribeca	SCFSTRB	•
Zippy	1045	•
GRADE 6		
Adagio	SCFSADG	•
Chock	SMHMCKK	•
Hopsack	SCFSHPS	•
Level	SCFSLVL	•
Medium	SMHMMDM	•
Mica	SCFSMCA	•
Milestone	SMHMISM	•
Outlander	SCFSOUT	•
Poppy	1047	•
Sequence	SMHMSQN	•
Tandem	SMHMTAN	•
GRADE 7		
Crew Cut	SHBFCRW	•
Frequency 2.0	SCFSFRQ	•
Gradation	SCFSGRA	•
Nova	SCFSNVA	•
Raffia 2.0	SCFSRAF	•
Stellar	SCFSSTE	•
Tangram	SCFSTAN	•
GRADE 8		
Apt	SMHMAPT	•
Article	SMHMACL	•
Bespoke	SCFSBES	•
Brisa	RS	•
Coincide	SMHMCDE	•
Continuum	SCFSCON	•
Gravity	SCFSGRV	•
Kinetic	SCFSKIN	•
Marquee	SMHMMRQ	•
Nimble	SCFSNIM	•
Pinball	SCFSPIN	•
Semaphore	SCFSSMA	•

VERSANT

☞ Partnership Program — See Seating, Social Collaborative & Tables Price List page 9 for details.  
 • Available upholstery option

- Allsteel fabrics and foam meet requirements for CTB117.
- Blank spaces indicate that a product has not yet been tested or that it failed.
- Contact Allsteel Customer Support for other flammability code approvals.

Versant

Versant

**GRADE 8 CONTINUED**

Shimmy	SCFSSMY	•
Wyatt	SCFSWYT	•

**GRADE 9**

Anagram	SCFSANG	•
Drift	SCFSDFT	•
Effervescence 2.0	SCFSEFV	•
Fathom	SMHMFH	•
Haven	SCFSHAV	•
Mandala	SCFSMND	•
Montage	SCFSMON	•
Penelope	SCFSPNP	•
Pergola	SCFSPGL	•
Perspective 2.0	SCFSPSV	•
Piccadilly	SCFSPIC	•
Posey	SCFSPSE	•
Ritz	SCFSRTZ	•
Squire	SCFSSQI	•
Sundance with Sta-Kleen™	SCFSSUN	•
Twiggy	SCFSTGY	•
Ultraleather Pro Ⓢ	SUF554	•
Zoom	SCFSZZM	•

**GRADE 10**

Affinity 2.0	SCFAFF	•
Celeste	SCFSECL	•
Chime	SMHMCHI	•
Concentric Ⓢ	SCFSCNC	•
Cycle	SMHMCYC	•
Handwork	SCFSDHW	•
Hashtag	SCFSHST	•
Marquetry	SCFSMQT	•
Martini 2.0	SCFSMIT	•
Olympus 2.0	SCFSOLM	•
Revolution	SCFSREV	•
Soft Angles 2.0	1051	•

**GRADE 11**

Alignment	SCFSALG	•
Bass Line	SCFSBAS	•
Borderline	SCFSBDL	•
Calibration	SCFSCLB	•
Casablanca 2.0	SCFSCAS	•
Cirro	SCFSCR	•
Deflection	SCFSDEF	•
Enmesh	SMHMENM	•
Helix	SCFSHLX	•
Instill	SMHMINS	•
Lens	SMHMLN	•
Natural World 2.0	SCFSNAT	•
Sirocco	SCFSSRC	•
Swipe	SCFSSWE	•

**GRADE 12**

Block Party	SCFSLOP	•
Broadband	SCFSBRB	•
Etch	SCFSETC	•
Fractal	SCFSFRC	•
Lava 2.0	SCFSLAV	•
Live Wire	SCFSLVW	•
Median	SCFSMDN	•
Paradox	SCFSDOX	•
Ripple 2.0	SCFSRIP	•
Sunburst	SCFSSNT	•
Swivel	SCFSSWV	•
Whirl	SCFSWHL	•

**GRADE 13**

Acrobat	SCFSACT	•
Boomerang	SCFSBMG	•
Color Block	SCFSCBK	•
Comeback	SCFSCOM	•
Converge	SCFSCNV	•
Full Turn	SCFSFTN	•
Maze	SCFSMZE	•
Trio	SCFSTRO	•
Vapor	SCFSVPR	•

**GRADE 14**

Bubblrake 2.0	SCFSBUB	•
Chalet	SMHMCHA	•
Infinity Plush	SCFSINF	•
Lifecycle	SCFSLFC	•
Lift	SCFSLFT	•
Revolve 2.0	SCFSRVL	•
Silicone-Avail	SCFSSAV	•
Splice	SCFSSPL	•
Vortexia 2.0	SCFSVRX	•
Waterwand 2.0	SCFSWTW	•

**GRADE 15**

Cannon Beach	SCFSCNN	•
Eddy	SCFSEDY	•
Migration	SCFSMGN	•
Storyboard	SCFSSTB	•

**GRADE 16**

Multiply	SCFSMLT	•
Salinas	SCFSSLN	•

**GRADE 17**

Offset	SMHMOFF	•
--------	---------	---

**GRADE 18**

Bright Angle	SMHMANG	•
Bright Cube	SMHMCUB	•
Bright Grid	SMHMGRD	•
Teatro	SMHMTEA	•

**GRADE 21**

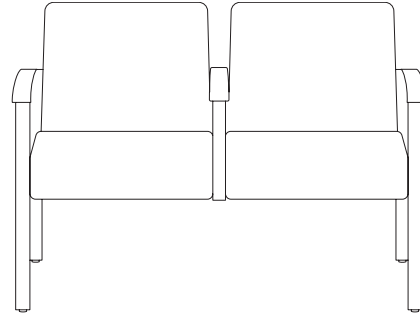
Houndstooth	SMHMHND	•
-------------	---------	---

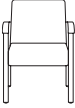
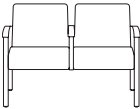
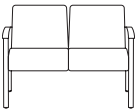
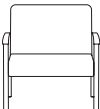
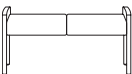
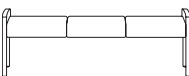
[GSA Reference Page](#)

Versant tandem seating features durable construction that's ideal for intensive, multi-shift use. Options include a high-back patient chair, two- and three-seat tandem seating (with optional center arms), two-seat tandem seating with center table, and benches—all warranted for users up to 350 lbs. A bariatric chair is designed for users up to 500 lbs.

## FEATURES

- Optimized for healthcare spaces
- Variety of applications
- Highly cleanable material options
- Warranted for users up to 350lbs. (Bariatric chair warranted for 500lbs)



Description	Model Number <i>Add options below</i>	Base Price	Upholstery	Upcharge								
				2	3	4	5	6	7	8		
<b>Versant Single Upholstery</b>												
 Single Seat Single Upholstery	ASI-HHCT01	\$ 1681	Upholstery	\$ 39	\$ 79	\$ 118	\$ 171	\$ 224	\$ 276	\$ 329		
 Two Seat (Center Arm) Single Upholstery	ASI-HHCT02	\$ 2936	Upholstery	\$ 67	\$ 134	\$ 201	\$ 291	\$ 380	\$ 470	\$ 559		
 Two Seat Single Upholstery	ASI-HHCT12	\$ 2809	Upholstery	\$ 67	\$ 134	\$ 201	\$ 291	\$ 380	\$ 470	\$ 559		
 Bariatric Single Upholstery	ASI-HHCB50	\$ 2516	Upholstery	\$ 59	\$ 118	\$ 178	\$ 257	\$ 336	\$ 414	\$ 493		
 Two Seat Bench Single Upholstery	ASI-HHB02	\$ 2205	Upholstery	\$ 39	\$ 79	\$ 118	\$ 171	\$ 224	\$ 276	\$ 329		
 Three Seat Bench Single Upholstery	ASI-HHB03	\$ 2834	Upholstery	\$ 49	\$ 99	\$ 148	\$ 214	\$ 280	\$ 345	\$ 411		

<p><b>How to specify —</b> Select the Model Number from above.</p>	<p><b>1st Option:</b> Select the Finish:</p> <ul style="list-style-type: none"> <li>LL121 Mocha</li> <li>LL679 Pinnacle Walnut</li> <li>LL702 Cognac</li> <li>LL740 Mahogany</li> <li>LL773 Bourbon Cherry</li> <li>LL774 Shaker Cherry</li> <li>LL856 Harvest Maple</li> <li>LL867 Natural Maple</li> </ul>	<p><b>2nd Option:</b> Select the Upholstery:</p> <p>See pages 19-20 for selections. See Seating, Social Collaborative &amp; Tables Price List pages 9-11 and 18-19 for colors and codes. See Seating, Social Collaborative &amp; Tables Price List pages 6-7 for COM guidelines.</p>
<p>ASI - HH         . LL         .        </p>	<p><i>Example: ASI-HHCT01.LL679.AI26</i></p>	

Model Number					Overall			Seat			Back	
	Ship Weight	Calves	COM Yardage*	Height	Width	Depth	Height	Width	Depth	Height	Width	
ASI-HHCT01	56	23.1	2.0	34	25	27	18	21	20%	17	21	
ASI-HHCT02	87	34.2	3.5	34	47½	27	18	21	20¼	17	21	
ASI-HHCT12	87	34.2	3.5	34	46	27	18	21	20%	17	21	
ASI-HHCB50	80	24.2	3.0	34	33½	27	18	30	20%	17	30	
ASI-HHB02	62	29.3	2.0	23	45½	20%	19½	21½	19%			
ASI-HHB03	80	42.2	2.5	23	66½	20%	19½	21½	19%			

\*COM Yardage is listed for total yardage/feet required for a model, with applicable yardage/feet for individual components listed.



Model Number		Grade 9	Grade 10	Grade 11	Grade 12	Grade 13	Grade 14	Grade 15	Grade 16	Grade 17	Grade 18	Grade 19	Grade 20	Grade 21	Grade 22
<b>SOOTHE SINGLE UPHOLSTERY</b> — Pages 10-11															
ASI-HHCG11	\$ 1359	\$ 382	\$ 434	\$ 487	\$ 539	\$ 605	\$ 671	\$ 737	\$ 803	\$ 868	\$ 934	\$ 1000	\$ 1066	\$ 1132	\$ 1197
ASI-HHCG21	\$ 2250	\$ 649	\$ 738	\$ 828	\$ 917	\$ 1029	\$ 1141	\$ 1253	\$ 1364	\$ 1476	\$ 1588	\$ 1700	\$ 1812	\$ 1924	\$ 2036
ASI-HHCG50	\$ 1708	\$ 572	\$ 651	\$ 730	\$ 809	\$ 908	\$ 1007	\$ 1105	\$ 1204	\$ 1303	\$ 1401	\$ 1500	\$ 1599	\$ 1697	\$ 1796
ASI-HHCP1	\$ 1517	\$ 458	\$ 521	\$ 584	\$ 647	\$ 726	\$ 805	\$ 884	\$ 963	\$ 1042	\$ 1121	\$ 1200	\$ 1279	\$ 1358	\$ 1437
ASI-HHCGB21	\$ 1630	\$ 363	\$ 413	\$ 463	\$ 513	\$ 575	\$ 638	\$ 700	\$ 763	\$ 825	\$ 888	\$ 950	\$ 1013	\$ 1075	\$ 1138
ASI-HHCGB31	\$ 2097	\$ 477	\$ 543	\$ 609	\$ 674	\$ 757	\$ 839	\$ 921	\$ 1003	\$ 1086	\$ 1168	\$ 1250	\$ 1332	\$ 1414	\$ 1497
<b>SOOTHE DUAL UPHOLSTERY</b> — Pages 12-13															
ASI-HHCG11DF	\$ 1467														
	Seat	\$ 267	\$ 304	\$ 341	\$ 378	\$ 424	\$ 470	\$ 516	\$ 562	\$ 608	\$ 654	\$ 700	\$ 746	\$ 792	\$ 838
	Back	\$ 286	\$ 326	\$ 365	\$ 405	\$ 454	\$ 503	\$ 553	\$ 602	\$ 651	\$ 701	\$ 750	\$ 799	\$ 849	\$ 898
ASI-HHCG21DF	\$ 2355														
	Seat	\$ 324	\$ 369	\$ 414	\$ 459	\$ 514	\$ 570	\$ 626	\$ 682	\$ 738	\$ 794	\$ 850	\$ 906	\$ 962	\$ 1018
	Back	\$ 439	\$ 499	\$ 560	\$ 620	\$ 696	\$ 772	\$ 847	\$ 923	\$ 999	\$ 1074	\$ 1150	\$ 1226	\$ 1301	\$ 1377
ASI-HHCG50DF	\$ 1814														
	Seat	\$ 267	\$ 304	\$ 341	\$ 378	\$ 424	\$ 470	\$ 516	\$ 562	\$ 608	\$ 654	\$ 700	\$ 746	\$ 792	\$ 838
	Back	\$ 439	\$ 499	\$ 560	\$ 620	\$ 696	\$ 772	\$ 847	\$ 923	\$ 999	\$ 1074	\$ 1150	\$ 1226	\$ 1301	\$ 1377
ASI-HHCP1DF	\$ 1621														
	Seat	\$ 267	\$ 304	\$ 341	\$ 378	\$ 424	\$ 470	\$ 516	\$ 562	\$ 608	\$ 654	\$ 700	\$ 746	\$ 792	\$ 838
	Back	\$ 363	\$ 413	\$ 463	\$ 513	\$ 575	\$ 638	\$ 700	\$ 763	\$ 825	\$ 888	\$ 940	\$ 1013	\$ 1075	\$ 1138
<b>VERSANT SINGLE UPHOLSTERY</b> — Pages 22-23															
ASI-HHCT01	\$ 1681	\$ 382	\$ 434	\$ 487	\$ 539	\$ 605	\$ 671	\$ 737	\$ 803	\$ 868	\$ 934	\$ 1000	\$ 1066	\$ 1132	\$ 1197
ASI-HHCT02	\$ 2936	\$ 649	\$ 738	\$ 828	\$ 917	\$ 1029	\$ 1141	\$ 1253	\$ 1364	\$ 1476	\$ 1588	\$ 1700	\$ 1812	\$ 1924	\$ 2036
ASI-HHCT12	\$ 2809	\$ 649	\$ 738	\$ 828	\$ 917	\$ 1029	\$ 1141	\$ 1253	\$ 1364	\$ 1476	\$ 1588	\$ 1700	\$ 1812	\$ 1924	\$ 2036
ASI-HHCB50	\$ 2516	\$ 572	\$ 651	\$ 730	\$ 809	\$ 908	\$ 1007	\$ 1105	\$ 1204	\$ 1303	\$ 1401	\$ 1500	\$ 1599	\$ 1697	\$ 1796
ASI-HHB02	\$ 2205	\$ 382	\$ 434	\$ 487	\$ 539	\$ 605	\$ 671	\$ 737	\$ 803	\$ 868	\$ 934	\$ 1000	\$ 1066	\$ 1132	\$ 1197
ASI-HHB03	\$ 2834	\$ 477	\$ 543	\$ 609	\$ 674	\$ 757	\$ 839	\$ 921	\$ 1003	\$ 1086	\$ 1168	\$ 1250	\$ 1332	\$ 1414	\$ 1497







Allsteel®

Allsteel Inc.  
Muscatine, Iowa 52761

[allsteeloffice.com](http://allsteeloffice.com)

Form # AB688.A1 (05/22)