



## Parallel™

### Table

Designed in partnership with Chris Adamick, Parallel is a modern-day soft-seating collection, Parallel provides support in a variety of user interactions. Chairs, sofas, and tables accommodate a wide range of functions and spaces.

### Features


- Tapered oval legs
- Laminate or veneer top
- Complementary chairs & sofa

# Parallel Table Statement of Line




**Side Table**

21½"H x 22"W x 22"D



**Square Coffee Table**

16"H x 42"W x 42"D



**Coffee Table**

16"H x 52"W x 22"D

## Laminate Top Finishes



Frosty White



Loft



Muslin



Flint



Phantom Ecu



Beigewood



Natural Maple



Fawn Cypress



Natural Recon



Brazilwood



Branded Oak




Portico Teak



Phantom Charcoal




Amber Cherry



Lowell Ash




Mangalore Mango




Shaker Cherry



Skyline Walnut



Columbian Walnut



Ebony Recon

## Veneer Top Finishes



Clear Maple



Clear Oak



Light Cherry



Light Walnut



Burnished Cherry



Dark Roast Walnut




Dark Rift Oak


## Solid Surfaces Top Finishes



Designer White



Alabaster White



Ebony Skies

## Base Finishes



Designer White



Pyrite



Polished Chrome



Silver



Carbon

**Allsteel**®

Allsteel Inc.  
Muscatine, Iowa 52761  
[allsteeloffice.com](http://allsteeloffice.com)

©2020 Allsteel Inc.  
Allsteel and Alltude are a registered trademark.  
Form # A8395.C1 (12/20)

Although the colors reproduced on this card were matched with care, they may vary from the actual finish. When color is critical, please obtain a physical sample.