

Allsteel®



Rise™


The Next Level of Modular

Rise reimagines modular seating with a collection of multi-level soft shapes and versatile work surfaces that adapt as easily as the user. Rise's movable pieces act like building blocks, so there's no right or wrong way to design and configure the perfect solution for solo or team work.



Elevate Your Work

Elevate your workspace with Rise—designed to enhance workplace versatility and comfort. From lounge seating to tables, storage solutions, and planters, the range of ancillary components empowers individuals to tailor their environments to their preferences. The collection fosters creativity and productivity in the modern office, infusing a sense of comfort and personalization into traditional workspaces.



Heightened Comfort

Combine the structural cubes or platforms with accent cushions and soft lounge shapes to transform your settings into sophisticated, styled environments.



Amplified Space, Unified Design

Rise boxes provide an ideal storage solution for personal belongings such as bags and briefcases, ensuring an organized environment during collaborative work sessions.



Organic Landscapes

Rise planters introduce biophilia into the space while also serving as natural partitions, fostering a connection to nature within the environment.



Thoughtful Design Elements

Designed to offer unique grouping possibilities, Rise Lounge is complemented by an array of systems, tables, and structural elements. Customers have a variety of options in textiles and stitching details to customize their spaces precisely. Rise Lounge is well-suited for informal seating areas in open collaborative and learning spaces, while Rise Platform Lounge provides elegant solutions for touchdown work areas and reception spaces. Featuring a wide selection of finish options and ancillary components, such as boxes, planters, tables, lounges, ottomans, and storage solutions, the Rise line caters to diverse professional environments. From collaborative zones to waiting areas, Rise ensures every space is outfitted to meet clients' needs.



Showcasing style with distinct textiles and custom stitching details, Rise offers a variety of fabric options, including button tufting, contrast welting, dual upholstery, and solid-color designs.

Rise Up

Rise makes get-away spaces more productive, comfortable, and relevant with practical features and available options. The variety of shapes and sizes can be mixed and matched to create stadium-style seating with multiple sitting postures.



1 Rise boxes provide an ideal storage solution for personal belongings such as bags and briefcases, ensuring an organized environment during collaborative work sessions.


2 Sliding glides make moving Rise units simple because reconfiguring collaborative furniture shouldn't be harder than the work at hand.

3 Lumbar pillow supports the back for a more ergonomic sit.

4 Laptop tables pull into place with bases that slide below the seating, eliminating inconvenient just-out-of-reach situations.

5 Rectangular tables span over, work in front of, or position behind seating modules to provide convenient desktops where needed.

6 Integrated power keeps devices connected to two receptacles, one USB-A, and one USB-C port so when and where you work isn't determined by a battery.



Rise Platform Lounge



1 Touchdown work lounge features a versatile platform designed to accommodate various work postures in adaptable spaces.

2 Executive oasis fosters productivity and relaxation in professional environments.

3 Collaborative space provides booth seating options for secluded areas, ideal for team collaboration and focused discussions.

Rise Lounge



4 Triangle shapes create dynamic organic layouts that serve as spontaneous touchdown areas.

5 Designed as an island, Rise can be approached from all sides as an anchor within a larger space.

6 Linear layout along a corridor or in a nook provides a getaway area for individuals or small groups.

Statement of Line Details

The Rise collection offers a versatile array of seating solutions for creating tailored work environments. The platforms come in multiple styles, such as rectangular and soft corners, allowing for customization. Fabric options such as contrast welts and button tufting add aesthetic variety, while optional power integration ensures functionality. The Rise collection's mixed material options provide flexibility to meet diverse design needs in modern offices.



The two-tone laminate edge band adds a striking visual detail to the platform, available exclusively in laminate finishes.



The multi-use nesting table serves both as a functional work surface and an effective space divider.



Undermount power options can be placed anywhere under platforms and in boxes with power cutouts, seamlessly bringing technology into the space.



Integrated power features accommodate modern technological needs effortlessly.



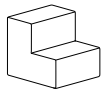
The soft rounded platform edge adds a touch of softness and an organic modern feel to the design. The ledge provides a convenient place for personal belongings or plants, enhancing the residential sensibility of the space.



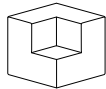
Integrated slide glides make reconfiguration easy and allow for multiple seating positions, enhancing flexibility and comfort.

Rise Statement of Line

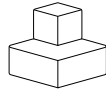
Seating



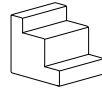
Two-Tier*



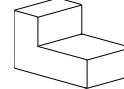
Inside Corner



Outside Corner



Three-Tier*



Chaise*



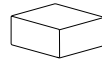
Soft Wall



Arm Perch†



Triangle**



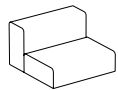
Full Ottoman**



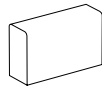
Half Ottoman†

*Available with power. †Available with wood top.

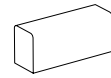
Platform Seating



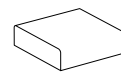
Platform Cushion with Back



Platform High Armrest



Platform Low Armrest



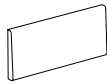
Platform Cushion



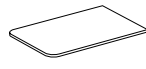
Box*



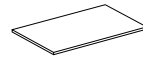
Planter



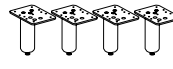
Backrest



Soft Corner Platform*



Rectangle Platform*



Platform Legs



Box Pad



Box/Planter Glides

Boxes and planters are available in veneer and laminate. Platforms are only available in laminate.
*Available with power.

Work Tables



High Rectangle



Mid Rectangle



Low Rectangle



Laptop



Lumbar Pillow



Power

Accessories

Laminate Finishes


Available on Work Tables, Platforms, Boxes, and Planters



Loft



Kingswood Walnut



Florence Walnut



Fawn Cypress



Burnished Cherry



Dark Oak



Field Elm



Lowell Ash



Ebony Maple

Veneer Finishes

Available on Boxes and Planters

Wood Leg Finishes

Legs available for Platforms and Boxes

A wide selection of fabric and finish options are available online at allsteeloffice.com



Explore Rise at allsteeloffice.com

Although the colors reproduced in this brochure were matched with care, they may vary from the actual finish. When color is critical, please obtain a physical sample.

Allsteel®

Allsteel LLC
345 N Morgan
Chicago, IL 60607

allsteeloffice.com

Form # A8627 (08/24)

©2024 Allsteel Inc.
Allsteel is a registered trademark and Rise is a trademark. Indoor Advantage is a trademark of SCS Global Services. level is a registered trademark of BIFMA International.

