

34000 SERIES



34000 Series shown with 500 Series Lateral and Volt® Seating.

34000 SERIES

The 34000 Series gets high marks in the classroom — or any environment requiring a heavy-duty metal desk that knows how to look good. The square Chrome legs and brushed Aluminum handles look clean and uncomplicated. The Tru-Fit mitered drawer fronts line up perfectly every time. Desk models offer central locking, so all the drawers can be secured with the turn of a single key. And with HON's best-in-class construction, 34000 Series will stand up to years of use.



FEATURES

- Legs are Chrome for a contemporary accent.
- Pedestals feature Tru-Fit mitered drawer fronts that align precisely when closed.
- All drawers lock by securing the center drawer; lock core can be changed as security needs require.
- Contract-grade, multi-ply laminate worksurface stands up to scratches, spills, stains and boiling liquids.
- Brushed Aluminum drawer handles match HON vertical file handles.

34000 SERIES ORDERING INFORMATION

FINISHES AVAILABILITY

L1 LAMINATES/EDGE BAND

COLOR CODES

Woodgrain

- ◆ Bourbon Cherry/
Bourbon Cherry H
- ◆ Cognac/Cognac COGN
- ◆ Florence Walnut/
Florence Walnut LFW1
- ◆ Harvest/Harvest C
- ◆ Kingswood Walnut/
Kingswood Walnut LK11
- ◆ Mahogany/Mahogany N
- ◆ Mocha/Mocha MOCH
- ◆ Natural Maple/
Natural Maple D
- ◆ Shaker Cherry/
Shaker Cherry F
- ◆ Sterling Ash/
Sterling Ash LSA1

Solid

- ◆ Black/Black P
- ◆ Charcoal/Charcoal S
- ◆ Designer White/
Designer White LDW1
- ◆ Loft/Loft LOFT

Patterned

- ◆ Sheer Mesh/Muslin A5
- ◆ Silver Mesh/Loft B9
- ◆ Steel Mesh/Charcoal A9
- ◆ Canyon Zephyr/Greige K9
- ◆ Desert Zephyr/Greige K8
- ◆ Shadow Zephyr/Loft K1
- ◆ Gray/Matches Paint Color G2
- ◆ Grey Tigris/Grey Tigris L6
- ◆ White/Matches Paint
Color G1
- ◆ Whitestone/Matches Paint
Color K4

PAINTS CODES

P1

- ◆ Black P
- ◆ Brownstone P7D
- ◆ Charcoal S
- ◆ Fossil P28
- ◆ Greige T5
- ◆ Light Gray Q
- ◆ Loft LOFT
- ◆ Muslin T3
- ◆ Putty L
- ◆ Shadow * SHDW
- ◆ Titanium P8T

• STEEL DESKS

SPECIFY: Model Number.
Top Laminate
Paint Color

EXAMPLE: HP3276.NS

◆◆◆ For lead time information see page 19.

* De-emphasized

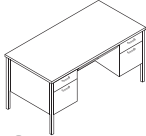
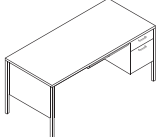
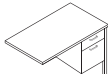

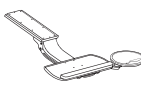
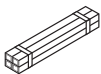

34000 SERIES

Steel Desks

GSA SIN 33721 EXCEPT AS NOTED



Icon Legend on page 19

	DESCRIPTION	MODEL	SHIP WEIGHT	CUBE	LIST PRICE
	Double Pedestal — 2/2 (locking) 60"W x 30"D x 29½"H	H34962	162.0	26.7	\$1275
	Single Pedestal, box/file (locking) 66"W x 30"D x 29½"H, Right 66"W x 30"D x 29½"H, Left 48"W x 30"D x 29½"H, Right 45¼"W x 24"D x 29½"H, Right	H34973R H34974L H34251 H34002R	161.0 161.0 115.0 83.0	29.2 29.2 21.6 16.6	\$1101 \$1101 \$972 \$831
	Return, Box/File (non-locking) 42"W x 24"D x 29½"H, Right 42"W x 24"D x 29½"H, Left NOTES: Returns are for use with 66"W Single Pedestal Desks.	H34834R H34835L	89.0 89.0	15.5 15.5	\$732 \$732
	Credenza with Kneespace — 2/2 (non-locking) 60"W x 24"D x 29½"H ! Accommodates optional HD2 or HD8 center drawer.	H34480	160.0	21.8	\$1281
	Sit to Stand Arm with Convertible Keyboard Platform Articulating Arm with Convertible Keyboard Platform Articulating Arm with Keyboard Platform NOTES: For additional information see page 829.	H2516 * H2107 * H1706 *	17.0 \$ 16.0 \$ 16.0 \$	1.6 1.3 1.4	\$618 \$529 \$493
	Refer to page 829 for additional product information				
	OPEN MARKET				
	Chrome Leg Packs — Field Installable 4 pk-29½"H	HC14	7.2 \$	0.2	\$128
	Double-Rail Hanging File Racks — 2 Pack (for side-to-side) ! Gray only	H519495	0.5	0.5	\$33

NOTES:

- "Tru-fit" mitered drawer fronts for better visual alignment.
- 3/4 height modesty panels.
- Chrome legs shipped unattached.
- Laminate tops.
- Central locking center drawer standard, with HON "One Key" interchangeable lock cores.
- Full extension steel ball-bearing suspensions on file drawers for easy access to all contents.
- High-sided file drawers accept hanging files without hangrails.
- Box drawers equipped with 3/4 extension steel ball-bearing suspensions and one divider.
- Reinforced, double "O" frame inner structure keeps desk solid and sturdy for years of use.
- All interior drawer bodies are gray, pre-painted steel.
- ! Keyed alike cores ordered separately — see page 853.
- * De-emphasized.

HOW TO SPECIFY**Select Model Number**

H 3 4 9 6 2 .

Select Laminate

See page 355

N .

Select Paint Color

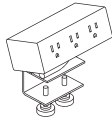
See page 355

S .



Icon Legend on page 19

34000 SERIES Accessories



Model HPWRMOD3WC shown

DESCRIPTION

Power Modules

- 3 Receptacles with Worksurface Clamp
- 2 Receptacles 2 USB with Worksurface Clamp
- 6' power cord with standard three-prong plug.
- Under-worksurface mounting bracket models work with any top that has a 5" x 5" square clearance.
- Worksurface clamp models work on any top with a 4" overhang.
- UL Listed.

NOTES: For additional information see page 849.

! Color finish coordinates with HON's Charcoal or White. Specify STRM for Storm or SNW for Snow when ordering. Example: HPWRMOD3WC.STRM.

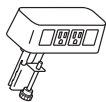
MODEL

SHIP WEIGHT

CUBE

LIST PRICE

HPWRMOD3WC	2.3 Ⓔ	0.2	\$307
HPWRMOD2WC	2.3 Ⓔ	0.2	\$491



Power & Data Center

- 2 Receptacles 2 Data Accessory
- Standard with two receptacles and openings for two data ports.
- 6' power cord with standard three-prong plug.
- Fits on any worksurface with a 4" overhang.
- UL Listed.

NOTES: For additional information see page 849.

! Color finish coordinates with HON's Loft. Specify LOFT when ordering. Example: HCOMDOME2.LOFT.

HCOMDOME2

2.5 Ⓔ

0.2

\$293



Vertebrae

NOTES: 30"H x 3 1/8"W x 1 1/2"D. Ships unassembled. For additional information see page 852.

! Clear finish. Specify "X" for finish option.

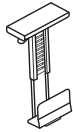
SPECIFYING EXAMPLE: HMPVWM28.X

HMPVWM28

3.0

0.3

\$221



OPEN MARKET

CPU Holder

- Vertically mounts to underside of worksurface.
- 360° swivel.
- Supports up to 55 lbs.
- Height adjustable from 16" to 22" below worksurface.
- Width adjustable to accept units from 3 1/4" to 6".

NOTES: For additional information see page 827.

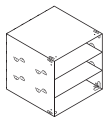
! Silver finish only, no specification needed.

HCPU *

16.0 Ⓔ

0.5

\$259



Storage Cube

12"W x 12"D

NOTES: For additional information see page 846.

SPECIFYING EXAMPLE: HLSL1212.P8S

HLSL1212

1.0

0.3

\$294



NOTES:


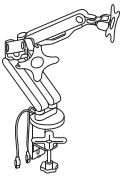
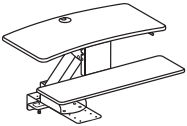
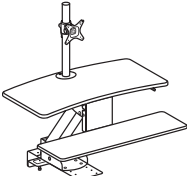
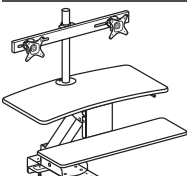
* De-emphasized.

HOW TO SPECIFY

Select Model Number

H P W R M O D 3 W C

NOTES

	DESCRIPTION	MODEL	SHIP WEIGHT	CUBE	LIST PRICE
	<p>Coordinate™ Portable Desktop Riser 31"D x 5'-16½"H x 35"W</p> <p>NOTES: Available in Black (BLK) or White (WHT) finish. Desktop riser dimensions (without keyboard tray): 22"D x 5'-16½"H x 35"W. Keyboard tray dimensions: 9"D x 30"W. Max loading capacity is 33 lbs for the desktop riser surface and 4 lbs for the keyboard tray. Easily transition from seated to standing positions throughout the workday. Sits atop an existing desk to create sit-to-stand functionality by raising the computer. Includes keyboard tray and surface for computer monitors. HON 5-Year Limited Warranty.</p> <p>⚠ Not intended for use on mobile workstations.</p>	HBXRISER	54.0	4.1	\$619
	<p>Dual Monitor Arm with 2 USB Ports</p> <p>NOTES: Easy adjustment. Height adjusts to 17" tall. Monitor tilt and swivel capability. Enclosed cable management. Grommet or desktop mounting. Clean appearance. In some applications the Monitor Arms may extend 12 or more inches into the worksurface. For additional information see page 825. HON 5-Year Limited Warranty.</p> <p>⚠ No specification needed.</p>	HBDMAUSB	41.9	2.6	\$441
	<p>Coordinate™ Mounted Desktop Riser</p> <p>NOTES: Does not include a monitor arm and is suitable for laptops and/or monitors on their original stands.</p> <p>⚠ No specification needed.</p>	HS1100	60.0 Ⓞ	3.2	\$664
	<p>Coordinate™ Mounted Desktop Riser with Single Monitor Arm</p> <p>NOTES: Includes a monitor arm for a single monitor.</p> <p>⚠ No specification needed.</p>	HS1101	62.0 Ⓞ	3.2	\$777
	<p>Coordinate™ Mounted Desktop Riser with Dual Monitor Arm</p> <p>NOTES: Includes a monitor arm for dual monitors.</p> <p>⚠ No specification needed.</p>	HS1102	63.0 Ⓞ	3.2	\$883

NOTES FOR HS1100, HS1101, HS1102:

- These products are designed to allow the user to transition from seating position to standing position throughout the workday.
- Gas-assist lever-operated mechanism with positive stop.
- Clamp mount compatible with worksurfaces depths of 20"-30". 20" is for systems only.
- Clamp requires 3.5" of clearance along back edge of worksurface.
- Black seamless worksurfaces.
- Silver powder coated metal components.
- Lowers below worksurface level on 24" and 30"D worksurfaces.
- All models contain a large primary worksurface and a smaller keyboard / mouse surface.
- Beveled edges for sleek appearance and comfort while typing.
- Monitor arms include height, width, and swivel adjustment.
- For additional information see page 838.

- Not for use under overhead storage, with flush mounted modesty panels, or worksurfaces thinner than 1".

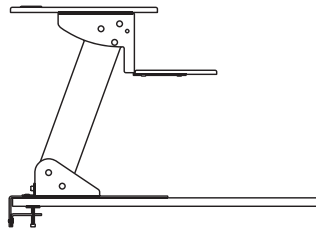
⚠ Not recommended for use on mobile (castered) worksurfaces.

MOUNTING AND COMPATIBILITY FOR HS1100, HS1101, HS1102:

- This product is intended to be installed on commercial-grade worksurfaces in good condition.
- Compatible with freestanding worksurfaces 24"-30"D or panel-supported worksurfaces 24"-30"D.
- Not for use on mobile worksurfaces.

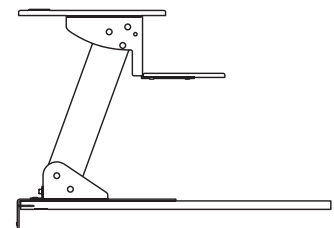
Clamp Mount

Use when 3.5" minimum overhang is available



Screw Mount

Use when no overhang is available. Worksurface must be minimum 1" thick.



HOW TO SPECIFY

<p>Select Model Number</p> <p>HBXRISER.</p>	<p>Select Finish</p> <p>BLK Black WHT White</p> <p>BLK</p>
---	--



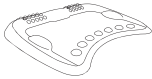
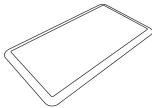
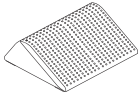
34000 SERIES

Accessories

OPEN MARKET



Icon Legend on page 19

	DESCRIPTION	MODEL	SHIP WEIGHT	CUBE	LIST PRICE
	Rectangle Wobble Board — Anti-Fatigue Mat 18"D x 3"H x 22 ¹ / ₄ "W ⓘ Available in Black (T) finish ONLY. Recommended weight capacity not to exceed 250 pounds. HON 5-Year Limited Warranty. SPECIFYING EXAMPLE: HVL981.T	HVL981	10.0 Ⓢ	0.9	\$120
	Round Wobble Board — Anti-Fatigue Mat 18 ¹ / ₂ "D x 2 ¹ / ₈ "H x 18 ¹ / ₂ "W ⓘ Available in Black (T) finish ONLY. Recommended weight capacity not to exceed 250 pounds. HON 5-Year Limited Warranty. SPECIFYING EXAMPLE: HVL982.T	HVL982	5.8 Ⓢ	0.6	\$102
	Ergonomic Anti-Fatigue Mat 25"D x 2 ³ / ₄ "H x 29 ⁷ / ₈ "W ⓘ Available in Black ONLY. No specification needed. SPECIFYING EXAMPLE: HBEAFM1	HBEAFM1	7.0	1.4	\$219
	Rectangle Anti-Fatigue Mat 20"D x ³ / ₄ "H x 36"W ⓘ Available in Black ONLY. No specification needed. SPECIFYING EXAMPLE: HBAFM2036	HBAFM2036	5.4	0.4	\$100
	Footrest — Anti-Slip Cover 13 ³ / ₄ "D x 5 ¹ / ₂ "H x 16"W ⓘ Available in Black (T) finish ONLY. Recommended weight capacity not to exceed 250 pounds. HON 5-Year Limited Warranty. SPECIFYING EXAMPLE: HVL991.T	HVL991	7.0 Ⓢ	0.9	\$82

HOW TO SPECIFY

Select
Model Number

H V L 9 8 1 .

Select
Finish

T Black

T