

ORDERING INFORMATION

WORKSURFACES

L1 LAMINATES CODES

Woodgrain

- ◆ Bourbon Cherry H
- ◆ Cognac COGN
- ◆ Florence Walnut LFW1
- ◆ Harvest C
- ◆ Kingswood Walnut LK11
- ◆ Mahogany N
- ◆ Mocha MOCH
- ◆ Natural Maple D
- ◆ Pinnacle PINC
- ◆ Shaker Cherry F

Solid

- ◆ Black P
- ◆ Charcoal S
- ◆ Designer White LDW1
- ◆ Loft LOFT

Patterned

- ◆ Sheer Mesh* A5
- ◆ Silver Mesh** B9

L2 LAMINATES*** CODES

Woodgrain

- ◆ Lowell Ash LLA1
- ◆ Natural Recon LNR1
- ◆ Phantom Ecru LPE1
- ◆ Portico Teak LPT1
- ◆ Skyline Walnut LSW1

WORKSURFACE EDGE BAND

Woodgrain

- ◆ Bourbon Cherry H
- ◆ Cognac COGN
- ◆ Designer White DW
- ◆ Florence Walnut FW
- ◆ Harvest C
- ◆ Kingswood Walnut KI
- ◆ Loft LOFT
- ◆ Lowell Ash DL
- ◆ Mahogany N
- ◆ Mocha MOCH
- ◆ Muslin T
- ◆ Natural Maple D
- ◆ Natural Recon NR
- ◆ Phantom Ecru PE
- ◆ Pinnacle PINC
- ◆ Portico Teak DP
- ◆ Shadow SHDW
- ◆ Shaker Cherry F
- ◆ Skyline Walnut SW

CHASSIS/CABINET DRAWER/DOOR FRONTS, LAMINATE END PANELS, LAYERING SHELVES AND MODESTY PANELS

L1 LAMINATES CODES

Woodgrain

- ◆ Bourbon Cherry H
- ◆ Cognac COGN
- ◆ Florence Walnut LFW1
- ◆ Harvest C
- ◆ Kingswood Walnut LK11
- ◆ Mahogany N
- ◆ Mocha MOCH
- ◆ Natural Maple D
- ◆ Pinnacle PINC
- ◆ Shaker Cherry F

Solid

- ◆ Black P
- ◆ Charcoal S
- ◆ Designer White LDW1
- ◆ Loft LOFT

L2 LAMINATES*** CODES

Woodgrain

- ◆ Lowell Ash LLA1
- ◆ Natural Recon LNR1
- ◆ Phantom Ecru LPE1
- ◆ Portico Teak LPT1
- ◆ Skyline Walnut LSW1

WORKSURFACE GROMMETS

PLASTIC CODES

- ◆ Black P
- ◆ Brownstone EY
- ◆ Charcoal S
- ◆ Designer White DW
- ◆ Fossil EH
- ◆ Greige R
- ◆ Loft LOFT
- ◆ Muslin T3
- ◆ Platinum T1
- ◆ Shadow SD
- ◆ Titanium T1

PULLS & FEET

PAINT CODES

- P1**
- ◆ Black P
- ◆ Designer White PJW
- P2**
- ◆ Champagne Metallic T4
- ◆ Platinum Metallic T1
- ◆ Silver PR6
- ◆ Solar Black P8X

O-LEGS, STEEL LEGS, POST LEGS, SHELF BRACKETS, SHARED LEGS, STORAGE CUBES

PAINTS CODES

- P1**
- ◆ Black P
- ◆ Brownstone P7D
- ◆ Charcoal S
- ◆ Designer White PJW
- ◆ Fossil P28
- ◆ Greige T5
- ◆ Loft LOFT
- ◆ Muslin T3
- ◆ Shadow SHDW
- ◆ Titanium P8T

P2

- ◆ Brilliant White Ⓢ WHIT
- ◆ Champagne Metallic T4
- ◆ Platinum Metallic T1
- ◆ Silver PR6
- ◆ Solar Black P8X

P3

- ◆ Atom P8S
- ◆ Blossom**** P8K
- ◆ Bullseye PJF
- ◆ Cabernet**** P7T
- ◆ Conifer**** P8H
- ◆ Ember P8P
- ◆ Ion P8N
- ◆ Iris P8J
- ◆ Krypton P8F
- ◆ Regatta P8M
- ◆ Succulent**** P8A

HLSL1212 CUBE

PAINTS CODES

- P3**
- ◆ Atom P8S
- ◆ Blossom**** P8K
- ◆ Bullseye PJF
- ◆ Cabernet**** P7T
- ◆ Conifer**** P8H
- ◆ Ember P8P
- ◆ Ion P8N
- ◆ Iris P8J
- ◆ Krypton P8F
- ◆ Regatta P8M
- ◆ Succulent**** P8A

ANGLED WOOD LEGS

- ◆ Clear Ash LA400
- ◆ Medium Ash LA484

WORKSURFACE LAMINATES	CODES	EDGE BAND OPTIONS					
		Matching Edge	Designer White (DW)	Loft (LOFT)	Muslin (T)	Shadow (SHDW)	Black (P)
Black	P						*
Bourbon Cherry	H	*	*		*		
Charcoal	S	*					
Cognac	COGN	*	*		*		
Designer White	LDW1		*				
Harvest	C	*	*		*		
Loft	LOFT			*			
Lowell Ash	LLA1	*	*	*	*		
Mahogany	N	*		*		*	
Mocha	MOCH	*	*		*		
Natural Maple	D	*	*	*	*		
Natural Recon	LNR1	*	*	*	*		
Phantom Ecru	LPE1	*	*	*	*		
Pinnacle	PINC	*	*		*		
Portico Teak	LPT1	*	*	*	*		
Shaker Cherry	F	*	*	*	*	*	
Sheer Mesh	A5				*		
Silver Mesh	B9			*			
Skyline Walnut	LSW1	*	*	*	*		
Kingswood Walnut	LK11	*	*	*	*	*	
Florence Walnut	LFW1	*	*	*	*	*	

* Sheer Mesh laminate will have Muslin Edgeband. Sheer Mesh NOT available on Chassis/Cabinet, Drawer/Door Fronts, Laminate End Panels, Layering Shelves and Modesty Panels.

** Silver Mesh laminate will have Loft Edgeband. Silver Mesh NOT available on Chassis/Cabinet, Drawer/Door Fronts, Laminate End Panels, Layering Shelves and Modesty Panels.

*** Storage chassis that are specified in L2 laminates and are longer than 60" W will ship with back panels that are horizontal grain.

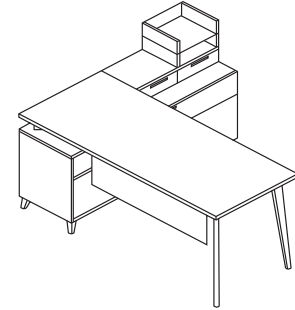
**** TREND COLORS: These colors are intended to be an inspirational option for the trending market. Product application is limited and color availability is approximately two years to coincide with evolving workplace trends.

◆◆◆ For lead time information see page 21.

* De-emphasized

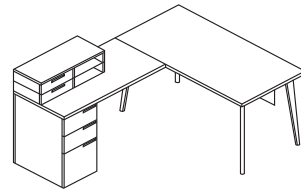
VOI® Laminate Typicals

QTY	DESCRIPTION	MODEL	LIST PRICE	PRICE EXTENSION
1	Low Credenza, Right Hand Drawers, Footed 60"W x 20"D x 25½"H	HLSL2060LR2F	\$1,324	\$1,324
1	Cube Bundle A	HLSL15-SOO	\$294	\$294
2	Drawer Cube 15"W x 13"D x 4"H	HLSL154LSD	\$221	\$442
1	Voi® Shelf 30"W x 13"D	HLSLR1330	\$187	\$187
1	Angled Steel Leg 29"H	HLSL28AM2	\$323	\$323
1	4"H Steel Stanchion	HLSL4AM2	\$151	\$151
1	Rectangle Worksurface 72"W x 30"D	HLSLR3072	\$460	\$460
1	Mixed Material Floating Modesty Panel 42"W x 14"H	HLSL4214MM	\$795	\$795
TOTAL:			\$3,976	



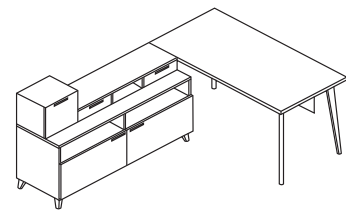
SMALL FOOTPRINT
60"W x 72"D

QTY	DESCRIPTION	MODEL	LIST PRICE	PRICE EXTENSION
1	Mixed Material Floating Modesty Panel 42"W x 14"H	HLSL4214MM	\$795	\$795
1	Rectangular Worksurface 48"W x 24"D	HLSLR2448	\$294	\$294
2	Drawer Cube 15"W x 13"D x 4"H	HLSL154LSD	\$221	\$442
1	Cube Bundle A	HLSL15-SOO	\$294	\$294
2	Angled Steel Leg 29"H	HLSL28AM2	\$323	\$646
1	Rectangle Worksurface 60"W x 30"D	HLSLR3060	\$394	\$394
1	Voi® Shelf 30"W x 13"D	HLSLR1330	\$187	\$187
1	Support Pedestal 24"W x 28"D	HLSL2428B	\$747	\$747
TOTAL:			\$3,799	



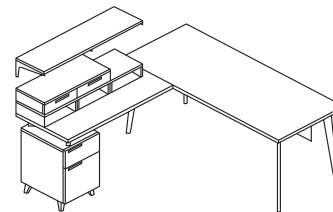
SMALL FOOTPRINT
78"W x 60"D

QTY	DESCRIPTION	MODEL	LIST PRICE	PRICE EXTENSION
1	Low Credenza, 2 File/Open, Footed 60"W x 20"D x 25½"H	HLSL2060LD2F	\$1,440	\$1,440
1	Cabinet Cube, Left Handed 15"W x 13"D x 12"H	HLSL1512LSCL	\$221	\$221
1	Short Open Cube 15"W x 13"D x 4"H	HLSL154LSO	\$147	\$147
2	Drawer Cube 15"W x 13"D x 4"H	HLSL154LSD	\$221	\$442
1	Voi® Shelf 45"W x 13"D	HLSLR1345	\$228	\$228
2	Angled Steel Leg 29"H	HLSL28AM2	\$323	\$646
1	Rectangle Worksurface with Stiffener 60"W x 30"D	HLSLR3060W	\$464	\$464
1	Mixed Material Floating Modesty Panel 42"W x 14"H	HLSL4214MM	\$795	\$795
TOTAL:			\$4,383	



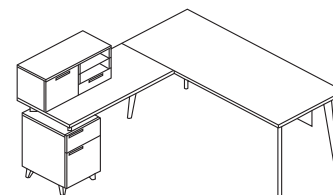
SMALL FOOTPRINT
90"W x 60"D

QTY	DESCRIPTION	MODEL	LIST PRICE	PRICE EXTENSION
1	Box/File Pedestal, Footed 16"W x 20"D x 28½"H	HLSL2016FP2	\$850	\$850
2	Drawer Cube 15"W x 13"D x 4"H	HLSL154LSD	\$221	\$442
1	Cube Bundle A	HLSL15-SOO	\$294	\$294
1	Short Open Cube 15"W x 13"D x 4"H	HLSL154LSO	\$147	\$147
1	Voi® Shelf 30"W x 13"D	HLSLR1330	\$187	\$187
2	Voi® Shelf 45"W x 13"D	HLSLR1345	\$228	\$456
1	4"H Steel Stanchion	HLSL4AM2	\$151	\$151
1	Rectangle Worksurface 72"W x 30"D	HLSLR3072	\$460	\$460
1	Rectangular Worksurface 48"W x 24"D	HLSLR2448	\$294	\$294
1	Shelf Brackets	HLSLSB	\$96	\$96
1	Mixed Material Floating Modesty Panel 54"W x 14"H	HLSL5414MM	\$955	\$955
2	Angled Wood Leg 29"H	HLSL28AW2	\$420	\$840
TOTAL:			\$5,172	



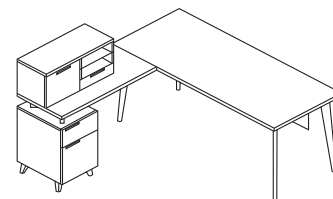
SMALL FOOTPRINT WITH SHELF
78"W x 72"D

QTY	DESCRIPTION	MODEL	LIST PRICE	PRICE EXTENSION
1	Box/File Pedestal, Footed 16"W x 20"D x 28½"H	HLSL2016FP2	\$850	\$850
1	4"H Steel Stanchion	HLSL4AM2	\$151	\$151
2	Angled Wood Leg 29"H	HLSL28AW2	\$420	\$840
1	Mixed Material Floating Modesty Panel 54"W x 14"H	HLSL5414MM	\$955	\$955
1	Rectangle Worksurface 72"W x 30"D	HLSLR3072	\$460	\$460
1	Rectangular Worksurface 48"W x 24"D	HLSLR2448	\$294	\$294
1	Drawer Cube 15"W x 13"D x 4"H	HLSL154LSD	\$221	\$221
1	Cube Bundle A	HLSL15-SOO	\$294	\$294
1	Cabinet Cube, Left Handed 15"W x 13"D x 12"H	HLSL1512LSCL	\$221	\$221
1	Voi® Shelf 30"W x 13"D	HLSLR1330	\$187	\$187
TOTAL:			\$4,473	



SMALL FOOTPRINT WITH ANGLED WOOD LEGS
78"W x 72"D

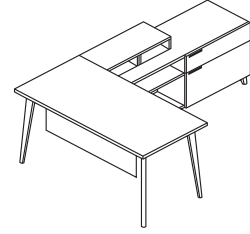
QTY	DESCRIPTION	MODEL	LIST PRICE	PRICE EXTENSION
1	Box/File Pedestal, Footed 16"W x 20"D x 28½"H	HLSL2016FP2	\$850	\$850
1	Cube Bundle A	HLSL15-SOO	\$294	\$294
1	Cabinet Cube, Left Handed 15"W x 13"D x 12"H	HLSL1512LSCL	\$221	\$221
1	Drawer Cube 15"W x 13"D x 4"H	HLSL154LSD	\$221	\$221
1	Voi® Shelf 30"W x 13"D	HLSLR1330	\$187	\$187
2	Angled Steel Leg 29"H	HLSL28AM2	\$323	\$646
1	4"H Steel Stanchion	HLSL4AM2	\$151	\$151
1	Rectangle Worksurface 42"W x 20"D	HLSLR2042	\$257	\$257
1	Rectangle Worksurface 72"W x 30"D	HLSLR3072	\$460	\$460
1	Mixed Material Floating Modesty Panel 54"W x 14"H	HLSL5414MM	\$955	\$955
TOTAL:			\$4,242	



SMALL FOOTPRINT WITH STEEL LEGS
72"W x 72"D

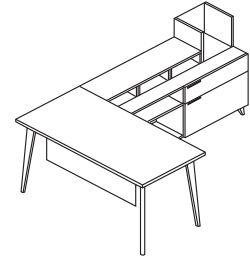
VOI® Laminate Typicals

QTY	DESCRIPTION	MODEL	LIST PRICE	PRICE EXTENSION
1	Cube Bundle A	HLSL15-SOO	\$294	\$294
1	Voi® Shelf 30"W x 13"D	HLSLR1330	\$187	\$187
1	Low Credenza, Right Hand Drawers, Footed 60"W x 20"D x 25½"H	HLSL2060LR2F	\$1,324	\$1,324
2	Angled Steel Leg 29"H	HLSL28AM2	\$323	\$646
1	Mixed Material Floating Modesty Panel 42"W x 14"H	HLSL4214MM	\$795	\$795
1	Rectangle Worksurface 60"W x 30"D	HLSLR3060	\$394	\$394
TOTAL:			\$3,640	



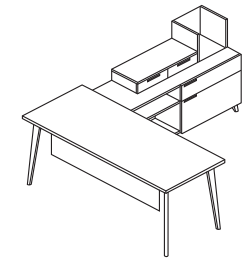
**SMALL FOOTPRINT WITH
CUBE BUNDLE A**
90"W x 60"D

QTY	DESCRIPTION	MODEL	LIST PRICE	PRICE EXTENSION
1	Cube Bundle B	HLSL15-SOOOLO	\$617	\$617
1	Low Credenza, Right Hand Drawers, Footed 60"W x 20"D x 25½"H	HLSL2060LR2F	\$1,324	\$1,324
1	Voi® Shelf 45"W x 13"D	HLSL1345	\$226	\$226
2	Angled Steel Leg 29"H	HLSL28AM2	\$323	\$646
1	Mixed Material Floating Modesty Panel 42"W x 14"H	HLSL4214MM	\$795	\$795
1	Rectangle Worksurface 60"W x 30"D	HLSLR3060	\$394	\$394
TOTAL:			\$4,002	



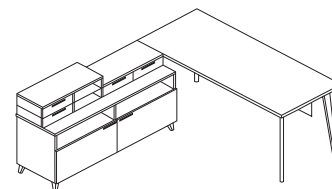
**SMALL FOOTPRINT WITH
CUBE BUNDLE B**
90"W x 60"D

QTY	DESCRIPTION	MODEL	LIST PRICE	PRICE EXTENSION
1	Low Credenza, Right Hand Drawers, Footed 60"W x 20"D x 25½"H	HLSL2060LR2F	\$1,324	\$1,324
2	Drawer Cube 15"W x 13"D x 4"H	HLSL154LSD	\$221	\$442
1	Tall Open Cube 15"W x 13"D x 12"H	HLSL1512LSO	\$176	\$176
1	Voi® Shelf 30"W x 13"D	HLSLR1330	\$187	\$187
2	Angled Steel Leg 29"H	HLSL28AM2	\$323	\$646
1	Rectangle Worksurface 72"W x 30"D	HLSLR3072	\$460	\$460
1	Mixed Material Floating Modesty Panel 54"W x 14"H	HLSL5414MM	\$955	\$955
TOTAL:			\$4,190	



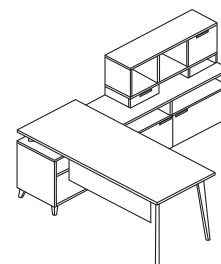
**SMALL FOOTPRINT WITH
THREE CUBES**
90"W x 72"D

QTY	DESCRIPTION	MODEL	LIST PRICE	PRICE EXTENSION
1	Cube Bundle A	HLSL15-SOO	\$294	\$294
2	Angled Steel Leg 29"H	HLSL28AM2	\$323	\$646
1	Rectangle Worksurface 72"W x 30"D	HLSLR3072	\$460	\$460
1	Mixed Material Floating Modesty Panel 54"W x 14"H	HLSL5414MM	\$955	\$955
1	Low Credenza, 2 File/Open, Footed 60"W x 20"D x 25½"H	HLSL2060LD2F	\$1,440	\$1,440
4	Drawer Cube 15"W x 13"D x 4"H	HLSL154LSD	\$221	\$884
2	Voi® Shelf 30"W x 13"D	HLSLR1330	\$187	\$374
TOTAL:			\$5,053	



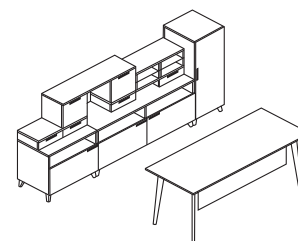
SMALL FOOTPRINT WITH SIX CUBES
90"W x 72"D

QTY	DESCRIPTION	MODEL	LIST PRICE	PRICE EXTENSION
1	Low Credenza, 2 File/Open, Footed 60"W x 20"D x 25½"H	HLSL2060LD2F	\$1,440	\$1,440
1	Low Credenza, Open, Footed 30"W x 20"D x 25½"H	HLSL2030LD0F	\$924	\$924
1	Cube Bundle C	HLSL15-SODLOC	\$765	\$765
2	Voi® Shelf 45"W x 13"D	HLSLR1345	\$228	\$456
1	Angled Steel Leg 29"H	HLSL28AM2	\$323	\$323
1	4"H Steel Stanchion	HLSL4AM2	\$151	\$151
1	Rectangle Worksurface 72"W x 30"D	HLSLR3072	\$460	\$460
1	Mixed Material Floating Modesty Panel 42"W x 14"H	HLSL4214MM	\$795	\$795
TOTAL:			\$5,314	



MEDIUM FOOTPRINT WITH CUBE BUNDLE C
90"W x 72"D

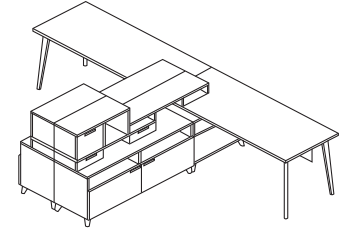
QTY	DESCRIPTION	MODEL	LIST PRICE	PRICE EXTENSION
1	Low Credenza, 2 File/Open, Footed 60"W x 20"D x 25½"H	HLSL2060LD2F	\$1,440	\$1,440
1	Low Credenza, 1 File/Open, Footed 30"W x 20"D x 25½"H	HLSL2030LD1F	\$1,020	\$1,020
1	Left Hand Door, Footed 18"W x 20"D x 4"H	HLSLW084LF	\$1,283	\$1,283
2	Drawer Cube 15"W x 13"D x 4"H	HLSL154LSD	\$221	\$442
2	Cube Bundle A	HLSL15-SOO	\$294	\$588
1	Cube Bundle D	HLSL15-SDDLCC	\$884	\$884
2	Voi® Shelf 45"W x 13"D	HLSLR1345	\$228	\$456
2	Voi® Shelf 30"W x 13"D	HLSLR1330	\$187	\$374
2	Angled Wood Leg 29"H	HLSL28AW2	\$420	\$840
1	Rectangle Top, Knife Edge 72"W x 30"D	HLSLR3072J	\$644	\$644
1	Mixed Material Floating Modesty Panel 54"W x 14"H	HLSL5414MM	\$955	\$955
TOTAL:			\$8,926	



PRIVATE OFFICE WITH TABLE DESK
108"W x 50"D

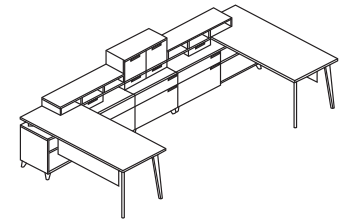
VOI® Laminate Typicals

QTY	DESCRIPTION	MODEL	LIST PRICE	PRICE EXTENSION
2	Low Credenza, 2 File/Open, Footed 60"W x 20"D x 25½"H	HLSL2060LD2F	\$1,440	\$2,880
2	Low Credenza, Open, Footed 30"W x 20"D x 25½"H	HLSL2030LD0F	\$924	\$1,848
1	Cube Bundle E	HLSL15-SO0DDLOC	\$1,133	\$1,133
2	Drawer Cube 15"W x 13"D x 4"H	HLSL154LSD	\$221	\$442
2	Short Open Cube 15"W x 13"D x 4"H	HLSL154LSO	\$147	\$294
1	Tall Open Cube 15"W x 13"D x 12"H	HLSL1512LSO	\$176	\$176
1	Cabinet Cube, Left Handed 15"W x 13"D x 12"H	HLSL1512LSCL	\$221	\$221
2	Mixed Material Floating Modesty Panel 42"W x 14"H	HLSL4214MM	\$795	\$1,590
2	Voi® Shelf 30"W x 13"D	HLSLR1330	\$187	\$374
4	Voi® Shelf 45"W x 13"D	HLSLR1345	\$228	\$912
2	Angled Steel Leg 29"H	HLSL28AM2	\$323	\$646
2	4"H Steel Stanchion	HLSL4AM2	\$151	\$302
2	Rectangle Worksurface 72"W x 30"D	HLSLR3072	\$460	\$920
TOTAL:				\$11,738



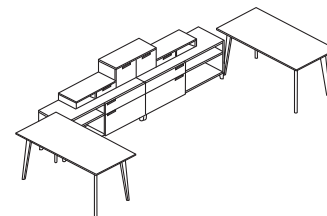
**LARGE FOOTPRINT
ADJACENT TEAMING**
90"W x 144"D

QTY	DESCRIPTION	MODEL	LIST PRICE	PRICE EXTENSION
1	Low Credenza, Left Hand Drawers, Footed 60"W x 20"D x 25½"H	HLSL2060LL2F	\$1,324	\$1,324
1	Low Credenza, 1 File/1 Box, Footed 30"W x 20"D x 25½"H	HLSL2030LD2F	\$1,127	\$1,127
4	Drawer Cube 15"W x 13"D x 4"H	HLSL154LSD	\$221	\$884
3	Cube Bundle A	HLSL15-SOO	\$294	\$882
1	Cabinet Cube, Right Handed 15"W x 13"D x 12"H	HLSL1512LSCR	\$221	\$221
1	Cabinet Cube, Left Handed 15"W x 13"D x 12"H	HLSL1512LSCL	\$221	\$221
1	Low Credenza, Right Hand Drawers, Footed 60"W x 20"D x 25½"H	HLSL2060LR2F	\$1,324	\$1,324
1	Voi® Shelf 30"W x 13"D	HLSLR1330	\$187	\$187
4	Voi® Shelf 45"W x 13"D	HLSLR1345	\$228	\$912
2	Angled Steel Leg 29"H	HLSL28AM2	\$323	\$646
2	4"H Steel Stanchion	HLSL4AM2	\$151	\$302
2	Rectangle Worksurface 72"W x 30"D	HLSLR3072	\$460	\$920
2	Mixed Material Floating Modesty Panel 42"W x 14"H	HLSL4214MM	\$795	\$1,590
TOTAL:				\$10,540



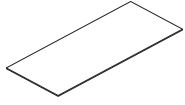
**LARGE TEAMING STATION
WITH ENHANCED STORAGE**
150"W x 72"D

QTY	DESCRIPTION	MODEL	LIST PRICE	PRICE EXTENSION
1	Low Credenza, Right Hand Drawers, Footed 60"W x 20"D x 25½"H	HLSL2060LR2F	\$1,324	\$1,324
1	Low Credenza, Left Hand Drawers, Footed 60"W x 20"D x 25½"H	HLSL2060LL2F	\$1,324	\$1,324
1	Cube Bundle A	HLSL15-SOO	\$294	\$294
2	Drawer Cube 15"W x 13"D x 4"H	HLSL154LSD	\$221	\$442
1	Cabinet Cube, Right Handed 15"W x 13"D x 12"H	HLSL1512LSCR	\$221	\$221
1	Cabinet Cube, Left Handed 15"W x 13"D x 12"H	HLSL1512LSCL	\$221	\$221
3	Voi® Shelf 30"W x 13"D	HLSLR1330	\$187	\$561
4	Angled Steel Leg 29"H	HLSL28AM2	\$323	\$1,292
2	Rectangle Top, Knife Edge 60"W x 30"D	HLSLR3060J	\$550	\$1,100
TOTAL:				\$6,779



**LARGE FOOTPRINT
TEAMING
180"W x 80"D**

Laminate Worksurfaces — Rectangle



DESCRIPTION	MODEL	SHIP WEIGHT	CUBE	LIST PRICE BY LAMINATE GRADE	
				L1	L2
Rectangle Worksurfaces Top with Knife Edge					
48"W x 24"D	HLSLR2448J	54	3.4	\$412	\$427
60"W x 24"D	HLSLR2460J	75	4.2	\$480	\$500
72"W x 24"D	HLSLR2472J	89	5.0	\$539	\$559
48"W x 30"D	HLSLR3048J	75	4.2	\$443	\$458
60"W x 30"D	HLSLR3060J	92	5.1	\$550	\$570
72"W x 30"D	HLSLR3072J	110	6.1	\$644	\$664

NOTES:

- Systems worksurfaces can be used with all Voi® components.
- Worksurfaces are abrasion- and stain-resistant laminate over durable 1½" solid core high performance particleboard: resists wrapping.
- There are two 3" grommets in Knife Edge worksurfaces, if specified.
- When using a floating modesty panel or an external channel under the worksurface, the depth clearance for keyboard trays and center drawers decreases by 8". See accessory matrix in accessory section of the pricer.
- 3" Power Hub model HGRMTAC can be interchanged with 3" standard grommet.
- ! Voi® worksurfaces cannot be used with Abode™ Desks components.
- ! Grommets in worksurfaces must be specified. If grommets are specified, grommets come in predetermined location.
- ! Depending on your support combination, an external channel may be required for extra support on unsupported spans greater than 54"W. Please see the matrix on page 186 of the June 2019 List Pricer for more details.
- ! If using a 54"W or 60"W floating modesty, it is not necessary to spec an external channel.
- ! Voi® Knife Edge surfaces are recommended to only use angled post legs as supports.
- ! Knife Edge worksurfaces are intended to be stand-alone. Surface gaps may occur if connecting to a panel or using return worksurfaces.

HOW TO SPECIFY

Select
Model Number

HLSLR2448J.

Select
Worksurface Laminate and Edge Color

See page 1

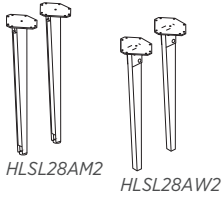
NN.

Select
Grommet Option and Color

X No Grommet
G Grommet

If choosing the grommet option, select Grommet Color. See page 1.

GT1

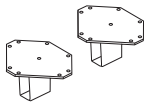


DESCRIPTION

Angled Legs
 12"W x 8"D x 32"H Steel — 2-Pack
 12"W x 8"D x 32"H Wood — 2-Pack

MODEL	SHIP WEIGHT	CUBE	LIST PRICE BY PAINT GRADE		
			CORE	P2	P3
HLSL28AM2	15 Ⓞ	1.3	\$323	\$331	\$353
HLSL28AW2	14 Ⓞ	1.5	\$420		

NOTES: Angled Steel Legs come equipped with a removable wire management channel in each leg.
 ⓘ Pricing shown is per carton. Ordering 2 of either model will result in 2 cartons being shipped, giving you 4 legs.



DESCRIPTION

Steel Stanchions — 2-Pack
 4"H

MODEL	SHIP WEIGHT	CUBE	LIST PRICE BY PAINT GRADE	
			CORE	METALLICS
HLSL4AM2	5 Ⓞ	0.2	\$151	\$159

ⓘ Pricing shown is per carton. Ordering 2 of either model will result in 2 cartons being shipped, giving you 4 legs.

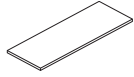
NOTES:

- A variety of pedestals, end panels, and O-legs can be combined to create a conventional or contemporary desk.
- Will have a 6" overhang when using 30" worksurface supports with a 36"D worksurface.
- ⓘ 4"H Stanchions to be used on floor storage with feet ONLY.
- ⓘ O-Leg Support to be used on floor storage without feet ONLY.
- ⓘ Wood legs use natural wood material. The color on each leg may contain natural variation.

HOW TO SPECIFY

<p>Select Model Number</p> <p>H L S L 2 8 A M 2</p>	<p>Select Wood/Paint Finish</p> <p>See page 1</p> <p>T 1</p>
---	--

Overhead Storage and Supports



DESCRIPTION

Shelves
 30"W x 13"D
 36"W x 13"D
 45"W x 13"D

MODEL	SHIP WEIGHT	CUBE	L1 LIST PRICE	L2 UPCHARGE
HLSLR1330	10 Ⓞ	1.3	\$187	\$10
HLSLR1336	12 Ⓞ	1.5	\$210	\$10
HLSLR1345	15 Ⓞ	1.9	\$228	\$10

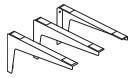
HOW TO SPECIFY

Select Model Number

Select Laminate

See page 1

HLSLR1330 . C



DESCRIPTION

Shelf Bracket (set of 3)

MODEL	SHIP WEIGHT	CUBE	CORE	CHOICE UPCHARGE
HLSLSB	3 Ⓞ	0.2	\$96	\$8

HOW TO SPECIFY

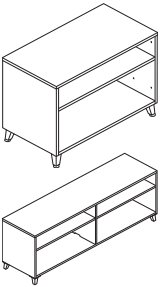
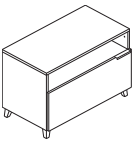
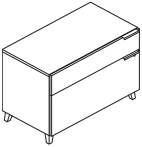
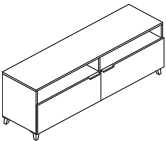
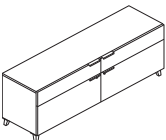
Select Model Number

Select Paint Color

See page 1

HLSLSB . T1

Laminate Low Footed Credenzas

	DESCRIPTION	MODEL	SHIP WEIGHT	CUBE	L1 LIST PRICE	L2 UPCHARGE
	Low Credenza, Open, Footed					
	30"W x 20"D x 25½"H	HLSL2030LD0F	67	9.8	\$924	\$25
	36"W x 20"D x 25½"H	HLSL2036LD0F	87	11.9	\$950	\$30
	60"W x 20"D x 25½"H	HLSL2060LD0F	132	19.9	\$1118	\$35
	72"W x 20"D x 25½"H	HLSL2072LD0F	172	23.7	\$1332	\$40
	Low Credenza, 1 File/Open, Footed					
	30"W x 20"D x 25½"H	HLSL2030LD1F	77	9.8	\$1020	\$25
	36"W x 20"D x 25½"H	HLSL2036LD1F	97	11.9	\$1048	\$30
	Low Credenza, 1 File/1 Box, Footed					
	30"W x 20"D x 25½"H	HLSL2030LD2F	82	9.8	\$1127	\$25
	36"W x 20"D x 25½"H	HLSL2036LD2F	102	11.9	\$1159	\$30
	Low Credenza, 2 File/Open, Footed					
	60"W x 20"D x 25½"H	HLSL2060LD2F	162	19.9	\$1440	\$35
	72"W x 20"D x 25½"H	HLSL2072LD2F	202	23.7	\$1571	\$40
	Low Credenza, 2 File/2 Box, Footed					
	60"W x 20"D x 25½"H	HLSL2060LD4F	192	19.9	\$1532	\$35
	72"W x 20"D x 25½"H	HLSL2072LD4F	232	23.7	\$1675	\$40

NOTES:

- Worksurfaces with 4" stanchions may be placed upon low credenzas to create layering.
- Chassis and drawer fronts woodgrains and solid laminates are specified separately (see SIF options below).
- File drawers accept hanging folders in letter size.
- Multiple handle locations possible per customer preference.
- Seat cushions are available for low credenzas (specify separately).
- Storage accessory model HSLDRWORG works with box drawers.
- Layering shelf works with low credenzas to provide additional storage areas.
- File, lateral, and wide box drawers operate on ball-bearing suspension with full extension.
- Adjustable hex leveling glides allow floor-standing furniture to be easily leveled without lifting the unit; glides have 1/4" adjustable range.
- Ships with one handle per drawer on all units.

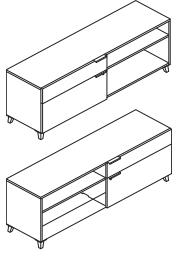
ⓘ Locking units equipped with HON "One Key" interchangeable core removable locks. Keyed alike core must be ordered separately.

ⓘ 7" O-legs cannot be used as a support on footed credenzas.

HOW TO SPECIFY

<p>Select Model Number</p>	<p>Select Chassis Laminate</p> <p>See page 1</p>	<p>Select Drawer Front Laminate</p> <p>See page 1</p>	<p>Select Pull Color</p> <p>P Black T4 Champagne T1 Platinum PJW Designer White PR6 Silver P8X Solar Black</p> <p>Not specified for Open Credenza models</p>	<p>Select Foot Color</p> <p>P Black T4 Champagne T1 Platinum PJW Designer White PR6 Silver P8X Solar Black</p>
<p>H L S L 2 0 3 0 L D 0 F .</p>	<p>C .</p>	<p>C .</p>	<p>T 1 .</p>	<p>T 1</p>

Laminate Low Footed Credenzas



DESCRIPTION

Low Credenza, Box/File, Open, Footed
 60"W x 20"D x 25½"H — Left Hand Drawers
 72"W x 20"D x 25½"H — Left Hand Drawers

60"W x 20"D x 25½"H — Right Hand Drawers
 72"W x 20"D x 25½"H — Right Hand Drawers

MODEL

HLSL2060LL2F
HLSL2072LL2F

SHIP WEIGHT

162
 202

CUBE

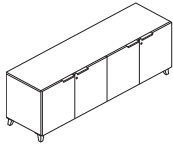
19.9
 23.7

L1 LIST PRICE

\$1324
\$1556

L2 UPCHARGE

\$35
\$40



Low Credenza, 4 Storage Doors, Footed

60"W x 20"D x 25½"H
 72"W x 20"D x 25½"H

HLSL2060S4F
HLSL2072S4F

162
 192

19.9
 23.7

\$1437
\$1663

\$35
\$40

NOTES:

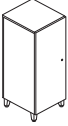
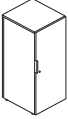
- Worksurfaces with 4" stanchions may be placed upon low credenzas to create layering.
- Chassis and drawer fronts woodgrains and solid laminates are specified separately (see SIF options below).
- File drawers accept hanging folders in letter size.
- Multiple handle locations possible per customer preference.
- Seat cushions are available for low credenzas and mobile pedestals (specify separately).
- Storage accessory model HLSLDRWORG works with box doors.
- Layering shelf works with low credenzas to provide additional storage areas.
- File, lateral, and wide box drawers operate on ball-bearing suspension with full extension.
- Adjustable hex leveling glides allow floor-standing furniture to be easily leveled without lifting the unit; glides have 1/4" adjustable range.
- Ships with one handle per drawer on all units.

- ❗ Locking units equipped with HON "One Key" interchangeable core removable locks. Keyed alike core must be ordered separately.
- ❗ 7" O-legs cannot be used as a support on footed credenzas.

HOW TO SPECIFY

Select Model Number	Select Chassis Laminate	Select Drawer Front Laminate	Select Pull Color	Select Foot Color
	See page 1	See page 1	P Black T4 Champagne T1 Platinum PJW Designer White PR6 Silver P8X Solar Black Not specified for Open Credenza models	P Black T4 Champagne T1 Platinum PJW Designer White PR6 Silver P8X Solar Black
HLSL2060LL2F.	C.	C.	T1.	T1

Laminate Storage Towers

	DESCRIPTION	MODEL	SHIP WEIGHT	CUBE	L1 LIST	L2 UPCHARGES	
						CHASSIS	FRONTS
	Storage Towers, Right Hand Drawers, Left Hand Doors, Footed						
	20"W x 18"D x 54"H	HLSLW085LF	141	13.7	\$1784	\$45	\$35
	24"W x 18"D x 54"H	HLSLW485LF	169	16.2	\$2022	\$50	\$35
	20"W x 24"D x 54"H	HLSLW045LF	169	17.8	\$1975	\$50	\$35
	24"W x 24"D x 54"H	HLSLW445LF	202	21.1	\$2134	\$55	\$35
	Storage Towers, Left Hand Drawers, Right Hand Doors, Footed						
	20"W x 18"D x 54"H	HLSLW085RF	141	13.7	\$1784	\$45	\$35
	24"W x 18"D x 54"H	HLSLW485RF	169	16.2	\$2022	\$50	\$35
	20"W x 24"D x 54"H	HLSLW045RF	169	17.8	\$1975	\$50	\$35
	24"W x 24"D x 54"H	HLSLW445RF	202	21.1	\$2134	\$55	\$35
	Storage Towers, One Door, Footed						
	18"W x 20"D x 46"H — Left Hand Door	HLSLW084LF	105	11.3	\$1283	\$35	\$25
	18"W x 20"D x 46"H — Right Hand Door	HLSLW084RF	105	11.3	\$1283	\$35	\$25
	Storage Towers, One Door, Non-Footed						
	18"W x 20"D x 42"H — Left Hand Door	HLSLW084L	102	11.3	\$1227	\$35	\$25
	18"W x 20"D x 42"H — Right Hand Door	HLSLW084R	102	11.3	\$1227	\$35	\$25

NOTES:

- Use the worksurface to tower bracket kit to attach worksurfaces to Storage Towers models shown above.
- Chassis and drawer fronts woodgrains and solid laminates are specified separately (see SIF options below).
- File drawers accept hanging folders in letter or legal size.
- Wardrobe, middle box drawer and file drawer are locking.
- Standard box drawers operate on ball-bearing suspension with full extension. File, lateral, and wide box drawers operate on ball-bearing suspension with full extension.
- Ships with one handle per drawer on all units.
- Adjustable hex leveling glides allow floor-standing furniture to be easily leveled without lifting the unit; glides have 1/4" adjustable range.
- Wardrobe/storage cabinet includes coat rod.
- Wardrobes contain easy access side storage shelves.

! Locking units equipped with HON "One Key" interchangeable core removable locks. Keyed alike core must be ordered separately.

HOW TO SPECIFY

<p>Select Model Number</p> <p>HL SLW085LF</p>	<p>Select Chassis Laminate</p> <p>See page 1</p> <p>C</p>	<p>Select Drawer Front Laminate</p> <p>See page 1</p> <p>C</p>	<p>Select Pull Color</p> <p>P Black T4 Champagne T1 Platinum PJW Designer White PR6 Silver P8X Solar Black</p> <p>T1</p>	<p>Select Foot Color</p> <p>P Black T4 Champagne T1 Platinum PJW Designer White PR6 Silver P8X Solar Black</p> <p>T1</p>
--	--	---	--	--

VOI® Laminate Storage

OPEN MARKET



DESCRIPTION	MODEL	SHIP WEIGHT	CUBE	L1 LIST	L2 UPCHARGES	
					CHASSIS	FRONTS
Box/File Pedestal, Footed 16"W x 20"D x 28½"H	HL2016FP2	65	5.8	\$850	\$20	\$10

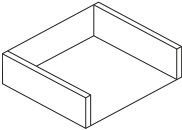
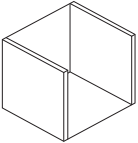
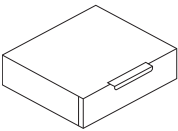
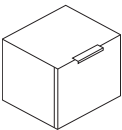
NOTES:

- Ships with one handle per drawer on all units.
 - All models shown below are locking.
 - Chassis and drawer fronts woodgrains and solid laminates are specified separately (see SIF options below).
 - File drawers accept hanging folders in letter or legal size.
 - Multiple handle locations possible per customer preference.
 - Adjustable hex leveling glides allow floor-standing furniture to be easily leveled without lifting the unit; glides have 1/4" adjustable range.
- ⚠ Locking units equipped with HON "One Key" interchangeable core removable locks. Keyed alike core must be ordered separately.

HOW TO SPECIFY

<p>Select Model Number</p> <p>HL2016FP2</p>	<p>Select Chassis Laminate</p> <p>See page 1</p> <p>C</p>	<p>Select Drawer Front Laminate</p> <p>See page 1</p> <p>C</p>	<p>Select Pull Color</p> <p>P Black T4 Champagne T1 Platinum PJW Designer White PR6 Silver P8X Solar Black</p> <p>T1</p>	<p>Select Foot Color</p> <p>P Black T4 Champagne T1 Platinum PJW Designer White PR6 Silver P8X Solar Black</p> <p>T1</p>
--	--	---	---	---

Laminate Storage Cubes

	DESCRIPTION	MODEL	SHIP WEIGHT	CUBE	L1 LIST	L2 UPCHARGES	
						CABINET	DOOR
	Short Open Cube 15"W x 13"D x 4"H	HLSL154LSO	9 Ⓞ	1.4	\$147	\$10	N/A
	Tall Open Cube 15"W x 13"D x 12"H	HLSL1512LSO	16 Ⓞ	2.9	\$176	\$10	N/A
	Drawer Cube 15"W x 13"D x 4"H	HLSL154LSD	19 Ⓞ	1.4	\$221	\$10	\$5
	Cabinet Cube 15"W x 13"D x 12"H – Right Handed	HLSL1512LSCR	24 Ⓞ	2.9	\$221	\$10	\$5
	15"W x 13"D x 12"H – Left Handed	HLSL1512LACL	24 Ⓞ	2.9	\$221	\$10	\$5

NOTES:

- 4"H and 12"H cubes attach to credenzas, worksurfaces, or wall-mounted shelves.
- Configurable components are assembled using double-sided tape.
- Three 4"H cubes can be stacked to the height of one 12"H cube.
- ⓘ Do not leave a gap wider than 15" between cubes while assembled with a shelf.
- ⓘ Do not stack cube and shelf configurations higher than 30".

HOW TO SPECIFY

<p>Select Model Number</p> <p>HLSL154LSD . C .</p>	<p>Select Chassis Laminate</p> <p>See page 1</p> <p>C .</p>	<p>Select Front Laminate</p> <p>See page 1</p> <p>Not specified on HLSL154LSO and HLSL1512LSO</p> <p>C .</p>	<p>Select Paint Color</p> <p>See page 1</p> <p>T1 .</p>	<p>Select Pull Color</p> <p>P Black T4 Champagne T1 Platinum PJW Designer White PR6 Silver P8X Solar Black</p> <p>Not specified on HLSL154LSO and HLSL1512LSO</p> <p>T1</p>
---	--	---	--	--

	DESCRIPTION	MODEL	SHIP WEIGHT	CUBE	L1 LIST PRICE	L2 UPCHARGE
	Shelves 30"W x 13"D	HLSLR1330	10 Ⓞ	1.3	\$187	\$10
	36"W x 13"D	HLSLR1336	12 Ⓞ	1.5	\$210	\$10
	45"W x 13"D	HLSLR1345	15 Ⓞ	1.9	\$228	\$10

NOTES:

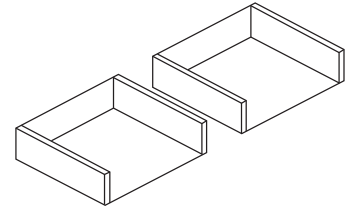
- Use shelves in between cubes to create another layering element, if desired.

HOW TO SPECIFY

<p>Select Model Number</p> <p>HLSLR1330 . C</p>	<p>Select Laminate</p> <p>See page 1</p> <p>C</p>
--	--

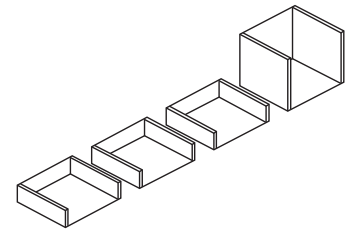
VOI® Laminate Storage Cube Bundles

QTY	DESCRIPTION	MODEL	LIST PRICE	PRICE EXTENSION
2	Cube Bundle A Short Open Cube 15"W x 13"D x 4"H	HLSL154LSO	\$147	\$294
TOTAL:			\$294	



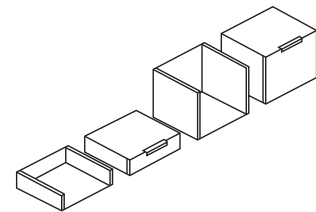
HLSL15-SOO

QTY	DESCRIPTION	MODEL	LIST PRICE	PRICE EXTENSION
3	Cube Bundle B Short Open Cube 15"W x 13"D x 4"H	HLSL154LSO	\$147	\$441
1	Tall Open Cube 15"W x 13"D x 12"H	HLSL1512LSO	\$176	\$176
TOTAL:			\$617	



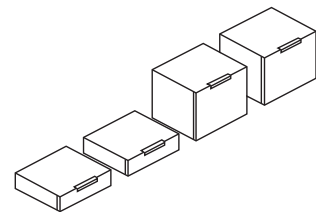
HLSL15-SOOOLO

QTY	DESCRIPTION	MODEL	LIST PRICE	PRICE EXTENSION
1	Cube Bundle C Short Open Cube 15"W x 13"D x 4"H	HLSL154LSO	\$147	\$147
1	Tall Open Cube 15"W x 13"D x 12"H	HLSL1512LSO	\$176	\$176
1	Drawer Cube 15"W x 13"D x 4"H	HLSL154LSD	\$221	\$221
1	Cabinet Cube, Right Handed 15"W x 13"D x 12"H	HLSL1512LSCR	\$221	\$221
TOTAL:			\$765	



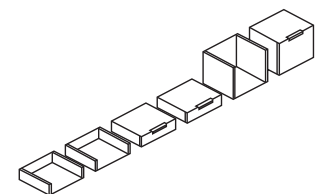
HLSL15-SODLOC

QTY	DESCRIPTION	MODEL	LIST PRICE	PRICE EXTENSION
2	Cube Bundle D Drawer Cube 15"W x 13"D x 4"H	HLSL154LSD	\$221	\$442
2	Cabinet Cube, Right Handed 15"W x 13"D x 12"H	HLSL1512LSCR	\$221	\$442
TOTAL:			\$884	



HLSL15-SDDLCC

QTY	DESCRIPTION	MODEL	LIST PRICE	PRICE EXTENSION
2	Cube Bundle E Drawer Cube 15"W x 13"D x 4"H	HLSL154LSD	\$221	\$442
2	Short Open Cube 15"W x 13"D x 4"H	HLSL154LSO	\$147	\$294
1	Tall Open Cube 15"W x 13"D x 12"H	HLSL1512LSO	\$176	\$176
1	Cabinet Cube, Right Handed 15"W x 13"D x 12"H	HLSL1512LSCR	\$221	\$221
TOTAL:			\$1,133	



HLSL15-SOODDLOC