

BETWEEN™ TABLES



TABLES

Between™ Tables shown with Ignition® ReActiv® Back Seating.

BETWEEN™ TABLES

The rise of mobile workers. Increased desire for socialization. Escalating real estate costs. These trends are driving inventive ways of getting the job done. This new approach requires getting the most out of every inch of space by adding versatile tables that add value and increase productivity. Whether you're working here, there or anywhere Between, this table collection's got you covered.



FEATURES

- Choose from round, square and soft square tops.
- 1/8" thick worksurface provides a sturdy foundation for work.
- Scratch-, spill- and stain-resistant laminate stands up to heavy use.
- Easily attach a base using pre-drilled holes.

BETWEEN™ ORDERING INFORMATION

LAMINATE	
TOPS/L1 LAMINATES	CODES
Woodgrain	
◆ Bourbon Cherry	H
◆ Cognac	COGN
◆ Florence Walnut	LFW1
◆ Harvest	C
◆ Kingswood Walnut	LK11
◆ Mahogany	N
◆ Mocha	MOCH
◆ Natural Maple	D
◆ Pinnacle	PINC
◆ Shaker Cherry	F
◆ Sterling Ash	LSA1
Solid	
◆ Black	P
◆ Charcoal	S
◆ Designer White	LDW1
◆ Loft	LOFT
Patterned	
◆ Sheer Mesh	A5
◆ Silver Mesh	B9
◆ Steel Mesh	A9
◇ Canyon Zephyr	K9
◇ Desert Zephyr	K8
◇ Shadow Zephyr	K1
◇ Whitestone	K4
TOPS/L2 LAMINATES	CODES
Woodgrain	
◆ Lowell Ash	LLA1
◆ Natural Recon	LNRI
◆ Phantom Ecru	LPE1
◆ Portico Teak	LPT1
◆ Skyline Walnut	LSW1

PAINT	
PAINT	CODES
P1	
◆ Black	P71
◆ Black Mica Texture	P6P
◆ Brownstone	P7D
◆ Charcoal	P02
◆ Designer White	PJW
◆ Fossil	P28
◆ Greige	T5
◆ Loft	LOFT
◆ Muslin	T3
◆ Textured Brownstone	P7J
◆ Textured Charcoal	P7A
◆ Textured Designer White ...	PK7
◆ Textured Loft	P7L
◆ Textured Muslin	P7M
◆ Textured Titanium	P8V
◆ Titanium	P8T
P2	
◆ Silver	PR6
◆ Textured Silver	PR8

EDGE BAND	
EDGE BAND	CODES
◆ Black	P
◆ Bourbon Cherry	H
◆ Charcoal	S
◆ Cognac	COGN
◆ Designer White	DW
◆ Florence Walnut	FW
◇ Greige	R
◆ Harvest	C
◆ Kingswood Walnut	KI
◆ Loft	LOFT
◆ Lowell Ash	DL
◆ Mahogany	N
◆ Mocha	MOCH
◆ Muslin	T
◆ Natural Maple	D
◆ Natural Recon	NR
◆ Phantom Ecru	PE
◆ Pinnacle	PINC
◆ Platinum	K
◆ Portico Teak	DP
◆ Shadow	SHDW
◆ Shaker Cherry	F
◆ Skyline Walnut	SW
◆ Sterling Ash	SA

Recommended Edgeband Color Selection:

Laminate		Edgeband	
Bourbon Cherry	H	Bourbon Cherry	H
Cognac	COGN	Cognac	COGN
Florence Walnut	LFW1	Florence Walnut	FW
Harvest	C	Harvest	C
Kingswood Walnut	LK11	Kingswood Walnut	KI
Mahogany	N	Mahogany	N
Mocha	MOCH	Mocha	MOCH
Natural Maple	D	Natural Maple	D
Pinnacle	PINC	Pinnacle	PINC
Shaker Cherry	F	Shaker Cherry	F
Sterling Ash	LSA1	Sterling Ash	SA
Black	P	Black	P
Charcoal	S	Charcoal	S
Designer White	LDW1	Designer White	DW
Whitestone	K4	Muslin	T
Sheer Mesh	A5	Muslin	T
Silver Mesh	B9	Loft	LOFT
Steel Mesh	A9	Charcoal	S
Canyon Zephyr	K9	Greige	R
Desert Zephyr	K8	Greige	R
Shadow Zephyr	K1	Loft	LOFT
Lowell Ash	LLA1	Lowell Ash	DL
Natural Recon	LNRI	Natural Recon	NR
Phantom Ecru	LPE1	Phantom Ecru	PE
Portico Teak	LPT1	Portico Teak	DP
Skyline Walnut	LSW1	Skyline Walnut	SW
Loft	LOFT	Loft	LOFT

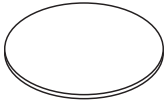
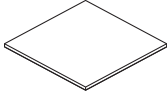
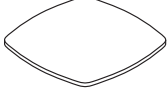
◆◆◆ For lead time information see page 19.
* De-emphasized

BETWEEN™ Table Tops

GSA SIN 33721



Icon Legend on page 19

	DESCRIPTION	MODEL	SHIP WEIGHT	CUBE	LIST PRICE BY LAMINATE GRADE	
					L1	L2
	Round Table Tops					
	30"W Round Top	HBTRND30	31	2.9	\$310	\$325
	36"W Round Top	HBTRND36	44	4.0	\$338	\$354
	42"W Round Top	HBTRND42	57	5.4	\$401	\$421
	Square Table Tops					
	30"W Square Top	HBTSQR30	31	2.9	\$295	\$309
	36"W Square Top	HBTSQR36	44	4.1	\$323	\$339
	42"W Square Top	HBTSQR42	57	5.6	\$383	\$402
	Soft Square Table Tops					
	30"W Soft Square Top	HBTSFT30	31	2.9	\$310	\$325
	36"W Soft Square Top	HBTSFT36	44	4.0	\$338	\$354
	42"W Soft Square Top	HBTSFT42	57	5.4	\$401	\$421

TABLES

HOW TO SPECIFY

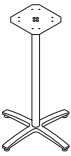
Select Model Number HBTRND30	Select Grommet Option N No Grommet	Select Laminate See page 691 C	Select Edge Color See page 691 C
--	--	---	---

OPEN MARKET EXCEPT AS NOTED



Icon Legend on page 19


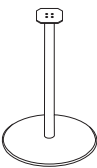

BETWEEN™ Table Bases

	DESCRIPTION	MODEL	SHIP WEIGHT	CUBE	LIST PRICE
	X-Base				
	Seated Height X-base for Support of 30", 36" Tops	HBTTX30S	27	5.2	\$298
	Seated Height X-base for Support of 42" Tops	HBTTX30L	29	5.2	\$437
	Standing-Height X-base for Support of 30", 36" Tops	HBTTX42S	30	5.2	\$359
	Standing-Height X-base for 42" Tops	HBTTX42L	34	5.2	\$500

SIN 33721

NOTES:

- Seated Height (30¾" to top of surface).
- Café-Height (42¼" to top of surface).
- Adjustable glides with ¼" adjustment available on all feet.

	Seated Height Disc Base ! Disc Base not for use with 42" square top.	HBTTD30	24	3.3	\$359
	Standing-Height Disc Base ! Disc Base not for use with 42" square top.	HBTTD42	27	3.3	\$424
	Counterweight Kit for Disc Base ! Required for use with 42" round and soft square tops. Optional for smaller top sizes.	HBTTCW	16	0.2	\$142

NOTES:

- Seated Height (29" to top of surface).
- Café-Height (42" to top of surface).
- Counterweight Kit required when using disc base with 42" round or soft square tops. Kit can be used for added stability on 30" or 36" round, square, and soft square tops if desired.

HOW TO SPECIFY

<p>Select Model Number</p>	<p>Select Paint Color</p> <p>P7J Textured Brownstone P7A Textured Charcoal PK7 Textured Designer White P7L Textured Loft P7M Textured Muslin PR8 Textured Silver (\$20 upcharge) P8V Textured Titanium P6P Black Mica Texture</p>
<p>HBTTX30S</p>	<p>PR8</p>

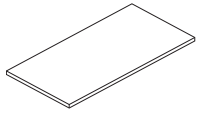
TABLES

BETWEEN™ Rectangular Table Tops

OPEN MARKET



Icon Legend on page 19



DESCRIPTION

Rectangular Table Tops

48"W x 24"D
60"W x 24"D
72"W x 24"D

MODEL

HMPTT2448
HMPTT2460
HMPTT2472

SHIP WEIGHT

45
57
68

CUBE

3.7
4.5
5.0

LIST PRICE BY LAMINATE GRADE

L1

\$342
\$379
\$419

L2

\$359
\$398
\$440

48"W x 30"D
60"W x 30"D
72"W x 30"D

HMPTT3048
HMPTT3060
HMPTT3072

57
71
85

4.4
5.4
6.0

\$357
\$391
\$446

\$375
\$411
\$468

NOTES:

- HON 5-Year Limited Warranty.

HOW TO SPECIFY

Select Model Number

H M P T T 2 4 4 8 .

Select Grommet Option

N No Grommet

N .

Select Laminate

See page 691

C .

Select Edge Color

See page 691

C .

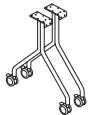
TABLES

BETWEEN™ Table Bases for Rectangular Tops

OPEN MARKET



Icon Legend on page 19



DESCRIPTION

Fixed Leg

MODEL

HMPTBFX

SHIP WEIGHT

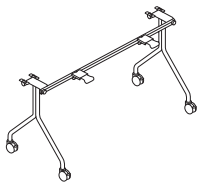
27

CUBE

6.3

LIST PRICE

\$260



Nesting Base

For use with 48"W Rectangular Tops
For use with 60"W and 72"W Rectangular Tops

MODEL

HMPTBNSS
HMPTBNSL

18
19

6.3
6.3

\$300
\$320

NOTES:

- Tops and bases ship in separate cartons.
- HON 5-Year Limited Warranty.

HOW TO SPECIFY

Select Model Number

H M P T B F X .

Select Paint Color

P71 Black
P7D Brownstone
P02 Charcoal
PJW Designer White
P28 Fossil
LOFT Loft
T3 Muslin
PR6 Silver (\$20 upcharge)
P8T Titanium

P 7 1



Icon Legend on page 19

BETWEEN™ Nesting Tables

	DESCRIPTION	MODEL	SHIP WEIGHT	CUBE	LIST PRICE
	Nesting Table				
	48"W x 24"D	HMPT2448NS	69	8.9	\$578
	60"W x 24"D	HMPT2460NS	81	10.7	\$629
	72"W x 24"D	HMPT2472NS	92	12.4	\$665
	48"W x 30"D	HMPT3048NS	81	10.9	\$591
	60"W x 30"D	HMPT3060NS	95	13.1	\$640
	72"W x 30"D	HMPT3072NS	109	15.0	\$689

NOTES:

- Top and base ship in one carton.
- Limited finishes available on single-carton tables.
- **HON 5-Year Limited Warranty.**

HOW TO SPECIFY

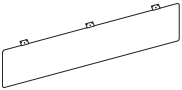
<p>Select Model Number</p> <p>HMPT2448NS</p>	<p>Select Grommet Option</p> <p>N No Grommet</p> <p>N</p>	<p>Select Laminate/Edge</p> <p>B9LOFT Silver Mesh/Loft Edge FF Shaker Cherry/Shaker Cherry Edge PINCINC Pinnacle/Pinnacle Edge</p> <p>B9LOFT</p>	<p>Select Base Paint</p> <p>P71 Black</p> <p>P71</p>
---	--	---	---

TABLES



Icon Legend on page 19

BETWEEN™ Shared Components

	DESCRIPTION	MODEL	SHIP WEIGHT	CUBE	LIST PRICE BY PAINT GRADE	
					P1	P2
	Universal Modesty Panel					
	For 48"W Between™ Tables	HMTUMOD38	11	2.2	\$220	\$240
	For 60"/72"W Between™ Tables	HMTUMOD50	14	3.1	\$242	\$262

NOTES:

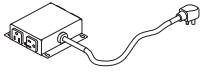
- Table Modesty Panels are hinged for use with Nesting Table models.

HOW TO SPECIFY

<p>Select Model Number</p> <p>HMTUMOD38</p>	<p>Select Paint Color</p> <p>See page 752 \$20 upcharge per model, for P2 paint</p> <p>T1</p>
--	--



Icon Legend on page 19



DESCRIPTION

Under Worksurface Power Module

NOTES: For additional information see page 849.

MODEL

HPWRMOD2

SHIP WEIGHT

1.5

CUBE

0.2

LIST PRICE

\$401

HOW TO SPECIFY

Select
Model Number

HPWRMOD2