



Grove® Lounge shown with Flock® Table.

GROVE®

Find a comfy place to put your feet up, huddle up and power up. Grove is the versatile lounge seating designed to help you greet, meet, focus, relax and accomplish more. This change-of-pace collection delivers the comfort people crave, while encouraging focus and interaction throughout the workplace. Grove's attractive design is rivaled only by its flexibility. Models include a single seat, two-seat, three-seat, and two-seat with table — all with three arm style and two leg style options, as well as accessories that support connectivity and collaboration. Grove has the look you're going for, and the comfort and versatility people have been waiting for.

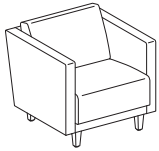


FEATURES

- Each model can be combined to create arrangements suitable for any space.
- Optional integrated worksurfaces create more personal space and provide a convenient workspace.
- Design complements Flock ottomans and tables.
- Integrated power grommets keep laptops and phone powered up anywhere.
- The dual fabric option coordinates two high-quality HON fabrics for a contemporary look.
- Choose from Single Seat, Two-Seat, Three-Seat Lounge, or Two-Seat with Table options.
- Choose from 3 arm options — Armless (N), Straight Arms (A), or Tapered Arm (B).
- Table available with two grommets and an accessory port option.
- Offers a table between the seats that provides separation and a usable workspace.
- Warranted for users up to 300 lbs.

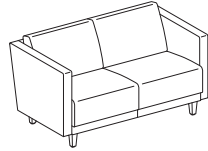
MODEL OPTIONS

HML1S
HML1SDF - Dual Fabric



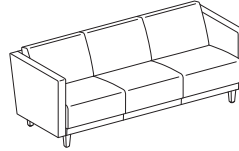
Lounge
Single Seat

HML2S
HML2SDF - Dual Fabric




Lounge
Two-Seat

HML3S
HML3SDF - Dual Fabric




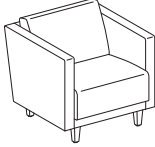
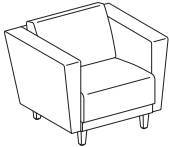
Lounge
Three-Seat

HML2ST
HML2STDF - Dual Fabric



Lounge
Two-Seat with Table



GROVE® Options

ARM STYLE	CODE	DESCRIPTION	PRICE
	N	Armless	+\$0
	A	Straight Arms	+\$300
	B	Tapered Arms	+\$350

L1 LAMINATE	COLOR CODE
Black	P
Bourbon Cherry	H
Designer White	LDW1
Charcoal	S
Cognac	COGN
Florence Walnut	LFW1
Harvest	C
Kingswood Walnut	LK11
Loft	LOFT
Mahogany	N
Mocha	MOCH
Natural Maple	D
Pinnacle	PINC
Shaker Cherry	F

L2 LAMINATE	COLOR CODE
Lowell Ash	LLA1
Natural Recon	LNR1
Phantom Ecru	LPE1
Portico Teak	LPT1
Skyline Walnut	LSW1

*Specify for models HML2ST and HML2STDF only

LEG STYLE	CODE	DESCRIPTION	PRICE
	TS	Tapered Square	+\$0
	TR	Tapered Round	+\$0

LEG COLOR	CODE	DESCRIPTION	PRICE
PR8		Textured Silver	+\$0
P7A		Textured Charcoal	+\$0
H		Bourbon Cherry	+\$100
F		Shaker Cherry	+\$100
N		Mahogany	+\$100
C		Harvest	+\$100
D		Natural Maple	+\$100
MOCH		Mocha	+\$100
PINC		Pinnacle	+\$100
COGN		Cognac	+\$100
LLA1		Lowell Ash	+\$100
LNR1		Natural Recon	+\$100
LPE1		Phantom Ecru	+\$100
LPT1		Portico Teak	+\$100
LSW1		Skyline Walnut	+\$100

CUT OUT	CODE	DESCRIPTION	PRICE
N		No Cutout	+\$0
G		Round Grommet Cutout	+\$30
G1		Pop-Up Port Cutout	+\$40

*Specify for models HML2ST and HML2STDF only

ACCESSORY PORT LOCATION

CODE	DESCRIPTION	PRICE
0	No Port	+\$0
2	Two Tablet Ports Opposite	+\$20

*Specify for models HML2ST and HML2STDF only

HON BRANDED FABRICS

GRADE 1

Centurion
Compass
Contourett Polyurethane
Dapper
Hamilton
Inertia
Optic

GRADE 2

Appoint Seating
Clyde
Dotty
Rush
Seed
Spin Seating
Whisper Vinyl

GRADE 3

In Season
Purl
Silvertex™ Vinyl

GRADE L

Denver Leather

For a complete list of fabrics, including partnership fabrics, go to hon.com/fabricsandfinishes.

Reference Fabric Color Combinations on pages 18-22 for color codes and legend on page 19 for lead times. For additional HON to Supply COM fabric grade pricing, go to honready.hon.com and click on the HON to Supply COM link.

🔦 For Fire Code model, availability and ordering method, refer to pages 26-29. Available on select models, contact HON Customer Support for availability.

⚠ Due to the inherent characteristics of upholstery materials, the seat of Grove® may become more relaxed to show wrinkles over time.

DUAL FABRIC COM YARDAGE


Due to fabric pattern nesting and potential reduction of fabric yield, some dual fabric models may require more total yardage than standard models.

MODEL	COM (ARMLESS)		COM (w/ STRAIGHT ARMS)		COM (w/ TAPERED ARMS)	
	Back	Seat	Back	Seat	Back	Seat
HML1S	3		5		5	
HML1SDF	1.5	2	4	2	4	2
HML2S	5		7.5		7.5	
HML2SDF	2	3.5	4	3.5	4	3.5
HML2ST	6		8		8	
HML2STDF	3	3.5	5.5	3.5	5.5	3.5
HML3	7.5		9		9.5	
HML3DF	3	5	5.5	5	5.5	5

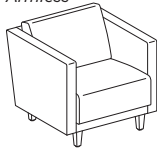
HML1S

LOUNGE

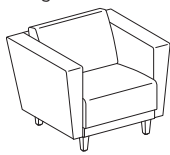
Single Seat



Armless



Straight Arms



Tapered Arms

DIMENSIONS

Depth:	31½	Ship Weight (armless):	61
Height:	35	Ship Weight (with straight arms):	77
Seat Width:	23½	Ship Weight (with tapered arms):	85
Back Width:	23½	Cube (armless):	19.8
Back Height:	19	Cube (with straight arms):	19.8
Width (armless):	23½	Cube (with tapered arms):	19.8
Width (with straight arms):	29¾	COM:	See
Width (with tapered arms):	35		page 121
Arm Width:	23½	Weight Rating:	300 lbs.
Seat to Floor Height:	16		(per seat)
Usable Seat Depth:	18¾		


FABRIC PRICE CODES

1	\$1284	8	\$1698
2	\$1356	9	\$1752
3	\$1428	10	\$1806
4	\$1482	11	\$1860
5	\$1536	12	\$1914
6	\$1590	L	\$1884
7	\$1644		

HML2S

LOUNGE

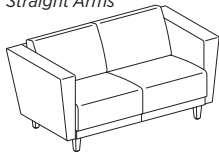
Two-Seat



Armless



Straight Arms



Tapered Arms

DIMENSIONS

Depth:	31½	Ship Weight (armless):	100
Height:	35	Ship Weight (with straight arms):	116
Seat Width:	48	Ship Weight (with tapered arms):	124
Back Width:	48	Cube (armless):	35.6
Back Height:	19	Cube (with straight arms):	35.6
Width (armless):	48	Cube (with tapered arms):	35.6
Width (with straight arms):	54¼	COM:	See
Width (with tapered arms):	59½		page 121
Arm Width:	48	Weight Rating:	300 lbs.
Seat to Floor Height:	16		(per seat)
Usable Seat Depth:	18¾		

FABRIC PRICE CODES

1	\$2047	8	\$2737
2	\$2167	9	\$2827
3	\$2287	10	\$2917
4	\$2377	11	\$3007
5	\$2467	12	\$3097
6	\$2557	L	\$3047
7	\$2647		

HON Recommendation: HML1S.A.PNS__TS.P7A - List Price \$1656


HOW TO SPECIFY

Select Model Number HML1S	Select Arm Type N Armless A Straight Arms (+ \$300) B Tapered Arms (+ \$350)	Select Fabric See page 121	Select Leg Type TS Tapered Square TR Tapered Round	Select Leg Color PR8 Textured Silver P7A Textured Charcoal H Bourbon Cherry (+ \$100) F Shaker Cherry (+ \$100) N Mahogany (+ \$100) C Harvest (+ \$100) D Natural Maple (+ \$100) MOCH Mocha (+ \$100) PINC Pinnacle (+ \$100) COGN Cognac (+ \$100) LLA1 Lowell Ash (+ \$100) LNRI Natural Recon (+ \$100) LPE1 Phantom E cru (+ \$100) LPT1 Portico Teak (+ \$100) LSW1 Skyline Walnut (+ \$100)
---	--	--------------------------------------	---	---


! Leg options – Tapered Square (TS) and Tapered Round (TR) are available in 2 poly and 13 woodgrain options.




HML3S



Armless



Straight Arms



Tapered Arms

LOUNGE

Three-Seat

DIMENSIONS

Depth:	31½	Ship Weight (armless):	141
Height:	35	Ship Weight (with straight arms):	157
Seat Width:	71½	Ship Weight (with tapered arms):	165
Back Width:	71½	Cube (armless):	48.9
Back Height:	19	Cube (with straight arms):	48.9
Width (armless):	71½	Cube (with tapered arms):	48.9
Width (with straight arms):	77½	COM:	See
Width (with tapered arms):	82½		page 121
Arm Width:	71½	Weight Rating:	300 lbs.
Seat to Floor Height:	16		(per seat)
Usable Seat Depth:	18¾		

FABRIC PRICE CODES

1	\$2721	8	\$3756
2	\$2901	9	\$3891
3	\$3081	10	\$4026
4	\$3216	11	\$4161
5	\$3351	12	\$4296
6	\$3486	L	\$4221
7	\$3621		

HON Recommendation: HML3S.A.PNS__TS.P7A - List Price \$3201


HOW TO SPECIFY

<p>Select Model Number</p>	<p>Select Arm Type</p> <p>N Armless A Straight Arms (+ \$300) B Tapered Arms (+ \$350)</p>	<p>Select Fabric</p> <p>See page 121</p>	<p>Select Leg Type</p> <p>TS Tapered Square TR Tapered Round</p>	<p>Select Leg Color</p> <p>PR8 Textured Silver P7A Textured Charcoal H Bourbon Cherry (+ \$100) F Shaker Cherry (+ \$100) N Mahogany (+ \$100) C Harvest (+ \$100) D Natural Maple (+ \$100) MOCH Mocha (+ \$100) PINC Pinnacle (+ \$100) COGN Cognac (+ \$100) LLA1 Lowell Ash (+ \$100) LNR1 Natural Recon (+ \$100) LPE1 Phantom Ecu (+ \$100) LPT1 Portico Teak (+ \$100) LSW1 Skyline Walnut (+ \$100)</p>
<p>H M L 3 S .</p>	<p>A .</p>	<p>P N S 0 0 7 .</p>	<p>T S .</p>	<p>P 7 A</p>


! Leg options - Tapered Square (TS) and Tapered Round (TR) are available in 2 poly and 13 woodgrain options.




HML2ST



Armless



Straight Arms



Tapered Arms

LOUNGE

Two-Seater with Table

DIMENSIONS

Depth:	31½	Ship Weight (armless):	146
Height:	35	Ship Weight (with straight arms):	162
Seat Width:	71½	Ship Weight (with tapered arms):	170
Back Width:	71½	Cube (armless):	48.9
Back Height:	19	Cube (with straight arms):	48.9
Width (armless):	71½	Cube (with tapered arms):	48.9
Width (with straight arms):	77½	COM:	See
Width (with tapered arms):	82½		page 121
Arm Width:	71½	Weight Rating:	300 lbs.
Seat to Floor Height:	16		(per seat)
Usable Seat Depth:	18¾		

FABRIC PRICE CODES

1	\$2959	8	\$3787
2	\$3103	9	\$3895
3	\$3247	10	\$4003
4	\$3355	11	\$4111
5	\$3463	12	\$4219
6	\$3571	L	\$4159
7	\$3679		

NOTES: Offers a table between the seats that provides separation and a usable worksurface. Table available with two grommet and an accessory port option.

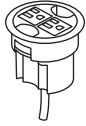
HON Recommendation: HML2ST.A.PNS__TS.P7A.N.G1.0 - List Price \$3443

HOW TO SPECIFY

Select Model Number	Select Arm Type	Select Fabric	Select Leg Type	Select Leg Color	Select Laminate	Select Cut Out	Accessory Port Location
HML2ST	<ul style="list-style-type: none"> N Armless A Straight Arms (+ \$300) B Tapered Arms (+ \$350) 	See page 121	<ul style="list-style-type: none"> TS Tapered Square TR Tapered Round 	<ul style="list-style-type: none"> PR8 Textured Silver P7A Textured Charcoal H Bourbon Cherry (+ \$100) F Shaker Cherry (+ \$100) N Mahogany (+ \$100) C Harvest (+ \$100) D Natural Maple (+ \$100) MOCH Mocha (+ \$100) PINC Pinnacle (+ \$100) COGN Cognac (+ \$100) LLA1 Lowell Ash (+ \$100) LNRI Natural Recon (+ \$100) LPE1 Phantom Ecru (+ \$100) LPT1 Portico Teak (+ \$100) LSW1 Skyline Walnut (+ \$100) 	See Chart on page 120 L2 (+ \$125)	<ul style="list-style-type: none"> N No Cutout G Round Grommet Cutout (+ \$30) G1 Pop-Up Port Cutout (+ \$40) 	<ul style="list-style-type: none"> 0 No Port 2 Two Tablet Ports Opposite (+ \$20)
HML2ST	A	PNS007	TS	P7A	N	G1	0

! Leg options - Tapered Square (TS) and Tapered Round (TR) are available in 2 poly and 8 woodgrain options.

HGRMTAC



SIN 33721T

POWER HUB

3" Grommet Mount, 6' Cord

DIMENSIONS

Ship Weight: 1.3
Cube: 0.2

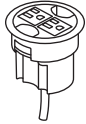
LIST PRICE

\$111

NOTES: Fits in 3" round grommet holes. Field installed with Plug-and-play ease. Two grounded AC power outlets. Includes 6' cord with three-prong plug.

ⓘ Available in black only (no color designation so use .X)

HGRMTAC2



SIN 33721T

3" ROUND POWER GROMMET

2 Outlets, 10' Cord

DIMENSIONS

Ship Weight: 1.5
Cube: 0.2

LIST PRICE

\$148

NOTES: Power Modules will also work with standing-height applications for 10500 Series™ and Voi® desks. Optional Memory Control allows preset worksurface heights for consistency. Ships separately. Dynamic load capacity when worksurface is moving is 300 lbs. Includes 10' cord with three-prong plug. Fits in 3" round grommet holes on the following product lines: Coordinate™, Huddle, Motivate®, all laminate and veneer casegoods series, and Systems Worksurfaces. Two grounded AC power outlets. Field installed with Plug-and-play ease.

ⓘ Available in black finish only, no specification needed.

HGRMTUSB2



SIN 33721T

POWER/USB HUB

3" Grommet Mount

DIMENSIONS

Ship Weight: 1.3 ⓘ
Cube: 0.2

LIST PRICE

\$224

NOTES: One grounded AC power outlet with 2 USB ports. UL Listed.

ⓘ Available in black only (no color designation so use .X)

HFTTAL14



SIN 33721

TABLET ACCESSORY

Laminate

DIMENSIONS


Diameter: 14 Ship Weight: 6.0
Height from Table Top: 10 Cube: 2.5

LIST PRICE

\$368

NOTES: Use with Collaborative Cube and Cylinder tables for additional workspace. Attaches to tables through ports. Multiple port location options are available. Tablet pivots/swivels toward the user.

HTPWRGROM1



SIN 33721

POP-UP PORT

DIMENSIONS

Ship Weight: 5.0
Cube: 0.3

LIST PRICE

\$392

NOTES: Fits into 4" x 8" cutout. Specify G1 cutout in table top. Pop-up Port provides three power ports and one blank data receptacle. Sits flush with worksurface when closed. Finish is anodized aluminum. Includes 6' cord with three-prong plug.

HON Recommendation: HTPWRGROM1 - List Price \$392

HOW TO SPECIFY

Select
Model Number

H G R M T A C


GROVE® Dual Fabric

GSA SIN 33721

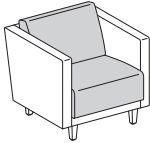


Icon Legend on page 15

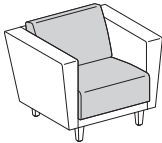
HML1SDF



Armless



Straight Arms



Tapered Arms

SINGLE SEAT LOUNGE

Dual Fabric

DIMENSIONS

Depth:	31½	Ship Weight (armless):	61
Height:	35	Ship Weight (with straight arms):	77
Seat Width:	23½	Ship Weight (with tapered arms):	85
Back Width:	23½	Cube (armless):	19.8
Back Height:	19	Cube (with straight arms):	19.8
Width (armless):	23½	Cube (with tapered arms):	19.8
Width (with straight arms):	29¾	COM:	See
Width (with tapered arms):	35	Weight Rating:	page 121 300 lbs. (per seat)
Arm Width:	23½		
Seat to Floor Height:	16		
Usable Seat Depth:	18¾		

FABRIC PRICE CODES

1 \$1377

Add to Base Price Above

	Frame/ Arms	Back/Seat Cushions
2	\$36	\$48
3	\$72	\$96
4	\$99	\$132
5	\$126	\$168
6	\$153	\$204
7	\$180	\$240
8	\$207	\$276
9	\$234	\$312
10	\$261	\$348
11	\$288	\$384
12	\$315	\$420
L	\$300	\$400

For dual fabric models, start with the base price, then add the additional amount for the back and seat from the corresponding matrix to determine the final list price. Choose any combination of fabric grades for the back and seat.

Example: HML1SDF base price (\$1377) + Grade 2 frame/arms fabric (add \$36) + Grade 4 back/seat fabric (add \$132) = Total \$1545 List
HML1SDF base price (\$1377) + Grade 5 frame/arms fabric (add \$126) + Grade 3 back/seat fabric (add \$96) = Total \$1599 List

HON Recommendation: HML1SDF.A.PNS___.PNS___.TS.P7A - List Price \$1761

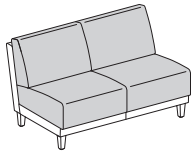
HOW TO SPECIFY

Select Model Number H M L 1 S D F .	Select Arm Type N Armless A Straight Arms (+ \$300) B Tapered Arms (+ \$350)	Select Frame/Arms Fabric See page 121	Select Back/Seat Cushions Fabric See page 121	Select Leg Type TS Tapered Square TR Tapered Round	Select Leg Color PR8 Textured Silver P7A Textured Charcoal H Bourbon Cherry (+ \$100) F Shaker Cherry (+ \$100) N Mahogany (+ \$100) C Harvest (+ \$100) D Natural Maple (+ \$100) MOCH Mocha (+ \$100) PINC Pinnacle (+ \$100) COGN Cognac (+ \$100) LLA1 Lowell Ash (+ \$100) LNR1 Natural Recon (+ \$100) LPE1 Phantom Ecru (+ \$100) LPT1 Portico Teak (+ \$100) LSW1 Skyline Walnut (+ \$100)
H M L 1 S D F .	A .	P N S 0 0 4 .	P N S 0 0 7 .	T S .	P 7 A

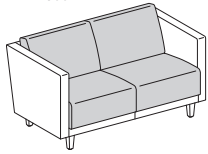
! Leg options - Tapered Square (TS) and Tapered Round (TR) are available in 2 poly and 8 woodgrain options.



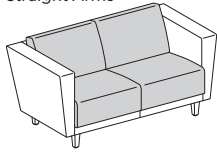
HML2SDF



Armless



Straight Arms



Tapered Arms

TWO-SEAT LOUNGE

Dual Fabric

DIMENSIONS

Depth:	31½	Ship Weight (armless):	100
Height:	35	Ship Weight (with straight arms):	116
Seat Width:	48	Ship Weight (with tapered arms):	124
Back Width:	48	Cube (armless):	35.6
Back Height:	19	Cube (with straight arms):	35.6
Width (armless):	48	Cube (with tapered arms):	35.6
Width (with straight arms):	54¼	COM:	See
Width (with tapered arms):	59½		page 121
Arm Width:	48	Weight Rating:	300 lbs.
Seat to Floor Height:	16		(per seat)
Usable Seat Depth:	18¾		

FABRIC PRICE CODES

1	\$2057		
<i>Add to Base Price Above</i>			
		Frame/ Arms	Back/Seat Cushions
2	\$60		\$84
3	\$120		\$168
4	\$165		\$231
5	\$210		\$294
6	\$255		\$357
7	\$300		\$420
8	\$345		\$483
9	\$390		\$546
10	\$435		\$609
11	\$480		\$672
12	\$525		\$735
L	\$500		\$700

For dual fabric models, start with the base price, then add the additional amount for the back and seat from the corresponding matrix to determine the final list price. Choose any combination of fabric grades for the back and seat.

Example: HML2SDF base price (\$2057) + Grade 2 frame/arms fabric (add \$60) + Grade 4 back/seat fabric (add \$231) = Total \$2348 List
 HML2SDF base price (\$2057) + Grade 5 frame/arms fabric (add \$210) + Grade 3 back/seat fabric (add \$168) = Total \$2435 List

HON Recommendation: HML2SDF.A.PNS__PNS__TS.P7A - List Price \$2501

HOW TO SPECIFY

Select Model Number	Select Arm Type	Select Frame/Arms Fabric	Select Back/Seat Cushions Fabric	Select Leg Type	Select Leg Color
	N Armless A Straight Arms (+ \$300) B Tapered Arms (+ \$350)	See page 121	See page 121	TS Tapered Square TR Tapered Round	PR8 Textured Silver P7A Textured Charcoal H Bourbon Cherry (+ \$100) F Shaker Cherry (+ \$100) N Mahogany (+ \$100) C Harvest (+ \$100) D Natural Maple (+ \$100) MOCH Mocha (+ \$100) PINC Pinnacle (+ \$100) COGN Cognac (+ \$100) LLA1 Lowell Ash (+ \$100) LNR1 Natural Recon (+ \$100) LPE1 Phantom Ecru (+ \$100) LPT1 Portico Teak (+ \$100) LSW1 Skyline Walnut (+ \$100)
HML2SDF	A	PNS004	PNS007	TS	P7A

! Leg options - Tapered Square (TS) and Tapered Round (TR) are available in 2 poly and 8 woodgrain options.

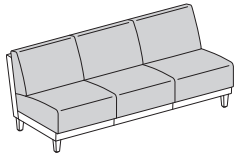
GROVE® Dual Fabric

GSA SIN 33721

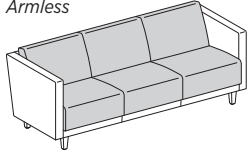


Icon Legend on page 15

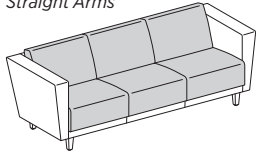
HML3SDF



Armless



Straight Arms



Tapered Arms

THREE-SEAT LOUNGE

Dual Fabric

DIMENSIONS

Depth:	31½	Ship Weight (armless):	141
Height:	35	Ship Weight (with straight arms):	157
Seat Width:	71½	Ship Weight (with tapered arms):	165
Back Width:	71½	Cube (armless):	48.9
Back Height:	19	Cube (with straight arms):	48.9
Width (armless):	71½	Cube (with tapered arms):	48.9
Width (with straight arms):	77½	COM:	
Width (with tapered arms):	82½	See	page 121
Arm Width:	71½	Weight Rating:	300 lbs.
Seat to Floor Height:	16	(per seat)	
Usable Seat Depth:	18¾		

FABRIC PRICE CODES

1 \$2831

Add to Base Price Above

	Frame/ Arms	Back/Seat Cushions
2	\$72	\$132
3	\$144	\$264
4	\$198	\$363
5	\$252	\$462
6	\$306	\$561
7	\$360	\$660
8	\$414	\$759
9	\$468	\$858
10	\$522	\$957
11	\$576	\$1056
12	\$630	\$1155
L	\$600	\$1100

For dual fabric models, start with the base price, then add the additional amount for the back and seat from the corresponding matrix to determine the final list price. Choose any combination of fabric grades for the back and seat.

Example: HML3SDF base price (\$2831) + Grade 2 frame/arms fabric (add \$72) + Grade 4 back/seat fabric (add \$363) = Total \$3266 List
 HML3SDF base price (\$2831) + Grade 5 frame/arms fabric (add \$252) + Grade 3 back/seat fabric (add \$264) = Total \$3347 List

HON Recommendation: HML3SDF.A.PNS__PNS__.TS.P7A - List Price \$3335

HOW TO SPECIFY

Select Model Number	Select Arm Type	Select Frame/Arms Fabric	Select Back/Seat Cushions Fabric	Select Leg Type	Select Leg Color
	N Armless A Straight Arms (+ \$300) B Tapered Arms (+ \$350)	See page 121	See page 121	TS Tapered Square TR Tapered Round	PR8 Textured Silver P7A Textured Charcoal H Bourbon Cherry (+ \$100) F Shaker Cherry (+ \$100) N Mahogany (+ \$100) C Harvest (+ \$100) D Natural Maple (+ \$100) MOCH Mocha (+ \$100) PINC Pinnacle (+ \$100) COGN Cognac (+ \$100) LLA1 Lowell Ash (+ \$100) LNR1 Natural Recon (+ \$100) LPE1 Phantom Ecru (+ \$100) LPT1 Portico Teak (+ \$100) LSW1 Skyline Walnut (+ \$100)
HML3SDF	A	PNS004	PNS007	TS	P7A

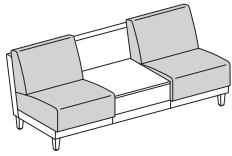
! Leg options - Tapered Square (TS) and Tapered Round (TR) are available in 2 poly and 8 woodgrain options.



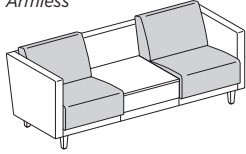
HML2STDF

TWO-SEAT WITH TABLE


Dual Fabric



Armless



Straight Arms



Tapered Arms

DIMENSIONS

Depth:	31½	Ship Weight (armless):	146
Height:	35	Ship Weight (with straight arms):	162
Seat Width:	71½	Ship Weight (with tapered arms):	170
Back Width:	71½	Cube (armless):	48.9
Back Height:	19	Cube (with straight arms):	48.9
Width (armless):	71½	Cube (with tapered arms):	48.9
Width (with straight arms):	77½	COM:	See
Width (with tapered arms):	82½		page 121
Arm Width:	71½	Weight Rating:	300 lbs.
Seat to Floor Height:	16		(per seat)
Usable Seat Depth:	18¾		

FABRIC PRICE CODES

1	\$3043		
<i>Add to Base Price Above</i>			
		Frame/ Arms	Back/Seat Cushions
2	\$72		\$84
3	\$144		\$168
4	\$198		\$231
5	\$252		\$294
6	\$306		\$357
7	\$360		\$420
8	\$414		\$483
9	\$468		\$546
10	\$522		\$609
11	\$576		\$672
12	\$630		\$735
L	\$600		\$700

NOTES: Offers a table between the seats that provides separation and a usable worksurface. Table available with two grommet and an accessory port option.

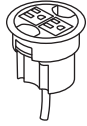
HON Recommendation: HML2STDF.A.PNS__PNS__TS.P7A.N.G1.0 - List Price \$3539

HOW TO SPECIFY

Select Model Number	Select Arm Type	Select Frame/Arms Fabric	Select Back/Seat Cushions Fabric	Select Leg Type	Select Leg Color	Select Laminate	Select Cut Out	Accessory Port Location
	N Armless A Straight Arms (+ \$300) B Tapered Arms (+ \$350)	See page 121	See page 121	TS Tapered Square TR Tapered Round	PR8 Textured Silver P7A Textured Charcoal H Bourbon Cherry (+ \$100) F Shaker Cherry (+ \$100) N Mahogany (+ \$100) C Harvest (+ \$100) D Natural Maple (+ \$100) MOCH Mocha (+ \$100) PINC Pinnacle (+ \$100) COGN Cognac (+ \$100) LLA1 Lowell Ash (+ \$100) LNRI Natural Recon (+ \$100) LPE1 Phantom Ecru (+ \$100) LPT1 Portico Teak (+ \$100) LSW1 Skyline Walnut (+ \$100)	See Chart on page 120 L2 (+ \$125)	N No Cutout G Round Grommet Cutout (+ \$30) G1 Pop-Up Port Cutout (+ \$40)	0 No Port 2 Two Tablet Ports Opposite (+ \$20)
HML2STDF	A	PNS004	PNS007	TS	P7A	N	G1	0

! Leg options - Tapered Square (TS) and Tapered Round (TR) are available in 2 poly and 8 woodgrain options.

HGRMTAC



SIN 33721T

POWER HUB

3" Grommet Mount, 6' Cord

DIMENSIONS

Ship Weight: 1.3
Cube: 0.2

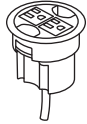
LIST PRICE

\$111

NOTES: Fits in 3" round grommet holes. Field installed with Plug-and-play ease. Two grounded AC power outlets. Includes 6' cord with three-prong plug.

ⓘ Available in black only (no color designation so use .X)

HGRMTAC2



SIN 33721T

3" ROUND POWER GROMMET

2 Outlets, 10' Cord

DIMENSIONS

Ship Weight: 1.5
Cube: 0.2

LIST PRICE

\$148

NOTES: Power Modules will also work with standing-height applications for 10500 Series™ and Voi® desks. Optional Memory Control allows preset worksurface heights for consistency. Ships separately. Dynamic load capacity when worksurface is moving is 300 lbs. Includes 10' cord with three-prong plug. Fits in 3" round grommet holes on the following product lines: Coordinate™, Huddle, Motivate®, all laminate and veneer casegoods series, and Systems Worksurfaces. Two grounded AC power outlets. Field installed with Plug-and-play ease.

ⓘ Available in black finish only, no specification needed.

HGRMTUSB2



SIN 33721T

POWER/USB HUB

3" Grommet Mount

DIMENSIONS

Ship Weight: 1.3 ⓘ
Cube: 0.2

LIST PRICE

\$224

NOTES: One grounded AC power outlet with 2 USB ports. UL Listed.

ⓘ Available in black only (no color designation so use .X)

HFTTAL14



SIN 33721

TABLET ACCESSORY

Laminate

DIMENSIONS

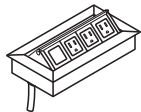
Diameter: 14 Ship Weight: 6.0
Height from Table Top: 10 Cube: 2.5

LIST PRICE

\$368

NOTES: Use with Collaborative Cube and Cylinder tables for additional workspace. Attaches to tables through ports. Multiple port location options are available. Tablet pivots/swivels toward the user.

HTPWGROM1



SIN 33721

POP-UP PORT

DIMENSIONS

Ship Weight: 5.0
Cube: 0.3

LIST PRICE

\$392

NOTES: Fits into 4" x 8" cutout. Specify G1 cutout in table top. Pop-up Port provides three power ports and one blank data receptacle. Sits flush with worksurface when closed. Finish is anodized aluminum. Includes 6' cord with three-prong plug. HON Recommendation: HTPWRGROM1 - List Price \$392

HON Recommendation: HTPWRGROM1 - List Price \$392

HOW TO SPECIFY

Select
Model Number

H G R M T A C