

FOUNDATION™



Foundation™ Executive Workstation.

FOUNDATION™

Create a solid starting point for your success with HON Foundation. Personalize your office suite with this versatile collection of laminate desk and storage solutions that can be combined in a variety of ways to fit any work style or space. Get the fundamentals and much more with the HON Foundation laminate collection.



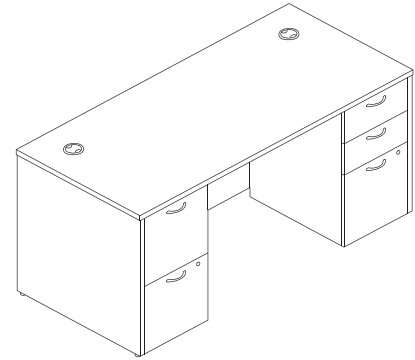
FEATURES

- The HON Foundation collection allows you to create a premium workspace at an affordable price.
- Straightforward styling blends with any office design.
- Lateral files and storage pedestals come fully assembled, and desks and credenzas assemble easily in minutes.
- Multiple storage options let you create spaces that work the way you do.
- All components feature attractive scratch- and stain-resistant laminate for an unbeatable combination of stunning beauty and rugged durability.
- Available in three beautiful woodgrain finishes.
- Three optional decorative handles to choose from.

FOUNDATION™

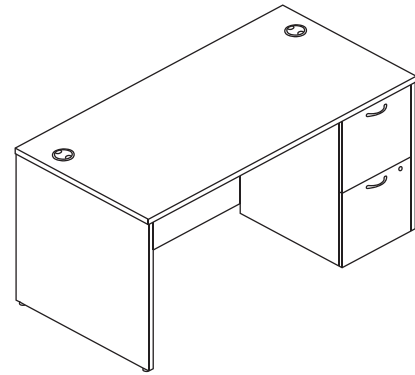
Typicals

QTY	DESCRIPTION	MODEL	LIST PRICE	PRICE EXTENSION
1	Desk Shell	HLM6630	\$287	\$287
1	Box / Box / File Pedestal	HLMBBF	\$334	\$334
1	File / File Pedestal	HLMFF	\$334	\$334
TOTAL:			\$955	



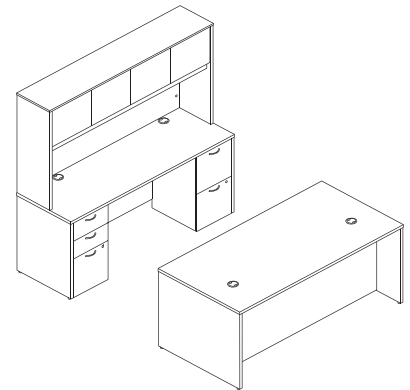
LAMINATE DESK WITH 2 PEDESTALS
66"W x 30"D

QTY	DESCRIPTION	MODEL	LIST PRICE	PRICE EXTENSION
1	Desk Shell	HLM6030	\$263	\$263
1	File / File Pedestal	HLMFF	\$334	\$334
TOTAL:			\$597	



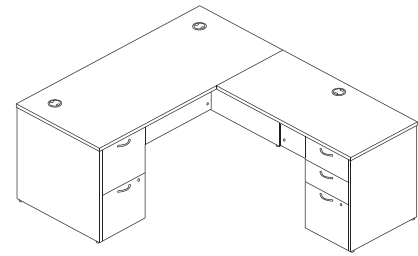
DESK SHELL WITH 1 PEDESTAL (NON-HANDED)
60"W x 30"D

QTY	DESCRIPTION	MODEL	LIST PRICE	PRICE EXTENSION
1	Desk Shell	HLM7236	\$334	\$334
1	Credenza Shell	HLM72CRD	\$270	\$270
1	Hutch with Doors	HLM72HUT	\$464	\$464
2	Box / Box / File Pedestal	HLMBBF	\$334	\$668
2	File / File Pedestal	HLMFF	\$334	\$668
TOTAL:			\$2,404	



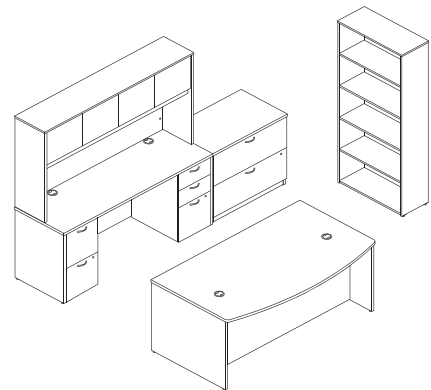
OFFICE SUITE
72"W x 96"D

QTY	DESCRIPTION	MODEL	LIST PRICE	PRICE EXTENSION
1	Desk Shell	HLM6630	\$287	\$287
1	Return Shell	HLM48RET	\$208	\$208
1	Box / Box / File Pedestal	HLMBBF	\$334	\$334
1	File / File Pedestal	HLMFF	\$334	\$334
TOTAL:			\$1,163	



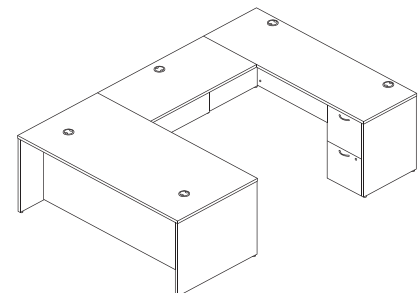
L-STATION WITH 2 PEDESTALS (NON-HANDED)
66"W x 78"D

QTY	DESCRIPTION	MODEL	LIST PRICE	PRICE EXTENSION
1	Bow Front Desk Shell	HLM7242	\$384	\$384
1	Credenza Shell	HLM72CRD	\$270	\$270
1	Hutch with Doors	HLM72HUT	\$464	\$464
1	5-Shelf Bookcase	HLM65BC	\$304	\$304
1	2-Drawer Lateral File	HMLLATF	\$542	\$542
2	Box / Box / File Pedestal	HLMBBF	\$334	\$668
2	File / File Pedestal	HLMFF	\$334	\$668
TOTAL:			\$3,300	



OFFICE SUITE WITH STORAGE
108"W x 134"D

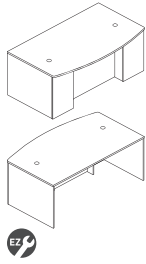
QTY	DESCRIPTION	MODEL	LIST PRICE	PRICE EXTENSION
1	Desk Shell	HLM7236	\$334	\$334
1	Credenza Shell	HLM72CRD	\$270	\$270
1	Bridge	HLM48BRG	\$197	\$197
1	Box / Box / File Pedestal	HLMBBF	\$334	\$334
1	File / File Pedestal	HLMFF	\$334	\$334
TOTAL:			\$1,469	



U-STATION (NON-HANDED)
72"W x 108"D

FOUNDATION™

Icon Legend on page 19



DESCRIPTION

Breakfront Desk Shell with Bow Front Top
72"W x 42"D x 29"H

OVERHANG

12⁹/₁₀"

MODEL

HLM7242BF

SHIP WEIGHT

156.2

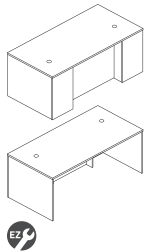
CUBE

9.6

LIST PRICE

\$478

NOTES: Two cord management grommets in tops.



Breakfront Desk Shell with Rectangle Top
72"W x 42"D x 29"H

6⁷/₁₀"

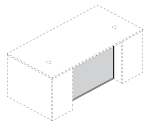
HLM7236BF

151.8

8.4

\$426

NOTES: Two cord management grommets in tops.



Glass Modesty Panel
For 72"W Breakfront Desk Shell

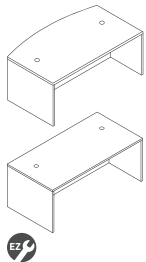
HBL72BFMODG

18.0

2.0

\$257

NOTES: Glass modesty replaces laminate modesty included with desk.



Desk Shell

72"W x 42"D x 29"H, Bow Top
72"W x 36"D x 29"H, Rectangle Top
66"W x 30"D x 29"H, Rectangle Top
60"W x 30"D x 29"H, Rectangle Top

16¹/₂"
10"
4¹/₂"
4¹/₂"

HLM7242
HLM7236
HLM6630
HLM6030

153.9
148.8
115.7
111.1

8.9
7.7
6.1
5.6

\$384
\$334
\$287
\$263

NOTES: Two cord management grommets in tops.



Peninsula with End Panel
72"W x 36"D x 29"H

HLM72PEN

116.4

15.0

\$432

NOTES: Support column available in Black only. For use in "U" or "L" configuration.

Not designed to be used freestanding.

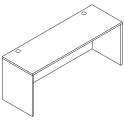
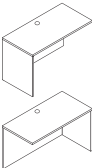


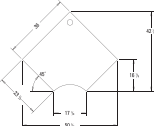
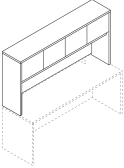
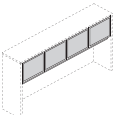
NOTES:

- Scratch- and stain-resistant thermal-fused laminate surfaces.
- Durable 1" thick tops and end panels.
- Full height modesty panels.
- Desk, credenza shells, and peninsula assemble quickly and easily.
- Breakfront design creates a high end aesthetic for private offices and executive workstations.

- Desk shells come standard with 3" round Black grommets.
- Recessed modesty panel design on desk shells provides overhang for visitor meetings and conferencing.
- Glass modesty replaces laminate modesty included with desk.
- Adjustable floor leveling glides provide 3/4" of adjustment.
- **HON 5-Year Limited Warranty.**

HOW TO SPECIFY

<p>Select Model Number</p> <p>H L M 7 2 4 2 B F</p>	<p>Select Laminate</p> <p>F Shaker Cherry N Mahogany PINC Pinnacle</p> <p>F</p>
--	---

	DESCRIPTION	MODEL	SHIP WEIGHT	CUBE	LIST PRICE
	Credenza Shell 72"W x 24"D x 29"H 60"W x 24"D x 29"H NOTES: Two cord management grommets in the top and one cord pass-through grommet in the top center of modesty panel.	HLM72CRD	108.0	5.5	\$270
		HLM60CRD	95.5	5.5	\$240
	Return Shell 48 1/4"W x 24"D x 29"H 42 1/4"W x 24"D x 29"H NOTES: One cord management grommet in the top and one cord pass-through grommet in the top center of modesty panel. Return shells are non-handed.	HLM48RET	66.1 Ⓔ	4.6	\$208
		HLM42RET	66.1 Ⓔ	4.1	\$192
	Bridge 47 3/4"W x 24"D x 29"H NOTES: One cord management grommet in the top and one cord pass-through grommet in the top center of modesty panel.	HLM48BRG	52.9 Ⓔ	3.7	\$197
	Corner Unit 18" x 36" x 36" x 18" x 29"H NOTES: Intended for use with 24"D x 29"H returns or bridges. ! Not designed to be used freestanding.		114.4	5.1	\$386
	Hutch with Doors 72"W x 14 5/8"D x 37 1/8"H 60"W x 14 5/8"D x 37 1/8"H NOTES: 72"W Hutch with four doors fits on the 72"W desk or credenza. It can also span an "L" configuration where the width of the return and the depth of the desk or credenza combined equal 72". Example: 42"W return and a 30"D desk shell. 60"W Hutch with doors fits on the 60"W desk or credenza shell.				
		HLM60HUT	119.0	6.6	\$420
	Glass Doors for 72" Hutch NOTES: Glass doors replace laminate doors included with hutch.	HBL72HDG	9.0 Ⓔ	1.5	\$330

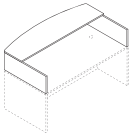
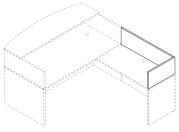


NOTES:

- Credenza shells, return shells, and bridges come standard with 3" round Black grommets.
- Scratch- and stain-resistant thermal-fused laminate surfaces.
- Durable 1" thick tops and end panels.
- Full height modesty panels.
- Adjustable floor leveling glides provide 3/4" of adjustment.
- 72"W and 60"W hutches with doors include fully enclosed back with a grommet to facilitate routing cords.
- Credenza shell, returns, bridges, corner units, and hutches assemble quickly and easily.
- Glass doors replace laminate doors included with hutch.
- **HON 5-Year Limited Warranty.**

HOW TO SPECIFY

<p>Select Model Number</p> <p>H L M 7 2 C R D .</p>	<p>Select Laminate</p> <p>F Shaker Cherry N Mahogany PINC Pinnacle</p> <p>F</p>
--	---



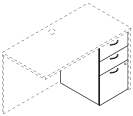
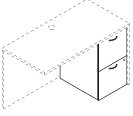
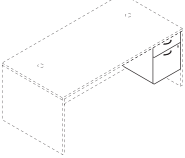
	DESCRIPTION	MODEL	SHIP WEIGHT	CUBE	LIST PRICE
	Reception Station with Bow Front Transaction Counter 72"W x 42"D x 14"H NOTES: Can be used on 72"W x 42"D bow top and 72"W x 36"D rectangle top desks. Can be used to quickly convert existing 72"W desks and 42¼"W returns into reception stations.	HLMRECP	74.1	5.4	\$322
	Reception Station for Returns 42¼"W x 24"D x 13"H NOTES: To be used with model HLMRECP in an "L" configuration on a 42¼" return shell. Can be used to quickly convert existing 72"W desks and 42¼"W returns into reception stations.	HLMRECPRET	23.1 	2.0	\$139
	Personal Wardrobe Cabinet 18"W x 24"D x 65"H NOTES: Door is non-handed and can be converted to left or right open configuration. Features coat rod, fixed shelf, and lock. Comes with metal handle in Silver finish.	HLMPPWC	83.6	6.1	\$547

NOTES:

- Scratch- and stain-resistant thermal-fused laminate surfaces.
- Durable 1" thick tops and end panels.
- Adjustable floor leveling glides provide ¾" of adjustment.
- Reception stations, returns, and wardrobe cabinet assemble quickly and easily.
- 3" round Black grommet(s) in tops of desks to route cords.
- **HON 5-Year Limited Warranty.**

HOW TO SPECIFY

Select Model Number H L M R E C P .	Select Laminate F Shaker Cherry N Mahogany PINC Pinnacle F
---	---

	DESCRIPTION	MODEL	SHIP WEIGHT	CUBE	LIST PRICE
	Pedestals, Box/Box/File 15 ⁵ / ₈ "W x 20 ¹ / ₂ "D x 27 ³ / ₄ "H NOTES: Drawers lock. Not to be used freestanding. For use under shells (sold separately). Unfinished top.	HLMBBF	62 Ⓢ	7.4	\$334
	Pedestal, File/File 15 ⁵ / ₈ "W x 20 ¹ / ₂ "D x 27 ³ / ₄ "H NOTES: Drawers lock. Not to be used freestanding. For use under shells (sold separately). Unfinished top.	HLMFF	61 Ⓢ	7.4	\$334
	Pedestal, Box/File 15 ⁵ / ₈ "W x 20 ¹ / ₂ "D x 20 ¹ / ₂ "H NOTES: Drawers lock. Not to be used freestanding. For use under shells (sold separately). Unfinished top.	HLMBF	54 Ⓢ	5.8	\$257

NOTES:

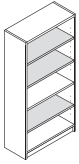
- Pedestals ship assembled.
- Pedestals are designed to be used under the desk, credenza, and return shells.
- Drawers operate on full extension, ball-bearing suspensions to ensure smooth, quiet, long-lasting operation.
- Pedestals come standard with Arch pull in Silver finish.
- **HON 5-Year Limited Warranty.**

HOW TO SPECIFY

<p>Select Model Number</p> <p>HLMBBF</p>	<p>Select Laminate</p> <p>F Shaker Cherry N Mahogany PINC Pinnacle</p> <p>F</p>
---	--

FOUNDATION™

Icon Legend on page 19



DESCRIPTION

Bookcases

32"W x 13¹³/₁₆"D x 65³/₈"H — 5-Shelf

NOTES: Features three adjustable shelves and one fixed shelf.

MODEL

HLM65BC

SHIP WEIGHT

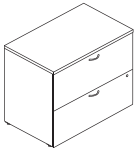
137.3

CUBE

7.2

LIST PRICE

\$304



Lateral Files — 2-Drawer

35¹/₂"W x 20"D x 29"H

NOTES: Features inner lock mechanism. Drawers lock. Features full extension drawers with ball-bearing suspensions.

HLMLATF

174.0

15.8




\$542

NOTES:

- Lateral files ship assembled.
- Drawers operate on full extension, ball-bearing suspensions to ensure smooth, quiet, long-lasting operation.
- Hangrails are included in each file drawer for side-to-side letter or legal filing, and for front-to-back letter filing.
- Lateral files come standard with Arch pull in Silver finish.
- **HON 5-Year Limited Warranty.**

HOW TO SPECIFY

<p>Select Model Number</p>	<p>Select Laminate</p> <p>F Shaker Cherry N Mahogany PINC Pinnacle</p>
<p>H L M 6 5 B C .</p>	<p>F</p>

	DESCRIPTION	MODEL	SHIP WEIGHT	CUBE	LIST PRICE
	Field Installed Contemporary Pull — 2-pack Silver NOTES: For use on Lateral Files, Pedestals, and Personal Wardrobe Cabinets. ⓘ Silver finish only, no specification needed.	HBLPCONTEMP	0.4 ⓘ	0.1	\$12
	Field Installed Bridge Pull — 2-pack Silver NOTES: For use on Lateral Files, Pedestals, and Personal Wardrobe Cabinets. ⓘ Polished finish only, no specification needed.	HBLPBRIDGE	0.4 ⓘ	0.1	\$12
	Field Installed Classic Pull — 2-pack Black NOTES: For use on Lateral Files, Pedestals, and Personal Wardrobe Cabinets. ⓘ Black finish only, no specification needed.	HBLPCLASSIC	0.4 ⓘ	0.1	\$12

NOTES:
 • HON 5-Year Limited Warranty.

HOW TO SPECIFY

Select Model Number

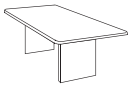
H L M P C O N T E M P

FOUNDATION™ Conference Tables

OPEN MARKET



Icon Legend on page 19

	DESCRIPTION	MODEL	SHIP WEIGHT	CUBE	LIST PRICE
	Rectangular Conference Table with Slab Base 72"W x 36"D	HLMC72R	118	9.2	\$367
	Round Conference Table with "X" Base 47" Diameter	HLMC48D	110	7.9	\$302

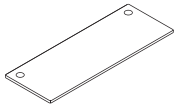
NOTES:

- Tops and bases are packaged together.
- Durable, thermal-fused laminate is scratch- and spill-resistant.
- **HON 5-Year Limited Warranty.**

HOW TO SPECIFY

Select Model Number H L M C 7 2 R .	Select Laminate F Shaker Cherry N Mahogany PINC Pinnacle F
---	---

Icon Legend on page 19



DESCRIPTION

Worksurfaces for Height Adjustable Bases

48"W x 24"D
60"W x 24"D
66"W x 24"D
72"W x 24"D

48"W x 30"D
60"W x 30"D
66"W x 30"D
72"W x 30"D

MODEL

SHIP WEIGHT

CUBE

LIST PRICE

HLMW4824	61	3.4	\$136
HLMW6024	75	4.2	\$159
HLMW6624	82	5.0	\$172
HLMW7224	89	5.0	\$179
HLMW4830	75	4.2	\$179
HLMW6030	92	5.1	\$224
HLMW6630	101	6.1	\$241
HLMW7230	110	6.1	\$260

NOTES:

- Select from Shaker Cherry, Mahogany or Pinnacle laminates to match Foundation™ desks.
- Compatible with Coordinate™ Height Adjustable Bases.
- 1" Thick worksurfaces.
- 3" round Black grommets included.
- **HON 5-Year Limited Warranty.**

HOW TO SPECIFY

Select
Model Number

H L M W 4 8 2 4 .

Select
Laminate

F Shaker Cherry
N Mahogany
PINC Pinnacle

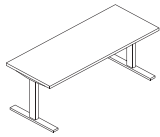
F

FOUNDATION™ Height Adjustable Bases

OPEN MARKET



Icon Legend on page 19



Base shown with work surface attached.

DESCRIPTION

Coordinate™ Height Adjustable Base – 2 Stage
24"D Feet and Worksurface Brackets

MODEL

SHIP WEIGHT

CUBE

LIST PRICE

HHAB2S2L

63

2.4

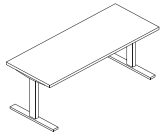
\$1006

NOTES: Base is a dual motor 2-stage design with standard anti-collision. Legs raise from 25⁵/₈" to 45¹/₄". Base telescopes to accommodate any rectangular work surface between 24"D x 48"W and 30"D x 72"W. Supports weight capacity of 250 lbs. (excluding work surface weight). See page 718 for Voi® Worksurfaces. See page 718 for Systems Worksurfaces. For Height Adjustable Base Accessories see page 716. Foundation™, Systems, Voi®, 10500, and Preside® all have work surfaces within this range.

⚠ When attaching a Keyboard Tray, remember to also specify a Keyboard Spacer Kit (HKBS).

⚠ Telescoping horizontal frame will extend just over 2" from underside of the work surface.

SPECIFYING EXAMPLE: HHAB2S2L.P8L



Base shown with work surface attached.

Coordinate™ Height Adjustable Base – 3 Stage

24"D Feet and Worksurface Brackets

HHAB3S2L

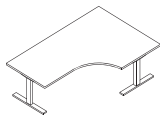
67

2.4

\$1120

NOTES: Base is a dual motor 3-stage design with standard anti-collision. Legs raise from 21⁵/₈" to 47³/₄". Base telescopes to accommodate any rectangular work surface between 24"D x 48"W and 30"D x 72"W. Supports weight capacity of 250 lbs. (excluding work surface weight). Foundation™, Systems, Voi®, 10500, and Preside® all have work surfaces within this range.

⚠ Telescoping horizontal frame will extend just over 2" from underside of the work surface.



Base shown with work surface attached.

Coordinate™ 3-Leg Height Adjustable Base – 3 Stage

24"D Feet and Worksurface Brackets

HHAB3S3L

91

3.6

\$1896

NOTES: Base is a three motor 3-stage design with standard anti-collision. Legs raise from 21⁵/₈" to 47³/₄". **The 3-leg base supports corner covers or two-piece work surfaces 41"-72"W x 35"-72"L x 23¹/₄"-30"D. 48"W 120 degree corner work surfaces are also supported. When using two work surfaces, the connection between the two must be over the telescoping frame. Supports weight capacity of 375 lbs.** (excluding work surface weight). Can be used with 48" 120 degree and work surface models.

⚠ When using two work surfaces, a flat bracket is required. Bracket purchased separately — HHN831124, HHN831130 — see page 589.

⚠ Telescoping horizontal frame will extend just over 2" from underside of the work surface.

NOTES:


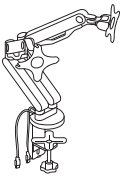
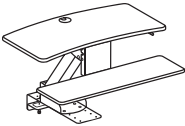
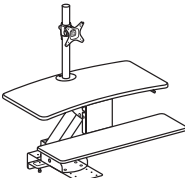
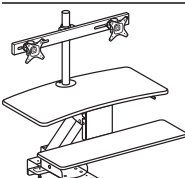
- Comes standard with one-touch, four memory controller with digital display; no specification needed, available in black finish only.
- **HON 5-Year Limited Warranty.**

⚠ 120 degree and corner work surfaces are not reduced in size to provide clearance between panels.

⚠ Coordinate™ Height Adjustable Bases not compatible with 36"D rectangular work surfaces.

HOW TO SPECIFY

<p>Select Model Number</p> <p>HHAB2S2L.P8L</p>	<p>Select Finish</p> <p>P71 Black P8L Nickel PD8 White</p> <p>P8L</p>
--	---

	DESCRIPTION	MODEL	SHIP WEIGHT	CUBE	LIST PRICE
	<p>Coordinate™ Portable Desktop Riser 31"D x 5'-16½"H x 35"W</p> <p>NOTES: Available in Black (BLK) or White (WHT) finish. Desktop riser dimensions (without keyboard tray): 22"D x 5'-16½"H x 35"W. Keyboard tray dimensions: 9"D x 30"W. Max loading capacity is 33 lbs for the desktop riser surface and 4 lbs for the keyboard tray. Easily transition from seated to standing positions throughout the workday. Sits atop an existing desk to create sit-to-stand functionality by raising the computer. Includes keyboard tray and surface for computer monitors. HON 5-Year Limited Warranty.</p> <p>ⓘ Not intended for use on mobile workstations.</p>	HBXRISER	54.0	4.1	\$619
	<p>Dual Monitor Arm with 2 USB Ports</p> <p>NOTES: Easy adjustment. Height adjusts to 17" tall. Monitor tilt and swivel capability. Enclosed cable management. Grommet or desktop mounting. Clean appearance. In some applications the Monitor Arms may extend 12 or more inches into the worksurface. For additional information see page 825. HON 5-Year Limited Warranty.</p> <p>ⓘ No specification needed.</p>	HBDMAUSB	41.9	2.6	\$441
	<p>Coordinate™ Mounted Desktop Riser</p> <p>NOTES: Does not include a monitor arm and is suitable for laptops and/or monitors on their original stands.</p> <p>ⓘ No specification needed.</p>	HS1100	60.0 ⓘ	3.2	\$664
	<p>Coordinate™ Mounted Desktop Riser with Single Monitor Arm</p> <p>NOTES: Includes a monitor arm for a single monitor.</p> <p>ⓘ No specification needed.</p>	HS1101	62.0 ⓘ	3.2	\$777
	<p>Coordinate™ Mounted Desktop Riser with Dual Monitor Arm</p> <p>NOTES: Includes a monitor arm for dual monitors.</p> <p>ⓘ No specification needed.</p>	HS1102	63.0 ⓘ	3.2	\$883

NOTES FOR HS1100, HS1101, HS1102:

- These products are designed to allow the user to transition from seating position to standing position throughout the workday.
- Gas-assist lever-operated mechanism with positive stop.
- Clamp mount compatible with worksurfaces depths of 20"-30". 20" is for systems only.
- Clamp requires 3.5" of clearance along back edge of worksurface.
- Black seamless worksurfaces.
- Silver powder coated metal components.
- Lowers below worksurface level on 24" and 30"D worksurfaces.
- All models contain a large primary worksurface and a smaller keyboard / mouse surface.
- Beveled edges for sleek appearance and comfort while typing.
- Monitor arms include height, width, and swivel adjustment.
- For additional information see page 838.

- Not for use under overhead storage, with flush mounted modesty panels, or worksurfaces thinner than 1".

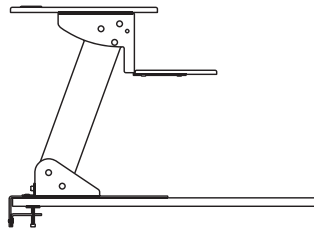
ⓘ Not recommended for use on mobile (castered) worksurfaces.

MOUNTING AND COMPATIBILITY FOR HS1100, HS1101, HS1102:

- This product is intended to be installed on commercial-grade worksurfaces in good condition.
- Compatible with freestanding worksurfaces 24"-30"D or panel-supported worksurfaces 24"-30"D.
- Not for use on mobile worksurfaces.

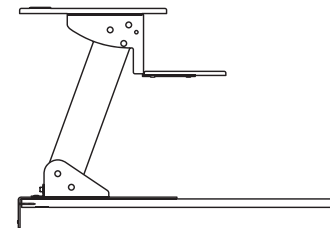
Clamp Mount

Use when 3.5" minimum overhang is available



Screw Mount



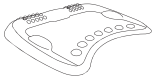
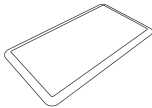
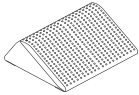
Use when no overhang is available. Worksurface must be minimum 1" thick.



HOW TO SPECIFY

<p>Select Model Number</p> <p>HBXRISER.</p>	<p>Select Finish</p> <p>BLK Black WHT White</p> <p>BLK</p>
--	---



	DESCRIPTION	MODEL	SHIP WEIGHT	CUBE	LIST PRICE
	Rectangle Wobble Board — Anti-Fatigue Mat 18"D x 3"H x 22½"W ⓘ Available in Black (T) finish ONLY. Recommended weight capacity not to exceed 250 pounds. HON 5-Year Limited Warranty. SPECIFYING EXAMPLE: HVL981.T	HVL981	10.0 ⓘ	0.9	\$120
	Round Wobble Board — Anti-Fatigue Mat 18½"D x 2½"H x 18½"W ⓘ Available in Black (T) finish ONLY. Recommended weight capacity not to exceed 250 pounds. HON 5-Year Limited Warranty. SPECIFYING EXAMPLE: HVL982.T	HVL982	5.8 ⓘ	0.6	\$102
	Ergonomic Anti-Fatigue Mat 25"D x 2¾"H x 29⅞"W ⓘ Available in Black ONLY. No specification needed. SPECIFYING EXAMPLE: HBEAFM1	HBEAFM1	7.0	1.4	\$219
	Rectangle Anti-Fatigue Mat 20"D x ¾"H x 36"W ⓘ Available in Black ONLY. No specification needed. SPECIFYING EXAMPLE: HBAFM2036	HBAFM2036	5.4	0.4	\$100
	Footrest — Anti-Slip Cover 13¾"D x 5½"H x 16"W ⓘ Available in Black (T) finish ONLY. Recommended weight capacity not to exceed 250 pounds. HON 5-Year Limited Warranty. SPECIFYING EXAMPLE: HVL991.T	HVL991	7.0 ⓘ	0.9	\$82

HOW TO SPECIFY

Select
Model Number

H V L 9 8 1 .

Select
Finish

T Black

T