

WEST HILL™ CASUAL LOUNGE SEATING



West Hill™ Casual Lounge Seating
shown with Scramble™ Coffee Table.

WEST HILL™

Whether you're a thought leader, innovator, or highly-motivated team player, West Hill casual lounge creates an inviting space that inspires relaxed productivity, sustains concentration, and sparks creativity.

With solid construction, a multitude of back cushion styling, and seating options from a single seat to three or more, and choices in leg styles, fabrics, and configurations, West Hill makes it easier to make your space exceptional.



FEATURES

- Contoured seat cushion design brings living room comfort to the work space.
- Choose between a Square Back or sink into a comfy Pillow Back cushion.
- Semi-attached back and seat cushions make replacement easy.
- Square, welted back cushion creates a modern look while providing casual comfort.
- The Contrasting Fabric option allows you to specify up to three fabrics on one model.
- Select one of two square metal leg options or hardwood cone feet in one of 10 finishes.
- Order an optional Throw Pillow to add a little extra comfort or a splash of color.
- Cushion packs available in both Standard and Pillow Back, apply to both side and back applications.
- Each seat is warranted for users up to 300 pounds.
- Pair with Scramble™ Occasional Tables to complete the modern aesthetic.

WEST HILL™ Options

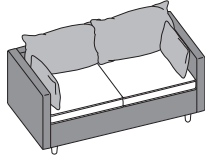
MODEL OPTIONS

HWH1SS, HWH1SP
HWH1SSCF, HWH1SPCF -
Contrasting Fabric



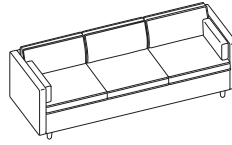
Lounge
Single Seat

HWH2SS, HWH2SP
HWH2SSCF, HWH2SPCF -
Contrasting Fabric



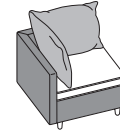
Lounge
Two-Seat

HWH3SS, HWH3SP
HWH3SSCF, HWH3SPCF -
Contrasting Fabric



Lounge
Three-Seat

HWHITCS, HWHITCP
HWHITCSCF, HWHITPCPF -
Contrasting Fabric



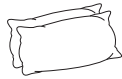
Lounge
True Corner

HWH1C
HWH1CCF - Contrasting Fabric



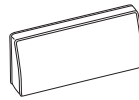
Ottoman

HWHACPS, HWHACPP



Arm Cushion Pack

HWHBCPS, HWHBCPP



Back Cushion Pack

HWHLP, HWHSP18

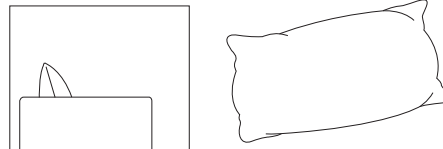
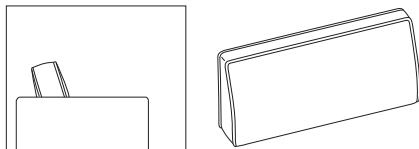


**Lumbar and 18" Square
Throw Pillow**

Pillow Back Option, Contrasting Fabric



Standard Back Option, Contrasting Fabric



Choose from standard Single Fabric or Contrasting Fabric options.
Specify up to three fabrics with the Contrasting Fabric option.

HON BRANDED FABRICS

GRADE 1	GRADE 2	GRADE 3
Apex	Appoint Seating	In Season
Centurion	Blume	Purl
Contourett	Clyde	Quill
Dapper	Dotty	Silvertex Vinyl*
Ensemble	Rush	
Hamilton	Seed*	
Inertia*	Spin Seating	
Pebble	Whisper Vinyl*	

For a complete list of fabrics, including partnership fabrics, go to hon.com/fabricsandfinishes.

Reference Fabric Color Combinations on pages 18-22 for color codes and legend on page 19 for lead times.

*Because of the differing upholstery process for the standard back and pillow back options, these fabrics are not available as an option for the pillow back. Contact your HON representative for questions.

ⓘ Due to the inherent characteristics of upholstery materials and the casual nature of West Hill™, fabric may relax to show wrinkles over time especially on the pillow back options.

LEG STYLE	CODE	DESCRIPTION	PRICE	LEG STYLE	CODE	DESCRIPTION	PRICE
	CW	Cone Wood	+\$0		SM	Square Metal	+\$0
		<i>Available in the following finishes:</i>				<i>Available in the following finishes:</i>	
	LFW1	Florence Walnut			P7A	Textured Charcoal	
	LK11	Kingswood Walnut			P8V	Textured Titanium	
	LLA1	Lowell Ash					
	D	Natural Maple					
	LNR1	Natural Recon					
	LPE1	Phantom Ecru					
	PINC	Pinnacle					
	LPT1	Portico Teak					
	LSW1	Skyline Walnut					
	LSA1	Sterling Ash					

CONTRASTING FABRIC COM YARDAGE

Due to fabric pattern nesting and potential reduction of fabric yield, some contrasting fabric models may require more total yardage than standard models.

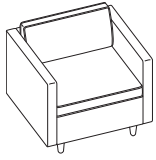
MODEL	COM (ARMLESS)			COM (ONE ARM)			COM (BOTH ARMS)		
	Seat	Frame	Back	Seat	Frame	Back	Seat	Frame	Back
HWHISS		—			—			7.0	
HWH1SSCF	—	—	—	—	—	—	2.5	5.0	1.5
HWH1SP		—			—			7.0	
HWH1SPCF	—	—	—	—	—	—	2.5	5.0	1.5
HWH2SS		8.0			9.0			10.0	
HWH2SSCF	3.5	4.0	2.5	3.5	5.0	2.5	3.5	6.0	3.0
HWH2SP		8.5			9.5			10.5	
HWH2SPCF	3.5	4.0	2.0	3.5	5.0	2.5	3.5	6.0	3.0
HWH3SS		11.5			13.5			12.5	
HWH3SSCF	5.0	5.5	3.0	5.0	6.5	3.5	5.0	7.5	4.0
HWH3SP		12.0			14.0			13.0	
HWH3SPCF	5.0	5.5	3.0	5.0	6.5	3.5	5.0	7.5	4.0
HWH1C		3.0			—			—	
HWH1CCF	2.5	2.0	—	—	—	—	—	—	—
HWH1TCS		6.5			—			—	
HWH1TCSCF	2.5	3.5	2.0	—	—	—	—	—	—
HWH1TCP		6.5			—			—	
HWH1TCPF	2.5	3.5	2.0	—	—	—	—	—	—

WEST HILL™ Casual Lounge Seating

OPEN MARKET



HWH1SS



SINGLE SEAT LOUNGE — STANDARD CUSHION


DIMENSIONS

Depth:	30½	Back Height:	12
Height:	29¾	Back Width:	26¾
Width:	33¾	Arm Height:	8
Usable Seat Depth:	19	Ship Weight:	81
Seat to Floor Height:	17¾	Cube:	18.4
Seat Width:	26¾	COM:	See page 3
		Weight Rating:	300 lbs.

FABRIC PRICE CODES

1	\$1950	8	\$2744
2	\$2045	9	\$2871
3	\$2140	10	\$2998
4	\$2236	11	\$3125
5	\$2363	12	\$3252
6	\$2490	L	—
7	\$2617		

HWH1SP



SINGLE SEAT LOUNGE — PILLOW CUSHION

DIMENSIONS

Depth:	30½	Back Height:	13¾
Height:	31½	Back Width:	26¾
Width:	33¾	Arm Height:	8
Usable Seat Depth:	16½	Ship Weight:	81
Seat to Floor Height:	17¾	Cube:	18.4
Seat Width:	26¾	COM:	See page 3
		Weight Rating:	300 lbs.

FABRIC PRICE CODES

1	\$1950	8	\$2744
2	\$2045	9	\$2871
3	\$2140	10	\$2998
4	\$2236	11	\$3125
5	\$2363	12	\$3252
6	\$2490	L	—
7	\$2617		

HON Recommendation: HWH1SP.B.PURL__CW__ - List Price \$2140

HOW TO SPECIFY

Select
Model Number

HWH1SP

Select
Arm Type

B Both Arms

B

Select
Fabric

See page 3

PBLE03

Select
Foot and Foot Color

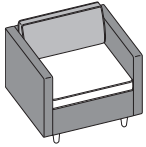
SM Square Metal
CW Cone Wood
See page 3 for colors

SMP8V



WEST HILL™ Casual Lounge Seating

HWH1SSCF



**SINGLE SEAT LOUNGE —
STANDARD CUSHION,
CONTRASTING FABRIC**

DIMENSIONS

Depth:	30½	Back Height:	12
Height:	29¾	Back Width:	26¾
Width:	33¾	Arm Height:	8
Usable Seat Depth:	19	Ship Weight:	81
Seat to Floor Height:	17¾	Cube:	18.4
Seat Width:	26¾	COM:	See page 3
		Weight Rating:	300 lbs.

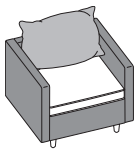
FABRIC PRICE CODES

1 \$2100

Add to Base Price Above

	Seat	Frame	Back
2	\$25	\$63	\$25
3	\$51	\$127	\$51
4	\$76	\$190	\$76
5	\$110	\$275	\$110
6	\$144	\$360	\$144
7	\$178	\$444	\$178
8	\$212	\$529	\$212
9	\$246	\$614	\$246
10	\$279	\$698	\$279
11	\$313	\$783	\$313
12	\$347	\$868	\$347

HWH1SPCF



**SINGLE SEAT LOUNGE —
PILLOW CUSHION,
CONTRASTING FABRIC**

DIMENSIONS

Depth:	30½	Back Height:	13¾
Height:	31½	Back Width:	26¾
Width:	33¾	Arm Height:	8
Usable Seat Depth:	16½	Ship Weight:	81
Seat to Floor Height:	17¾	Cube:	18.4
Seat Width:	26¾	COM:	See page 3
		Weight Rating:	300 lbs.

FABRIC PRICE CODES

1 \$2100

Add to Base Price Above

	Seat	Frame	Back
2	\$25	\$63	\$25
3	\$51	\$127	\$51
4	\$76	\$190	\$76
5	\$110	\$275	\$110
6	\$144	\$360	\$144
7	\$178	\$444	\$178
8	\$212	\$529	\$212
9	\$246	\$614	\$246
10	\$279	\$698	\$279
11	\$313	\$783	\$313
12	\$347	\$868	\$347

HON Recommendation: HWH1SPCF.B.PURL___.PURL___.PURL___.CW__ - List Price \$2329

HOW TO SPECIFY

<p>Select Model Number</p> <p>HWH1SPCF .</p>	<p>Select Arm Type</p> <p>B Both Arms</p> <p>B .</p>	<p>Select Seat Fabric</p> <p>See page 3</p> <p>PBLE07 .</p>	<p>Select Frame Fabric</p> <p>See page 3</p> <p>PBLE03 .</p>	<p>Select Back Fabric</p> <p>See page 3</p> <p>PBLE01 .</p>	<p>Select Foot and Foot Color</p> <p>SM Square Metal CW Cone Wood See page 3 for colors</p> <p>SMP8V</p>
---	---	--	---	--	---

WEST HILL™ Casual Lounge Seating

OPEN MARKET



HWH2SS

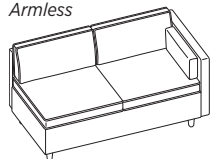
TWO SEAT LOUNGE — STANDARD CUSHION

DIMENSIONS


FABRIC PRICE CODES



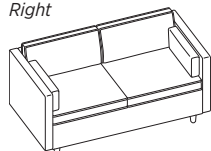
Armless



Left



Right



Both Arms

Depth:	30½	Back Height:	12
Height:	29¾	Back Width:	53¾
Width (armless):	53¾	Arm Height:	8
Width (one arm):	57	Ship Weight (armless):	107
Width (both arms):	60¼	Ship Weight (one arm):	121
Usable Seat Depth:	19	Ship Weight (both arms):	135
Seat to Floor Height:	17¾	Cube:	34.0
Seat Width (armless):	53¾	COM:	See page 3
Seat Width (one arm):	49½	Weight Rating:	300 lbs.
Seat Width (both arms):	45¼		(per seat)

1	\$2650	8	\$4026
2	\$2815	9	\$4246
3	\$2980	10	\$4466
4	\$3145	11	\$4686
5	\$3365	12	\$4906
6	\$3585	L	—
7	\$3806		

HWH2SP

TWO SEAT LOUNGE — PILLOW CUSHION

DIMENSIONS


FABRIC PRICE CODES




Armless



Left



Right



Both Arms

Depth:	30½	Back Height:	13¾
Height:	29¾	Back Width:	53¾
Width (armless):	53¾	Arm Height:	8
Width (one arm):	57	Ship Weight (armless):	107
Width (both arms):	60¼	Ship Weight (one arm):	121
Usable Seat Depth:	16½	Ship Weight (both arms):	135
Seat to Floor Height:	17¾	Cube:	34.0
Seat Width (armless):	53¾	COM:	See page 3
Seat Width (one arm):	48½	Weight Rating:	300 lbs.
Seat Width (both arms):	43¼		(per seat)

1	\$2650	8	\$4026
2	\$2815	9	\$4246
3	\$2980	10	\$4466
4	\$3145	11	\$4686
5	\$3365	12	\$4906
6	\$3585	L	—
7	\$3806		

HON Recommendation: HWH2SP.B.PURL__CW__ - List Price \$3330

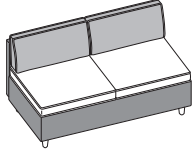
HOW TO SPECIFY

Select Model Number HWH2SP	Select Arm Type N No Arms L Left Arm Only (+ \$175) R Right Arm Only (+ \$175) B Both Arms (+ \$350)	Select Fabric See page 3 PBLE03	Select Foot and Foot Color SM Square Metal CW Cone Wood See page 3 for colors SMP8V
--------------------------------------	---	--	--

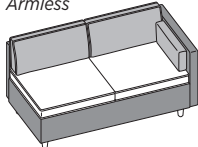


WEST HILL™ Casual Lounge Seating

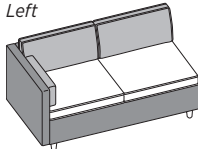
HWH2SSCF



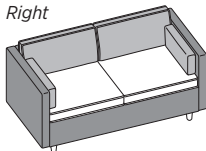
Armless



Left



Right



Both Arms

TWO SEAT LOUNGE — STANDARD CUSHION, CONTRASTING FABRIC


DIMENSIONS

Depth:	30½	Back Height:	12
Height:	29¾	Back Width:	53¾
Width (armless):	53¾	Arm Height:	8
Width (one arm):	57	Ship Weight (armless):	107
Width (both arms):	60¼	Ship Weight (one arm):	121
Usable Seat Depth:	19	Ship Weight (both arms):	135
Seat to Floor Height:	17¾	Cube:	34.0
Seat Width (armless):	53¾	COM:	See page 3
Seat Width (one arm):	49½	Weight Rating:	300 lbs.
Seat Width (both arms):	45¼		(per seat)

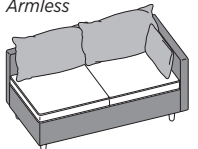
FABRIC PRICE CODES

1	\$2800		
<i>Add to Base Price Above</i>			
	Seat	Frame	Back
2	\$51	\$83	\$51
3	\$102	\$165	\$102
4	\$152	\$248	\$152
5	\$220	\$358	\$220
6	\$288	\$468	\$288
7	\$356	\$578	\$356
8	\$423	\$688	\$423
9	\$491	\$798	\$491
10	\$559	\$908	\$559
11	\$626	\$1018	\$626
12	\$694	\$1128	\$694


HWH2SPCF



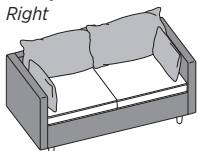
Armless



Left



Right



Both Arms

TWO SEAT LOUNGE — PILLOW CUSHION, CONTRASTING FABRIC

DIMENSIONS

Depth:	30½	Back Height:	13¾
Height:	29¾	Back Width:	53¾
Width (armless):	53¾	Arm Height:	8
Width (one arm):	57	Ship Weight (armless):	107
Width (both arms):	60¼	Ship Weight (one arm):	121
Usable Seat Depth:	16½	Ship Weight (both arms):	135
Seat to Floor Height:	17¾	Cube:	34.0
Seat Width (armless):	53¾	COM:	See page 3
Seat Width (one arm):	48½	Weight Rating:	300 lbs.
Seat Width (both arms):	43¼		(per seat)

FABRIC PRICE CODES

1	\$2800		
<i>Add to Base Price Above</i>			
	Seat	Frame	Back
2	\$51	\$83	\$51
3	\$102	\$165	\$102
4	\$152	\$248	\$152
5	\$220	\$358	\$220
6	\$288	\$468	\$288
7	\$356	\$578	\$356
8	\$423	\$688	\$423
9	\$491	\$798	\$491
10	\$559	\$908	\$559
11	\$626	\$1018	\$626
12	\$694	\$1128	\$694

HON Recommendation: HWH2SPCF.B.PURL__.PURL__.PURL__.CW__ - List Price \$3519

HOW TO SPECIFY

Select Model Number HWH2SPCF	Select Arm Type N No Arms L Left Arm Only (+ \$175) R Right Arm Only (+ \$175) B Both Arms (+ \$350) B	Select Seat Fabric See page 3 PBLE07	Select Frame Fabric See page 3 PBLE03	Select Back Fabric See page 3 PBLE01	Select Foot and Foot Color SM Square Metal CW Cone Wood See page 3 for colors SMP8V
--	--	---	--	---	--

WEST HILL™ Casual Lounge Seating

OPEN MARKET

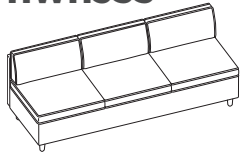


HWH3SS

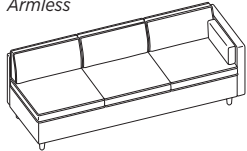
THREE SEAT LOUNGE — STANDARD CUSHION

DIMENSIONS

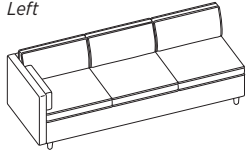
FABRIC PRICE CODES



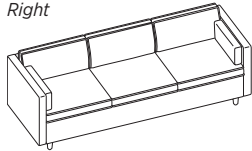
Armless



Left



Right



Both Arms

Depth:	30½	Back Height:	12
Height:	29¾	Back Width:	80¾
Width (armless):	80¾	Arm Height:	8
Width (one arm):	84	Ship Weight (armless):	146
Width (both arms):	87¼	Ship Weight (one arm):	160
Usable Seat Depth:	19	Ship Weight (both arms):	174
Seat to Floor Height:	17¾	Cube:	46.5
Seat Width (armless):	80¾	COM:	See page 3
Seat Width (one arm):	76½	Weight Rating:	300 lbs.
Seat Width (both arms):	72¼		(per seat)

1	\$3600	8	\$5399
2	\$3816	9	\$5687
3	\$4032	10	\$5975
4	\$4248	11	\$6262
5	\$4535	12	\$6550
6	\$4823	L	—
7	\$5111		

HWH3SP

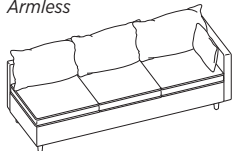
THREE SEAT LOUNGE — PILLOW CUSHION

DIMENSIONS

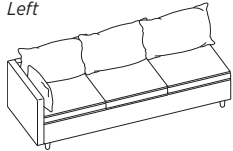
FABRIC PRICE CODES



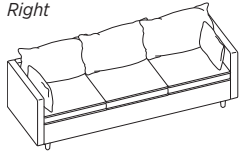
Armless



Left



Right



Both Arms

Depth:	30½	Back Height:	13¾
Height:	31½	Back Width:	80¾
Width (armless):	80¾	Arm Height:	8
Width (one arm):	84	Ship Weight (armless):	146
Width (both arms):	87¼	Ship Weight (one arm):	160
Usable Seat Depth:	16½	Ship Weight (both arms):	174
Seat to Floor Height:	17¾	Cube:	46.5
Seat Width (armless):	80¾	COM:	See page 3
Seat Width (one arm):	75½	Weight Rating:	300 lbs.
Seat Width (both arms):	70¼		(per seat)

1	\$3600	8	\$5399
2	\$3816	9	\$5687
3	\$4032	10	\$5975
4	\$4248	11	\$6282
5	\$4535	12	\$6550
6	\$4823	L	—
7	\$5111		

HON Recommendation: HWH3SP.B.PURL__CW__ - List Price \$4382

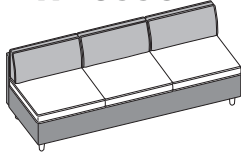
HOW TO SPECIFY

<p>Select Model Number</p> <p>HWH3SP</p>	<p>Select Arm Type</p> <p>N No Arms L Left Arm Only (+ \$175) R Right Arm Only (+ \$175) B Both Arms (+ \$350)</p> <p>B</p>	<p>Select Fabric</p> <p>See page 3</p> <p>PBLE03</p>	<p>Select Foot and Foot Color</p> <p>SM Square Metal CW Cone Wood See page 3 for colors</p> <p>SMP8V</p>
---	--	---	---

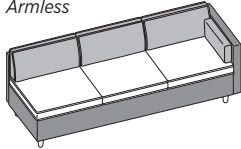


WEST HILL™ Casual Lounge Seating

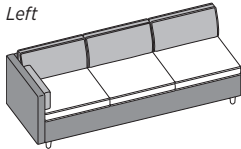
HWH3SSCF



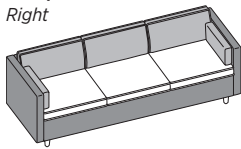
Armless



Left



Right



Both Arms

THREE SEAT LOUNGE — STANDARD CUSHION, CONTRASTING FABRIC

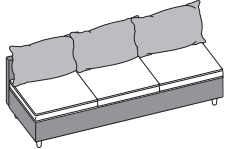
DIMENSIONS

Depth:	30½	Back Height:	12
Height:	29¾	Back Width:	80¾
Width (armless):	80¾	Arm Height:	8
Width (one arm):	84	Ship Weight (armless):	146
Width (both arms):	87¼	Ship Weight (one arm):	160
Usable Seat Depth:	19	Ship Weight (both arms):	174
Seat to Floor Height:	17¾	Cube:	46.5
Seat Width (armless):	80¾	COM:	See page 3
Seat Width (one arm):	76½	Weight Rating:	300 lbs.
Seat Width (both arms):	72¼		(per seat)

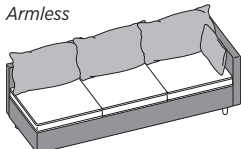
FABRIC PRICE CODES

1	\$3750		
<i>Add to Base Price Above</i>			
	Seat	Frame	Back
2	\$51	\$102	\$76
3	\$102	\$203	\$152
4	\$152	\$305	\$229
5	\$220	\$440	\$330
6	\$288	\$576	\$432
7	\$356	\$711	\$533
8	\$423	\$847	\$635
9	\$491	\$982	\$737
10	\$559	\$1117	\$838
11	\$626	\$1253	\$940
12	\$694	\$1388	\$1041

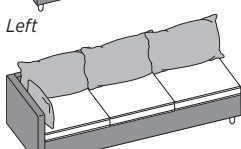
HWH3SPCF



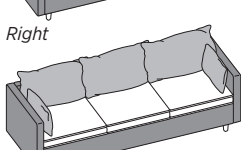
Armless



Left



Right



Both Arms

THREE SEAT LOUNGE — PILLOW CUSHION, CONTRASTING FABRIC

DIMENSIONS

Depth:	30½	Back Height:	13¾
Height:	31½	Back Width:	80¾
Width (armless):	80¾	Arm Height:	8
Width (one arm):	84	Ship Weight (armless):	146
Width (both arms):	87¼	Ship Weight (one arm):	160
Usable Seat Depth:	16½	Ship Weight (both arms):	174
Seat to Floor Height:	17¾	Cube:	46.5
Seat Width (armless):	80¾	COM:	See page 3
Seat Width (one arm):	75½	Weight Rating:	300 lbs.
Seat Width (both arms):	70¼		(per seat)

FABRIC PRICE CODES

1	\$3750		
<i>Add to Base Price Above</i>			
	Seat	Frame	Back
2	\$51	\$102	\$76
3	\$102	\$203	\$152
4	\$152	\$305	\$229
5	\$220	\$440	\$330
6	\$288	\$576	\$432
7	\$356	\$711	\$533
8	\$423	\$847	\$635
9	\$491	\$982	\$737
10	\$559	\$1117	\$838
11	\$626	\$1253	\$940
12	\$694	\$1388	\$1041


HON Recommendation: HWH3SPCF.B.PURL__.PURL__.PURL__.CW__ - List Price \$4557

HOW TO SPECIFY

<p>Select Model Number</p> <p>HWH3SPCF</p>	<p>Select Arm Type</p> <p>N No Arms L Left Arm Only (+ \$175) R Right Arm Only (+ \$175) B Both Arms (+ \$350)</p> <p>B</p>	<p>Select Seat Fabric</p> <p>See page 3</p> <p>PBLE07</p>	<p>Select Frame Fabric</p> <p>See page 3</p> <p>PBLE03</p>	<p>Select Back Fabric</p> <p>See page 3</p> <p>PBLE01</p>	<p>Select Foot and Foot Color</p> <p>SM Square Metal CW Cone Wood See page 3 for colors</p> <p>SMP8V</p>
---	--	--	---	--	---



HWH1C



OTTOMAN

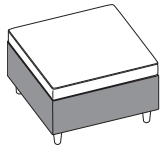
DIMENSIONS

Depth:	27¼	Ship Weight:	47
Height:	17¾	Cube:	18.4
Width:	27¼	COM:	See page 3
Usable Seat Depth:	27¼	Weight Rating:	300 lbs.
Seat to Floor Height:	17¾		
Seat Width:	27¼		

FABRIC PRICE CODES

1	\$1150	8	\$1520
2	\$1194	9	\$1580
3	\$1239	10	\$1639
4	\$1283	11	\$1698
5	\$1343	12	\$1757
6	\$1402	L	—
7	\$1461		

HWH1CCF



OTTOMAN, CONTRASTING FABRIC

DIMENSIONS

Depth:	27¼	Ship Weight:	47
Height:	17¾	Cube:	18.4
Width:	27¼	COM:	See page 3
Usable Seat Depth:	27¼	Weight Rating:	300 lbs.
Seat to Floor Height:	17¾		
Seat Width:	27¼		

FABRIC PRICE CODES

1	\$1300	
<i>Add to Base Price Above</i>		
	Seat	Frame
2	\$25	\$25
3	\$51	\$51
4	\$76	\$76
5	\$110	\$110
6	\$144	\$144
7	\$178	\$178
8	\$212	\$212
9	\$246	\$246
10	\$279	\$279
11	\$313	\$313
12	\$347	\$347

HON Recommendation: HWH1C.PURL___.CW__ - List Price \$1239

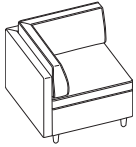
HOW TO SPECIFY

Select Model Number <div style="border: 1px solid black; padding: 2px; display: flex; gap: 5px;"> HWH1CCF </div>	Select Fabric See page 3 <div style="border: 1px solid black; padding: 2px; display: flex; gap: 5px;"> PBLE03 </div>	Select Seat Fabric Specify for model HWH1CCF only <div style="border: 1px solid black; padding: 2px; display: flex; gap: 5px;"> PBLE03 </div>	Select Frame Fabric Specify for model HWH1CCF only <div style="border: 1px solid black; padding: 2px; display: flex; gap: 5px;"> PBLE07 </div>	Select Foot and Foot Color SM Square Metal CW Cone Wood See page 3 for colors <div style="border: 1px solid black; padding: 2px; display: flex; gap: 5px;"> SMP8V </div>
---	---	--	---	--



WEST HILL™ Casual Lounge Seating

HWH1TCS



TRUE CORNER — STANDARD CUSHION


DIMENSIONS

Depth:	30½	Ship Weight:	73
Height:	29¾	Cube:	18.4
Width:	30½	COM:	See page 3
Usable Seat Depth:	19	Weight Rating:	300 lbs.
Seat to Floor Height:	17¾		
Back Height:	12		

FABRIC PRICE CODES

1	\$1950	8	\$2797
2	\$2052	9	\$2932
3	\$2153	10	\$3067
4	\$2255	11	\$3203
5	\$2390	12	\$3338
6	\$2526	L	—
7	\$2661		

HWH1TCP



TRUE CORNER — PILLOW CUSHION

DIMENSIONS

Depth:	30½	Ship Weight:	73
Height:	31½	Cube:	18.4
Width:	30½	COM:	See page 3
Usable Seat Depth:	16½	Weight Rating:	300 lbs.
Seat to Floor Height:	17¾		
Back Height:	13¾		

FABRIC PRICE CODES

1	\$1950	8	\$2797
2	\$2052	9	\$2932
3	\$2153	10	\$3067
4	\$2255	11	\$3203
5	\$2390	12	\$3338
6	\$2526	L	—
7	\$2661		

HON Recommendation: HWH1TCP.PURL__CW__ - List Price \$2153

HOW TO SPECIFY

Select
Model Number

HWH1TCP

Select
Fabric

See page 3

PBLE03

Select
Foot and Foot Color

SM Square Metal
CW Cone Wood
See page 3 for colors

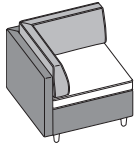
SMP8V

WEST HILL™ Casual Lounge Seating

OPEN MARKET



HWH1TCSCF



**TRUE CORNER —
STANDARD CUSHION,
CONTRASTING FABRIC**

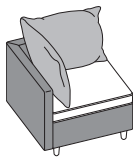
DIMENSIONS

Depth:	30½	Ship Weight:	73
Height:	29¾	Cube:	18.4
Width:	30½	COM:	See page 3
Usable Seat Depth:	19	Weight Rating:	300 lbs.
Seat to Floor Height:	17¾		
Back Height:	12		

FABRIC PRICE CODES

1	\$2100		
	<i>Add to Base Price Above</i>		
	Seat	Frame	Back
2	\$25	\$51	\$32
3	\$51	\$102	\$63
4	\$76	\$152	\$95
5	\$110	\$220	\$138
6	\$144	\$288	\$180
7	\$178	\$356	\$222
8	\$212	\$423	\$265
9	\$246	\$491	\$307
10	\$279	\$559	\$349
11	\$313	\$626	\$392
12	\$347	\$694	\$434

HWH1TCPCF



**TRUE CORNER —
PILLOW CUSHION,
CONTRASTING FABRIC**

DIMENSIONS

Depth:	30½	Ship Weight:	73
Height:	31½	Cube:	18.4
Width:	30½	COM:	See page 3
Usable Seat Depth:	16½	Weight Rating:	300 lbs.
Seat to Floor Height:	17¾		
Back Height:	13¾		

FABRIC PRICE CODES

1	\$2100		
	<i>Add to Base Price Above</i>		
	Seat	Frame	Back
2	\$25	\$51	\$32
3	\$51	\$102	\$63
4	\$76	\$152	\$95
5	\$110	\$220	\$138
6	\$144	\$288	\$180
7	\$178	\$356	\$222
8	\$212	\$423	\$265
9	\$246	\$491	\$307
10	\$279	\$559	\$349
11	\$313	\$626	\$392
12	\$347	\$694	\$434

HON Recommendation: HWH1TCPCF.PURL__PURL__PURL__CW__ - List Price \$2316

HOW TO SPECIFY

Select Model Number HWH1TCPCF	Select Seat Fabric See page 3 PBLE07	Select Frame Fabric See page 3 PBLE03	Select Back Fabric See page 3 PBLE01	Select Foot and Foot Color SM Square Metal CW Cone Wood See page 3 for colors SMP8V
---	---	--	---	--



THROW PILLOWS

HWHLP



LUMBAR THROW PILLOW

DIMENSIONS

Height: 10
 Width: 18
 COM: 1.0
 Ship Weight: 2.5 **S**
 Cube: 2.3

FABRIC PRICE CODES

1	\$135	8	\$188
2	\$141	9	\$196
3	\$148	10	\$205
4	\$154	11	\$213
5	\$163	12	\$222
6	\$171	L	—
7	\$179		

HWHSP18



18" SQUARE THROW PILLOW

DIMENSIONS

Height: 18
 Width: 18
 COM: 1.0
 Ship Weight: 3.0 **S**
 Cube: 2.3

FABRIC PRICE CODES

1	\$165	8	\$271
2	\$178	9	\$288
3	\$190	10	\$305
4	\$203	11	\$322
5	\$220	12	\$339
6	\$237	L	—
7	\$254		

HOW TO SPECIFY

Select Model Number

HWHSP18

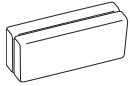
Select Fabric

See page 3

PBLE03



HWHACPS



ARM CUSHION PACK — STANDARD

DIMENSIONS

COM: 1.0
Ship Weight: 4.1
Cube: 3.9

FABRIC PRICE CODES

1	\$200	8	\$359
2	\$219	9	\$384
3	\$238	10	\$410
4	\$257	11	\$435
5	\$283	12	\$460
6	\$308	L	—
7	\$333		

NOTES: Includes both L and R Arm Cushions.

Cushion arm cushions can be replaced or switched out with these cushion packs.

HWHACPP



ARM CUSHION PACK — PILLOW

DIMENSIONS

COM: 1.0
Ship Weight: 5.7
Cube: 3.9

FABRIC PRICE CODES

1	\$200	8	\$359
2	\$219	9	\$384
3	\$238	10	\$410
4	\$257	11	\$435
5	\$283	12	\$460
6	\$308	L	—
7	\$333		

NOTES: Includes both L and R Arm Cushions.

Cushion arm cushions can be replaced or switched out with these cushion packs.

HWHBCPS



BACK CUSHION PACK — STANDARD

DIMENSIONS

COM: 1.5
Ship Weight: 8.1
Cube: 3.9

FABRIC PRICE CODES

1	\$200	8	\$359
2	\$219	9	\$384
3	\$238	10	\$410
4	\$257	11	\$435
5	\$283	12	\$460
6	\$308	L	—
7	\$333		

NOTES: Includes a single Standard Back Cushion.

Cushion backs can be replaced or switched out with these cushion packs.

HWHBCPP



BACK CUSHION PACK — PILLOW

DIMENSIONS

COM: 1.5
Ship Weight: 8.1
Cube: 3.9

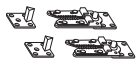
FABRIC PRICE CODES

1	\$200	8	\$359
2	\$219	9	\$384
3	\$238	10	\$410
4	\$257	11	\$435
5	\$283	12	\$460
6	\$308	L	—
7	\$333		

NOTES: Includes a single Pillow Back Cushion.

Cushion backs can be replaced or switched out with these cushion packs.

HWHGB



GANGING BRACKET

DIMENSIONS

Ship Weight: 1.0
Cube: 0.1

LIST PRICE

\$50

HOW TO SPECIFY

Select Model Number	Select Fabric
	See page 3
H W H B C P P .	P B L E 0 3

SCRAMBLE™ OCCASIONAL TABLES



SCRAMBLE™

For every tablet, coffee mug, or notepad there's a need for an occasional table. Don't scramble to find an open meeting room when you can move to where relaxed productivity happens whether it's a lounge, commons, or nook area. Designed to coordinate with any of HON's soft seating lines, Scramble occasional tables fit in any space you need to work comfortably.



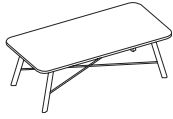
FEATURES

- Select from Soft Rectangle, Soft Square, and Round top shapes.
- Multiple size ranges available from side to large coffee tables.
- Coordinate with any of HON's soft seating series to create a space that works.
- Angled hardwood legs with metal stretcher bars provide a mid-century feel.
- Assorted leg and stretcher bar finishes available to match any aesthetic.

SCRAMBLE™ Options

MODEL OPTIONS

HSCCSR2448LM



Coffee Table
Soft Rectangle

HSCCSS36LM
HSCCSS48LM



Coffee Table
Soft Square

HSCCR36LM
HSCCR48LM



Coffee Table
Round

HSCCESS24LM



End Table
Soft Square

HSCER24LM



End Table
Round

Available Laminates and Corresponding Edge:

Laminate		Edgeband	
Charcoal	S	Charcoal	S
Designer White	LDW1	Designer White	DW
Florence Walnut	LFW1	Florence Walnut	FW
Kingswood Walnut	LKI1	Kingswood Walnut	KI
Lowell Ash	LLA1	Lowell Ash	DL
Natural Maple	D	Natural Maple	D
Natural Recon	LNRI	Natural Recon	NR
Phantom Ecu	LPE1	Phantom Ecu	PE
Pinnacle	PINC	Pinnacle	PINC
Portico Teak	LPT1	Portico Teak	PT
Skyline Walnut	LSW1	Skyline Walnut	SW
Sterling Ash	LSA1	Sterling Ash	SA

WOOD LEG OPTIONS




CODE	DESCRIPTION	PRICE
LFW1	Florence Walnut	+\$0
LKI1	Kingswood Walnut	+\$0
LLA1	Lowell Ash	+\$0
D	Natural Maple	+\$0
LNRI	Natural Recon	+\$0
LPE1	Phantom Ecu	+\$0
PINC	Pinnacle	+\$0
LPT1	Portico Teak	+\$0
LSW1	Skyline Walnut	+\$0
LSA1	Sterling Ash	+\$0

STRETCHER BAR PAINT OPTIONS

CODE	DESCRIPTION	PRICE
Grade P1		
P7A	Textured Charcoal	+\$0
P8V	Textured Titanium	+\$0
Grade P2		
PR5	Champagne Metallic	+\$20
P8X	Solar Black	+\$20



SCRAMBLE™ Laminate Coffee Tables

	DESCRIPTION	MODEL	SHIP WEIGHT	CUBE	LIST PRICE BY LAMINATE GRADE	
					L1	L2
	Coffee Table, Soft Rectangle 24"D x 48"W x 16"H	HSCCSR2448LM	46.5	9.7	\$1250	\$1270
	Coffee Table, Soft Square 36"D x 36"W x 16"H 48"D x 48"W x 16"H	HSCCSS36LM HSCCSS48LM	48.5 80.5	9.0 12.8	\$1200 \$1300	\$1220 \$1320
	Coffee Table, Round 36"D x 16"H 48"D x 16"H	HSCCR36LM HSCCR48LM	41.0 70.0	8.8 12.6	\$1200 \$1300	\$1220 \$1320

HOW TO SPECIFY



<p>Select Model Number</p>	<p>Select Laminate and Edge See page 16</p>	<p>Select Leg Finish See page 16</p>	<p>Select Stretcher Bar Paint Color See page 16</p>
<p>H S C C S R 2 4 4 8 L M .</p>	<p>L S A 1 S A .</p>	<p>L S A 1 .</p>	<p>P 8 V</p>

SCRAMBLE™

Laminate End Tables

OPEN MARKET



	DESCRIPTION	MODEL	SHIP WEIGHT	CUBE	LIST PRICE BY LAMINATE GRADE	
					L1	L2
	End Table, Soft Square 24"W x 24"D x 22"H	HSCSS24LM	34.5	19.0	\$1150	\$1170
	End Table, Round 24"D x 22"H	HSCER24LM	32.0	19.0	\$1150	\$1170

HOW TO SPECIFY

<p>Select Model Number</p> <p>H S C E S S 2 4 L M .</p>	<p>Select Laminate and Edge</p> <p>See page 16</p> <p>L S A 1 S A .</p>	<p>Select Leg Finish</p> <p>See page 16</p> <p>L S A 1 .</p>	<p>Select Stretcher Bar Paint Color</p> <p>See page 16</p> <p>P 8 V</p>
--	--	---	--