

# MOTIVATE®



TABLES

Motivate® Tables and Chairs with Voi® Desks.

## MOTIVATE®

Motivate tables were designed with flexible spaces in mind. Work patterns can change throughout the day. Task areas become collaborative areas. Learning areas become conference areas. Created for HON by designer Wolfgang Deisig, Motivate tables are mobile, lightweight and ready to support the many ways you work — adapting and reacting to your needs with ease. Because flexible spaces make for dynamic workplaces.



## FEATURES

- 1½" thick solid core top is made from durable high-performance particleboard.
- Motivate Tables are available in three base options — fixed, nesting and height adjustable.
- Built-in modular power can be ganged together without any tools.
- Motivate Tables coordinate perfectly with Motivate chairs — an ideal fit for flexible spaces.

# MOTIVATE® TABLES SPECIFYING INFORMATION

## LAMINATE

### L1 LAMINATES ..... CODES

- Woodgrain**
- ◆ Bourbon Cherry ..... **H**
  - ◆ Cognac ..... **COGN**
  - ◆ Florence Walnut ..... **LFW1**
  - ◆ Harvest ..... **C**
  - ◆ Kingswood Walnut ..... **LK11**
  - ◆ Mahogany ..... **N**
  - ◆ Mocha ..... **MOCH**
  - ◆ Natural Maple ..... **D**
  - ◆ Pinnacle ..... **PINC**
  - ◆ Shaker Cherry ..... **F**
  - ◆ Sterling Ash ..... **LSA1**

- Solid**
- ◆ Black ..... **P**
  - ◆ Charcoal ..... **S**
  - ◆ Designer White ..... **LDW1**
  - ◆ Loft ..... **LOFT**

- Patterned**
- ◆ Sheer Mesh ..... **A5**
  - ◆ Silver Mesh ..... **B9**
  - ◆ Steel Mesh ..... **A9**
  - ◆ Canyon Zephyr ..... **K9**
  - ◆ Desert Zephyr ..... **K8**
  - ◆ Shadow Zephyr ..... **K1**
  - ◆ Gray ..... **G2**
  - ◆ White ..... **G1**
  - ◆ Whitestone ..... **K4**

### L2 LAMINATES ..... CODES

- Woodgrain**
- ◆ Lowell Ash ..... **LLA1**
  - ◆ Natural Recon ..... **LNR1**
  - ◆ Phantom Ecu ..... **LPE1**
  - ◆ Portico Teak ..... **LPT1**
  - ◆ Skyline Walnut ..... **LSW1**

## EDGE BAND

### EDGE BAND 2MM ..... CODES

- ◆ Black ..... **P**
- ◆ Bourbon Cherry ..... **H**
- ◆ Charcoal ..... **S**
- ◆ Cognac ..... **COGN**
- ◆ Designer White ..... **DW**
- ◆ Florence Walnut ..... **FW**
- ◆ Greige ..... **R**
- ◆ Harvest ..... **C**
- ◆ Kingswood Walnut ..... **KI**
- ◆ Loft ..... **LOFT**
- ◆ Lowell Ash ..... **DL**
- ◆ Mahogany ..... **N**
- ◆ Mocha ..... **MOCH**
- ◆ Muslin ..... **T**
- ◆ Natural Maple ..... **D**
- ◆ Natural Recon ..... **NR**
- ◆ Phantom Ecu ..... **PE**
- ◆ Pinnacle ..... **PINC**
- ◆ Platinum ..... **K**
- ◆ Portico Teak ..... **DP**
- ◆ Shadow \* ..... **SHDW**
- ◆ Shaker Cherry ..... **F**
- ◆ Skyline Walnut ..... **SW**
- ◆ Sterling Ash ..... **SA**

## ERGO

### ERGO-EDGE ..... CODES

- ◆ Black ..... **P**
- ◆ Platinum ..... **K**

## PAINT

### PAINT ..... CODES

- P1**
- ◆ Black ..... **P**
  - ◆ Brownstone ..... **P7D**
  - ◆ Charcoal ..... **S**
  - ◆ Designer White ..... **PJW**
  - ◆ Fossil ..... **P28**
  - ◆ Greige ..... **T5**
  - ◆ Loft ..... **LOFT**
  - ◆ Muslin ..... **T3**
  - ◆ Putty ..... **L**
  - ◆ Textured Black ..... **BLCK**
  - ◆ Titanium ..... **P8T**
- P2**
- ◆ Champagne Metallic ..... **T4**
  - ◆ Platinum Metallic ..... **T1**
  - ◆ Silver ..... **PR6**
  - ◆ Solar Black ..... **P8X**
  - ◆ Textured Platinum ..... **PLAT**
  - ◆ Textured Silver ..... **PR8**
- P3**
- ◆ Atom ..... **P8S**
  - ◆ Bullseye ..... **PJF**
  - ◆ Ember ..... **P8P**
  - ◆ Ion ..... **P8N**
  - ◆ Iris ..... **P8J**
  - ◆ Krypton ..... **P8F**
  - ◆ Regatta ..... **P8M**

### Recommended Edgeband Color Selection:





Laminate		Edgeband	
Bourbon Cherry	<b>H</b>	Bourbon Cherry	<b>H</b>
Cognac	<b>COGN</b>	Cognac	<b>COGN</b>
Florence Walnut	<b>LFW1</b>	Florence Walnut	<b>FW</b>
Harvest	<b>C</b>	Harvest	<b>C</b>
Kingswood Walnut	<b>LK11</b>	Kingswood Walnut	<b>KI</b>
Mahogany	<b>N</b>	Mahogany	<b>N</b>
Mocha	<b>MOCH</b>	Mocha	<b>MOCH</b>
Natural Maple	<b>D</b>	Natural Maple	<b>D</b>
Pinnacle	<b>PINC</b>	Pinnacle	<b>PINC</b>
Shaker Cherry	<b>F</b>	Shaker Cherry	<b>F</b>
Sterling Ash	<b>LSA1</b>	Sterling Ash	<b>SA</b>
Black	<b>P</b>	Black	<b>P</b>
Charcoal	<b>S</b>	Charcoal	<b>S</b>
Designer White	<b>LDW1</b>	Designer White	<b>DW</b>
Whitestone	<b>K4</b>	Muslin	<b>T</b>
Sheer Mesh	<b>A5</b>	Muslin	<b>T</b>
Silver Mesh	<b>B9</b>	Loft	<b>LOFT</b>
Steel Mesh	<b>A9</b>	Charcoal	<b>S</b>
Canyon Zephyr	<b>K9</b>	Greige	<b>R</b>
Desert Zephyr	<b>K8</b>	Greige	<b>R</b>
Shadow Zephyr	<b>K1</b>	Loft	<b>LOFT</b>
Gray	<b>G2</b>	Charcoal	<b>S</b>
White	<b>G1</b>	Charcoal	<b>S</b>
Lowell Ash	<b>LLA1</b>	Lowell Ash	<b>DL</b>
Natural Recon	<b>LNR1</b>	Natural Recon	<b>NR</b>
Phantom Ecu	<b>LPE1</b>	Phantom Ecu	<b>PE</b>
Portico Teak	<b>LPT1</b>	Portico Teak	<b>DP</b>
Skyline Walnut	<b>LSW1</b>	Skyline Walnut	<b>SW</b>
Loft	<b>LOFT</b>	Loft	<b>LOFT</b>

◆◆◆ For lead time information see page 19.  
\* De-emphasized



Icon Legend on page 19

# MOTIVATE® Fixed Height Tables

DESCRIPTION	MODEL	SHIP WEIGHT	CUBE	LIST PRICE BY LAMINATE GRADE				
				"G" 2MM EDGE		"R" ERGO EDGE		
				L1	L2	L1	L2	
<b>Rectangular Tables, Fixed Base</b>								
 72"W x 18"D	HMVR-1872(?) -FX	80	6.6	\$945	\$960	\$1253	\$1268	
60"W x 18"D	HMVR-1860(?) -FX	70	6.0	\$869	\$884	\$1136	\$1151	
48"W x 18"D	HMVR-1848(?) -FX	54	5.3	\$861	\$871	\$1101	\$1111	
 96"W x 24"D	HMVR-2496(?) -FX	118	8.8	\$1211	\$1236	N/A	N/A	
84"W x 24"D	HMVR-2484(?) -FX	109	8.1	\$1161	\$1186	N/A	N/A	
72"W x 24"D	HMVR-2472(?) -FX	96	7.3	\$965	\$985	\$1288	\$1308	
66"W x 24"D	HMVR-2466(?) -FX	90	7.3	\$946	\$966	N/A	N/A	
60"W x 24"D	HMVR-2460(?) -FX	83	6.6	\$924	\$944	\$1217	\$1237	
54"W x 24"D	HMVR-2454(?) -FX	71	6.6	\$907	\$927	N/A	N/A	
48"W x 24"D	HMVR-2448(?) -FX	65	5.8	\$887	\$902	\$1149	\$1164	
42"W x 24"D	HMVR-2442(?) -FX	60	5.4	\$867	\$882	N/A	N/A	
36"W x 24"D	HMVR-2436(?) -FX	54	5.1	\$852	\$867	N/A	N/A	
96"W x 30"D	HMVR-3096(?) -FX	145	10.7	\$1311	\$1336	N/A	N/A	
84"W x 30"D	HMVR-3084(?) -FX	131	10.7	\$1299	\$1324	N/A	N/A	
72"W x 30"D	HMVR-3072(?) -FX	115	9.8	\$1051	\$1071	\$1394	\$1414	
66"W x 30"D	HMVR-3066(?) -FX	108	9.8	\$1022	\$1042	N/A	N/A	
60"W x 30"D	HMVR-3060(?) -FX	100	8.9	\$997	\$1017	\$1312	\$1332	
54"W x 30"D	HMVR-3054(?) -FX	87	8.9	\$976	\$996	N/A	N/A	
48"W x 30"D	HMVR-3048(?) -FX	80	7.9	\$964	\$979	\$1240	\$1255	
42"W x 30"D	HMVR-3042(?) -FX	73	7.4	\$941	\$956	N/A	N/A	
36"W x 30"D	HMVR-3036(?) -FX	65	6.9	\$921	\$936	N/A	N/A	
72"W x 36"D	HMVR-3672(?) -FX	131	10.8	\$1204	\$1229	N/A	N/A	
60"W x 36"D	HMVR-3660(?) -FX	114	9.7	\$1116	\$1141	N/A	N/A	
48"W x 36"D	HMVR-3648(?) -FX	91	9.7	\$1043	\$1063	N/A	N/A	
<b>Half-Round Tables, Fixed Base</b>								
 72"W x 36"D	HMVH-3672(?) -FX	103	10.8	\$1254	\$1279	N/A	N/A	
60"W x 30"D	HMVH-3060(?) -FX	75	7.6	\$977	\$1002	\$1312	\$1337	
48"W x 24"D	HMVH-2448(?) -FX	56	5.8	\$912	\$932	\$1195	\$1215	
<b>Trapezoid Tables, Fixed Base</b>								
 72"W x 36"D	HMVT-3672(?) -FX	91	10.8	\$1275	\$1300	N/A	N/A	
60"W x 30"D	HMVT-3060(?) -FX	66	7.6	\$986	\$1011	\$1326	\$1351	
48"W x 24"D	HMVT-2448(?) -FX	56	5.8	\$931	\$951	\$1216	\$1236	

TABLES

**NOTES:**

- Specification includes top and base, however, top and base are boxed separately.
- Ergo edge is a bullnose on user side and 3mm on all other sides.
- Tops are 1 1/8" thick.
- Fixed Height base is standard 29 1/2" worksurface height.
- See grommet matrix on page 758 for grommet location/placement.
- 36"-42" tops and all half-round and trapezoid tops standard with one 3" round grommet, 48"-96" tops standard with two 3" round grommets. When G1 grommet is selected, all tops standard with one cutout.

**Edge Treatments**

• HOW TO ORDER

- 1) Select desired model numbers.
- 2) Select desired top edge treatment.
- 3) Replace the (?) after each model number with the suffix representing the chosen top edge treatment.



"G" 2MM Edge



"R" Ergo Edge

**HOW TO SPECIFY**

Select Model Number	Select Grommet Option	Select Laminate	Select Edge Color	Select Caster/Glide Option	Select Base Paint Color
	<b>N</b> No Grommet <b>G</b> Grommet (\$15 upcharge PER grommet) <b>G1</b> Electrical Port (\$40 upcharge)	See page 752	See page 752	<b>C</b> Multi-Surface Caster <b>G</b> Glide	See page 752 \$20 upcharge per model, for P2 paint
HMVR-1872G-FX	N	C	C	T	C




# MOTIVATE® Nesting Tables

GSA SIN 33721



Icon Legend on page 19

TABLES

DESCRIPTION	MODEL	SHIP WEIGHT	CUBE	LIST PRICE BY LAMINATE GRADE			
				"G" 2MM EDGE		"R" ERGO EDGE	
				L1	L2	L1	L2
<b>Rectangular Nesting Tables</b>							
 72"W x 18"D	HMVR-1872(?) -NS	90	8.5	\$1244	\$1259	\$1552	\$1567
60"W x 18"D	HMVR-1860(?) -NS	79	7.6	\$1164	\$1179	\$1415	\$1430
48"W x 18"D	HMVR-1848(?) -NS	60	6.5	\$1159	\$1169	\$1394	\$1404
96"W x 24"D	HMVR-2496(?) -NS	134	11.4	\$1490	\$1515	N/A	N/A
84"W x 24"D	HMVR-2484(?) -NS	122	10.4	\$1460	\$1485	N/A	N/A
72"W x 24"D	HMVR-2472(?) -NS	106	9.2	\$1264	\$1284	\$1587	\$1607
66"W x 24"D	HMVR-2466(?) -NS	100	9.1	\$1241	\$1261	N/A	N/A
60"W x 24"D	HMVR-2460(?) -NS	92	8.2	\$1219	\$1239	\$1512	\$1532
54"W x 24"D	HMVR-2454(?) -NS	80	8.2	\$1206	\$1226	N/A	N/A
48"W x 24"D	HMVR-2448(?) -NS	73	7.2	\$1180	\$1195	\$1442	\$1457
42"W x 24"D	HMVR-2442(?) -NS	67	6.6	\$1162	\$1177	N/A	N/A
36"W x 24"D	HMVR-2436(?) -NS	60	6.3	\$1145	\$1160	N/A	N/A
96"W x 30"D	HMVR-3096(?) -NS	161	13.3	\$1631	\$1656	N/A	N/A
84"W x 30"D	HMVR-3084(?) -NS	144	13.0	\$1619	\$1644	N/A	N/A
72"W x 30"D	HMVR-3072(?) -NS	125	11.7	\$1371	\$1391	\$1714	\$1734
66"W x 30"D	HMVR-3066(?) -NS	118	11.6	\$1338	\$1358	N/A	N/A
60"W x 30"D	HMVR-3060(?) -NS	109	10.5	\$1313	\$1333	\$1614	\$1634
54"W x 30"D	HMVR-3054(?) -NS	96	10.5	\$1296	\$1316	N/A	N/A
48"W x 30"D	HMVR-3048(?) -NS	88	9.3	\$1278	\$1293	\$1554	\$1569
42"W x 30"D	HMVR-3042(?) -NS	80	8.1	\$1257	\$1272	N/A	N/A
36"W x 30"D	HMVR-3036(?) -NS	71	8.1	\$1235	\$1250	N/A	N/A
72"W x 36"D	HMVR-3672(?) -NS	141	12.7	\$1524	\$1549	N/A	N/A
60"W x 36"D	HMVR-3660(?) -NS	123	11.3	\$1432	\$1457	N/A	N/A
48"W x 36"D	HMVR-3648(?) -NS	99	11.1	\$1357	\$1377	N/A	N/A
<b>Half-Round Nesting Tables</b>							
 72"W x 36"D	HMVH-3672(?) -NS	111	12.2	\$1568	\$1593	N/A	N/A
60"W x 30"D	HMVH-3060(?) -NS	82	8.8	\$1352	\$1377	\$1687	\$1712
48"W x 24"D	HMVH-2448(?) -NS	62	7.0	\$1205	\$1225	\$1488	\$1508
<b>Trapezoid Nesting Tables</b>							
 72"W x 36"D	HMVT-3672(?) -NS	98	12.0	\$1591	\$1616	N/A	N/A
60"W x 30"D	HMVT-3060(?) -NS	72	8.8	\$1279	\$1304	\$1606	\$1631
48"W x 24"D	HMVT-2448(?) -NS	57	7.0	\$1232	\$1252	\$1509	\$1529

**NOTES:**

- Ergo edge is a bullnose on user side and 3mm on all other sides.
- Tops are 1 1/8" thick.
- Specification includes top and base, however, top and base are boxed separately.
- See grommet matrix on page 758 for grommet location/placement.
- 36"-42" tops and all half-round and trapezoid tops standard with one 3" round grommet, 48"-96" tops standard with two 3" round grommets. When G1 grommet is selected, all tops standard with one cutout.

**Edge Treatments**

• HOW TO ORDER

- Select desired model numbers.
- Select desired top edge treatment.
- Replace the (?) after each model number with the suffix representing the chosen top edge treatment.



"G" 2MM Edge



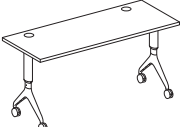

"R" Ergo Edge

**HOW TO SPECIFY**

Select Model Number	Select Grommet Option	Select Laminate	Select Edge Color	Select Caster/Glide Option	Select Base Paint Color
<p>N No Grommet G Grommet (\$15 upcharge PER grommet) G1 Electrical Port (\$40 upcharge)</p>	See page 752	See page 752	See page 752	<p>C Multi-Surface Caster G Glide</p>	See page 752 \$20 upcharge per model, for P2 paint
HMVR-1872G-NS	N	C	C	C	T1



# MOTIVATE® Adjustable Height Tables

DESCRIPTION	MODEL	SHIP WEIGHT	CUBE	LIST PRICE BY LAMINATE GRADE			
				"G" 2MM EDGE		"R" ERGO EDGE	
				L1	L2	L1	L2
<b>Rectangular Tables, Adjustable Height Base</b>							
 72"W x 18"D	<b>HMVR-1872(?) -AH</b>	83	6.6	\$1231	\$1246	\$1539	\$1554
60"W x 18"D	<b>HMVR-1860(?) -AH</b>	73	6.0	\$1155	\$1170	\$1422	\$1437
48"W x 18"D	<b>HMVR-1848(?) -AH</b>	57	5.3	\$1147	\$1157	\$1387	\$1397
 72"W x 24"D	<b>HMVR-2472(?) -AH</b>	99	7.3	\$1251	\$1271	\$1574	\$1594
66"W x 24"D	<b>HMVR-2466(?) -AH</b>	93	7.3	\$1232	\$1252	N/A	N/A
60"W x 24"D	<b>HMVR-2460(?) -AH</b>	86	6.6	\$1210	\$1230	\$1503	\$1523
54"W x 24"D	<b>HMVR-2454(?) -AH</b>	74	6.6	\$1193	\$1213	N/A	N/A
48"W x 24"D	<b>HMVR-2448(?) -AH</b>	68	5.8	\$1173	\$1188	\$1435	\$1450
42"W x 24"D	<b>HMVR-2442(?) -AH</b>	63	5.4	\$1153	\$1168	N/A	N/A
36"W x 24"D	<b>HMVR-2436(?) -AH</b>	57	5.1	\$1138	\$1153	N/A	N/A
72"W x 30"D	<b>HMVR-3072(?) -AH</b>	118	9.8	\$1358	\$1378	\$1701	\$1721
66"W x 30"D	<b>HMVR-3066(?) -AH</b>	111	9.8	\$1329	\$1349	N/A	N/A
60"W x 30"D	<b>HMVR-3060(?) -AH</b>	103	8.9	\$1304	\$1324	\$1619	\$1639
54"W x 30"D	<b>HMVR-3054(?) -AH</b>	90	8.9	\$1283	\$1303	N/A	N/A
48"W x 30"D	<b>HMVR-3048(?) -AH</b>	83	7.9	\$1271	\$1286	\$1547	\$1562
42"W x 30"D	<b>HMVR-3042(?) -AH</b>	76	7.4	\$1248	\$1263	N/A	N/A
36"W x 30"D	<b>HMVR-3036(?) -AH</b>	68	6.9	\$1228	\$1243	N/A	N/A
72"W x 36"D	<b>HMVR-3672(?) -AH</b>	134	10.8	\$1511	\$1536	N/A	N/A
60"W x 36"D	<b>HMVR-3660(?) -AH</b>	117	9.7	\$1423	\$1448	N/A	N/A
48"W x 36"D	<b>HMVR-3648(?) -AH</b>	94	9.7	\$1350	\$1370	N/A	N/A

TABLES

**NOTES:**

- Ergo edge is a bullnose on user side and 3mm on all other sides.
  - Tops are 1/8" thick.
  - Specification includes top and base, however, top and base are boxed separately.
  - Seated height adjustment from 27 1/2" - 32 1/2" in 1" increments.
  - See grommet matrix on page 758 for grommet location/placement.
  - 36"-42" tops and all half-round and trapezoid tops standard with one 3" round grommet, 48"-96" tops standard with two 3" round grommets. When G1 grommet is selected, all tops standard with one cutout.
- !** No tool required, adjustable bases have ratchet style adjustment mechanism.

**Edge Treatments**

**HOW TO ORDER**

- Select desired model numbers.
- Select desired top edge treatment.
- Replace the (?) after each model number with the suffix representing the chosen top edge treatment.



"G" 2MM Edge



"R" Ergo Edge

**HOW TO SPECIFY**

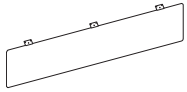
<p><b>Select Model Number</b></p>	<p><b>Select Grommet Option</b></p> <p><b>N</b> No Grommet <b>G</b> Grommet (\$15 upcharge <b>PER</b> grommet) <b>G1</b> Electrical Port (\$40 upcharge)</p>	<p><b>Select Laminate</b></p> <p>See page 752</p>	<p><b>Select Edge Color</b></p> <p>See page 752</p>	<p><b>Select Caster/Glide Option</b></p> <p><b>C</b> Multi-Surface Caster <b>G</b> Glide</p>	<p><b>Select Base Paint Color</b></p> <p>See page 752 \$20 upcharge per model, for P2 paint</p>
<p>H M V R - 1 8 7 2 G - A H .</p>	<p>N .</p>	<p>C .</p>	<p>C .</p>	<p>C .</p>	<p>P .</p>

# MOTIVATE® Shared Components

GSA SIN 33721



Icon Legend on page 19



DESCRIPTION	MODEL	SHIP WEIGHT	CUBE	LIST PRICE BY PAINT GRADE	
				P1	P2
<b>Universal Modesty Panel</b>					
For 96"W Motivate® Tables	<b>HMTUMOD86</b>	21	4.8	<b>\$280</b>	<b>\$300</b>
For 84"W Motivate® Tables	<b>HMTUMOD74</b>	20	4.4	<b>\$269</b>	<b>\$289</b>
For 72"W Motivate® Tables	<b>HMTUMOD62</b>	17	3.6	<b>\$259</b>	<b>\$279</b>
For 66"W Motivate® Tables	<b>HMTUMOD56</b>	16	3.4	<b>\$251</b>	<b>\$271</b>
For 60"W Motivate® Tables	<b>HMTUMOD50</b>	14	3.1	<b>\$242</b>	<b>\$262</b>
For 54"W Motivate® Tables	<b>HMTUMOD44</b>	12	2.5	<b>\$231</b>	<b>\$251</b>
For 48"W Motivate® Tables	<b>HMTUMOD38</b>	11	2.2	<b>\$220</b>	<b>\$240</b>
For 42"W Motivate® Tables	<b>HMTUMOD32</b>	9	1.9	<b>\$211</b>	<b>\$231</b>
For 36"W Motivate® Tables	<b>HMTUMOD26</b>	8	1.7	<b>\$202</b>	<b>\$222</b>

**NOTES:**

- Modesty Panels are hinged to nest along with Nesting Tables. Modesty Panels can be used with all base types.
- ! Use field installed Table Modesty Panels with all table widths 36"-96". Cannot be used with Half-Round or Trapezoid tables.

TABLES

## HOW TO SPECIFY

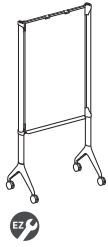
<p><b>Select Model Number</b></p>	<p><b>Select Paint Color</b></p> <p>See page 752</p> <p>\$20 upcharge per model, for P2 paint</p>
<p>H M T U M O D 8 6 .</p>	<p>T 1</p>



Icon Legend on page 19

# MOTIVATE® Shared Components

TABLES



**DESCRIPTION**

**Mobile Markerboard**

36"W x 72"H  
30"W x 72"H

Actual Markerboard size:  
HMVMB-3672WW – 36¼"W x 42"H  
HMVMB-3072WW – 30¼"W x 42"H

NOTES: 2-Sided Mobile Markerboard is porcelain over steel with four locking casters. Mobile Markerboard includes marker tray and flip-chart paper clips.

Porcelain Markerboard cleaning instructions: For everyday cleaning, use Clorox wipes. Use a citrus cleaner if a permanent marker is used by accident.

ⓘ A citrus cleaner is not recommended for everyday use as it leaves residue.

ⓘ \$20 list upcharge for P2 paint.

**Specify Model.Base.Casters.Paint SPECIFYING EXAMPLE: HMVMB-3072WW.C.P**

**MODEL**

**SHIP WEIGHT**

**CUBE**

**LIST PRICE**

HMVMB-3672WW	59	7.9	\$1468
HMVMB-3072WW	53	7.1	\$1442



**Presentation Cart, Concave Front, Fixed Leg**

18"D x 30"W x 35"H, 2mm Edge  
18"D x 30"W x 35"H, Ergo Edge

NOTES: Presentation Cart tops are 1⅝" thick with a concave user side. Choose from a 2mm or Ergo edge.

ⓘ \$10 list upcharge for L2 laminates.

**Specify Model.Caster.TopLaminate.EdgeColor.Paint SPECIFYING EXAMPLE: HMVPCF-1830G.C.D.D.TI**

**HMVPCF-1830G**

38

3.9

**\$901**

**HMVPCF-1830R**

38

3.9

**\$1220**



**Presentation Cart, Concave Front, Seated Height Adjustable-Leg**

18"D x 30"W x 27½"-34½"H, 2mm Edge  
18"D x 30"W x 27½"-34½"H, Ergo Edge

NOTES: Presentation Cart tops are 1⅝" thick with a concave user side. Choose from a 2mm or Ergo edge.

ⓘ \$10 list upcharge for L2 laminates.

**Specify Model.Caster.TopLaminate.EdgeColor.Paint SPECIFYING EXAMPLE: HMVPCA1-1830G.C.D.D.TI**

**HMVPCA1-1830G**

40

3.9

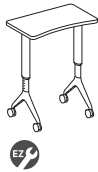
**\$1188**

**HMVPCA1-1830R**

40

3.9

**\$1522**



**Presentation Cart, Concave Front, Standing-Height Adjustable-Leg**

18"D x 30"W x 31½"-38½"H, 2mm Edge  
18"D x 30"W x 31½"-38½"H, Ergo Edge

NOTES: Presentation Cart tops are 1⅝" thick with a concave user side. Choose from a 2mm or Ergo edge.

ⓘ \$10 list upcharge for L2 laminates.

**Specify Model.Caster.TopLaminate.EdgeColor.Paint SPECIFYING EXAMPLE: HMVPCA1-1830G.C.D.D.TI**

**HMVPCA2-1830G**

42

3.9

**\$1188**

**HMVPCA2-1830R**

42

3.9

**\$1522**



**Presentation Cart, Modesty Panel**

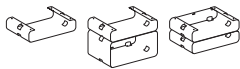
**Specify Model.Paint SPECIFYING EXAMPLE: HMVPC-MP.P**

**HMVPC-MP**

6

1.4

**\$183**



**Presentation Cart, Storage Shelves**

Single, 4" Open Back  
Double, 4" Open Back / 4" Closed Back  
Double, 4" Open Back / 9" Closed Back  
Single, 4" Closed Back  
Double, 4" Closed Back / 4" Closed Back  
Double, 4" Closed Back / 9" Closed Back

NOTES: Storage Shelves for Presentation Carts are available in three preconfigured sizes and may be used on fixed or adjustable height models.

**Specify Model.Paint SPECIFYING EXAMPLE: HMVPCSS-40.TI**

**HMVPCSS-40**

8

1.4

**\$93**

**HMVPCSS-404C**

17

2.6

**\$191**

**HMVPCSS-409C**

20

3.6

**\$298**

**HMVPCSS-4C**

9

1.4

**\$101**

**HMVPCSS-4C4C**

18

2.6

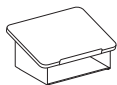
**\$199**

**HMVPCSS-4C9C**

21

3.6

**\$306**



OPEN MARKET

**Presentation Cart Desk Top Lectern, 2mm Edge**

NOTES: Desk Top Lectern may be used on the Presentation Cart or is removable for use on table tops.

ⓘ \$15 list upcharge for L2 laminates.

ⓘ Desktop Lectern only available with 2mm edge.

**Specify Model.LaminateTop.EdgeColor.Paint SPECIFYING EXAMPLE: HMVPC-DTLG.D.D.TI**

**HMVPC-DTLG**

16

2.4

**\$343**

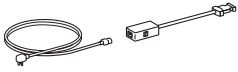
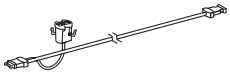
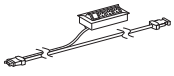




## HOW TO SPECIFY

Select Model Number

H M V M B - 3 6 7 2 W W



# INTERLINK IQ ELECTRICAL

	DESCRIPTION	MODEL	SHIP WEIGHT	CUBE	LIST PRICE
	<b>Power Base In-Feed</b> • 12 amp circuit breaker is built in to the Power Base In-Feed	<b>HQB</b>	2.0 <b>\$</b>	0.2	<b>\$520</b>
	<b>Power Harness – 1' Power Hub, 3'' Round Grommet Mount</b>	<b>HQH1-3</b>	2.0 <b>\$</b>	0.2	<b>\$169</b>
	<b>Power Harness – 5' Power Hub, 3'' Round Grommet Mount</b>	<b>HQH5-3</b>	2.0 <b>\$</b>	0.2	<b>\$190</b>
	<b>Power Harness – 5' with 4'' x 8'' Pop-Up Port</b>	<b>HQH5-P</b>	3.0 <b>\$</b>	0.3	<b>\$370</b>
	<b>Power Jumper – 3'</b>	<b>HQJ3</b>	2.0 <b>\$</b>	0.2	<b>\$105</b>
	<b>Ganging Hardware</b> • Includes two ganging links and two screws • No color designator when specifying. <i>Example: HMAGANG.</i>	<b>HMAGANG</b>	1.0 <b>\$</b>	0.1	<b>\$89</b>
	<b>Cable Management Troughs</b> 17''W – Single 17''W – 10-Pack NOTES: For additional information see page 852.	<b>HCTROUGH17</b> <b>HCTROUGH1710</b>	2.7 <b>\$</b> 14.0 <b>\$</b>	0.5 0.5	<b>\$67</b> <b>\$620</b>

TABLES

## Specification guide for IQ Electrical on Motivate® tables

Determine table width, the type of power access being used (3" grommet or 4x8 pop-up) and the desired number per table (Columns 1, 2 or 3). The table will then identify the type and quantity of components needed per table along with the maximum table run. Note that this is in addition to the Power base in-feed which is needed for each run. For example, a 48"W table with two 3" power grommets per table will require (1) HQH5-3 harness and (1) HQH1-3 harness per table with a maximum run of four tables.

Top Width	POWER ONE (1) PER TABLE 3" ROUND POWER GROMMET		POWER TWO (2) PER TABLE 3" ROUND POWER GROMMETS		POWER ONE (1) PER TABLE 4x8 POP-UP PORT	
36"	(1) HQH5-3	<b>8</b> Table Run Maximum	N/A	N/A	(1) HQH5-P	<b>8</b> Max Table Run
42"	(1) HQH5-3	<b>8</b> Table Run Maximum	N/A	N/A	(1) HQH5-P	<b>8</b> Max Table Run
48"	(1) HQH5-3	<b>8</b> Table Run Maximum	(1) HQH5-3 (1) HQH1-3	<b>4</b> Max Table Run	(1) HQH5-P	<b>8</b> Max Table Run
54"	(1) HQH5-3	<b>8</b> Table Run Maximum	(1) HQH5-3 (1) HQH1-3	<b>4</b> Max Table Run	(1) HQH5-P	<b>8</b> Max Table Run
60"	(1) HQH5-3	<b>8</b> Table Run Maximum	(1) HQH5-3 (1) HQH1-3	<b>4</b> Max Table Run	(1) HQH5-P	<b>8</b> Max Table Run
66"	(1) HQH5-3 (1) HQJ3	<b>4</b> Table Run Maximum	(1) HQH5-3 (1) HQH1-3	<b>4</b> Max Table Run	(1) HQH5-P (1) HQJ3	<b>4</b> Max Table Run
72"	(1) HQH5-3 (1) HQJ3	<b>4</b> Table Run Maximum	(1) HQH5-3 (1) HQH1-3	<b>4</b> Max Table Run	(1) HQH5-P (1) HQJ3	<b>4</b> Max Table Run
84"	(1) HQH5-3 (1) HQJ3	<b>4</b> Table Run Maximum	(2) HQH5-3	<b>4</b> Max Table Run	(1) HQH5-P (1) HQJ3	<b>4</b> Max Table Run
96"	(1) HQH5-3 (1) HQJ3	<b>4</b> Table Run Maximum	(2) HQH5-3	<b>4</b> Max Table Run	(1) HQH5-P (1) HQJ3	<b>4</b> Max Table Run
Half-Round (all sizes)	(1) HQH1-3	<b>2</b> Tables Maximum	N/A	N/A	(1) HQH5-P	<b>2</b> Max Table Run
Trapezoid (all sizes)	(1) HQH5-3	<b>8</b> Table Run Maximum	N/A	N/A	(1) HQH5-P	<b>8</b> Max Table Run

### NOTES:

- Interlink IQ Electrical is a pluggable, single circuit electrical system.
- All electrical models include wire management clips and hardware.
- Interlink IQ Electrical is non-sequential/non-directional.
- Interlink IQ Electrical is UL Recognized as a Powered Table System and meets the requirements of UL 962 when paired with Motivate® or Huddle tables.

❗ 40' maximum run, or no more than 8 units, whichever comes first. Interlink IQ system will automatically shut off if maximum requirements are exceeded. Maximum run is based upon electrical harness width, not table width.

## HOW TO SPECIFY

Select  
Model Number

H Q J 3

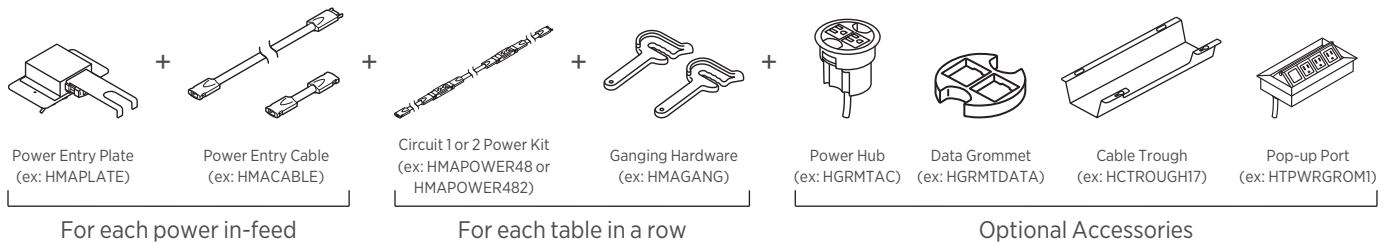


# 4-TRAC HARDWIRE ELECTRICAL SYSTEM

## 4-Trac Electrical System

The 4-Trac Electrical System is a UL-recognized Manufactured Wiring System that seamlessly passes power from one worksurface to another. This low-profile non-sequential electrical system allows tables to be “daisy-chained” together in any desired order and allows users to reconfigure quickly due to simple connectable/disconnectable links.

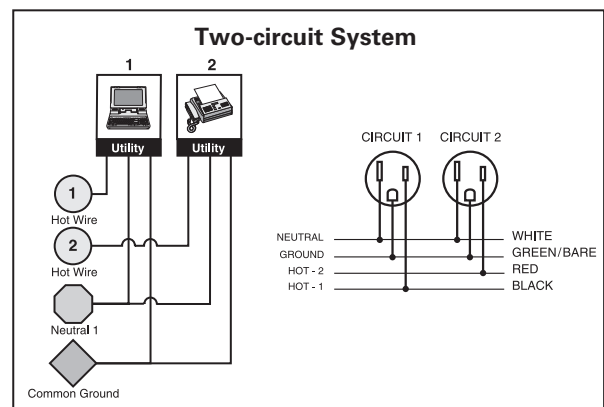
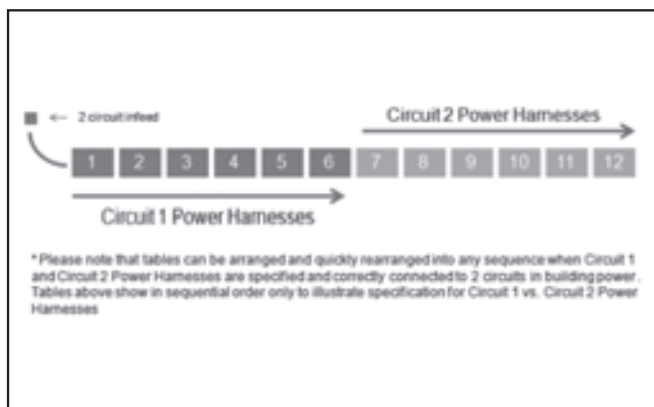
- Meets requirements of UL 183 and National Electric Code Article 604
- 4-Wires, 2-circuits, 20 Amps each (Circuit 1 and Circuit 2 only)
- 13 Duplex Receptacles per circuit, 26, 15 Amp Duplex receptacle per power in-feed
- Electrical system attaches directly to underside of worksurface with included brackets
- Up to twelve tables can be linked together



TABLES

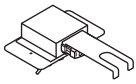
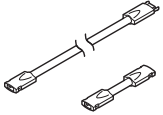


## Steps for Electrical Specifications:

- Determine how many rows of tables are needed and order the following:
  - One HMAPLATE per row (or power in-feed)
  - One HMACABLE per row (or power in-feed)
- Order one power harness per table in each row
  - For 1-6 tables in a row (see illustration 1)
    - Order Circuit 1 Power Harnesses (ex. If powering six 24x60 tables order six sets of HMAPOWER60)
  - For 7-12 tables in a row (see illustration 1)
    - Order Circuit 1 Power Harness for first six tables and Circuit 2 Power Harness for remaining tables (ex. If powering eight 24x60 tables, order six sets of HMAPOWER60 and two sets of HMAPOWER602)
- Order one set of ganging hardware per table (ex. HMAGANG)
- Determine which accessories are needed:
  - Power Hub model HGRMTAC — to access power at worksurface.
  - Data Grommet model HGRMTDATA — to access data at worksurface.
  - Wire Management strips model HBTMS — for vertical and horizontal wire management.



# 4-TRAC HARDWIRE ELECTRICAL SYSTEM

Icon Legend on page 19

	DESCRIPTION	MODEL	SHIP WEIGHT	CUBE	LIST PRICE
	<b>Power Entry Plate</b>	<b>HMAPLATE</b>	1.0	0.2	<b>\$93</b>
	<b>Power Entry Cable</b> • 6' power entry cable with male/female adapter. • Connects table to power entry plate.	<b>HMACABLE</b>	1.8	0.2	<b>\$144</b>
	<b>Power Jumper Cable</b> To connect tables front to front	<b>HMAJUMP</b>	0.5	0.3	<b>\$49</b>
	<b>Circuit 1 Power Kit for 36" W Table</b>	<b>HMAPOWER36</b>	1.5	0.3	<b>\$261</b>
	<b>Circuit 1 Power Kit for 42" W Table</b>	<b>HMAPOWER42</b>	1.8	0.3	<b>\$264</b>
	<b>Circuit 1 Power Kit for 48" W Table</b>	<b>HMAPOWER48</b>	1.8	0.3	<b>\$266</b>
	<b>Circuit 1 Power Kit for 54" W Table</b>	<b>HMAPOWER54</b>	2.0	0.3	<b>\$272</b>
	<b>Circuit 1 Power Kit for 60" W Table</b>	<b>HMAPOWER60</b>	2.0	0.3	<b>\$276</b>
	<b>Circuit 1 Power Kit for 66" W Table</b>	<b>HMAPOWER66</b>	2.2	0.3	<b>\$279</b>
	<b>Circuit 1 Power Kit for 72" W Table</b>	<b>HMAPOWER72</b>	2.2	0.3	<b>\$281</b>
	<b>Circuit 1 Power Kit for 84" W Table</b>	<b>HMAPOWER84</b>	2.4	0.3	<b>\$291</b>
	<b>Circuit 1 Power Kit for 96" W Table</b>	<b>HMAPOWER96</b>	2.6	0.3	<b>\$300</b>
	<b>Circuit 2 Power Kit for 36" W Table</b>	<b>HMAPOWER362</b>	1.5	0.3	<b>\$261</b>
	<b>Circuit 2 Power Kit for 42" W Table</b>	<b>HMAPOWER422</b>	1.8	0.3	<b>\$264</b>
	<b>Circuit 2 Power Kit for 48" W Table</b>	<b>HMAPOWER482</b>	1.8	0.3	<b>\$266</b>
	<b>Circuit 2 Power Kit for 54" W Table</b>	<b>HMAPOWER542</b>	2.0	0.3	<b>\$272</b>
	<b>Circuit 2 Power Kit for 60" W Table</b>	<b>HMAPOWER602</b>	2.0	0.3	<b>\$276</b>
<b>Circuit 2 Power Kit for 66" W Table</b>	<b>HMAPOWER662</b>	2.2	0.3	<b>\$279</b>	
<b>Circuit 2 Power Kit for 72" W Table</b>	<b>HMAPOWER722</b>	2.2	0.3	<b>\$281</b>	
<b>Circuit 2 Power Kit for 84" W Table</b>	<b>HMAPOWER842</b>	2.4	0.3	<b>\$291</b>	
<b>Circuit 2 Power Kit for 96" W Table</b>	<b>HMAPOWER962</b>	2.6	0.3	<b>\$300</b>	

**NOTES:**

- Each power kit includes two duplex receptacles and attaches to the underside of the worksurface with included brackets.
- Power Kits are compatible with various base types including nesting bases.

**HOW TO SPECIFY**

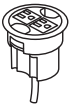
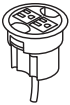



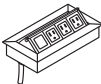
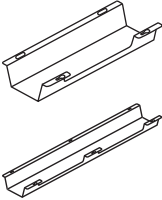




Select  
Model Number

HMAPLATE



Icon Legend on page 19

# OPTIONAL ELECTRICAL ACCESSORIES

	DESCRIPTION	MODEL	SHIP WEIGHT	CUBE	LIST PRICE
 <b>SIN 33721T</b>	<b>Power Hub, 3" Grommet Mount, 6' Cord</b> <ul style="list-style-type: none"> <li>Fits in 3" round grommet holes.</li> <li>Field installed with Plug-and-play ease.</li> <li>Two grounded AC power outlets.</li> <li>Includes 6' cord with three-prong plug.</li> <li>Available in Black only. <i>Specify X when ordering. Example: HGRMTAC.X.</i></li> </ul> <p>NOTES: For additional information see page 848.</p>	<b>HGRMTAC</b>	1.3	0.2	<b>\$111</b>
 <b>SIN 33721T</b> 	<b>3" Round Power Grommet - 2 Outlets, 10' Cord</b> <ul style="list-style-type: none"> <li>Includes 10' cord with three-prong plug.</li> <li>Fits in 3" round grommet holes.</li> <li>Two grounded AC power outlets.</li> <li>Field installed with Plug-and-play ease.</li> </ul> <p>NOTES: Power Modules will also work with standing-height applications for 10500 Series™ and Voi® desks.   Available in black finish only, no specification needed.</p>	<b>HGRMTAC2</b>	1.5	0.2	<b>\$148</b>
	<b>Data Grommet</b> Blank grommet kit that includes adapters for a variety of manufacturers jacks and couplers. <ul style="list-style-type: none"> <li>Fits in existing 3" round grommet housing.</li> <li>Available in Black only. <i>Specify P when ordering. Example: HGRMTDATA.P.</i></li> </ul> <p>NOTES: For additional information see page 848.</p>	<b>HGRMTDATA</b>	0.2	0.2	<b>\$19</b>
	<b>Pop-up Port</b> <ul style="list-style-type: none"> <li>Fits into 4" x 8" cutout.</li> <li>Pop-up Port provides three power ports and one blank data receptacle.</li> <li>Sits flush with worksurface when closed.</li> <li>Finish is anodized aluminum.</li> <li>Includes 6' cord with three-prong plug.</li> </ul> <p>NOTES: For additional information see page 850.</p>	<b>HTPWRGROM1</b>	5.0	0.3	<b>\$392</b>
	<b>Cable Management Troughs</b> 17"W — Single 17"W — 10-Pack 36"W — Single 36"W — 10-Pack <ul style="list-style-type: none"> <li>Cable management troughs ship flat packed.</li> <li>The troughs attach to underneath the worksurface with screws.</li> <li>Cutouts in trough allow access to power without the need to detach from surface. 17"W = 1 cutout; 36"W = 2 cutouts.</li> <li>Color: Graphite.</li> <li>Material: Metal.</li> <li>TAA Compliant.</li> </ul> <p>NOTES: For additional information see page 852.</p>	<b>HCTROUGH17</b> <b>HCTROUGH1710</b> <b>HCTROUGH36</b> <b>HCTROUGH3610</b>	2.7  14.0  4.9  30.0 	0.5 0.5 0.9 0.9	<b>\$67</b> <b>\$620</b> <b>\$113</b> <b>\$1045</b>

TABLES

## HOW TO SPECIFY

Select Model Number

H T P W R G R O M 1

# NOTES

TABLES