

WORKPLACE TOOLS



Flock® Modular Seating with Dean Power Module Under-Surface Mount.

WORKPLACE TOOLS

Workplace tools provide the finishing touch on any high-performance workspace. From storage options to technological tools and lighting solutions, HON's Workplace Tools deliver organization and efficiency to the office. Workplace Tools put everything you need to be productive within arm's reach, provide easy access to the connectivity you need to be successful and help you keep your workspace neat.



PRODUCT CATEGORIES

- Monitor Arms
- Keyboard Trays and Center Drawers
- Paper Management and Organizational Tools
- Task Lights
- Electrical and Power Management Accessories
- Ergonomic and Healthy Workplace Solutions

WORKPLACE TOOLS ORDERING INFORMATION

LAMINATE CENTER DRAWERS, LAMINATE PAPER MANAGEMENT MODELS HLVP1/HLDST1/ HLSL1472LS/HLSL1460LS

L1 LAMINATES CODES

Woodgrain

- ◆ Bourbon Cherry H
- ◆ Cognac COGN
- ◆ Florence Walnut LFW1
- ◆ Harvest C
- ◆ Kingswood Walnut LK11
- ◆ Mahogany N
- ◆ Mocha MOCH
- ◆ Natural Maple D
- ◆ Pinnacle PINC
- ◆ Shaker Cherry F

Solid

- ◆ Black P
- ◆ Charcoal S
- ◆ Designer White LDW1
- ◆ Loft LOFT

L2 LAMINATES CODES

Woodgrain

- ◆ Lowell Ash LLA1
- ◆ Natural Recon LNR1
- ◆ Phantom Ecrú LPE1
- ◆ Portico Teak LPT1
- ◆ Skyline Walnut LSW1

LAMINATE KEYBOARD PLATFORM MODELS H4022/HE4022

L1 LAMINATES CODES

Woodgrain

- ◆ Bourbon Cherry H
- ◆ Cognac COGN
- ◆ Florence Walnut LFW1
- ◆ Harvest C
- ◆ Kingswood Walnut LK11
- ◆ Mahogany N
- ◆ Mocha MOCH
- ◆ Natural Maple D
- ◆ Pinnacle PINC
- ◆ Shaker Cherry F

Solid

- ◆ Black P
- ◆ Charcoal S
- ◆ Designer White LDW1
- ◆ Whitestone K4

Patterned

- ◆ Sheer Mesh A5
- ◆ Silver Mesh B9
- ◆ Steel Mesh A9
- ◆ Canyon Zephyr K9
- ◆ Desert Zephyr K8
- ◆ Shadow Zephyr K1
- ◆ Gray G2
- ◆ Grey Tigris L6
- ◆ White G1

L2 LAMINATES CODES

Woodgrain

- ◆ Lowell Ash LLA1
- ◆ Natural Recon LNR1
- ◆ Phantom Ecrú LPE1
- ◆ Portico Teak LPT1
- ◆ Skyline Walnut LSW1

METAL PAPER MANAGEMENT MODELS HHPS1 AND HDPS1

PAINT CODES

P1

- ◆ Black P
- ◆ Brownstone P7D
- ◆ Charcoal S
- ◆ Designer White PJW
- ◆ Fossil P28
- ◆ Loft LOFT
- ◆ Muslin T3
- ◆ Titanium P8T

P2

- ◆ Champagne Metallic T4
- ◆ Platinum Metallic T1
- ◆ Silver PR6

P3

- ◆ Atom P8S
- ◆ Bullseye PJF
- ◆ Ember P8P
- ◆ Ion P8N
- ◆ Iris P8J
- ◆ Krypton P8F
- ◆ Regatta P8M

METAL CENTER DRAWERS*, CORNER SLEEVES, METAL KEYBOARD PLATFORM, STORAGE CUBES, DRAWER ORGANIZER, HAND SANITIZER STATION

PAINT CODES

P1

- ◆ Black P
- ◆ Brownstone P7D
- ◆ Charcoal S
- ◆ Designer White PJW
- ◆ Fossil P28
- ◆ Greige T5
- ◆ Light Gray Q
- ◆ Loft LOFT
- ◆ Muslin T3
- ◆ Putty L
- ◆ Shadow* SHDW
- ◆ Titanium P8T

P2

- ◆ Champagne Metallic T4
- ◆ Platinum Metallic T1
- ◆ Silver PR6
- ◆ Solar Black P8X

P3

- ◆ Atom P8S
- ◆ Bullseye PJF
- ◆ Ember P8P
- ◆ Ion P8N
- ◆ Iris P8J
- ◆ Krypton P8F
- ◆ Regatta P8M

* Metal center drawer models HD2 and HD8 limited to P1 Paints, Champagne Metallic, and Platinum Metallic.

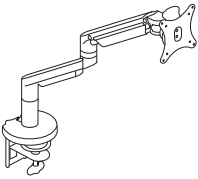
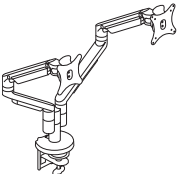
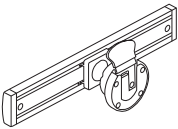
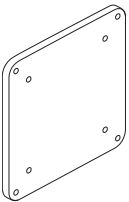
◆◆◆ For lead time information see page 19.

* De-emphasized



Icon Legend on page 19

MONITOR ARMS

	DESCRIPTION	MODEL	SHIP WEIGHT	CUBE	LIST PRICE
	<p>Single Dynamic Monitor Arm</p> <ul style="list-style-type: none"> • 180° of rotation at base with optional 360° rotation. • Arms extend 22" and retract up to 3". • Monitor mount rotates 180° and tilts +/-30°. • Monitor can be rotated from landscape to portrait position. <p>! Arms hold monitors from 6.2-18 lbs. Optional counterweight HPACW available to support monitors as low as 5 lbs. (see page 825).</p>	HMASTS	11.5 Ⓢ	0.8	\$390
	<p>Dual Dynamic Monitor Arm</p> <ul style="list-style-type: none"> • 150° of rotation at base with optional 360° rotation. • Arms extend 22" and retract up to 3". • Monitor mount rotates 180° and tilts +/-30°. • Monitor can be rotated from landscape to portrait position. <p>! Arms hold monitors from 6.2-18 lbs. Optional counterweight HPACW available to support monitors as low as 5 lbs. (see page 825).</p>	HMASD	17.0 Ⓢ	1.1	\$750
	<p>Sliding Mount for Monitor Arm</p> <ul style="list-style-type: none"> • Supports monitors up to 18 lbs. • Compatible with VESA 75mm and 100mm mounts. • Compatible with models HMASTS, HMASD, HPASD, HPADD, and HPATF. • Available in two paint finishes, Silver (SVR) and Black (BLK). Plastic components ship in like color with specified paint finish. 	HPACSM	3.0 Ⓢ	0.3	\$160
	<p>Monitor Arm Counterweight</p> <ul style="list-style-type: none"> • Optional counterweight for monitors as low as 5 lbs. • Minimum weight for monitors without counterweight is 6.2 lbs. <p>! Available in Black only, no specification needed.</p> <p>! Compatible with models HMASTS, HPASD, HMASD, HPADD, and HPATF.</p>	HPACW	3.0 Ⓢ	0.1	\$22

SIN 711-1

HOW TO SPECIFY

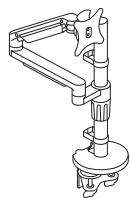
<p>Select Model Number</p> <p>H M A S T S .</p>	<p>Select Finish</p> <p>SVR Silver BLK Black</p> <p>S V R</p>
--	--



MONITOR ARMS

DESCRIPTION

MODEL SHIP WEIGHT CUBE LIST PRICE



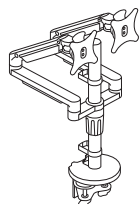
Post Mount with Single Dynamic Arm

- Arm has 180° of rotation at base with optional 360° rotation.
- Monitor mount rotates 180° and tilts +/-30°.
- Monitor can be rotated from landscape to portrait position.
- Arm extends up to 20".
- Arm has 17¾" of vertical adjustment.

ⓘ Available in Silver (SVR) finish only.

ⓘ Arms hold monitors from 6.2-18 lbs. Optional counterweight HPACW available to support monitors as low as 5 lbs. (see page 825).

HPASD 15.5 1.3 \$570



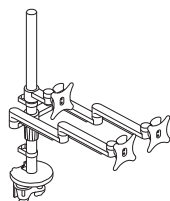
Post Mount with Dual Dynamic Arms

- Arms have 180° of rotation at base with optional 360° rotation.
- Monitor mount rotates 180° and tilts +/-30°.
- Monitor can be rotated from landscape to portrait position.
- Arms extend up to 20".
- Arms have 17¾" of vertical adjustment.

ⓘ Available in Silver (SVR) finish only.

ⓘ Arms hold monitors from 6.2-18 lbs. Optional counterweight HPACW available to support monitors as low as 5 lbs. (see page 825).

HPADD 19.5 1.3 \$830



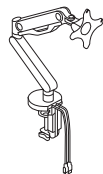
Post Mount with Triple Fixed Arms

- Features two fixed extended arms and one fixed center mount.
- Arms have 180° of rotation at base with optional 360° rotation.
- Monitor mount rotates 180° and tilts +/-30°.
- Monitor can be rotated from landscape to portrait position.
- Arms extend up to 20".
- Arms have 27½" of vertical adjustment.

ⓘ Available in Silver (SVR) finish only.

ⓘ Arms hold monitors from 6.2-18 lbs. Optional counterweight HPACW available to support monitors as low as 5 lbs. (see page 825).

HPATF 22.0 1.9 \$950



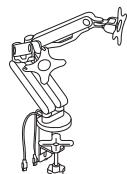
Single Monitor Arm with 2 USB Ports

NOTES: Easy adjustment. Height adjusts to 17" tall. Monitor tilt and swivel capability. Enclosed cable management. Grommet or desktop mounting. Clean appearance. **HON 5-Year Limited Warranty.**

ⓘ No specification needed.

ⓘ Cannot be used in Empower® height adjustable applications.

HBSMAUSB 38.6 2.4 \$294



Dual Monitor Arm with 2 USB Ports

NOTES: Easy adjustment. Height adjusts to 17" tall. Monitor tilt and swivel capability. Enclosed cable management. Grommet or desktop mounting. Clean appearance. In some applications the Monitor Arms may extend 12 or more inches into the worksurface. **HON 5-Year Limited Warranty.**

ⓘ No specification needed.

ⓘ Cannot be used in Empower® height adjustable applications.

HBDMAUSB 41.9 2.6 \$441

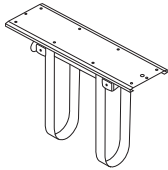
WORKPLACE TOOLS

HOW TO SPECIFY

Select Model Number	Select Finish
HPASD.	SVR Silver
HPASD.	SVR



CPU HOLDERS



DESCRIPTION

360° Swivel CPU Holder with Adjustable Straps

- Supports CPUs 3¾" wide up to 64" perimeter and holds up to 75 lbs.
- 360° rotation.
- Ships complete and includes necessary mounting hardware and instruction sheet.

ⓘ Available in Black only, no specification needed.

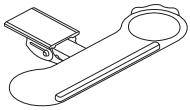

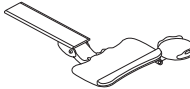

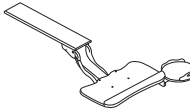

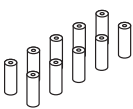

MODEL	SHIP WEIGHT	CUBE	LIST PRICE
HCPU1	7 Ⓞ	0.2	\$243

HOW TO SPECIFY


Select Model Number

H C P U 1

KEYBOARD TRAYS

	DESCRIPTION	MODEL	SHIP WEIGHT	CUBE	LIST PRICE
	Short Track and Keyboard Platform <ul style="list-style-type: none"> Height adjustable total of 5$\frac{3}{4}$" (1$\frac{3}{4}$" above and 4" below). +10°, -20° of tilt adjustment. 360° rotation. 	HKTSHORT	10 	0.8	\$541
	Mid Track with Keyboard and Mouse Platform <ul style="list-style-type: none"> Height adjustable total of 8" (3" above and 5" below). +10°, -20° of tilt adjustment. 360° rotation. 	HKT MID	17 	1.2	\$498
	Sit to Stand Long Track with Keyboard and Mouse <ul style="list-style-type: none"> Height adjustable total of 12$\frac{1}{2}$" (7$\frac{1}{2}$" above and 5" below). +10°, -20° of tilt adjustment. 360° rotation. 	HKT LONG	17 	0.8	\$581
	Keyboard Spacer <ul style="list-style-type: none"> Used when attaching HKT MID or HKT LONG to Coordinate™ and Voi® or Systems Worksurface with an external channel. The kit includes ten cylinder spacers and ten screws. Spacers are $\frac{3}{4}$"W x 2$\frac{1}{8}$"H. Specify one kit per keyboard tray. 	HKBS	1 	0.8	\$90

NOTES:

-  Black finish only, no specification needed.

HOW TO SPECIFY

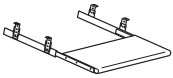
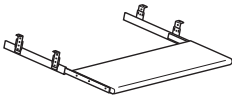
Select
Model Number

H K T M I D



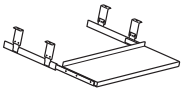
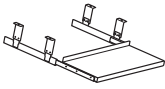
Icon Legend on page 19

KEYBOARD TRAYS

	DESCRIPTION	MODEL	SHIP WEIGHT	CUBE	LIST PRICE BY LAMINATE GRADE	
					L1	L2
	Laminate Keyboard Platform <ul style="list-style-type: none"> Laminate Tray dimensions: 21½"W x 10"D x 1⅛" Thick. Minimum clearance for mounting: 22⅞"W x 17"D. Surface can be positioned 2", 2½", 3" or 3½" below bottom of worksurface. Will not fit on a 37" x 24" Corner worksurface. Specify laminate. 	H4022	10	0.6	\$213	\$228
	Laminate Keyboard Platform with Extended Tray <ul style="list-style-type: none"> Laminate Tray dimensions: 30"W x 10"D x 1⅛" Thick. Minimum clearance for mounting: 32½"W x 17"D. Surface can be positioned 2", 2½", 3" or 3½" below bottom of worksurface. Will not fit on a 37" x 24" Corner worksurface. Ball-bearing slide; slide and brackets are Black. 	HE4022	12	0.7	\$302	\$317

HOW TO SPECIFY

Select Model Number <input type="text" value="H4022"/>	Select Laminate See page 824 <input type="text" value="H"/>
--	--

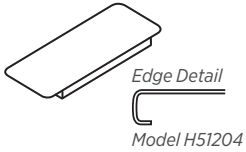

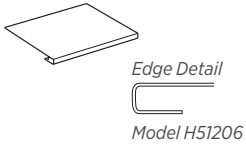

	DESCRIPTION	MODEL	SHIP WEIGHT	CUBE	LIST PRICE BY PAINT GRADE		
					P1	P2	P3
	30"W Metal Keyboard and Mouse Tray <ul style="list-style-type: none"> Designed to hold keyboards and allow room for mouse pads. Tray dimensions: 30"W x 10"D. Minimum clearance for mounting: 32½"W x 15"D. Surface is positioned 3" below bottom of worksurface. Non-articulating, only movement is front-to-back. Does not tilt or swivel. Specify paint color. 	H4028	11	1.5	\$153	\$163	\$171
	24"W Metal Keyboard Tray <ul style="list-style-type: none"> Designed to hold ONLY keyboards. Tray dimensions: 24"W x 10"D. Minimum clearance for mounting: 26½"W x 15"D. Surface is positioned 3" below bottom of worksurface. Non-articulating, only movement is front-to-back. Does not tilt or swivel. Specify paint color. 	H4029	11	1.5	\$138	\$148	\$156

HOW TO SPECIFY

Select Model Number <input type="text" value="H4028"/>	Select Paint Color See page 824 <input type="text" value="P"/>
--	---

WORKPLACE TOOLS

CORNER SLEEVES

	DESCRIPTION	MODEL	SHIP WEIGHT	CUBE	LIST PRICE BY PAINT GRADE		
					P1	P2	P3
 <p>Edge Detail Model H51204</p>	<p>Metal Corner Sleeves</p> <p>22½"W Leading Edge x 9"D</p> <ul style="list-style-type: none"> Fits 1⅝" thick square edge detail. Smaller design is more aesthetically pleasing. 	H51204	10 	1.5	\$155	\$162	\$172
 <p>Edge Detail Model H51206</p>	<p>22½"W Leading Edge x 18"D</p> <ul style="list-style-type: none"> Fits 1⅝" thick square edge detail. 	H51206	10 	1.5	\$155	\$165	\$172

NOTES:

- Corner sleeve connects intersecting worksurfaces to create "corner desk" work areas.
- Specify paint color.

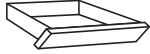
HOW TO SPECIFY

<p>Select Model Number</p> <p>H 5 1 2 0 4 .</p>	<p>Select Paint Color</p> <p>See page 824</p> <p>P</p>
---	--



Icon Legend on page 19

CENTER DRAWERS



Angled front

DESCRIPTION

Laminate Center Drawer

22"W x 15³/₈"D x 2¹/₂"H

Specify laminate.

26"W x 15³/₈"D x 2¹/₂"H

Specify laminate.

- Ball-bearing slide suspension.
- 12" drawer extension (3/4).
- Inside drawer dimension for H1522: 18⁷/₈"W x 15¹/₂"D x 1¹/₂"H.
- Inside drawer dimension for H1526: 22³/₄"W x 15¹/₂"D x 1¹/₂"H.
- Minimum clearance for mounting H1522: 22³/₄"W x 18¹/₂"D compatible with 72"W x 36"D, 66"W x 30"D, 60"W x 30"D Double Pedestal Desks, 72"W x 36"D, 66"W x 30"D Single Pedestal Desks, Bullet and P-Shaped Peninsulas, 72"W x 24"D, 66"W x 24"D, 60"W x 24"D Credenza w/Kneespace, 72"W x 24"D, 66"W x 24"D Single Pedestal Credenzas, 48"W x 24"D, 42"W x 24"D Returns
- Minimum clearance for mounting H1526: 27¹/₄"W x 18¹/₂"D compatible with 72"W x 36"D, 66"W x 30"D, 60"W x 30"D Double Pedestal Desks, 72"W x 24"D, 66"W x 24"D, 60"W x 24"D Credenza w/Kneespace, 48"W x 24"D Return
- Designed for use with Concinnity™, Voi®, Valido®/11500, 10700 and 10500 Series™.
- Includes pencil tray.

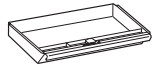
NOTES: For 60"W x 30"D Modular Desk Shells with two 15⁵/₈"W Storage Pedestals or 60"W x 24"D Modular Credenza Shells with two 15⁵/₈"W Storage Pedestals, use center drawer H1522.

MODEL	SHIP WEIGHT	CUBE	L1	L2
			LIST PRICE	LIST PRICE
H1522	11	1.1	\$184	\$199
H1526	12	1.2	\$198	\$213

HOW TO SPECIFY

<p>Select Model Number</p> <p>H 1 5 2 2 . H</p>	<p>Select Laminate</p> <p>See page 824</p> <p>H</p>
---	---

CENTER DRAWERS



Angled front



Angled front



DESCRIPTION

Metal Center Drawer w/Lock

19"W x 14³/₄"D x 3"H

Specify paint color.

- Ball-bearing slide suspension.
- 12" drawer extension (3/4).
- Inside drawer dimension: 19"W x 13"D x 2³/₈"H.
- Minimum clearance for mounting: 21³/₄"W x 19¹/₄"D.
- Core removable lock.

24³/₄"W x 14³/₄"D x 3"H

Specify paint color.

- Ball-bearing slide suspension.
- 12" drawer extension (3/4).
- Inside drawer dimension: 24¹/₂"W x 13"D x 2³/₈"H.
- Minimum clearance for mounting: 27³/₈"W x 19¹/₄"D.
- Core removable lock.

MODEL	SHIP WEIGHT	CUBE	LIST PRICE BY PAINT GRADE	
			P1	P2

HD2	9	1.0	\$257	\$267
-----	---	-----	-------	-------

HDB	12	1.2	\$257	\$267
-----	----	-----	-------	-------

DESCRIPTION

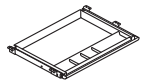
Polymer Center Drawer

- Color: Black.
- Material: ABS.
- Minimum clearance for mounting: 23"W x 16¹/₄"D x 2"H.
- Retracts on 16" ball-bearing slides.
- Can be used on worksurfaces with Coordinate™ Height Adjustable Bases as long as it is attached with spacer model HKBS.
- Can store up to 25 lbs.

Black finish only, no specification needed.

MODEL	SHIP WEIGHT	CUBE	LIST PRICE
-------	-------------	------	------------

HCD1	7	0.5	\$108
------	---	-----	-------



OPEN MARKET

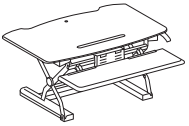
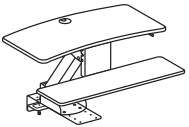
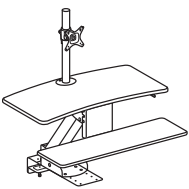
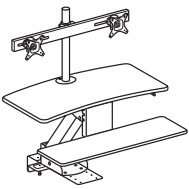
NOTES:

- All metal center drawers feature pencil trays with three compartments for storage.
- All metal center drawers feature core removable locks for greater personal and departmental security.

HOW TO SPECIFY

Select Model Number	Select Paint Color
HD2	See page 824
P	

COORDINATE™ Desktop Riser

	DESCRIPTION	MODEL	SHIP WEIGHT	CUBE	LIST PRICE
	<p>Portable Desktop Riser 31"D x 5"-16½"H x 35"W</p> <p>NOTES: Available in Black (BLK) or White (WHT) finish. Desktop riser dimensions (without keyboard tray): 22"D x 5"-16½"H x 35"W. Keyboard tray dimensions: 9"D x 30"W. Max loading capacity is 33 lbs for the desktop riser surface and 4 lbs for the keyboard tray. Easily transition from seated to standing positions throughout the workday. Sits atop an existing desk to create sit-to-stand functionality by raising the computer. Includes keyboard tray and surface for computer monitors. HON 5-Year Limited Warranty.</p> <p>⚠ Not intended for use on mobile workstations.</p>	HBXRISER	54.0	4.1	\$619
	<p>Mounted Desktop Riser</p> <p>NOTES: Does not include a monitor arm and is suitable for laptops and/or monitors on their original stands.</p> <p>⚠ No specification needed.</p>	HS1100	60.0 Ⓞ	3.2	\$664
	<p>Mounted Desktop Riser with Single Monitor Arm</p> <p>NOTES: Includes a monitor arm for a single monitor.</p> <p>⚠ No specification needed.</p>	HS1101	62.0 Ⓞ	3.2	\$777
	<p>Mounted Desktop Riser with Dual Monitor Arm</p> <p>NOTES: Includes a monitor arm for dual monitors.</p> <p>⚠ No specification needed.</p>	HS1102	63.0 Ⓞ	3.2	\$883

NOTES FOR HS1100, HS1101, HS1102:

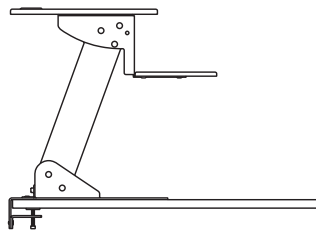
- These products are designed to allow the user to transition from seating position to standing position throughout the workday.
 - Gas-assist lever-operated mechanism with positive stop.
 - Clamp mount compatible with worksurfaces depths of 20"-30". 20" is for systems only.
 - Clamp requires 3.5" of clearance along back edge of worksurface.
 - Black seamless worksurfaces.
 - Silver powder coated metal components.
 - Lowers below worksurface level on 24" and 30"D worksurfaces.
 - All models contain a large primary worksurface and a smaller keyboard / mouse surface.
 - Beveled edges for sleek appearance and comfort while typing.
 - Monitor arms include height, width, and swivel adjustment.
 - Not for use under overhead storage, with flush mounted modesty panels, or worksurfaces thinner than 1".
- ⚠ Not recommended for use on mobile (castered) worksurfaces.

MOUNTING AND COMPATIBILITY FOR HS1100, HS1101, HS1102:

- This product is intended to be installed on commercial-grade worksurfaces in good condition.
- Compatible with freestanding worksurfaces 24"-30"D or panel-supported worksurfaces 24"-30"D.
- Not for use on mobile worksurfaces.

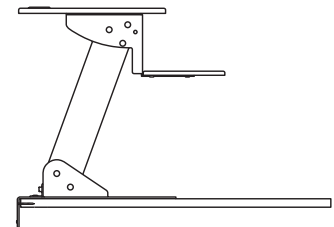
Clamp Mount

Use when 3.5" minimum overhang is available



Screw Mount

Use when no overhang is available. Worksurface must be minimum 1" thick.



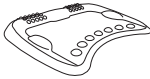
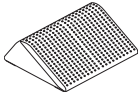


HOW TO SPECIFY

<p>Select Model Number</p> <p>HBXRISER.</p>	<p>Select Finish</p> <p>BLK Black WHT White</p> <p>BLK</p>
--	---



ERGONOMIC SOLUTIONS

	DESCRIPTION	MODEL	SHIP WEIGHT	CUBE	LIST PRICE
	Rectangle Wobble Board — Anti-Fatigue Mat 18"D x 3"H x 22½"W ⓘ Available in Black (T) finish ONLY. Recommended weight capacity not to exceed 250 pounds. HON 5-Year Limited Warranty. SPECIFYING EXAMPLE: HVL981.T	HVL981	10.0 Ⓢ	0.9	\$120
	Round Wobble Board — Anti-Fatigue Mat 18½"D x 2⅝"H x 18½"W ⓘ Available in Black (T) finish ONLY. Recommended weight capacity not to exceed 250 pounds. HON 5-Year Limited Warranty. SPECIFYING EXAMPLE: HVL982.T	HVL982	5.8 Ⓢ	0.6	\$102
	Ergonomic Anti-Fatigue Mat 25"D x 2¾"H x 29⅞"W ⓘ Available in Black ONLY. No specification needed. HON 5-Year Limited Warranty. SPECIFYING EXAMPLE: HBEAFM1	HBEAFM1	7.0	1.4	\$219
	Footrest — Anti-Slip Cover 13¾"D x 5½"H x 16"W ⓘ Available in Black (T) finish ONLY. Recommended weight capacity not to exceed 250 pounds. HON 5-Year Limited Warranty. SPECIFYING EXAMPLE: HVL991.T	HVL991	7.0 Ⓢ	0.9	\$82

WORKPLACE TOOLS

HOW TO SPECIFY

Select Model Number	Select Finish
H V L 9 8 1 .	T Black

CHAIR MATS

	DESCRIPTION	MODEL	SHIP WEIGHT	CUBE	LIST PRICE
	Lipped Chair Mat with Studs				
	60"W x 46"D 48"W x 36"D	HCM4660LS HCM3648LS	13.9 8.8	1.0 0.6	\$146 \$88
	Lipped Chair Mat without Studs				
	60"W x 46"D 48"W x 36"D	HCM4660LN HCM3648LN	13.2 8.3	0.5 0.3	\$146 \$88

NOTES:

- Available with studs for carpet and without studs for hard-surface floors.
- Ships rolled.
- **HON 5-Year Limited Warranty.**

! Clear finish only. No specification needed.

HOW TO SPECIFY

Select Model Number

H C M 4 6 6 0 L S

TASK LIGHTS



DESCRIPTION

Articulating Desk Lamp

Articulating Desk Lamp w/ Occupancy Sensor

- Full-range dimming from 10% to 100%.
- Designed for 50,000 hours of life.
- Occupancy sensor is built into the head of the lamp and will automatically shut the lamp off after 6 minutes of undetected movement.
- Base swivel is 180 degrees.
- Uses only 5 watts of energy.
- Light comes with a silver 9' 4" power cord.
- Base diameter is 7.5".
- 3500K Color Temperature.
- 80 Color Rendering Index.
- TAA Compliant.

! Available in Matte Silver finish only, no specification needed.

MODEL

SHIP WEIGHT

CUBE

LIST PRICE

HLED1

1.2 Ⓢ

6.5

\$402

HLED1OC

1.2 Ⓢ

6.5

\$490



Task Desk Lamp

- Full-range dimming from 10% to 100%.
- Designed for 50,000 hours of life.
- Lamp is 15.83" tall.
- Desk lamp does not articulate at base. The pivoting head provides custom positioning, as it can be twisted 360 degrees.
- Uses only 5 watts of energy.
- Light comes with a silver 9' 4" power cord.
- Base diameter is 6.7".
- 3500K Color Temperature.
- 80 Color Rendering Index.
- TAA Compliant.

! Available in Brushed Nickel finish only, no specification needed.

HLED2

0.7 Ⓢ

3.0

\$348

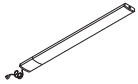
HOW TO SPECIFY

Select
Model Number

HLED1



TASK LIGHTS



DESCRIPTION

LED Task Lights

17" LED Light with Power Supply (Single)
31" LED Light with Power Supply (Single)

17" LED Light with Power Supply for Daisy-chain (Starter)
31" LED Light with Power Supply for Daisy-chain (Starter)

17" LED Light with 8" Jumper Cord for Daisy-chain (Follower)
31" LED Light with 8" Jumper Cord for Daisy-chain (Follower)

Undercabinet Occupancy Sensor with 1" End to End Connector

NOTES: To use the daisy chain application, must start with model HLED17A or HLED31A. No finish specification required. Attaches magnetically to underside of overhead storage or attaches with provided screws. Occupancy sensor attaches to a single or starter LED light and will automatically turn the light off after no motion is detected for 30 minutes. Occupancy sensor features a soft-touch on/off switch. LED task lights have a lifetime of 50,000 hours and have a dimmer feature that allows the user to adjust the amount of light output.


MODEL

SHIP WEIGHT

CUBE

LIST PRICE

HLED17AS	1.2 Ⓢ	0.05	\$420
HLED31AS	1.5 Ⓢ	0.09	\$565
HLED17A	1.0 Ⓢ	0.05	\$462
HLED31A	1.4 Ⓢ	0.09	\$620
HLED17AUO	1.0 Ⓢ	0.03	\$377
HLED31AUO	1.0 Ⓢ	0.05	\$502
HLEDOSA	0.2 Ⓢ	0.01	\$89



Recessed Task Lights

- Color: Black.
- Slim profile design.
- Mount to stack-on storage and wall mounted storage cabinets.
- Electronic ballast for increased energy efficiency.
- T5 fluorescent bulb included, which contains less mercury.
- 9-foot black cord and switch off right rear corner.

18 ³ / ₈ "W x 3 ¹ / ₁₆ "D x 1 ¹ / ₈ "H	HH870924	5.0 Ⓢ	0.40	\$227
Chicago code version (with fused plug)	HH870924CH	5.0 Ⓢ	0.40	\$287
22 ⁷ / ₈ "W x 3 ¹ / ₁₆ "D x 1 ¹ / ₈ "H	HH870930	7.0 Ⓢ	0.60	\$231
Chicago code version (with fused plug)	HH870930CH	7.0 Ⓢ	0.60	\$301
34 ⁵ / ₈ "W x 3 ¹ / ₁₆ "D x 1 ¹ / ₈ "H	HH870942	10.0 Ⓢ	0.90	\$250
Chicago code version (with fused plug)	HH870942CH	10.0 Ⓢ	0.90	\$317
46 ¹ / ₂ "W x 3 ¹ / ₁₆ "D x 1 ¹ / ₈ "H	HH870960	12.0 Ⓢ	1.10	\$270
Chicago code version (with fused plug)	HH870960CH	12.0 Ⓢ	1.10	\$337

HOW TO SPECIFY

Select Model Number

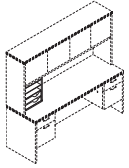
H H 8 7 0 9 2 4

PAPER MANAGEMENT & ORGANIZATIONAL TOOLS

GSA SIN 711-2 EXCEPT AS NOTED



Icon Legend on page 19



Not available in two-tone laminate

SIN 711-8

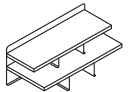
DESCRIPTION	MODEL	SHIP WEIGHT	CUBE	LIST PRICE BY LAMINATE GRADE	
				L1	L2

Vertical Paper Manager 14 ⁷ / ₈ "W x 10 ⁷ / ₈ "D x 19 ³ / ₈ "H	HLVPM1	27	2.8	\$327	\$337
--	---------------	----	-----	--------------	--------------

NOTES: Keeps papers, files, and books neatly organized and within easy reach from a seated position. Designed for desk, credenza, and return tops. Fits under stack-on storage models. Two pullout drawers and three fixed shelves. Not available in pattern laminate colors. Ships fully assembled.

ⓘ Requires 19³/₄"H minimum of clear space between underside of overhead storage unit and worksurface.

SPECIFYING EXAMPLE: HLVPM1.N



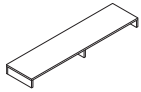
Not available in two-tone laminate



Desktop Storage Terrace 26 ¹ / ₂ "W x 12 ¹ / ₂ "D x 10 ¹ / ₂ "H	HLDST1	24	1.1	\$306	\$316
---	---------------	----	-----	--------------	--------------

NOTES: For use on the tops of 29¹/₂"H desks, credenzas, and returns. Features six storage sections plus top display shelf. Keeps work-in-process, priority files, loose pages, and mail neatly organized and in view. Mixed material design comprised of sturdy laminate shelves with metal back and support panels. Not available in two-tone laminate combination or pattern laminate colors. Choose from Platinum Metallic (T1), Black (P), and Charcoal (S) for the metal components. Sized to fit in stack-on and wall mount storage cabinets in 10500, 10700, Valido, Concinnity, 94000, and 38000 Series. Fits in Concinnity and Voi sliding door models, except for 48"W or smaller models. Specify: Model.Laminate.Paint

SPECIFYING EXAMPLE: HLDST1.N.T1



Layering Shelf 72"W x 14 ¹ / ₂ "D x 5 ¹ / ₂ "H 60"W x 14 ¹ / ₂ "D x 5 ¹ / ₂ "H	HLSL1472LS	50	4.6	\$435	\$445
	HLSL1460LS	39	1.3	\$364	\$374

NOTES: Layering shelf works with lower credenzas to provide additional storage areas.

ⓘ Layering Shelves cannot be stacked.

ⓘ Cannot add a hutch on top of a layering shelf.

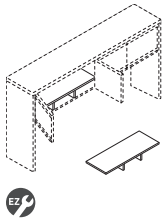
WORKPLACE TOOLS

HOW TO SPECIFY

Select Model Number	Select Laminate
HLVPM1	See page 824
N	



PAPER MANAGEMENT & ORGANIZATIONAL TOOLS



DESCRIPTION

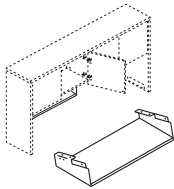
Stacked Paper Management
32 1/2"W x 12 5/8"D x 4 1/4"H

MODEL SHIP WEIGHT CUBE LIST PRICE

HLVPM2 22 1.25 \$163

NOTES: Segments and organizes stack-on and wall mount storage compartments, as well as bookcase shelves. Unit can be used in Models H105327, H10534, H105322, H105321, H105382 and H105381.

- ! Available in Black finish only, no specification needed.
- ! In some cases, installation of Stacked Paper Management may require removing the stack-on or wall mount storage doors.



DESCRIPTION

Hanging Paper Shelf
28 1/16"W x 11 1/16"D x 4 3/16"H

MODEL SHIP WEIGHT CUBE LIST PRICE BY PAINT GRADE
P1 P2 P3

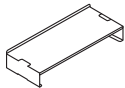
HHPS1 7 2.9 \$198 \$206 \$218

NOTES: Attaches quickly and easily (screws included). Maximizes worksurface space; de-clutters desktop while placing priority communications and active project folders within easy reach. Angled design allows contents to be distinguished at a glance. Mixed material styling features strong painted metal frame with a frosted shelf.

Attaches quickly and easily to laminate stack-on and wall mount storage models (except the 36"W Voi® overhead hutch with O-legs or panel mount brackets). Not for use with 38000 Series™ and Systems.

Specify: Model.Paint

SPECIFYING EXAMPLE: HHPS1.T1



Desktop Paper Shelf

28 1/16"W x 11 5/16"D x 5"H

HDPS1 7 2.9 \$198 \$206 \$218

NOTES: Desktop Paper Shelf and Storage Terrace include protective, non-slip pads on the base. Paper Shelf can stack two-high. Organizer shelf provides a place and space for work-in-process and piling to keep worksurfaces neat and tidy. Convenient, scalable design with interlocking side supports allow two units to be stacked and integrated. Durable painted metal frame with a frosted shelf; mixed material styling matches hanging paper shelf.

Can also be used inside select overhead storage, including the following stack-on with clearance and hinged door models: 10500 and Valido 36", 42", 66", 72", 78"W and 10700 68 5/8"W.

Specify: Model.Paint

SPECIFYING EXAMPLE: HDPS1.T1

HOW TO SPECIFY

Select Model Number	Select Paint Color See page 824						
<table border="1" style="display: inline-table;"> <tr> <td>H</td> <td>H</td> <td>P</td> <td>S</td> <td>1</td> </tr> </table>	H	H	P	S	1	<table border="1" style="display: inline-table;"> <tr> <td>P</td> </tr> </table>	P
H	H	P	S	1			
P							

PAPER MANAGEMENT & ORGANIZATIONAL TOOLS

GSA SIN 711-2 EXCEPT AS NOTED



Icon Legend on page 19



DESCRIPTION

Storage Cube
12"W x 12"D
SPECIFYING EXAMPLE: HLSL1212.P8S

MODEL

HLSL1212

SHIP WEIGHT

1.0

CUBE

0.3

LIST PRICE BY PAINT GRADE

P1

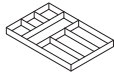
\$294

P2

\$294

P3

\$294



Drawer Organizer
12"W x 14½"D x 1½"H

SPECIFYING EXAMPLE: HLSLDRWORG.P8F

HLSLDRWORG

1.0

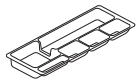
0.5

\$156

\$156

\$156

DESCRIPTION

Optional Pencil Tray

 ⓘ For use with mobile and freestanding pedestal models.
 ⓘ No specification required.

MODEL

HV-UT1

SHIP WEIGHT

0.5

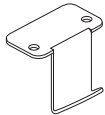
CUBE

0.1

LIST PRICE

\$66

SIN 711-1



Back Pack Hook (10 per carton)
12"W x 14½"D x 1½"H

NOTES: Assembly: attaches to bottom of desk with (2) screws, included.

ⓘ Available in Platinum Metallic finish only, no specification needed.

HCLA65

10.0 ⓘ

0.1

\$94

OPEN MARKET



WORKPLACE TOOLS

HOW TO SPECIFY

Select Model Number

Select Paint Color

See page 824
Only specify for models HLSL1212 and HLSLDRWORG

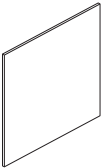
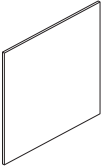
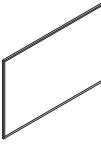


H L S L 1 2 1 2 .

P 8 S



Icon Legend on page 19

PAPER MANAGEMENT & ORGANIZATIONAL TOOLS

	DESCRIPTION	MODEL	SHIP WEIGHT	CUBE	LIST PRICE
	Wall Mount Tackboard				
	36"W x 35¼"H	HNL3636TB	20	2.9	\$300
	30"W x 35¼"H	HNL3630TB	16	2.9	\$256
	36"W x 48⅝"H	HNL4936TB	27	5.5	\$334
	30"W x 48⅝"H	HNL4930TB	22	3.7	\$290
	NOTES: When positioned above 29½"H floor-standing storage, the sizes align with overhead storage height options. Can be positioned side-by-side with corresponding wall mount markerboard sizes. Easy to install; includes mounting hardware. Attaches to wall with horizontally mounted, interlocking Z-clip brackets. For the space directly below stack-on and wall mount storage cabinets, use the 18"H tackboard models listed in the Desks section. SPECIFYING EXAMPLE: HNL3636TB.APN15				
	Wall Mount Markerboard				
	36"W x 35¼"H	HNL3636WB	16	2.9	\$204
	30"W x 35¼"H	HNL3630WB	14	2.9	\$191
	36"W x 48⅝"H	HNL4936WB	22	5.5	\$251
	30"W x 48⅝"H	HNL4930WB	20	3.7	\$231
	NOTES: Smooth, white, magnetic surface. Metal material produces clear graphics and cleans easily. Compatible for use with dry- or wet-erase markers. When positioned above 29½"H floor-standing storage, the sizes align with overhead storage height options. Can be positioned side-by-side with corresponding wall mount tackboard sizes. Easy to install; includes mounting hardware. Attaches to wall with horizontally mounted, interlocking Z-clip brackets. SPECIFYING EXAMPLE: HNL3636WB				
	Markerboard				
48"W x 31"H	HLSL4831MB	44	3.4	\$664	
	NOTES: Wall mounted. ! No specification required.				
OPEN MARKET  					

WORKPLACE TOOLS

HOW TO SPECIFY

<p>Select Model Number</p> <p>H N L 3 6 3 6 T B</p>	<p>Select Fabric Color</p> <p>See pages 25-26 of the HON 2020 Full Line Pricer</p> <p>A P N 1 1</p>
--	--

INTERLINK IQ ELECTRICAL

Specification guide for IQ Electrical on Training tables

Determine table width, the type of power access being used (3" grommet or 4x8 pop-up) and the desired number per table (Columns 1, 2 or 3). The table will then identify the type and quantity of components needed per table along with the maximum table run. Note that this is in addition to the Power base in-feed which is needed for each run. For example, a 48"W table with two 3" power grommets per table will require (1) HQH5-3 harness and (1) HQH1-3 harness per table with a maximum run of four tables.

Top Width	POWER ONE (1) PER TABLE 3" ROUND POWER GROMMET		POWER TWO (2) PER TABLE 3" ROUND POWER GROMMETS		POWER ONE (1) PER TABLE 4x8 POP-UP PORT	
36"	(1) HQH5-3	8 Table Run Maximum	N/A	N/A	(1) HQH5-P	8 Max Table Run
42"	(1) HQH5-3	8 Table Run Maximum	N/A	N/A	(1) HQH5-P	8 Max Table Run
48"	(1) HQH5-3	8 Table Run Maximum	(1) HQH5-3 (1) HQH1-3	4 Max Table Run	(1) HQH5-P	8 Max Table Run
54"	(1) HQH5-3	8 Table Run Maximum	(1) HQH5-3 (1) HQH1-3	4 Max Table Run	(1) HQH5-P	8 Max Table Run
60"	(1) HQH5-3	8 Table Run Maximum	(1) HQH5-3 (1) HQH1-3	4 Max Table Run	(1) HQH5-P	8 Max Table Run
66"	(1) HQH5-3 (1) HQTJ3	4 Table Run Maximum	(1) HQH5-3 (1) HQH1-3	4 Max Table Run	(1) HQH5-P (1) HQTJ3	4 Max Table Run
72"	(1) HQH5-3 (1) HQTJ3	4 Table Run Maximum	(1) HQH5-3 (1) HQH1-3	4 Max Table Run	(1) HQH5-P (1) HQTJ3	4 Max Table Run
84"	(1) HQH5-3 (1) HQTJ3	4 Table Run Maximum	(2) HQH5-3	4 Max Table Run	(1) HQH5-P (1) HQTJ3	4 Max Table Run
96"	(1) HQH5-3 (1) HQTJ3	4 Table Run Maximum	(2) HQH5-3	4 Max Table Run	(1) HQH5-P (1) HQTJ3	4 Max Table Run
Half-Round (all sizes)	(1) HQTJ1-3	2 Tables Maximum	N/A	N/A	(1) HQH5-P	2 Max Table Run
Trapezoid (all sizes)	(1) HQH5-3	8 Table Run Maximum	N/A	N/A	(1) HQH5-P	8 Max Table Run

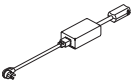
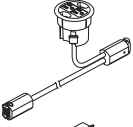

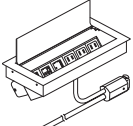
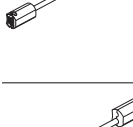
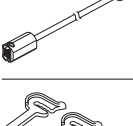
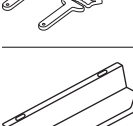
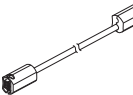

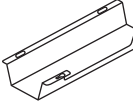
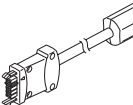
NOTES:

- Interlink IQ Electrical is a pluggable, single circuit electrical system.
 - All electrical models include wire management clips and hardware.
 - Interlink IQ Electrical is non-sequential/non-directional.
 - Interlink IQ Electrical is UL Recognized as a Powered Table System and meets the requirements of UL 962 when paired with Motivate® or Huddle tables.
- ⓘ 40' maximum run, or no more than 8 units, whichever comes first. Interlink IQ system will automatically shut off if maximum requirements are exceeded. Maximum run is based upon electrical harness width, not table width.



Icon Legend on page 19

INTERLINK IQ ELECTRICAL

	DESCRIPTION	MODEL	SHIP WEIGHT	CUBE	LIST PRICE
	Power Base In-Feed • 12 amp circuit breaker is built in to the Power Base In-Feed. • Available in Black finish, no specification needed.	HQB	2.0 Ⓢ	0.2	\$520
	Power Harness – 1' Power Hub, 3" Round Grommet Mount • Available in Black finish, no specification needed.	HQH1-3	2.0 Ⓢ	0.2	\$169
	Power Harness – 5' Power Hub, 3" Round Grommet Mount • Available in Black finish, no specification needed.	HQH5-3	2.0 Ⓢ	0.2	\$190
	Power Harness – 5' with 4" x 8" Pop-Up Port (3 Power, 1 Blank) • For use with tables G1 grommet. Specify paint.	HQH5-P-3P1B	3.0 Ⓢ	0.3	\$370
	Power Harness – 5' with 5" x 11" Flip-Top Port (3 Power, 3 Blank) • For use with Preside® G2 grommet. Specify paint.	HQH5-E-3P3B	5.0 Ⓢ	0.2	\$390
	Power Harness – 5' with 5" x 11" Flip-Top Port (3 Power, 1 Extron Double Space) • For use with Preside® G2 grommet. Specify paint.	HQH5-E-3P1E	5.0 Ⓢ	0.2	\$390
	Power Harness – 5' with 5" x 11" Flip-Top Port (3 Power, 2 USB, 2 Blank) • For use with Preside® G2 grommet. Specify paint.	HQH5-E-3P1U2B	5.0 Ⓢ	0.2	\$390
	Power Jumper – 3' • Available in Black finish, no specification needed.	HQJ3	2.0 Ⓢ	0.2	\$105
	Ganging Hardware • Includes two ganging links and two screws. • No color designator when specifying. <i>Example: HMAGANG.</i>	HMAGANG	1.0 Ⓢ	0.1	\$89
	Cable Management Troughs 17"W – Single 17"W – 10-Pack • Available in Graphite finish, no specification needed. NOTES: For additional information see page 851.	HCTROUGH17 HCTROUGH1710	2.7 Ⓢ 14.0 Ⓢ	0.5 0.5	\$67 \$620
SIN 711-1					
	IQ 1.0 Backward Compatible Jumper 36" • Available in Black finish, no specification needed. • Use when connecting Interlink IQ 1.0 power harness (rectangle end) to Interlink IQ 2.0 (oval end) power harness. ! If using Interlink IQ 2.0 in-feed with Interlink IQ 1.0 power harness please contact Customer Support.	HQBCJ36	2.0 Ⓢ	0.2	\$80

WORKPLACE TOOLS

NOTES:

- Use HQH5-P models with G1 table top cutouts and HQH5-E models with G2 table top cutouts.
- Interlink IQ Electrical is a pluggable, single circuit electrical system.
- All electrical models include wire management clips and hardware.
- Interlink IQ Electrical is non-sequential/non-directional.
- Interlink IQ Electrical is UL Recognized as a Powered Table System and meets the requirements of UL 962 when paired with Motivate® or Huddle tables.
- !** 40' maximum run, or no more than 8 units, whichever comes first. Interlink IQ system will automatically shut off if maximum requirements are exceeded. Maximum run is based upon electrical harness width, not table width.

HOW TO SPECIFY

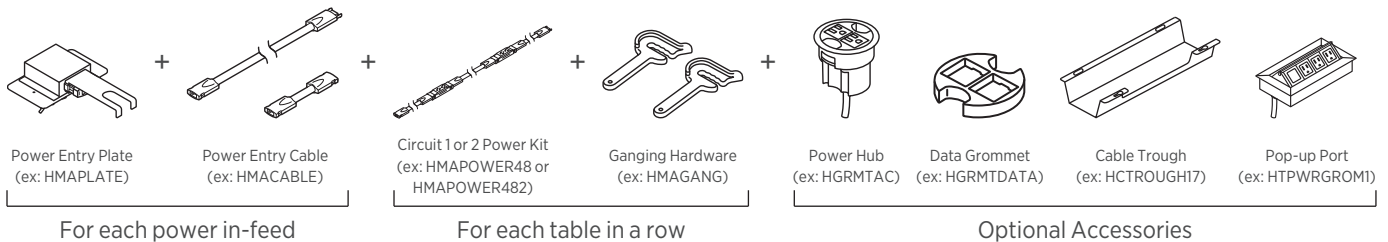
Select Model Number HQH5-E-3P3B	Select Paint Color FOG Fog SVR Silver BLK Black SVR
---	--

4-TRAC HARDWIRE ELECTRICAL SYSTEM

4-Trac Electrical System

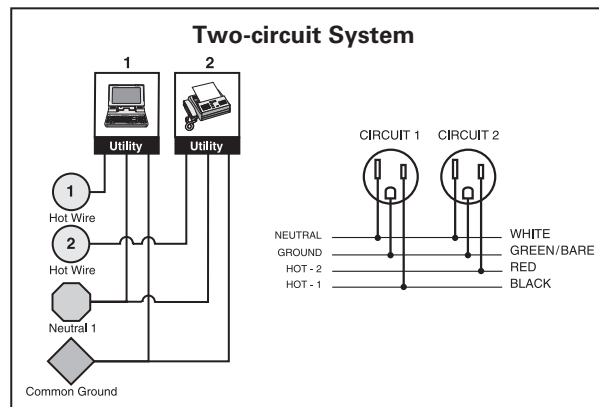
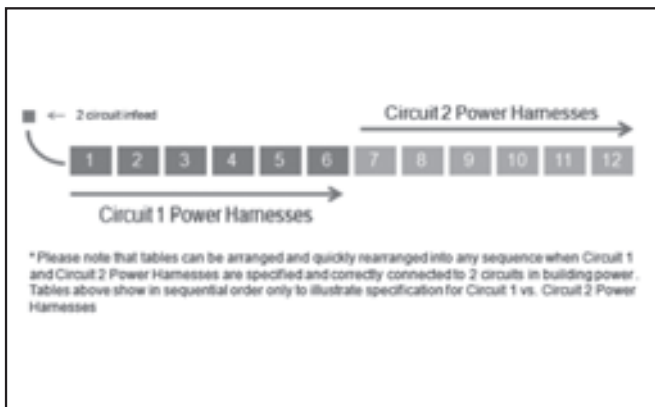
The 4-Trac Electrical System is a UL-recognized Manufactured Wiring System that seamlessly passes power from one worksurface to another. This low-profile non-sequential electrical system allows tables to be “daisy-chained” together in any desired order and allows users to reconfigure quickly due to simple connectable/disconnectable links.

- Meets requirements of UL 183 and National Electric Code Article 604
- 4-Wires, 2-circuits, 20 Amps each (Circuit 1 and Circuit 2 only)
- 13 Duplex Receptacles per circuit, 26, 15 Amp Duplex receptacle per power in-feed
- Electrical system attaches directly to underside of worksurface with included brackets
- Up to twelve tables can be linked together

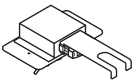
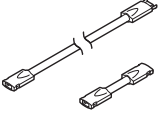




Steps for Electrical Specifications:

- Determine how many rows of tables are needed and order the following:
 - One HMAPLATE per row (or power in-feed)
 - One HMACABLE per row (or power in-feed)
- Order one power harness per table in each row
 - For 1-6 tables in a row (see illustration 1)
 - Order Circuit 1 Power Harnesses (ex. If powering six 24x60 tables order six sets of HMAPOWER60)
 - For 7-12 tables in a row (see illustration 1)
 - Order Circuit 1 Power Harness for first six tables and Circuit 2 Power Harness for remaining tables (ex. If powering eight 24x60 tables, order six sets of HMAPOWER60 and two sets of HMAPOWER602)
- Order one set of ganging hardware per table (ex. HMAGANG)
- Determine which accessories are needed:
 - Power Hub model HGRMTAC — to access power at worksurface.
 - Data Grommet model HGRMTDATA — to access data at worksurface.
 - Wire Management strips model HBTMS — for vertical and horizontal wire management.



4-TRAC HARDWIRE ELECTRICAL SYSTEM

	DESCRIPTION	MODEL	SHIP WEIGHT	CUBE	LIST PRICE
	Power Entry Plate	HMAPLATE	1.0	0.2	\$93
	Power Entry Cable • 6' power entry cable with male/female adapter. • Connects table to power entry plate.	HMACABLE	1.8	0.2	\$144
	Power Jumper Cable To connect tables front to front	HMAJUMP	0.5	0.3	\$49
	Circuit 1 Power Kit for 36" W Table	HMAPOWER36	1.5	0.3	\$261
	Circuit 1 Power Kit for 42" W Table	HMAPOWER42	1.8	0.3	\$264
	Circuit 1 Power Kit for 48" W Table	HMAPOWER48	1.8	0.3	\$266
	Circuit 1 Power Kit for 54" W Table	HMAPOWER54	2.0	0.3	\$272
	Circuit 1 Power Kit for 60" W Table	HMAPOWER60	2.0	0.3	\$276
	Circuit 1 Power Kit for 66" W Table	HMAPOWER66	2.2	0.3	\$279
	Circuit 1 Power Kit for 72" W Table	HMAPOWER72	2.2	0.3	\$281
	Circuit 1 Power Kit for 84" W Table	HMAPOWER84	2.4	0.3	\$291
	Circuit 1 Power Kit for 96" W Table	HMAPOWER96	2.6	0.3	\$300
	Circuit 2 Power Kit for 36" W Table	HMAPOWER362	1.5	0.3	\$261
	Circuit 2 Power Kit for 42" W Table	HMAPOWER422	1.8	0.3	\$264
	Circuit 2 Power Kit for 48" W Table	HMAPOWER482	1.8	0.3	\$266
	Circuit 2 Power Kit for 54" W Table	HMAPOWER542	2.0	0.3	\$272
	Circuit 2 Power Kit for 60" W Table	HMAPOWER602	2.0	0.3	\$276
Circuit 2 Power Kit for 66" W Table	HMAPOWER662	2.2	0.3	\$279	
Circuit 2 Power Kit for 72" W Table	HMAPOWER722	2.2	0.3	\$281	
Circuit 2 Power Kit for 84" W Table	HMAPOWER842	2.4	0.3	\$291	
Circuit 2 Power Kit for 96" W Table	HMAPOWER962	2.6	0.3	\$300	

NOTES:




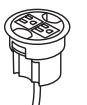
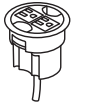



- Each power kit includes two duplex receptacles and attaches to the underside of the worksurface with included brackets.
- Power Kits are compatible with various base types including nesting bases.
- Available in Black finish, no specification needed.

HOW TO SPECIFY

Select
Model Number

H M A P L A T E

POWER & CABLE MANAGEMENT

	DESCRIPTION	MODEL	SHIP WEIGHT	CUBE	LIST PRICE
 Black only SIN 711-8	Black Field Installable Grommet with One Access Hole • Intended for use in tops and end panels to route/hide cords and facilitate reaching wall electrical outlets. • Requires a 2½" diameter hole saw and drill for installation (not included). • Grommet cap measures 3" diameter and includes a ¾" diameter cord access hole. • Grommet sleeve measures 2½" O.D. x ¾" thick. • Includes instructions to locate grommet position for desks, credenzas, returns and bridges. ⓘ The grommet is not designed to be used with the following HON Series: 94000, 38000, Mentor®, Metro Classic or 34000.	HFLDGRMT	0.1 Ⓢ	0.01	\$32
 SIN 711-8	Black Field Installable Grommet with Two Access Holes • Requires a 3" diameter hole saw and drill for installation (not included). • Grommet outside dimensions measures 3½" diameter. • Grommet sleeve measures 3" O.D. x 1" thick. • Includes instructions to locate grommet position for desks, credenzas, returns and bridges.	HFLDGRMT3	0.1 Ⓢ	0.3	\$32
 OPEN MARKET	Platinum Field Installable Grommet with Two Access Holes • Requires a 3" diameter hole saw and drill for installation (not included). • Outside dimension measures 3½" diameter. • Sleeve hole in worksurface measures 3" O.D. x 1" thick. • Includes instructions to locate grommet position for desks, credenzas, returns, and bridges.	HFLDGRMT4	0.1	0.01	\$32
 SIN 71-302	Power Hub, 3" Grommet Mount, 6' Cord • Fits in 3" round grommet holes. • Two grounded AC power outlets. • Includes 6' cord with three-prong plug. • Field installed with Plug-and-play ease. ⓘ Available in black only (no color designation so use .X - Specify: HGRMTAC.X).	HGRMTAC	1.3	0.2	\$111
 SIN 71-302 	3" Round Power Grommet - 2 Outlets, 10' Cord • Includes 10' cord with three-prong plug. • Fits in 3" round grommet holes. • Two grounded AC power outlets. • Field installed with Plug-and-play ease. NOTES: Power Modules will also work with standing-height applications for 10500 Series™ and Voi® desks. Optional Memory Control allows preset worksurface heights for consistency. Ships separately. Dynamic load capacity when worksurface is moving is 300 lbs. ⓘ Available in black finish only, no specification needed.	HGRMTAC2	1.5	0.2	\$148
 SIN 71-302	Power/USB Hub, 3" Grommet Mount • One grounded AC power outlet with 2 USB ports. • UL Listed. ⓘ Available in black only (no color designation so use .X - Specify: HGRMTUSB2.X). ⓘ Not compatible with Arrange® tables.	HGRMTUSB2	1.3 Ⓢ	0.2	\$224
 SIN 711-11	Data Grommet Blank grommet kit that includes adapters for a variety of manufacturers jacks and couplers. • Fits in existing 3" round grommet housing. ⓘ Available in black only. Specify P when ordering. Example: HGRMTDATA.P.	HGRMTDATA	0.2	0.2	\$19

HOW TO SPECIFY


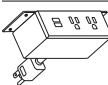
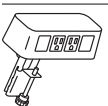
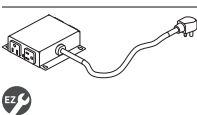
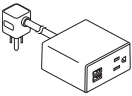
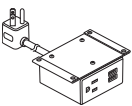

Select
Model Number

H F L D G R M T



Icon Legend on page 19

POWER

	DESCRIPTION	MODEL	SHIP WEIGHT	CUBE	LIST PRICE
 Model HPWRMOD3WC shown	Dean Power Modules with Worksurface Clamp 3 Receptacles 2 Receptacles, 2 USB 2 Receptacles, 2 USB with Qi Wireless Charging Top	HPWRMOD3WC HPWRMOD2WC HPWRMOD4WC	2.3 Ⓢ 2.3 Ⓢ 2.3 Ⓢ	0.2 0.2 0.2	\$307 \$491 \$663
	<ul style="list-style-type: none"> 6' power cord with standard three-prong plug. Worksurface clamp models work on any top with a 4" overhang. UL Listed. 				
 Model HPWRMOD2UWM shown	Dean Power Modules with Under-Worksurface Mounting Bracket 3 Receptacles 2 Receptacles, 2 USB	HPWRMOD3UWM HPWRMOD2UWM	2.3 Ⓢ 2.3 Ⓢ	0.2 0.2	\$307 \$491
	<ul style="list-style-type: none"> 6' power cord with standard three-prong plug. Under-worksurface mounting bracket models work with any top that has a 5" x 5" square clearance. UL Listed. 				
	Power & Data Center 2 Receptacles 2 Data Accessory	HCOMDOME2	2.5 Ⓢ	0.2	\$293
	<ul style="list-style-type: none"> Standard with two receptacles and openings for two data ports. 6' power cord with standard three-prong plug. Fits on any worksurface with a 4" overhang. UL Listed. 				
 EZ	Under Worksurface Power Module — 4 Outlets, 10' Cord	HPWRMOD2	1.5	0.2	\$401
	<ul style="list-style-type: none"> Includes 10' cord with three-prong plug. Fits in cable management troughs. See page 851. 4 outlets on side create easy access. NOTES: Power Modules will also work with standing-height applications for 10500 Series™ and Voi® desks. Available in black finish only, no specification needed.				
	Miki Surface Sit Power Module	HSPWR-1P-2U	2.0 Ⓢ	0.6	\$149
	<ul style="list-style-type: none"> Includes 6' cord with three-prong plug. 1 Receptacle, 2 USB Unit features non-slip grip on underside. 				
	Miki Under-Worksurface Power Module	HUMPWR-1P-2U	2.0 Ⓢ	0.6	\$171
	<ul style="list-style-type: none"> Includes 6' cord with three-prong plug. 1 Receptacle, 2 USB 				
	Vesta Mobile Power Station	HPWRMOB1	14.0 Ⓢ	3.3	\$989
	<ul style="list-style-type: none"> Includes 10' retractable cord with three-prong plug. 3 AC, 1 Dual USB-A, 1 USB-C at top 2 AC at base Specify Paint and Plastic. SPECIFYING EXAMPLE: HPWRMOB1.BLK.STRM				

WORKPLACE TOOLS

HOW TO SPECIFY

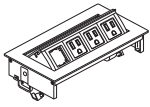
Select Model Number H S M P W R - 1 P - 2 U .	Select Plastic Specify for Dean and Miki models STRM Storm SNW Snow S N W	
Select Model Number H P W R M O B 1 .	Select Exterior Paint Color Specify for model HPWRMOB1 only FOG Fog STRM Storm BLK Black SNW Snow B L K .	Select Paint Color Specify for model HPWRMOB1 only FOG Fog STRM Storm BLK Black SNW Snow S T R M

POWER

OPEN MARKET



Icon Legend on page 19



DESCRIPTION

MODEL

SHIP WEIGHT

CUBE

LIST PRICE

MhoB 4' x 8' Pop-up Port

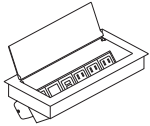
HTG1PWR-3P-1B

5

0.3

\$392

- Specify G1 cutout in table top.
- Pop-up Port provides three power ports and one blank data receptacle.
- Sits flush with worksurface when closed.
- Includes 6' cord with three-prong plug.



ElloraB 5' x 11' Flip-top Port

HTG2PWR-4P-2B

5

0.3

\$579

- Specify G2 cutout in table top.
- Flip-top Port provides four power ports and two blank data receptacles.
- Conceals wires and allows power cords to be plugged in while in use.
- Includes 10' cord with three-prong circuit breaker plug.

NOTES: Two circuit breaker plugs do not fit into one duplex.

ElloraB 5' x 11' Flip-top Port

HTG2PWR-3P-1E

5

0.3

\$710

- Specify G2 cutout in table top.
- Flip-top Port provides one blank for Extron plate and three power ports.
- Extron AAP plates can be integrated into grommet to support changing technology.
- Conceals wires and allows power cords to be plugged in while in use.
- Includes 10' cord with three-prong plug.

ElloraB 5' x 11' Flip-top Port

HTG2PWR-3P-2B-2U

5

0.3

\$841

- Specify G2 cutout in table top.
- Flip-top Port provides 3 Power, 1 USB, and 2 Blank Data Ports.
- Conceals wires and allows power cords to be plugged in while in use.
- Includes 10' cord with three-prong plug.

ElloraB 5' x 11' Flip-top Port

HTG2PWR-3P-1U-W

5

0.3

\$861

- Specify G2 cutout in table top.
- Flip-top Port provides 3 Power, 1 USB, and Qi wireless charging lid.
- Conceals wires and allows power cords to be plugged in while in use.
- Includes 10' cord with three-prong plug.

WORKPLACE TOOLS

HOW TO SPECIFY

Select Model Number

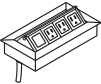
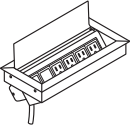
Select Paint Color

- SVR** Silver
- BLK** Black
- FOG** Fog

H T G 2 P W R - 4 P - 2 B .

B L K



	DESCRIPTION	MODEL	SHIP WEIGHT	CUBE	LIST PRICE
	<p>Pop-up Port</p> <ul style="list-style-type: none"> Fits into 4" x 8" cutout. Specify G1 cutout in table top. Pop-up Port provides three power ports and one blank data receptacle. Sits flush with worksurface when closed. Includes 6' cord with three-prong plug. <p>! Available in Silver finish only, no specification needed.</p>	HTPWRGROM1 *	5	0.3	\$392
	<p>Flip-top Port</p> <ul style="list-style-type: none"> Fits into 5" x 11" cutout. Specify G2 cutout in table top. Flip-top Port provides four power ports and two blank data receptacles. Conceals wires and allows power cords to be plugged in while in use. Includes 10' cord with three-prong circuit breaker plug. <p>! Available in Anodized Aluminum finish only, no specification needed.</p> <p>NOTES: Two circuit breaker plugs do not fit into one duplex.</p>	HTPWRGROM2 *	5	0.3	\$579
	<p>Flip-top Port</p> <ul style="list-style-type: none"> Fits into 5" x 11" cutout. Specify G2 cutout in table top. Flip-top Port provides one blank Extron plate and three power ports. Extron AAP plates can be integrated into grommet to support changing technology. Conceals wires and allows power cords to be plugged in while in use. Includes 10' cord with three-prong plug. <p>! Available in Anodized Aluminum finish only, no specification needed.</p>	HTPWRGROM4 *	5	0.3	\$710
	<p>Flip-top Port</p> <ul style="list-style-type: none"> Fits into 5" x 11" cutout. Specify G2 cutout in table top. Flip-top Port provides 3 Power, 1 USB and 2 Blank Data Ports. Conceals wires and allows power cords to be plugged in while in use. Includes 10' cord with three-prong plug. <p>! Available in Anodized Aluminum finish only, no specification needed.</p>	HTPWRGROM5 *	5	0.3	\$841

NOTES:

* De-emphasized.

HOW TO SPECIFY

Select Model Number

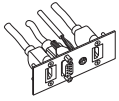
H T P W R G R O M 1

POWER

OPEN MARKET



Icon Legend on page 19



DESCRIPTION	MODEL	SHIP WEIGHT	CUBE	LIST PRICE
Extron Plate (Double Space) — VGA, HDMI, HDMI, Audio	HTPLATEVHAU	1	0.1	\$399

NOTES:

• 1 Double Space Plate can be used with HTG2PWR-3P-1E or HTPWRGROM4 Flip-top Port.

! Available in Black finish only, no specification needed.

WORKPLACE TOOLS

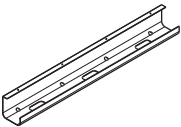

HOW TO SPECIFY

Select
Model Number

HTPLATEVHAU



POWER & CABLE MANAGEMENT

	DESCRIPTION	MODEL	SHIP WEIGHT	CUBE	LIST PRICE	
 <p>SIN 711-1</p>	Cable Management Troughs 17"W — Single 17"W — 10-Pack 36"W — Single 36"W — 10-Pack	HCTROUGH17 HCTROUGH1710 HCTROUGH36 HCTROUGH3610	2.7 Ⓔ 14.0 Ⓔ 4.9 Ⓔ 30.0 Ⓔ	0.5 0.5 0.9 0.9	\$67 \$620 \$113 \$1045	
	<ul style="list-style-type: none"> • Cable management troughs ship flat packed. • The troughs attach to underneath the worksurface with screws. • Cutouts in trough allow access to power without the need to detach from surface. 17"W = 1 cutout; 36"W = 2 cutouts. • Color: Graphite. • Material: Metal. • TAA Compliant. 					
	 <p>OPEN MARKET</p>	O-Leg Cord Clips Clips for 28½" Worksurface O-Legs — 8-Pack Clips for Stack-on Storage, Hutch and Layering O-Legs — 4-Pack	HWMCLIPLG HWMCLIPSM	0.8 Ⓔ 0.5 Ⓔ	0.1 0.1	\$99 \$65
		NOTES: Wire clips work with 7" Low Credenza O-leg and 29"H Support O-leg. Wire clips also work with the 50" and 65" Overhead O-leg supports. ⓘ Available in frosted plastic material only.				
 <p><i>Black only</i></p> <p>SIN 711-1</p>	Cable Management Tray 24" 36"	HHCMT24 HHCMT36	2.0 Ⓔ 3.0 Ⓔ	0.3 0.4	\$73 \$90	
	ⓘ Available in Black only.					
 <p>SIN 711-2</p>	Vertical Wire Management Vertebrae NOTES: 30"H x 3¼"W x 1½"D. Ships unassembled. ⓘ Clear finish. Specify "X" for finish option. SPECIFYING EXAMPLE: HMPVWM28.X	HMPVWM28	3.0	0.3	\$221	

WORKPLACE TOOLS

HOW TO SPECIFY

Select Model Number H H C M T 2 4 .	Select Paint Color P Black
---	--------------------------------------



HEALTHY WORKPLACE TOOLS



DESCRIPTION

Hand Sanitizer Station
 Mounting Area: 6"W x 12"H
 Base: 12"W x 16"H

MODEL

HHC-SANSTND

SHIP WEIGHT

15

CUBE

6.1

LIST PRICE BY PAINT GRADE

P1

\$256

P2

\$282

P3

\$294

NOTES:

- Freestanding.
 - Stand is compatible with most manufacturers' automatic hand sanitizer dispensers. Mounting area is 6"W x 12"H.
 - No assembly required.
 - Metal base for added stability.
 - Dispenser sold separately.
- For indoor use only.



DESCRIPTION

Hand Sanitizer Mounts
Panel/Wall Mounted Station

MODEL

SPLH-SYST-BKIT.M504975

SHIP WEIGHT

3.5

CUBE

0.4

LIST PRICE BY PAINT GRADE

P1

\$117

P2

\$120

P3

\$121

NOTES: Model comes equipped for left- or right-handed mounting on panels. Panel mount brackets not needed for wall mount application. Model is intended to be used with sanitizers 12 oz. or smaller. Interior dimensions: 3¼"W x 2"D x 4"H.

Model does not come equipped with wall mounted hardware.



Tool Rail Mounted Station

SPLH-SYST-BKIT.M504976

SHIP WEIGHT

3.5

CUBE

0.4

\$117

\$120

\$121

NOTES: Model is intended to be used with sanitizers 12 oz. or smaller. Interior dimensions: 3¼"W x 2"D x 4"H.

WORKPLACE TOOLS

PAINT CODES

- P1**
- ◆ Black P
 - ◆ Brownstone P7D
 - ◆ Charcoal S
 - ◆ Designer White PJW
 - ◆ Fossil P28
 - ◆ Greige T5
 - ◆ Light Gray Q
 - ◆ Loft LOFT
 - ◆ Muslin T3
 - ◆ Putty L
 - ◆ Shadow SHDW
 - ◆ Titanium P8T

- P2**
- ◆ Champagne Metallic T4
 - ◆ Platinum Metallic T1
 - ◆ Silver PR6
 - ◆ Solar Black P8X
- P3**
- ◆ Atom P8S
 - ◆ Bullseye PJF
 - ◆ Ember P8P
 - ◆ Ion P8N
 - ◆ Iris P8J
 - ◆ Krypton P8F
 - ◆ Regatta P8M

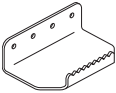
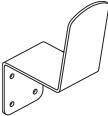
De-emphasized

HOW TO SPECIFY

Select Model Number	Select Finish
H H C - S A N S T N D .	P 8 T



HEALTHY WORKPLACE TOOLS

	DESCRIPTION	MODEL	SHIP WEIGHT	CUBE	LIST PRICE
	Metal Foot Pull 5"W x 3¾"D x 1½"H				
	Pack of 5	HHC-FOOTPULL5	8 Ⓢ	0.7	\$321
	Pack of 15	HHC-FOOTPULL15	23 Ⓢ	0.7	\$900
	Metal Arm Pull 2½"W x 4½"D x 7½"H				
	Pack of 5	HHC-ARMPULL5	8 Ⓢ	0.7	\$321
	Pack of 15	HHC-ARMPULL15	23 Ⓢ	0.7	\$900

NOTES:

- Pulls are made from 10-gauge steel.
- Mounting hardware included for attaching to steel and wood doors.
- Available in Textured Black and Textured Titanium.
- Available in 5-packs and 15-packs.

HOW TO SPECIFY

<p>Select Model Number</p>	<p>Select Finish</p> <p>P6P Textured Black P8V Textured Titanium</p>
<p>H H C - F O O T P U L L 5 .</p>	<p>P 6 P</p>

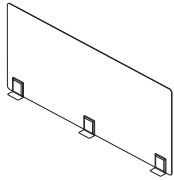
HEALTHY WORKPLACE TOOLS

Universal Screens

OPEN MARKET

ABI

Icon Legend on page 19



DESCRIPTION

Metal Table Screen

20"H x 45½"W, for 48"W Surfaces
 20"H x 51½"W, for 54"W Surfaces
 20"H x 57½"W, for 60"W Surfaces
 20"H x 63½"W, for 66"W Surfaces

MODEL

HMTLSCRN2048
HMTLSCRN2054
HMTLSCRN2060
HMTLSCRN2066

SHIP WEIGHT CUBE

36.4 5.5
 39.7 6.1
 43.1 6.7
 46.4 7.3

LIST PRICE BY PAINT GRADE

P1 P2 P3 P6

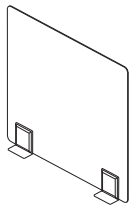
\$636 \$656 \$676 \$736
\$668 \$688 \$708 \$768
\$702 \$722 \$742 \$802
\$737 \$757 \$777 \$837

25"H x 45½"W, for 48"W Surfaces
 25"H x 51½"W, for 54"W Surfaces
 25"H x 57½"W, for 60"W Surfaces
 25"H x 63½"W, for 66"W Surfaces

HMTLSCRN2548
HMTLSCRN2554
HMTLSCRN2560
HMTLSCRN2566

42.8 6.7
 46.9 7.4
 51.1 8.2
 55.3 9.0

\$700 \$720 \$740 \$800
\$735 \$755 \$775 \$835
\$772 \$792 \$812 \$872
\$810 \$830 \$850 \$910



Metal Lateral Screen

20"H x 21"D, for 24"D Surfaces
 20"H x 25"D, for 27"-30"D Surfaces
 20"H x 36"D, for 36"D Surfaces

HMTLSCRN2024
HMTLSCRN2030
HMTLSCRN2036

19.5 3.0
 21.6 3.4
 26.6 4.3

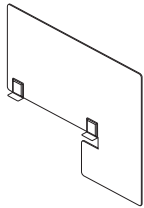
\$440 \$460 \$480 \$540
\$462 \$482 \$502 \$562
\$485 \$505 \$525 \$585

25"H x 21"D, for 24"D Surfaces
 25"H x 25"D, for 30"D Surfaces
 25"H x 34"D, for 36"D Surfaces

HMTLSCRN2524
HMTLSCRN2530
HMTLSCRN2536

22.4 3.7
 25.0 4.2
 31.3 5.3

\$484 \$504 \$524 \$584
\$508 \$528 \$548 \$608
\$534 \$554 \$574 \$634



Metal Extended Screen

20"H x 33½"D, for 24"D Surfaces
 20"H x 37"D, for 30"D Surfaces

HMTLEXSCRN2036
HMTLEXSCRN2042

61.2 5.7
 65.9 6.3

\$585 \$605 \$625 \$685
\$614 \$634 \$654 \$714

25"H x 33½"D, for 24"D Surfaces
 25"H x 37"D, for 30"D Surfaces

HMTLEXSCRN2536
HMTLEXSCRN2542

71.6 6.6
 77.4 7.3

\$644 \$664 \$684 \$744
\$676 \$696 \$716 \$776

NOTES:

- Metal screens are single-piece steel construction.
- Screens mount by using double stick tape, which provides the ability to mount to any surface.
- Metal Extended Screen can be used on all HON products including Voi®, Empower®, and Coordinate™ Height Adjustable Tables. Extended screen can also be used on any 2½" thick or under surface with 5"D clear space underneath.
- Minimum mounting clearance on top of worksurface at each bracket location is 3"W x 1½"D.

PAINT CODES

- P1**
 ♦ Black **P**
 ♦ Brownstone **P7D**
 ♦ Charcoal **S**
 ♦ Designer White **PJW**
 ♦ Fossil **P28**
 ♦ Greige **T5**
 ♦ Light Gray **Q**
 ♦ Loft **LOFT**
 ♦ Muslin **T3**
 ♦ Putty **L**
 ♦ Shadow * **SHDW**
 ♦ Titanium **P8T**

- P2**
 ♦ Champagne Metallic **T4**
 ♦ Platinum Metallic **T1**
 ♦ Silver **PR6**
 ♦ Solar Black **P8X**
- P3**
 ♦ Atom **P8S**
 ♦ Bullseye **PJF**
 ♦ Ember **P8P**
 ♦ Ion **P8N**
 ♦ Iris **P8J**
 ♦ Krypton **P8F**
 ♦ Regatta **P8M**
- P6**
 ♦ Markerboard **MKB**

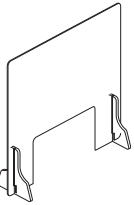
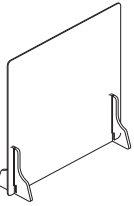
* De-emphasized

HOW TO SPECIFY

Select Model Number H M T L S C R N 2 0 5 4 .	Select Frame Paint P 8 T .	Select Bracket Paint NA No specification needed N A
---	--------------------------------------	--



HEALTHY WORKPLACE TOOLS

	DESCRIPTION	MODEL	SHIP WEIGHT	CUBE	LIST PRICE
	Plexi-Glass Screens with Pass-Thru Opening				
	36”H x 30”W	HHC-TASCRN3630	13	1.4	\$460
	36”H x 36”W	HHC-TASCRN3636	15	1.1	\$470
	36”H x 48”W	HHC-TASCRN3648	19	1.5	\$480
	Plexi-Glass Screens without Pass-Thru Opening				
	24”H x 30”W	H-TASCRN2430	10	1.0	\$411
	24”H x 36”W	H-TASCRN2436	11	1.2	\$419
	24”H x 48”W	H-TASCRN2448	14	1.6	\$436
	36”H x 30”W	H-TASCRN3630	13	1.4	\$460
	36”H x 36”W	H-TASCRN3636	15	1.1	\$470
	36”H x 48”W	H-TASCRN3648	19	1.5	\$480

NOTES:

- Screens ship with two black stands each.
- Screen stand is 11”D x 12”H.
- Pass-thru opening is 20”W x 12”H.

- Easy to assemble, no tools required.
- Unit is freestanding and does not need to be fixed to any surface.

HOW TO SPECIFY

Select Model Number

HHC-TASCRN3636