

ASTIR™ COLLABORATIVE WORK SEATING



Astir™ Collaborative Work Seating shown with Birk™ Tables and Acoustic Solutions by Unika Vaev.

ASTIR™

Astir™ Collaborative Work answers the call for soft seating solutions while providing separate work spaces and sturdy posture support for those looking to step away from their desks. The line provides a soft yet upright sit to keep employees engaged and working comfortably at a table setting. High back and side options help keep private conversations private — so teams don't have to be confined in close quarters, such as a conference room. And a unique, single-seat style with high screens on three sides creates a quiet, secure and comfortable space for individual focus.



FEATURES

- Seat height and back angle are scaled for more of an upright working posture.
- Choose from One+, Two- or Three-Seat Lounges in low- or high-back options.
- High-back screens available in knit mesh or fabric options and provide visual privacy on back and sides.
- Fabric high-back screen option available in cleanable fabrics (see HON's cleaning guide for instructions).
- Choose from three different leg styles to customize your look.
- Two- or Three-Seat Benches add extra seating for commons or reception areas.
- Pouf model functions as both impromptu seating and a place to kick up your feet.
- Replaceable seat cushion enhances comfort and cleanability, and allows for easy changing.
- With the multi-fabric options, seat cushion and frame can be specified in different fabrics for a modern aesthetic.
- Add an optional power module to route power directly underneath the seat.

ASTIR™ Options

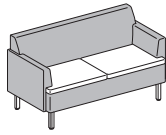
MODEL OPTIONS

HASLB1, HASLB1MF -
Multi-Fabric



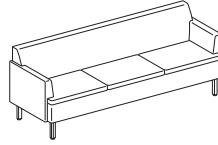
Lounge
One+ Seat, Low-Back

HASLB2, HASLB2MF -
Multi-Fabric



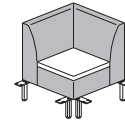
Lounge
Two-Seat, Low-Back

HASLB3, HASLB3MF -
Multi-Fabric



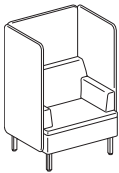
Lounge
Three-Seat, Low-Back

HASLBTC, HASLBTCMF -
Multi-Fabric



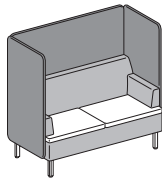
Lounge
True Corner, Low-Back

HASHB1, HASHB1MF -
Multi-Fabric



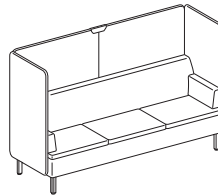
Lounge
One+ Seat, Low-Back

HASHB2, HASHB2MF -
Multi-Fabric



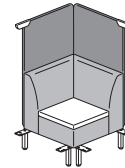
Lounge
Two-Seat, High-Back Screen

HASHB3, HASHB3MF -
Multi-Fabric



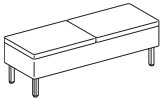
Lounge
Three-Seat, High-Back Screen

HASHBTC, HASHBTCMF -
Multi-Fabric



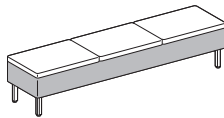
Lounge
True Corner, High-Back Screen

HASB2, HASB2MF -
Multi-Fabric



Bench
Two-Seat Bench

HASB3, HASB3MF -
Multi-Fabric



Bench
Three-Seat Bench

HASPSS, HASPSSMF -
Multi-Fabric



Pouf

Low-Back, Multi-Fabric



High-Back, Multi-Fabric

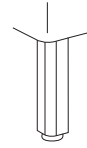


SCREEN FABRIC OPTIONS

HON BRANDED FABRICS

GRADE 1	GRADE 2	GRADE 3	KNIT
Apex	Appoint Seating	Purl	Light
Centurion	Blume	Quill	Medium
Contourett	Clyde	Silvertex Vinyl	Dark
Dapper	Rush		
Ensemble	Seed		
Hamilton	Whisper Vinyl		
Inertia			
Pebble			
			FABRICS
			Apex
			Blume
			Contourett
			Pebble
			Silvertex Vinyl
			Whisper Vinyl

LEG STYLE

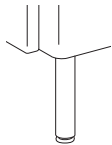


CODE	DESCRIPTION	PRICE
PM	Post Metal	+\$50
<i>Available in the following finishes:</i>		
P8V	Textured Titanium	
P7A	Textured Charcoal	
P8X	Solar Black	+\$20
PR5	Champagne Metallic	+\$20

For a complete list of fabrics, including partnership fabrics, go to hon.com/fabricsandfinishes.

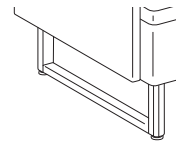
Reference Fabric Color Combinations on pages 18-22 of the HON 2020 Seating Pricer for color codes and legend on page 19 for lead times.

LEG STYLE



CODE	DESCRIPTION	PRICE
DW	Dowel Wood	+\$0
<i>Available in the following finishes:</i>		
LFW1	Florence Walnut	
LKI1	Kingswood Walnut	
LLA1	Lowell Ash	
D	Natural Maple	
LNRI	Natural Recon	
LPE1	Phantom Ecrú	
PINC	Pinnacle	
LPT1	Portico Teak	
LSW1	Skyline Walnut	
LSA1	Sterling Ash	

LEG STYLE



CODE	DESCRIPTION	PRICE
SW	Sled Wood	+\$100
<i>Available in the following finishes:</i>		
LFW1	Florence Walnut	
LKI1	Kingswood Walnut	
LLA1	Lowell Ash	
D	Natural Maple	
LNRI	Natural Recon	
LPE1	Phantom Ecrú	
PINC	Pinnacle	
LPT1	Portico Teak	
LSW1	Skyline Walnut	
LSA1	Sterling Ash	

MULTI-FABRIC COM YARDAGE

Due to fabric pattern nesting and potential reduction of fabric yield, some multi-fabric models may require more total yardage than standard models.


MODEL	COM (ARMLESS)			COM (ONE ARM/SIDE)			COM (BOTH ARMS/SIDES)		
	Seat	Back/Frame	Screen	Seat	Back/Frame	Screen	Seat	Back/Frame	Screen
HASLB1	—	—	—	—	—	—	6.5		
HASLB1MF	—	—	—	—	—	—	1.5	5.0	—
HASLBTC	—	5.0	—	—	—	—	—	—	—
HASLBTCMF	1.5	4.0	—	—	—	—	—	—	—
HASLB2	—	7.0	—	—	8.0	—	9.0		
HASLB2MF	3.0	4.5	—	3.0	5.5	—	3.0	6.5	—
HASLB3	—	10.0	—	—	11.0	—	12.0		
HASLB3MF	4.0	6.0	—	4.0	7.5	—	4.0	8.5	—
HASHB1	—	—	—	—	—	—	4.5		8.0
HASHB1MF	—	—	—	—	—	—	1.5	3.5	8.0
HASHBTC	—	5.0	5.5	—	—	—	—	—	—
HASHBTCMF	1.5	4.0	5.5	—	—	—	—	—	—
HASHB2	—	7.0	5.5	—	7.0	8.0	7.0		11.0
HASHB2MF	3.0	4.5	5.5	3.0	4.5	8.0	3.0	4.5	11.0
HASHB3	—	10.5	5.5	—	10.5	8.0	10.5		
HASHB3MF	4.0	7.0	5.5	4.0	7.0	8.0	4.0	7.0	11.0
HAS PSS	—	2.0	—	—	—	—	—		
HAS PSSMF	1.0	1.5	—	—	—	—	—	—	—
HASB2	—	4.5	—	—	—	—	—		
HASB2MF	3.0	2.0	—	—	—	—	—	—	—
HASB3	—	6.5	—	—	—	—	—		
HASB3MF	4.0	2.5	—	—	—	—	—	—	—

ASTIR™ Collaborative Work Seating

OPEN MARKET



HASLB1



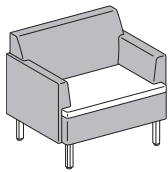
ONE+ SEAT — LOW-BACK DIMENSIONS

Depth:	29	Back Height:	16
Height:	32	Back Width:	33½
Width:	36½	Arm Height:	7½
Usable Seat Depth:	19¾	Ship Weight:	95
Seat to Floor Height:	18¾	Cube:	21.2
Seat Width:	27	COM:	See page 3
		Weight Rating:	300 lbs.

FABRIC PRICE CODES

1	\$1980	8	\$2745
2	\$2072	9	\$2868
3	\$2164	10	\$2990
4	\$2256	11	\$3113
5	\$2378	12	\$3235
6	\$2500	L	—
7	\$2623		

HASLB1MF



ONE+ SEAT — LOW-BACK, MULTI-FABRIC DIMENSIONS

Depth:	29	Back Height:	16
Height:	32	Back Width:	33½
Width:	36½	Arm Height:	7½
Usable Seat Depth:	19¾	Ship Weight:	95
Seat to Floor Height:	18¾	Cube:	21.2
Seat Width:	27	COM:	See page 3
		Weight Rating:	300 lbs.

FABRIC PRICE CODES

1	\$2130	
<i>Add to Base Price Above</i>		
	Seat	Frame/Back
2	\$23	\$77
3	\$46	\$153
4	\$69	\$230
5	\$99	\$332
6	\$130	\$434
7	\$161	\$536
8	\$191	\$638
9	\$222	\$740
10	\$253	\$842
11	\$283	\$944
12	\$314	\$1046

HON Recommendation: HASLB1.B.PURL__DW__ - List Price \$2164

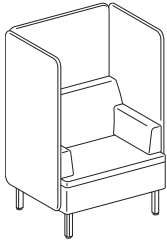
HOW TO SPECIFY

Select Model Number HASLB1MF	Select Arm Type B Both Arms	Select Fabric See page 3 <i>Specify for Single Fabric model only</i>	Select Seat Cushion Fabric See page 3 <i>Specify for MF model only</i>	Select Back and Frame Fabric See page 3 <i>Specify for MF model only</i>	Select Leg and Color DW Dowel Wood PM Post Metal (+ \$50) SW Sled Wood (+ \$100) See page 3 for colors
H A S L B 1 M F .	B .	P B L E 0 7 .	P B L E 0 9 .	P B L E 0 6 .	P M P 8 V



ASTIR™ Collaborative Work Seating

HASHB1



ONE+ SEAT — HIGH-BACK SCREEN

DIMENSIONS

Depth:	29¾	Back Height:	16
Height:	54	Back Width:	33½
Width:	35	Arm Height:	7½
Usable Seat Depth:	19¾	Ship Weight*:	124
Seat to Floor Height:	18¾	Cube:	24.1
Seat Width:	25½	COM:	See page 3
		Weight Rating:	300 lbs.

FABRIC PRICE CODES

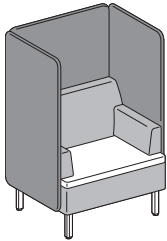
1 \$2700

Add to Base Price Above

	Unit	Knit	Screen
1	—	1	—
2	\$69	2	\$150
3	\$138	3	\$280
4	\$207	4	\$410
5	\$298	5	\$540
6	\$390	6	\$714
7	\$482	7	\$887
8	\$574	8	\$1061
9	\$666	9	\$1234
10	\$758	10	\$1408
11	\$849	11	\$1581
12	\$941	12	\$1755

*Ships in two cartons.

HASHB1MF



ONE+ SEAT — HIGH-BACK SCREEN, MULTI-FABRIC

DIMENSIONS

Depth:	29¾	Back Height:	16
Height:	54	Back Width:	33½
Width:	35	Arm Height:	7½
Usable Seat Depth:	19¾	Ship Weight*:	124
Seat to Floor Height:	18¾	Cube:	24.1
Seat Width:	25½	COM:	See page 3
		Weight Rating:	300 lbs.

FABRIC PRICE CODES

1 \$2850

Add to Base Price Above

	Seat	Back/ Frame	Knit	Screen
1	—	—	1	—
2	\$23	\$54	2	\$150
3	\$46	\$107	3	\$280
4	\$69	\$161	4	\$410
5	\$99	\$232	5	\$540
6	\$130	\$304	6	\$714
7	\$161	\$375	7	\$887
8	\$191	\$446	8	\$1061
9	\$222	\$518	9	\$1234
10	\$253	\$589	10	\$1408
11	\$283	\$661	11	\$1581
12	\$314	\$732	12	\$1755

*Ships in two cartons.

HON Recommendation: HASHB1.B.PURL__KMD.DW__ - List Price \$2838

HOW TO SPECIFY

Select Model Number	Select Arm Type	Select Fabric	Select Seat Cushion Fabric	Select Back and Frame Fabric	Select Screen Knit or Fabric	Select Leg and Color
	B Both Side Screens	See page 3 Specify for Single Fabric model only	See page 3 Specify for MF model only	See page 3 Specify for MF model only	Knit Options: KLT Light KMD Medium KDK Dark See page 3 for all options	DW Dowel Wood PM Post Metal (+ \$50) SW Sled Wood (+ \$100) See page 3 for colors
HASHB1MF	B	PBLE07	PBLE09	PBLE06	KMD	PMP8V


ASTIR™ Collaborative Work Seating

OPEN MARKET

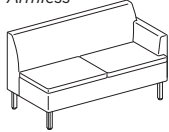


HASLB2

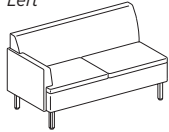
TWO-SEAT LOUNGE — LOW-BACK



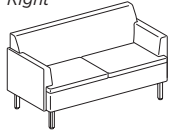
Armless



Left



Right



Both Arms

DIMENSIONS

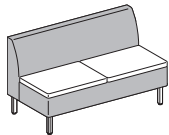
Depth:	29	Back Height:	16
Height:	32	Back Width:	56½
Width (armless):	56½	Arm Height:	7½
Width (one arm):	58	Ship Weight (armless):	113
Width (both arms):	59½	Ship Weight (one arm):	122
Usable Seat Depth:	19¾	Ship Weight (both arms):	131
Seat to Floor Height:	18¾	Cube:	35.1
Seat Width (armless):	56½	COM:	See page 3
Seat Width (one arm):	53¼	Weight Rating:	300 lbs.
Seat Width (both arms):	50		(per seat)

FABRIC PRICE CODES


1	\$2210	8	\$3358
2	\$2348	9	\$3542
3	\$2486	10	\$3725
4	\$2623	11	\$3909
5	\$2807	12	\$4093
6	\$2991	L	—
7	\$3174		

HASLB2MF

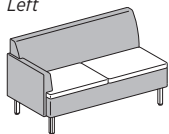
TWO-SEAT LOUNGE — LOW-BACK, MULTI-FABRIC



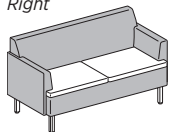
Armless



Left



Right



Both Arms

DIMENSIONS

Depth:	29	Back Height:	16
Height:	32	Back Width:	56½
Width (armless):	56½	Arm Height:	7½
Width (one arm):	58	Ship Weight (armless):	113
Width (both arms):	59½	Ship Weight (one arm):	122
Usable Seat Depth:	19¾	Ship Weight (both arms):	131
Seat to Floor Height:	18¾	Cube:	35.1
Seat Width (armless):	56½	COM:	See page 3
Seat Width (one arm):	53¼	Weight Rating:	300 lbs.
Seat Width (both arms):	50		(per seat)

FABRIC PRICE CODES

1	\$2360		
<i>Add to Base Price Above</i>			
		Seat	Frame/Back
2	\$46	\$107	
3	\$92	\$214	
4	\$138	\$321	
5	\$199	\$464	
6	\$260	\$607	
7	\$321	\$750	
8	\$383	\$893	
9	\$444	\$1036	
10	\$505	\$1179	
11	\$566	\$1321	
12	\$628	\$1464	

HON Recommendation: HASLB2.B.PURL__DW__ - List Price \$2936

HOW TO SPECIFY

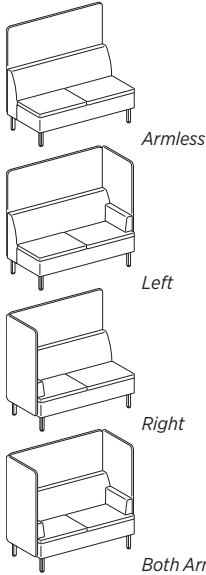
Select Model Number HASLB2MF	Select Arm Type N Armless L Left Side (+ \$225) R Right Side (+ \$225) B Both Arms (+ \$450)	Select Fabric See page 3 Specify for Single Fabric model only	Select Seat Cushion Fabric See page 3 Specify for MF model only	Select Back and Frame Fabric See page 3 Specify for MF model only	Select Leg and Color DW Dowel Wood PM Post Metal (+ \$50) SW Sled Wood (+ \$100) See page 3 for colors
H A S L B 2 M F .	B .	P B L E 0 7 .	P B L E 0 9 .	P B L E 0 6 .	P M P 8 V



ASTIR™ Collaborative Work Seating

HASHB2

TWO-SEAT LOUNGE — HIGH-BACK SCREEN



DIMENSIONS

Depth:	29¾	Back Height:	16
Height:	54	Back Width:	56½
Width (armless):	56½	Arm Height:	7½
Width (one arm):	57¼	Ship Weight* (armless):	136
Width (both arms):	58	Ship Weight* (one arm):	156
Usable Seat Depth:	19¾	Ship Weight* (both arms):	176
Seat to Floor Height:	18¾	Cube:	29.4
Seat Width (armless):	56½	COM:	See page 3
Seat Width (one arm):	52¼	Weight Rating:	300 lbs.
Seat Width (both arms):	48¼		(per seat)

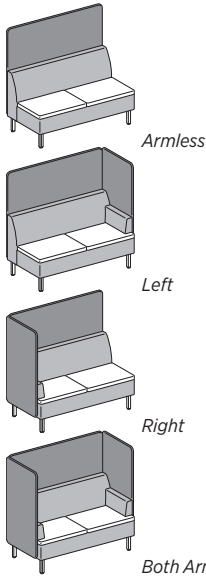
FABRIC PRICE CODES

1	\$3110		
<i>Add to Base Price Above</i>			
	Unit	Knit	Screen
1	—	1	\$150
2	\$122	2	\$334
3	\$245	3	\$517
4	\$367	4	\$701
5	\$531	5	\$946
6	\$694	6	\$1191
7	\$857	7	\$1436
8	\$1020	8	\$1681
9	\$1184	9	\$1925
10	\$1347	10	\$2170
11	\$1510	11	\$2415
12	\$1673	12	\$2660

*Ships in two cartons.

HASHB2MF

TWO-SEAT LOUNGE — HIGH-BACK SCREEN, MULTI-FABRIC



DIMENSIONS

Depth:	29¾	Back Height:	16
Height:	54	Back Width:	56½
Width (armless):	56½	Arm Height:	7½
Width (one arm):	57¼	Ship Weight* (armless):	136
Width (both arms):	58	Ship Weight* (one arm):	156
Usable Seat Depth:	19¾	Ship Weight* (both arms):	176
Seat to Floor Height:	18¾	Cube:	29.4
Seat Width (armless):	56½	COM:	See page 3
Seat Width (one arm):	52¼	Weight Rating:	300 lbs.
Seat Width (both arms):	48¼		(per seat)

FABRIC PRICE CODES

1	\$3260		
<i>Add to Base Price Above</i>			
		Back/	Screen
		Seat Frame	Knit —
1	—	—	1 \$150
2	\$46	\$77	2 \$334
3	\$92	\$153	3 \$517
4	\$138	\$230	4 \$701
5	\$199	\$332	5 \$946
6	\$260	\$434	6 \$1191
7	\$321	\$536	7 \$1436
8	\$383	\$638	8 \$1681
9	\$444	\$740	9 \$1925
10	\$505	\$842	10 \$2170
11	\$566	\$944	11 \$2415
12	\$628	\$1046	12 \$2660

*Ships in two cartons.

HON Recommendation: HASHB2.B.PURL__KMD.DW__ - List Price \$4255

HOW TO SPECIFY

Select Model Number	Select Arm Type	Select Fabric	Select Seat Cushion Fabric	Select Back and Frame Fabric	Select Screen Knit or Fabric	Select Leg and Color
	N Armless L Left Side (+ \$450) R Right Side (+ \$450) B Both Side Screens (+ \$900)	See page 3 <i>Specify for Single Fabric model only</i>	See page 3 <i>Specify for MF model only</i>	See page 3 <i>Specify for MF model only</i>	Knit Options: KLT Light KMD Medium KDK Dark See page 3 for all options	DW Dowel Wood PM Post Metal (+ \$50) SW Sled Wood (+ \$100) See page 3 for colors
H A S H B 2 M F .	B .	P B L E 0 7 .	P B L E 0 9 .	P B L E 0 6 .	K M D .	P M P 8 V

ASTIR™ Collaborative Work Seating

OPEN MARKET

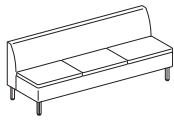


HASLB3

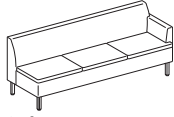
THREE-SEAT LOUNGE — LOW-BACK

DIMENSIONS

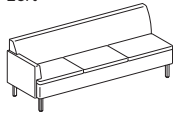
FABRIC PRICE CODES



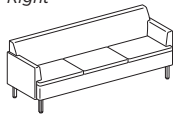
Armless



Left



Right



Both Arms

Depth:	29	Back Height:	16
Height:	32	Back Width:	84½
Width (armless):	84½	Arm Height:	7½
Width (one arm):	86	Ship Weight (armless):	152
Width (both arms):	87½	Ship Weight (one arm):	161
Usable Seat Depth:	19¾	Ship Weight (both arms):	170
Seat to Floor Height:	18¾	Cube:	47.9
Seat Width (armless):	84½	COM:	See page 3
Seat Width (one arm):	81¼	Weight Rating:	300 lbs.
Seat Width (both arms):	78		(per seat)

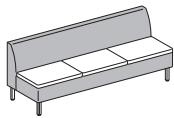
1	\$2920	8	\$4451
2	\$3104	9	\$4695
3	\$3287	10	\$4940
4	\$3471	11	\$5185
5	\$3716	12	\$5430
6	\$3961	L	—
7	\$4206		

HASLB3MF

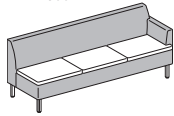
THREE-SEAT LOUNGE — LOW-BACK, MULTI-FABRIC

DIMENSIONS

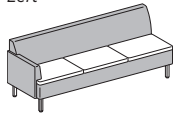
FABRIC PRICE CODES



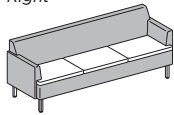
Armless



Left



Right



Both Arms

Depth:	29	Back Height:	16
Height:	32	Back Width:	84½
Width (armless):	84½	Arm Height:	7½
Width (one arm):	86	Ship Weight (armless):	152
Width (both arms):	87½	Ship Weight (one arm):	161
Usable Seat Depth:	19¾	Ship Weight (both arms):	170
Seat to Floor Height:	18¾	Cube:	47.9
Seat Width (armless):	84½	COM:	See page 3
Seat Width (one arm):	81¼	Weight Rating:	300 lbs.
Seat Width (both arms):	78		(per seat)

1	\$3070		
<i>Add to Base Price Above</i>			
	Seat	Frame/Back	
2	\$61	\$138	
3	\$122	\$276	
4	\$184	\$413	
5	\$265	\$597	
6	\$347	\$781	
7	\$429	\$964	
8	\$510	\$1148	
9	\$592	\$1332	
10	\$673	\$1515	
11	\$755	\$1699	
12	\$837	\$1883	

HON Recommendation: HASLB3.B.PURL__DW__ - List Price \$3737

HOW TO SPECIFY

Select Model Number HASLB3MF	Select Arm Type N Armless L Left Side (+ \$225) R Right Side (+ \$225) B Both Arms (+ \$450)	Select Fabric See page 3 Specify for Single Fabric model only	Select Seat Cushion Fabric See page 3 Specify for MF model only	Select Back and Frame Fabric See page 3 Specify for MF model only	Select Leg and Color DW Dowel Wood PM Post Metal (+ \$50) SW Sled Wood (+ \$100) See page 3 for colors
H A S L B 3 M F .	B .	P B L E 0 7 .	P B L E 0 9 .	P B L E 0 6 .	P M P 8 V



ASTIR™ Collaborative Work Seating

HASHB3

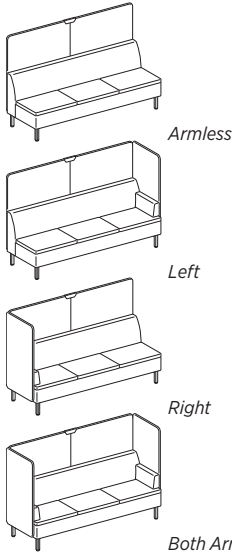
THREE-SEAT LOUNGE — HIGH-BACK SCREEN

DIMENSIONS

Depth:	29¾	Back Height:	16
Height:	54	Back Width:	84½
Width (armless):	84½	Arm Height:	7½
Width (one arm):	85¼	Ship Weight* (armless):	185
Width (both arms):	86	Ship Weight* (one arm):	205
Usable Seat Depth:	19¾	Ship Weight* (both arms):	225
Seat to Floor Height:	18¾	Cube:	39
Seat Width (armless):	84½	COM:	See page 3
Seat Width (one arm):	80½	Weight Rating:	300 lbs.
Seat Width (both arms):	76½		(per seat)

FABRIC PRICE CODES

1	\$4250		
<i>Add to Base Price Above</i>			
	Unit	Knit	Screen
1	—	1	\$150
2	\$161	2	\$334
3	\$321	3	\$517
4	\$482	4	\$701
5	\$696	5	\$946
6	\$911	6	\$1191
7	\$1125	7	\$1436
8	\$1339	8	\$1681
9	\$1554	9	\$1925
10	\$1768	10	\$2170
11	\$1982	11	\$2415
12	\$2196	12	\$2660



Both Arms *Ships in two cartons.

HASHB3MF

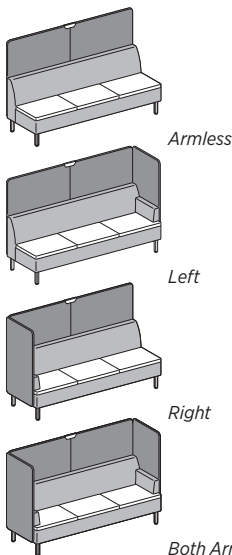
THREE-SEAT LOUNGE — HIGH-BACK SCREEN, MULTI-FABRIC

DIMENSIONS

Depth:	29¾	Back Height:	16
Height:	54	Back Width:	84½
Width (armless):	84½	Arm Height:	7½
Width (one arm):	85¼	Ship Weight* (armless):	185
Width (both arms):	86	Ship Weight* (one arm):	205
Usable Seat Depth:	19¾	Ship Weight* (both arms):	225
Seat to Floor Height:	18¾	Cube:	39
Seat Width (armless):	84½	COM:	See page 3
Seat Width (one arm):	80½	Weight Rating:	300 lbs.
Seat Width (both arms):	76½		(per seat)

FABRIC PRICE CODES

1	\$4400		
<i>Add to Base Price Above</i>			
	Seat	Back/Frame	Screen
		Knit	—
1	—	—	1
2	\$61	\$107	2
3	\$122	\$214	3
4	\$184	\$321	4
5	\$265	\$464	5
6	\$347	\$607	6
7	\$429	\$750	7
8	\$510	\$893	8
9	\$592	\$1036	9
10	\$673	\$1179	10
11	\$755	\$1321	11
12	\$837	\$1464	12



Both Arms *Ships in two cartons.

HON Recommendation: HASHB3.B.PURL__KMD.DW__ - List Price \$5471

HOW TO SPECIFY

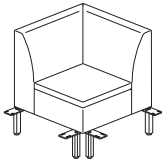
Select Model Number H A S H B 3 M F .	Select Arm Type N Armless L Left Side (+ \$450) R Right Side (+ \$450) B Both Side Screens (+ \$900) B .	Select Fabric See page 3 Specify for Single Fabric model only P B L E 0 7 .	Select Seat Cushion Fabric See page 3 Specify for MF model only P B L E 0 9 .	Select Back and Frame Fabric See page 3 Specify for MF model only P B L E 0 6 .	Select Screen Knit or Fabric Knit Options: KLT Light KMD Medium KDK Dark See page 3 for all options K M D .	Select Leg and Color DW Dowel Wood PM Post Metal (+ \$50) SW Sled Wood (+ \$100) See page 3 for colors P M P 8 V
---	--	---	---	---	--	--

ASTIR™ Collaborative Work Seating

OPEN MARKET



HASLBTC



TRUE CORNER LOUNGE — LOW-BACK

DIMENSIONS

Depth:	29	Back Height:	16
Height:	32	Back Width:	29
Width:	29	Ship Weight:	90
Usable Seat Depth:	19¾	Cube:	21.2
Seat to Floor Height:	18¾	COM:	See page 3
Seat Width:	20¼	Weight Rating:	300 lbs.

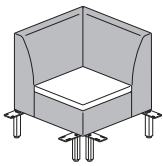
FABRIC PRICE CODES

1	\$2070	8	\$2708
2	\$2147	9	\$2810
3	\$2223	10	\$2912
4	\$2300	11	\$3014
5	\$2402	12	\$3116
6	\$2504	L	—
7	\$2606		

NOTES: True Corner uses legs from adjacent units, and can work with all leg styles. For adjacent units with sled legs, pick a single leg option for the True Corner rear leg.

- ! True Corner designed to act as a corner between two adjacent units, not as a stand-alone unit.
- ! True Corner leg selection refers to back corner leg only, and ships with only that leg.

HASLBTCMF



TRUE CORNER LOUNGE — LOW-BACK, MULTI-FABRIC

DIMENSIONS

Depth:	29	Back Height:	16
Height:	32	Back Width:	29
Width:	29	Ship Weight:	90
Usable Seat Depth:	19¾	Cube:	21.2
Seat to Floor Height:	18¾	COM:	See page 3
Seat Width:	20¼	Weight Rating:	300 lbs.

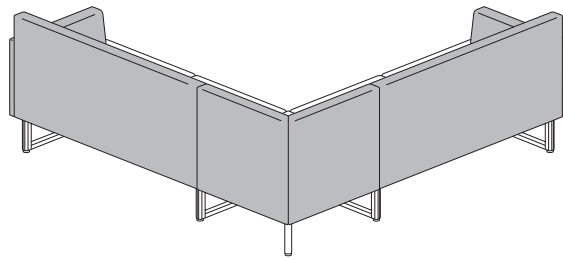
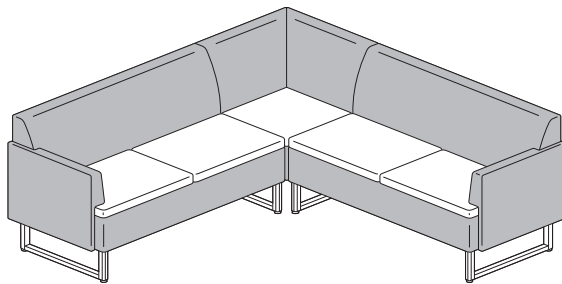
FABRIC PRICE CODES

1	\$2220	
<i>Add to Base Price Above</i>		
	Seat	Frame/Back
2	\$15	\$61
3	\$31	\$122
4	\$46	\$184
5	\$66	\$265
6	\$87	\$347
7	\$107	\$429
8	\$128	\$510
9	\$148	\$592
10	\$168	\$673
11	\$189	\$755
12	\$209	\$837

NOTES: True Corner uses legs from adjacent units, and can work with all leg styles. For adjacent units with sled legs, pick a single leg option for the True Corner rear leg.

- ! True Corner designed to act as a corner between two adjacent units, not as a stand-alone unit.
- ! True Corner leg selection refers to back corner leg only, and ships with only that leg.

HON Recommendation: HASLBTC.PURL__DW__ - List Price \$2223



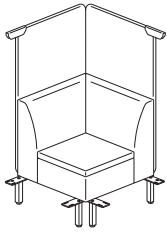
HOW TO SPECIFY

<p>Select Model Number</p>	<p>Select Fabric</p> <p>See page 3 Specify for Single Fabric model only</p>	<p>Select Seat Cushion Fabric</p> <p>See page 3 Specify for MF model only</p>	<p>Select Back and Frame Fabric</p> <p>See page 3 Specify for MF model only</p>	<p>Select Leg and Color</p> <p>DW Dowel Wood PM Post Metal (+ \$50) See page 3 for colors</p>
HASLBTCMF	PBLE07	PBLE09	PBLE06	PMP8V



ASTIR™ Collaborative Work Seating

HASHBTC



TRUE CORNER LOUNGE — HIGH-BACK SCREEN

DIMENSIONS

Depth:	29¾	Back Height:	16
Height:	54	Back Width:	29
Width:	29¾	Ship Weight:	119
Usable Seat Depth:	19¾	Cube:	28.1
Seat to Floor Height:	18¾	COM:	See page 3
Seat Width:	20¼	Weight Rating:	300 lbs.

FABRIC PRICE CODES

1 \$2850

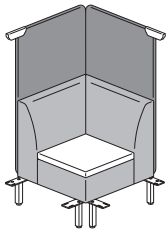
Add to Base Price Above

	Unit	Knit	Screen
1	—	1	\$150
2	\$77	2	\$242
3	\$153	3	\$334
4	\$230	4	\$426
5	\$332	5	\$548
6	\$434	6	\$670
7	\$536	7	\$793
8	\$638	8	\$915
9	\$740	9	\$1038
10	\$842	10	\$1160
11	\$944	11	\$1283
12	\$1046	12	\$1405

NOTES: True Corner uses legs from adjacent units, and can work with all leg styles. For adjacent units with sled legs, pick a single leg option for the True Corner rear leg.

- ❗ True Corner designed to act as a corner between two adjacent units, not as a stand-alone unit.
- ❗ True Corner leg selection refers to back corner leg only, and ships with only that leg.

HASHBTCMF



TRUE CORNER LOUNGE — HIGH-BACK SCREEN, MULTI-FABRIC

DIMENSIONS

Depth:	29¾	Back Height:	16
Height:	54	Back Width:	29
Width:	29¾	Ship Weight:	119
Usable Seat Depth:	19¾	Cube:	28.1
Seat to Floor Height:	18¾	COM:	See page 3
Seat Width:	20¼	Weight Rating:	300 lbs.

FABRIC PRICE CODES

1 \$3000

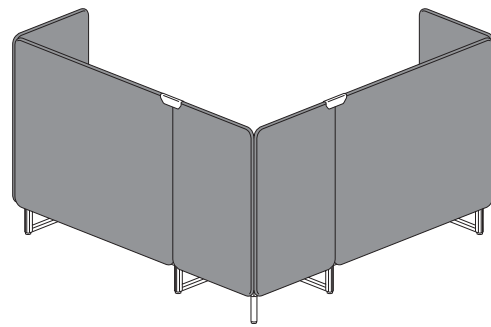
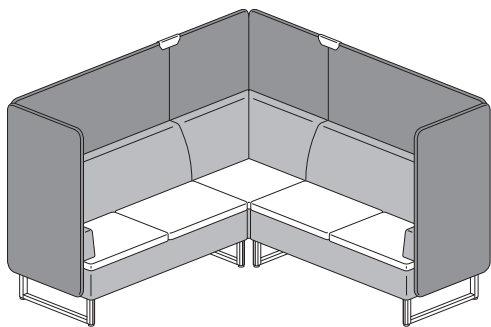
Add to Base Price Above

	Seat	Back/Frame	Knit	Screen
1	—	—	1	\$150
2	\$15	\$61	2	\$242
3	\$31	\$122	3	\$334
4	\$46	\$184	4	\$426
5	\$66	\$265	5	\$548
6	\$87	\$347	6	\$670
7	\$107	\$429	7	\$793
8	\$128	\$510	8	\$915
9	\$148	\$592	9	\$1038
10	\$168	\$673	10	\$1160
11	\$189	\$755	11	\$1283
12	\$209	\$837	12	\$1405

NOTES: True Corner uses legs from adjacent units, and can work with all leg styles. For adjacent units with sled legs, pick a single leg option for the True Corner rear leg.

- ❗ True Corner designed to act as a corner between two adjacent units, not as a stand-alone unit.
- ❗ True Corner leg selection refers to back corner leg only, and ships with only that leg.

HON Recommendation: HASHBTC.PURL__KMD.DW__ - List Price \$3003



HOW TO SPECIFY

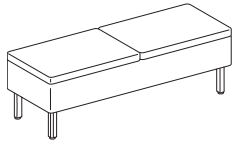
<p>Select Model Number</p> <p>H A S H B T C M F .</p>	<p>Select Fabric</p> <p>See page 3 Specify for Single Fabric model only</p> <p>P B L E 0 7 .</p>	<p>Select Seat Cushion Fabric</p> <p>See page 3 Specify for MF model only</p> <p>P B L E 0 9 .</p>	<p>Select Back and Frame Fabric</p> <p>See page 3 Specify for MF model only</p> <p>P B L E 0 6 .</p>	<p>Select Screen Knit or Fabric</p> <p>Knit Options: KLT Light KMD Medium KDK Dark See page 3 for all options</p> <p>K M D .</p>	<p>Select Leg and Color</p> <p>DW Dowel Wood PM Post Metal (+ \$50) See page 3 for colors</p> <p>P M P 8 V</p>
--	---	---	---	---	---

ASTIR™ Collaborative Work Seating

OPEN MARKET



HASB2



TWO-SEAT BENCH

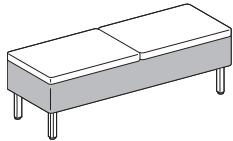
DIMENSIONS

Depth:	20¼	Seat Width:	56¼
Height:	19	Ship Weight:	46
Width:	56½	Cube:	8.7
Usable Seat Depth:	20¼	COM:	See page 3
Seat to Floor Height:	18¾	Weight Rating:	300 lbs. (per seat)

FABRIC PRICE CODES

1	\$2000	8	\$2574
2	\$2069	9	\$2666
3	\$2138	10	\$2758
4	\$2207	11	\$2849
5	\$2298	12	\$2941
6	\$2390	L	—
7	\$2482		

HASB2MF



TWO-SEAT BENCH, MULTI-FABRIC

DIMENSIONS

Depth:	20¼	Seat Width:	56¼
Height:	19	Ship Weight:	46
Width:	56½	Cube:	8.7
Usable Seat Depth:	20¼	COM:	See page 3
Seat to Floor Height:	18¾	Weight Rating:	300 lbs. (per seat)

FABRIC PRICE CODES

1	\$2150	
<i>Add to Base Price Above</i>		
	Seat	Frame
2	\$46	\$31
3	\$92	\$61
4	\$138	\$92
5	\$199	\$133
6	\$260	\$173
7	\$321	\$214
8	\$383	\$255
9	\$444	\$296
10	\$505	\$337
11	\$566	\$378
12	\$628	\$418

HON Recommendation: HASB2.PURL___.DW__ - List Price \$2138

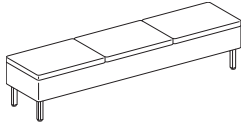
HOW TO SPECIFY

<p>Select Model Number</p> <p>See page 3</p> <p><i>Specify for Single Fabric model only</i></p>	<p>Select Fabric</p> <p>See page 3</p> <p><i>Specify for Single Fabric model only</i></p>	<p>Select Seat Cushion Fabric</p> <p>See page 3</p> <p><i>Specify for MF model only</i></p>	<p>Select Frame Fabric</p> <p>See page 3</p> <p><i>Specify for MF model only</i></p>	<p>Select Leg and Color</p> <p>DW Dowel Wood PM Post Metal (+ \$50) SW Sled Wood (+ \$100)</p> <p>See page 3 for colors</p>
H A S B 2 M F .	P B L E 0 7 .	P B L E 0 9 .	P B L E 0 6 .	P M P 8 V



ASTIR™ Collaborative Work Seating

HASB3



THREE-SEAT BENCH

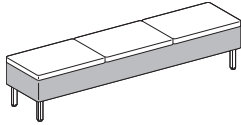
DIMENSIONS

Depth:	20¼	Seat Width:	84½
Height:	19	Ship Weight:	61
Width:	84½	Cube:	12.2
Usable Seat Depth:	20¼	COM:	See page 3
Seat to Floor Height:	18¾	Weight Rating:	300 lbs. (per seat)

FABRIC PRICE CODES

1	\$2500	8	\$3393
2	\$2607	9	\$3536
3	\$2714	10	\$3679
4	\$2821	11	\$3821
5	\$2964	12	\$3964
6	\$3107	L	—
7	\$3250		

HASB3MF



THREE-SEAT BENCH, MULTI-FABRIC

DIMENSIONS

Depth:	20¼	Seat Width:	84½
Height:	19	Ship Weight:	61
Width:	84½	Cube:	12.2
Usable Seat Depth:	20¼	COM:	See page 3
Seat to Floor Height:	18¾	Weight Rating:	300 lbs. (per seat)

FABRIC PRICE CODES

1	\$2650	
<i>Add to Base Price Above</i>		
	Seat	Frame
2	\$61	\$38
3	\$122	\$77
4	\$184	\$115
5	\$265	\$166
6	\$347	\$217
7	\$429	\$268
8	\$510	\$319
9	\$592	\$370
10	\$673	\$421
11	\$755	\$472
12	\$837	\$523

HON Recommendation: HASB3.PURL___.DW__ - List Price \$2714

HOW TO SPECIFY

<p>Select Model Number</p>	<p>Select Fabric</p> <p>See page 3 Specify for Single Fabric model only</p>	<p>Select Seat Cushion Fabric</p> <p>See page 3 Specify for MF model only</p>	<p>Select Frame Fabric</p> <p>See page 3 Specify for MF model only</p>	<p>Select Leg and Color</p> <p>DW Dowel Wood PM Post Metal (+ \$50) SW Sled Wood (+ \$100) See page 3 for colors</p>
H A S B 3 M F .	P B L E 0 7 .	P B L E 0 9 .	P B L E 0 6 .	P M P 8 V

ASTIR™ Collaborative Work Seating

OPEN MARKET



HASPSS

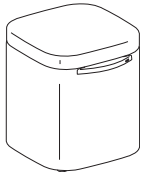
POUF

DIMENSIONS

Depth:	17¼	Seat Width:	16½
Height:	18¾	Ship Weight:	25
Width:	16½	Cube:	3.5
Usable Seat Depth:	16½	COM:	See page 3
Seat to Floor Height:	17½	Weight Rating:	300 lbs. (per seat)

FABRIC PRICE CODES

1	\$595	8	\$786
2	\$618	9	\$817
3	\$641	10	\$848
4	\$664	11	\$878
5	\$694	12	\$909
6	\$725	L	—
7	\$756		



HASPSSMF

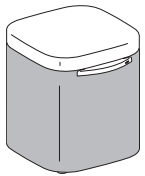
POUF, MULTI-FABRIC

DIMENSIONS

Depth:	17¼	Seat Width:	16½
Height:	18¾	Ship Weight:	25
Width:	16½	Cube:	3.5
Usable Seat Depth:	16½	COM:	See page 3
Seat to Floor Height:	17½	Weight Rating:	300 lbs. (per seat)

FABRIC PRICE CODES

1	\$745	
<i>Add to Base Price Above</i>		
	Seat	Frame
2	\$15	\$31
3	\$31	\$61
4	\$46	\$92
5	\$66	\$133
6	\$87	\$173
7	\$107	\$214
8	\$128	\$255
9	\$148	\$296
10	\$168	\$337
11	\$189	\$378
12	\$209	\$418



HON Recommendation: HASPSS.PURL__H.BL - List Price \$641

HOW TO SPECIFY

<p>Select Model Number</p> <p>H A S P S S .</p>	<p>Select Fabric</p> <p>See page 3</p> <p>P B L E 0 7 .</p>	<p>Select Leg and Color</p> <p>HG Hidden Glide H Caster</p> <p>H G .</p>	<p>Select Handle Color</p> <p>BL Black Handle</p> <p>B L</p>
---	---	--	--

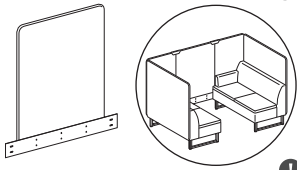
HOW TO SPECIFY

<p>Select Model Number</p> <p>H A S P S S M F .</p>	<p>Select Seat Cushion Fabric</p> <p>See page 3</p> <p>P B L E 0 7 .</p>	<p>Select Frame Fabric</p> <p>See page 3</p> <p>P B L E 0 6 .</p>	<p>Select Leg and Color</p> <p>HG Hidden Glide H Caster</p> <p>H G .</p>	<p>Select Handle Color</p> <p>BL Black Handle</p> <p>B L</p>
---	--	---	--	--



ASTIR™ Collaborative Work Seating

HASSP



HIGH-BACK SCREEN — SIDE PRIVACY

DIMENSIONS

Ship Weight: 3.2
 Cube: 3.2
 COM: 3.0

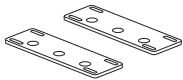
LIST PRICE

Knit \$1500

1	\$1550	7	\$1881
2	\$1596	8	\$1933
3	\$1642	9	\$1994
4	\$1688	10	\$2055
5	\$1749	11	\$2116
6	\$1810	12	\$2178

ⓘ Requires High-Back Screen units with arms on each unit.

HASGBSL



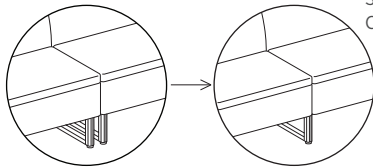
SHARED LEG GANGING BRACKET

DIMENSIONS

Ship Weight: 4
 Cube: 0.1

LIST PRICE

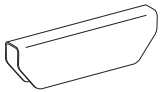
\$200



NOTES: Uses existing legs on units being ganged. No specification needed.

SPECIFYING EXAMPLE: HASGBSL

HASSGC



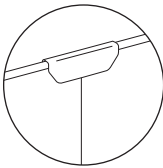
SCREEN GANGING CLIP

DIMENSIONS

Ship Weight: 1
 Cube: 0.1

LIST PRICE

\$100



- ⓘ Required when ganging multiple high-back units together.
- ⓘ Already included on individual units where applicable.

HOW TO SPECIFY

<p>Select Model Number</p>	<p>Select Screen Knit or Fabric</p> <p>Knit Options: KLT Light KMD Medium KDK Dark See page 3 for all options</p>
<p>HASSP.</p>	<p>KMD</p>

HOW TO SPECIFY

<p>Select Model Number</p>	<p>Select Paint Color</p> <p>P7A Textured Charcoal</p>
<p>HASSGC.</p>	<p>P7A</p>