

HON

Soothe™
Healthcare
Seating & Tables



**A CALMING INFLUENCE
FOR HEALTHCARE
ENVIRONMENTS**



Comfort For Patients. Convenience For Caregivers.

Healthcare facilities are more dynamic than ever, and vital to both the short- and long-term healing process. As a result, healthcare providers recognize the need to enhance comfort, safety and control for both patients and caregivers. Designed specifically for healthcare environments, the Soothe collection maximizes comfort along the patient's journey to recovery, enhances functionality for the caregiver, and creates the versatility required to deliver a higher level of care.



A



B




C

CONNECTING PATIENTS AND CAREGIVERS
From patient and infusion rooms to outpatient facilities, Soothe can be configured to meet the needs of many healthcare spaces.

ENHANCE COMFORT, SAFETY AND CONTROL.

Supporting caregivers is equally as important as comforting patients, and the Soothe patient recliner is loaded with standard features that enhance the overall treatment experience. Every detail and feature of the recliner was diligently researched and designed to maximize a patient's comfort and a caregiver's control. Caregivers benefit from the convenience of easily activated pivoting arms, infinite recline and locking casters. The functionality of Soothe allows caregivers to keep their focus where it belongs — on treating the patient.



INFINITE RECLINE

The chair back and footrest are designed to allow the patient or caregiver to select from an infinite number of configurations. Positions shown include: upright, reclined with footrest, and fully reclined.



STANDARD FEATURES

1. PIVOT ARM

The pivoting arm can be easily activated to move the arms up and out of the way during patient transfers or examinations.



2. LOCKING CASTERS

Casters lock independently to keep the patient stationary during treatment.



3. CHAIR TRANSFERS

The seat height and pivot arm enables convenient caregiver-assisted patient transfers.



OPTIONAL FEATURES


The following optional features provide added convenience, control and protection.



CENTRAL LOCK
Pedal immediately locks the recliner.



FOLEY HOOK
A foley hook holds tubes, medical bags, and other equipment vital to treatment.



IV POLE MOUNT
Customize with an IV pole mount to simplify transfers and save valuable floor space.



PUSH HANDLE
Ergonomically designed to reduce back strain and support the caregiver as they reposition the chair.



FOOT PLATFORM
Foot platform elevates patient's feet to accommodate users of all sizes.



MOISTURE BARRIER
This extra layer of protection prevents moisture from penetrating the foam to improve cleanability and extend product longevity.

REHABILITATE ANY HEALTHCARE SPACE.

Bring a higher level of functionality throughout your healthcare facility. Soothe guest chairs and benches can be configured to suit your space, style and functional need. Elevate the aesthetic with a virtually unlimited combination of seating fabrics. Make the environment safer with the rounded corner design on Soothe tables. Support patients up to 750 pounds with reinforced bariatric chairs. As patients transition to the exam room, the high-back patient chair offers a contoured seat and back to provide additional comfort and support. Every detail of Soothe delivers comfort, enhances patient safety and creates an inviting environment.



PATIENT SEATING



HIGH-BACK PATIENT CHAIR



PATIENT RECLINER

GUEST SEATING



GUEST CHAIR



BARIATRIC GUEST CHAIR



TANDEM GUEST CHAIR

BENCHES



2-SEAT BENCH



3-SEAT BENCH

TABLES



COFFEE TABLE
22" X 40"



90° CORNER TABLE
22" X 22"



IN-LINE TABLE
16" X 22"

CUSTOMIZE YOUR SELECTION.

Soothe offers a wide variety of colors, textures, pattern fabrics and wood finishes to create palettes that help express the unique character of any healthcare space.



1




2



3



4



5



6

1. WIPEOUT

Soothe guest seating includes a space at the back of the seat that allows for easy clean up and maintenance.

3. HIGH-BACK PATIENT CHAIR

Responsive design back moves with the patient for added comfort.

5. WOOD ARMCAPS

Optional solid wood armcaps are available to complement the aesthetic of the environment and coordinate with the table finishes.

2. GANGING CAPABILITY

Chairs and tables can be ganged together to create configurations that fit any space.


4. ROUNDED CORNERS

Rounded corner design prevents injuries and creates a safe environment for children.

6. LEG DESIGN

The reinforced leg design distributes force evenly to provide a sturdy foundation.

LAMINATE FINISH OPTIONS



Brilliant White Charcoal Silver Mesh Natural Maple



Harvest Bourbon Cherry Pinnacle Shaker Cherry



Mahogany Cognac Mocha

METAL PAINT FINISH OPTIONS



Textured Satin Chrome Textured Charcoal

ARMCAP FINISH OPTIONS



Charcoal Urethane Natural Maple Harvest Bourbon Cherry



Pinnacle Shaker Cherry Mahogany Cognac



Mocha

FABRIC OPTIONS

The dual fabric option provides the freedom to liven up any space. Choose from HON's comprehensive selection of seat upholstery options and complementary fabrics for the back.



MANY SPACES. A SINGLE REMEDY.

Soothe is designed to support every aspect of the healing process, from providing a calming influence in the waiting area to enhancing the therapeutic needs of treatment rooms. The consistent design unifies these spaces both functionally and aesthetically to create an inviting area for guests, a healing center for patients, and a productive environment for caregivers. With an affordable price and the confidence of the HON Full Lifetime Warranty, Soothe is the holistic collection that elevates performance and functionality.



PRODUCTS, MATERIALS, AND FINISHES SHOWN:

Front: Soothe patient recliner in Kindred Glacial upholstery. Soothe guest chair in Velocity Pond back upholstery and Silica Cumulus seat upholstery, with Textured Charcoal frame and Charcoal urethane armcaps. Soothe in-line table in Shaker Cherry laminate with Textured Charcoal frame.

Pages 2-3A: Soothe guest chairs (5) in Amuse Alloy back upholstery and Beeline Fossil seat upholstery, with Textured Charcoal frame and Charcoal urethane armcaps. Soothe tandem guest chair in Amuse Alloy back upholstery and Beeline Fossil seat upholstery, with Textured Charcoal frame and Charcoal urethane armcaps. Soothe patient recliner with footrest in Kindred Fossil upholstery. Soothe in-line tables (2) in Harvest laminate with Textured Charcoal frame.

Page 3B: Soothe patient recliner with footrest in Kindred Stream upholstery. Soothe high-back patient chair in Velocity Steel back upholstery and Kindred Stream seat upholstery, with Textured Charcoal frame and Charcoal urethane armcaps. Soothe coffee table in Shaker Cherry laminate with Textured Charcoal frame.

Page 3C: Soothe guest chairs (13) in Silica Cumulus back upholstery, Solace Pear seat upholstery with Textured Charcoal frame and Charcoal urethane armcaps. Soothe guest chairs (2) in Habit Aspen back upholstery, Solace Pear seat upholstery and Textured Charcoal frame with Charcoal urethane armcaps. Soothe 3-seat benches (3) in Kindred Smoke upholstery and Textured Charcoal frame. Soothe 2-seat bench in Kindred Smoke upholstery and Textured Charcoal frame. Soothe coffee table in Shaker Cherry laminate and Textured Charcoal frame. Soothe in-line tables (7) in Shaker Cherry laminate and Textured Charcoal frame.

Page 4D: Soothe patient recliners (2) in Silica Cumulus upholstery.

Page 6E: Soothe tandem guest chair in Amuse Quartz upholstery with Textured Satin Chrome frame and Natural Maple armcaps. Soothe guest chairs (3) in Amuse Quartz upholstery with Textured Satin Chrome frame and Natural Maple armcaps. Soothe coffee table in Natural Maple laminate with Textured Satin Chrome frame. Soothe corner table in Natural Maple laminate with Textured Satin Chrome frame. Soothe in-line table in Natural Maple laminate with Textured Satin Chrome frame.

Page 6F: Soothe high-back patient chair in Canter Earth upholstery with Textured Satin Chrome frame and Charcoal urethane armcaps.

Back: Soothe 3-seat benches (2) in Kindred Orangery upholstery with Textured Charcoal frame. Soothe corner table in Harvest laminate with Textured Charcoal frame.



Designer Conrad Marini has garnered numerous awards, including Silver in Best Of Neocon and Gold Trophe De Meuble Montreal. His exploration of new materials and manufacturing types drives him as a designer and developer.

Conrad Marini,
Designer of Soothe

HON®

The HON Company
200 Oak Street
Muscatine, IA 52761
800.833.3964
hon.com

© 2015 The HON Company. Form No. H4659 (10/15)
HON is a registered trademarks of HNI Technologies, under license to The HON Company. Soothe is a trademark of The HON Company. Models, upholstery, and finishes are subject to change without notice.

For more information, visit hon.com/soothe