

# HON

**Make your space work<sup>®</sup>**

---



## **Soothe<sup>®</sup>**

Healthcare Seating & Tables

# A calming influence for healthcare environments.

## Comfort for All

Healthcare facilities are more dynamic than ever, and vital to both the short- and long-term healing process. As a result, healthcare providers recognize the need to enhance comfort, safety, and control for both patients and guests. Designed specifically for healthcare environments, the Soothe collection maximizes comfort in reception and waiting areas, exam rooms, multi-purpose environments, and patient suites.



SCAN TO  
CHECK OUT  
SOOTHE  
ON HON.COM





## Rehabilitate Any Healthcare Space

Bring a higher level of functionality throughout your healthcare facility, while elevating the aesthetic with a virtually unlimited selection of seating fabrics. Wipeout spaces in the seat back make cleaning easier than ever, while the sturdy chair legs and rounded table corners create a safe, stable environment. The patient chair provides a responsive back design that gently rocks back and forth, and the bariatric chair supports patients up to 750 pounds. Every detail of Soothe was designed to create an inviting, relaxing healthcare environment.



**GANGING CAPABILITY**  
Chairs and tables can be ganged together to create configurations that fit any space.



**WIPEOUT**  
Soothe guest seating includes a space at the back of the seat that allows for easy clean up and maintenance.



**WOOD ARM CAPS**  
Optional solid wood arm caps are available to complement the aesthetic of the environment and coordinate with the table finishes.




**HIGH-BACK PATIENT CHAIR**  
Responsive-design back moves with the patient for added comfort.



**ROUNDED CORNERS**  
Rounded-corner design prevents injuries and creates a safe environment for children.



**LEG DESIGN**  
The reinforced leg design distributes force evenly to provide a sturdy foundation.





### Enhance Comfort and Control

Supporting caregivers is equally as important as comforting patients, and Soothe is loaded with standard features that enhance the overall treatment experience. Every detail of the chairs, tables, and benches was diligently researched and designed to maximize a patient's comfort and a caregiver's control. Caregivers benefit from the easily cleanable surfaces and adaptable layouts, while the padded seats provide comfort to patients for any length of wait. With a variety of options for sizes, styles, and arrangements, the functionality of the entire collection allows caregivers to keep their focus on treating the patient.

### Statement of Line

#### Seating



Guest Chair\*



Bariatric Guest Chair\*



Tandem Guest Chair\*



High-Back Patient Chair\*

#### Tables



In-Line Table  
16" x 22"



90° Corner Table  
29" x 29"



Coffee Table  
22" x 40"

#### Benches



2-Seat Bench



3-Seat Bench


\*Available in single- and multi-fabric options.



Make your space work.

The HON Company  
200 Oak Street, Muscatine, IA 52761  
800.833.3964 | Check out hon.com

© 2023 The HON Company. Form No. H5065 (5/23)  
To view the registered and unregistered trademarks owned and used by The HON Company, visit [hon.com/protected-marks](https://hon.com/protected-marks). Models, upholstery and finishes are subject to change without notice.



Designer Conrad Marini has garnered numerous awards, including Silver in Best of NeoCon and Gold Trophe De Meuble Montreal. His exploration of new materials and manufacturing types drives him as a designer and developer.

Conrad Marini  
Designer of Soothe

## Finishes


### Chair Frame and Table Leg Paints



### Table Laminates



### Arm Caps



See HON Pricer for complete product information.



For more information, visit [hon.com/soothe](https://hon.com/soothe)