

STRATAWOOD | NATURAL CUT VENEER | LAMINATE

**SILEA™**

*Surface Materials & Colors*

Gunlocke®

VENEER 1—STRATAWOOD FLAT CUT




Clear Cherry  
EC700



Light Cherry  
EC701



Burnished Cherry  
EC777



Shaker Cherry  
EC774



Cinnamon/  
Biltmore Cherry  
EC260



Medium Red  
Cherry  
EC512



Lowell Ash Cherry  
EC394



Clear Walnut  
ET600



Light Walnut  
ET601




Nutmeg Walnut  
ET629



Pinnacle Walnut  
ET679



Skyline Walnut  
ET625



Florence Walnut  
ET579



Sumatra Walnut  
ET693




Ebony Walnut  
ET509


VENEER 1—STRATAWOOD RIFT CUT




Phantom Ecu  
Rift Cut Oak  
EF912



Light Rift Cut Oak  
EF301



Dark Rift Cut Oak  
EF331



Fawn Cypress Rift  
Cut Oak  
EF108



Clear Rift Cut Oak  
EF300

VENEER 2 - STRATAWOOD STRAIGHT GRAIN



Belair Maple  
SE934



Phantom Ecru Maple  
SE912



Clear Silver Oak  
SB100



Portico Teak Silver Oak  
SB150



Skyline Walnut  
ST625



Field Elm Maple  
SE599



Beigewood Maple  
SE878




Clear Maple  
SE800




Clear Oak  
SF300




Harvest Maple  
SE856




Clear Cherry  
SC700



Light Cherry  
SC701




Lowell Ash Cherry  
SC394




Shaker Cherry  
SC774




Burnished Cherry  
SC777




Cinnamon/  
Biltmore Cherry  
SC260



Light Walnut  
ST601



Pinnacle Walnut  
ST679



Florence Walnut  
ST579



Sumatra Walnut  
ST693



Dark Oak  
SF331


VENEER 2—NATURAL FLAT CUT




Natural Maple  
NE800



Harvest Maple  
NE856




Light Cherry  
NC701




Shaker Cherry  
NC774




Burnished Cherry  
NC777



Cinnamon/  
Biltmore Cherry  
NC260




Medium Red Cherry  
NC512




Lowell Ash Cherry  
NC394




Light Walnut  
NT601



Nutmeg Walnut  
NT629



Pinnacle Walnut  
NT679



Skyline Walnut  
NT625



Sumatra Walnut  
NT693



Ebony Walnut  
NT509


VENEER 3—PREMIUM NATURAL CUTS




Nutmeg Walnut  
Quarter Cut  
QT629



Pinnacle Walnut  
Quarter Cut  
QT679



Light Walnut  
Quarter Cut  
QT601




Sumatra Walnut  
Quarter Cut  
QT693




Skyline Walnut  
Quarter Cut  
QT625



Phantom Ecu  
Rift Cut Oak  
RF912



Light Rift Cut Oak  
RF301




Dark Rift Cut Oak  
RF331




Ebony Walnut  
Quarter Cut  
QT509

LAMINATE—SOLID



Designer White 15051  
LDW1



Loft  
LM11



Flint  
LM16

LAMINATE—WOODGRAIN



Phantom Ecu  
LPE1



Kingswood Walnut  
LKI1



Portico Teak  
LPT1




Veranda Teak  
LVT1



Skyline Walnut  
LSW1




Natural Maple  
LWD



Natural Recon  
LNR1



Harvest Maple  
C



Lowell Ash  
LLA1




Shaker Cherry  
LW7C




Biltmore Cherry  
COGN



Fawn Cypress  
LFC1



Pinnacle Walnut  
PINC



NeoWalnut  
LNU1



Florence Walnut  
LFW1

## GENERAL INFORMATION

Silea material options offer high-end aesthetics with uncompromising quality. Veneer, laminates, paints, and other materials provide nearly endless options and an array of design possibilities to bring creative styles to life. Please reference the Silea Price and Specification Guide for the most current price, grade, specification details, and availability.

### **Veneer Cleaning**

To care for Silea furniture, make sure it is dusted regularly with an occasional thorough cleaning. All spills should be wiped up immediately and not allowed to dry. For general maintenance, wipe surface in the direction of the grain with a clean, water-dampened soft cloth.

### **Laminate Cleaning**

For everyday cleaning, apply a vinegar-and-water solution to a clean, lint-free microfiber cloth. Gently wipe the surface to remove any surface dust. Completely dry the surface as pooled liquid may leave a stain and cause warping at the seams. Do not use furniture polish that contains waxes and oils on laminate surfaces. Do not use bleach-based cleaners on laminate as it may cause discoloration.

### **Ordering**

For order accuracy, specify the color name and the Gunlocke color code.  
Example: Nutmeg Walnut ET629

### **Sampling**

Although the colors reproduced on this card were matched carefully, they may vary from the actual finish. When color is critical, please obtain a physical sample.

# Gunlocke®

One Gunlocke Drive  
Wayland, NY 14572  
800 828 6300

GUNLOCKE.COM