



Retreat™

Executive | Conference

Designed in partnership with Bendtsen Design Associates, Retreat Executive | Conference seating speaks to multiple generations of leaders, while creating a timeless and cohesive aesthetic that does not overwhelm the space or user.

Features

- Humanized aesthetic
- Contoured back/shoulder support
- Mid- or low-back option

Retreat Executive | Conference Chair Statement of Line



4-Star Mid-Back
43 3/8"H x 29 3/8"W x 29 1/4"D



5-Star Mid-Back
45 3/8"H x 27 3/16"W x 26 1/2"D



Wood Mid-Back
43"H x 27"W x 27"D



4-Star Low-Back
31 1/8"H x 29 3/8"W x 29 1/4"D



5-Star Low-Back
34 1/8"H x 27 3/16"W x 26 1/2"D



Wood Low-Back
31 1/4"H x 27"W x 27"D

Metal Base Finishes



Polished Aluminum



Black

Wood Base Finishes (Available on Maple)




Field Elm



Beigewood



Clear Natural Maple




Harvest Maple




Light Cherry



Natural Cherry



Nutmeg Walnut



Light Walnut



Lowell Ash



Shaker Cherry



Burnished Cherry



Cinnamon Cherry



Medium Red Cherry



Sumatra Walnut



Belair



Phantom Ecrú




Clear Coat



Portico Teak



Skyline Walnut



Pinnacle Walnut



Florence Walnut



Rift Cut Dark Oak



Ebony Maple

Allsteel®

Allsteel LLC
345 N Morgan
Chicago, IL 60607
allsteeloffice.com

©2024 Allsteel Inc.
Allsteel is a registered trademark and Retreat is a trademark.

Form # A8559.A2 (01/24)

Although the colors reproduced on this card were matched with care, they may vary from the actual finish. When color is critical, please obtain a physical sample.