

Gunlocke®



SILEA™



PERFECT HARMONY.

Aesthetic sophistication and optimal performance harmonize in the Silea collection to create workplaces that enrich and enliven. Finishes that satisfy the senses and functionality that enables work. Choose Silea.

Design by IDA DESIGN | *Principal* MITCH BAKKER



CHOOSE WELLNESS.

For Silea, wellness supported by height-adjustability is not an add-on, but an integrated performance feature. The collection offers a variety of adjustable worksurface sizes, shapes, and styles to create applications that promote productivity and health.





Profile Series
The Navigators



FLAUNT
BRAND GUIDE

OVERVIEW
Brand Identity Essentials
WANT-SAYI WEL-GOMAE
THE BOOK OF SYMBIONESE
GAL STONE PRODUCTIONS
BRAND IDENTITY





THE EXCLUSIVE SILEA SPLIT-TOP HEIGHT-ADJUSTABLE DESK DELIVERS INTEGRATED POSTURAL ROTATION AND WELCOMING GUEST ACCOMMODATION.

CHOOSE STYLES.

Silea offers a range of style statements that enables the expression of diverse design personalities. From classic to contemporary, from streamlined to stately, this collection bends and blends to all your styling preferences.



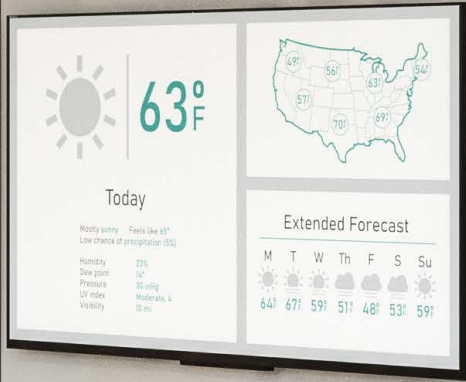






ADJACENT CIJI™ SEATING AND A LETCHWORTH™ TABLE ACCOMPANY A SILEA WALL WITH OPEN AND ENCLOSED STORAGE, UNITING PERFORMANCE AND COMFORT.







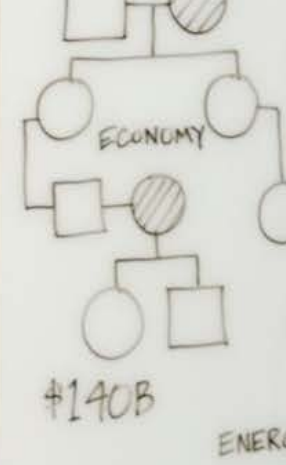
CHOOSE SMART STORAGE.

Today's digital workplace still demands adaptable storage, and Silea offers slim-profile components (patent pending) that reduce mass and maximize space. Smartly integrated and versatile storage signals practical efficiency.





THOUGHTFULLY INTEGRATED, THIN-PROFILE SMART-STORAGE OPTIONS REFLECT EMERGING TRENDS AS WELL AS MAXIMIZE PERFORMANCE AND EFFICIENCY.




CHOOSE A WELCOME STATION.

Accentuate your clients' brands. Achieve a custom millwork look with the convenience of standard product that is high-design and precision crafted of quality materials.









CHOOSE EXCELLENCE.

Design excellence is always revealed in details and distinctive features. The Silea collection embodies a differentiated excellence in contours, edges, functionality, and materials that reflect superior imagination and craftsmanship.

Silea incorporates particularly refined design creativity in integrating diverse leg styles, including inspired height-adjustability options.

CHOOSE SOPHISTICATION.

The versatile Silea collection reflects an elite blend of performance and beauty. The convergence of distinctive design elements and an array of application possibilities make Silea the preferred choice for leadership spaces.





Gunlocke®

One Gunlocke Drive
Wayland, NY 14572
800 828 6300

[GUNLOCKE.COM](https://www.gunlocke.com)

Our commitment to the environment. A vibrant, healthy planet yields the products we create and our future is dependent upon the commitment we make to stewardship and sustainability. Find out more at [Gunlocke.com/environment](https://www.gunlocke.com/environment)

© 2024 The Gunlocke Company, LLC