






DAV05 Fog



DAV11 Cream




DAV12 Porcellana



DAV15 Wet Sand




DAV08 Storm




DAV13 Camel



DAV06 Smoke




DAV09 Olive




DAV10 Rosewood




DAV07 Saddle




DAV14 Brown



DAV03 Bittersweet



DAV02 Atlantis



DAV01 Black

Davenport Leather

Application	Chair
Content	100% Top-Grain Leather
Weight	2.5 - 3.0 ounces per square foot
Finish	Crypton®
Abrasion	CS10 Wheel Taber Test (1,000 cycles with 1,000-gram weight)
Flame Resistance	NFPA 260 (UFAC Class 1), California TB 117-2013, Section 1 compliant, Compatible with California TB 133 (CAL 133) when ordered as an FC option.
Maintenance	<p>Genuine leather requires the least care of all upholstery materials; dusting with a clean, dry cloth is the recommended routine cleaning method. For spots and spills, wipe excess liquid immediately and let dry. If necessary, use lukewarm water and a mild, non-detergent soap, or other water-based cleaning agent, and work into a thin lather with a soft cloth, rinse with clean water, and buff to restore luster. In addition, cleaners specifically designed for leather are suitable, but avoid tetrachloride, isopropyl alcohol, or other toxic chemicals. As with and because of the Crypton® coating, most household cleaners such as Formula 409, Clorox Wipes, and Clorox Clean-Up, please pretest in an inconspicuous area prior to proceeding.</p> <p>Only leather with Crypton® coating can be cleaned using a bleach solution (up to 10%). This allows the removal of even the most difficult stains that would ruin non-Crypton® coated leather, such as red wine, vinegar, and sunscreen. For difficult stains, use a cleaner such as Clorox Clean-Up with bleach, and then wipe with a damp cloth.</p>
Manufacturer	HON



The HON Company
200 Oak Street
Muscatine, IA 52761
800.833.3964
hon.com

