

HENRIK SCHULZ

Mod Collection



HBF



Mod Highback, Mod Sectional, Mod Bench

Mod Collection by Henrik Schulz

The Mod Collection epitomizes plannable, refined interior possibilities for contemporary spaces. This Scandinavian-inspired seating series, conceived with a humanistic approach, comprises handsomely designed contract seating solutions that look and feel “at home” in public spaces. With a modular sensibility, Mod allows for a variety of scalable seating arrangements for both lounge and work applications, and perfectly balances productivity with comfort. Swedish architect Henrik Schulz kept the comfort of WFH in mind, showcasing Mod’s dynamic duality for ideal relaxation and active productivity that goes “beyond the desk.”

Swedish Architect Henrik Schulz

Designer of the Mod Collection in the Scandinavian Tradition

Swedish architect Henrik Schulz, the visionary designer behind the Mod Lounge Collection for HBF, is redefining the physical nature of furniture. With clients that include Volvo and IKEA, and a client-base that spans hospitality, workplace, and residential segments, Schulz takes a holistic approach that addresses the ongoing shift in spatial dynamics, emphasizing boundless flexibility in design and space while complementing the unification of relaxation and active productivity.

For a while, Schulz struggled to locate comfortable and modular sofas that suit many of his hospitality and office clients' needs. This prompted his own ideation of a new modular lounge seating system for HBF—specifically designed for optimal dimensions, ergonomics, and functionality.

"That was the 'aha!' moment for Mod's creative process," says Schulz, who established his studio in 2008. "The whole idea of a modular sofa is about flexibility and pieces that work in any type of space. In an era where socialization and productivity are crossing over more than ever, Mod has been conceived to foster community in commercial 'third spaces' while also giving users privacy for uninterrupted focus."



Henrik Schulz family home Villa Clara exterior, design: Henrik Schulz Studio (middle), Henrik Schulz and family at home (bottom)



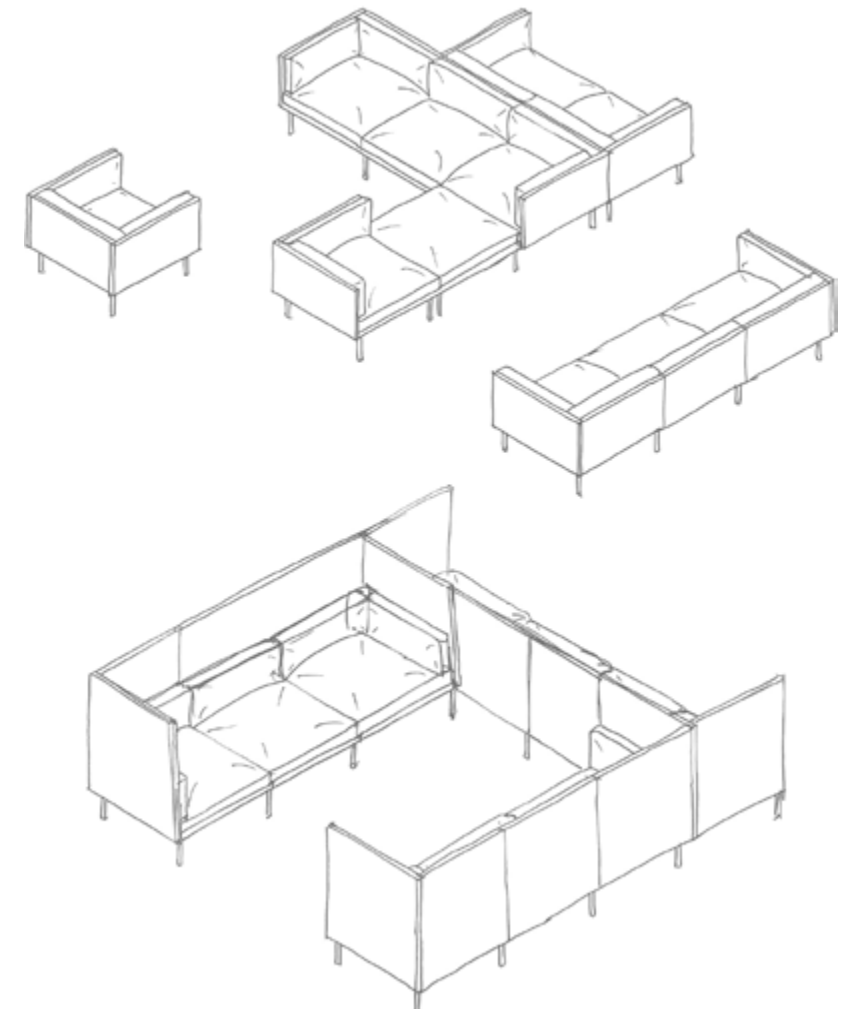
An early version of the Mod Deep Sectional in Henrik Schulz's home, Villa Clara

With this concept in mind, Mod was developed to have a cohesive dialogue with smart interior design—allowing the sofa to become a natural habitat of the environment, and in turn, an integral part of the office, public spaces, or even at home. "We placed Mod in our own living room at home to try out—because we wanted a generous sofa where the whole family could gather, a social sofa where we could all meet," said Schulz. "At Christmas we can be up to ten people sitting in the sofa at the same time."

The Mod sofa series, first released in 2018 and now updated with two new styles in 2022, continues to embody Scandinavian simplicity and functionality by emphasizing on comfort and quality. The new Mod Highback is designed to minimize distractions and encourage focused work or relaxation; and Mod Deep is an ultimate seating experience that allows its users to "sink in." Both are crafted for effortless drifting into work or play.

According to Schulz, the Mod Lounge Collection for HBF is designed "to be free from definitions and limited by categories" and to promote an environment that encourages its users to reconceptualize their relationship to space in general. In doing so, Schulz hopes that his products will inspire a shift away from standard spatial values by promoting a new philosophy of how we define both living and work environments.

"Mod is a general design, but the function is the actual design," Schulz says. "The Scandinavian design tradition is about form following function, a principle we also believe in. I think our furniture is very architectural in its minimalism, which is natural since we designed it ourselves."





Mod Sectional "Conversation Pit"



Mod Deep Lounge (left), Mod Work Highback Two-Seater Sofa (right)

Mod Platforms

Mod

A thoughtfully designed seating collection that embraces a modern approach to both work and downtime, Mod draws upon the aesthetics of residential and hospitality environments while applying robust planning possibilities to contract environments. With generous down-encased cushioning for ultimate comfort and a space-efficient footprint, Mod provides an ideal setup for either individual or collaborative work.

Mod is a comprehensive platform with stand-alone sofas, chairs, ottomans, stools, benches, and sectional components.

Mod Sectional allows for scalable layouts that can easily arrange and rearrange in countless configurations.

Comfortable 22¼" seat depth enables both casual and more upright seat postures.

A 31½" overall depth and 30" module width enables space-efficient planning.

A low-slung horizon lends the tailored refinement of a tuxedo-style sofa.

Standard lounge height with an approximate 16" seat height pairs perfectly with lounge furniture, coffee tables, and continental height tables.

Mod Work & Mod Work Sectional, each with a seat height at approximately 18½", pair well with guest chairs, office seating, and standard height tables, enabling eye-to-eye interactions.

Mod Deep

Inspired by oversized, premium-tier, residential sofas, Mod Deep's seating experience offers unprecedented comfort. It features generous proportions, and an ultra-comfortable 28¼" seat depth that allows users to "sink in." Consisting of stand-alone sofas, lounge chairs, ottomans, and sectional components, Mod Deep is configurable in countless ways to create compelling residential-inspired layouts ideal for hospitality and casual lounges.

Mod Deep Sectional allows for larger scaled configurations for applications that require mass and volume, like large lobbies and open spaces.

Mod Deep is generously proportioned with a 37½" overall depth and a module width of 36".

Mod Deep is available only with a standard lounge-height leg and a 16" seat height.

Mod Highback

Designed to minimize distractions and encourage focused work, Mod Highback delivers a privacy-lounge experience that integrates seamlessly into the Mod series and any open plan space. Offering senses of both visual and acoustical privacy, its refined materials and architectural form provide users with a respite from the modern workplace that looks and feels right at home in contract, hospitality, and public spaces.

Mod Work Highback with a seat at approximately 18½" to pair eye-to-eye with guest chairs and office task seating and standard height tables.

Mod Highback's 53" – 55" high panel horizon enables privacy lounge and micro-architectural applications.

Mod Highback's side panels are 2½" in thickness—¾"-thicker than Mod lowback.

Mod Highback's 22¼" seat depth provides a compact yet comfortable seating experience.

Mod Highback enables space-efficient planning with 31½" overall depth.



Two Work Modes

Experience a new standard in comfortable collaboration and communication. Mod Work offers a tailored work experience whether you're positioned at the "relaxed" 16" standard or at the more "engaged" 18½" seat height. These two different leg heights offer unparalleled comfort by allowing users to adapt their workspace to fit their unique needs, allowing them to enjoy formal or informal gatherings with flexibility and comfort.

Two leg heights to comprise two seat heights:



STANDARD LOUNGE HEIGHT – 16" SEAT HEIGHT

Work modes that are intimate or informal, supports the use of technology that may be necessary to complete work tasks.

Pairs with – Occasional Tables & Continental-height tables (26" h table surface).

Posture – Relaxed sitting, casual

WORK HEIGHT – 18½" SEAT HEIGHT

Suitable for technology-based meetings that are formal or informal, medium to long in duration.

Pairs with – Meeting & Dining tables (30" h table surface).


Posture – More upright, engaged





Mod Work Landscape with Meki Meeting Tables


Planning Typicals



TYPICAL A
Mod Sectional

Sectional Armless Modules, Sectional Corner Modules, Lounge-Height Legs, Meki Coffee Table.

Fully Upholstered in HBF Textiles Dusted Fleck.



TYPICAL B
Mod Deep Sectional

Deep Sectional Armless Module, Deep Sectional Left-Facing & Right-Facing Modules, Deep Ottoman, Lounge-Height Legs, Meki Coffee Table.

Fully Upholstered in HBF Textiles Dusted Fleck.



TYPICAL B
Mod Work Sectional

Work Sectional Armless Modules, Work Sectional Corner Modules, Work-Height Legs, Meki Meeting Tables.

Fully Upholstered in HBF Textiles Dusted Fleck.





TYPICAL D
Mod Lobby Lounge Cluster

Two-Seater Sofas, Three-Seater Sofa, Ottomans, Lounge-Height Legs, Meki Coffee Table.


Cushion Upholstery in HBF Textiles Dusted Fleck, Contrast Panel Surround Upholstery in HBF Textiles Vivace II Full-grain Leather.



TYPICAL G
Mod Work Landscape

Work Highback Three-Seater Sofa, Work Two-Seater Sofa, Work Sectional Armless Modules, Work Sectional Corner Modules, Work Ottomans, Work-height Legs, Meki Meeting Tables.

Cushion Upholstery in HBF Textiles Dusted Fleck, Contrast Panel Surround Upholstery in HBF Textiles Vivace II Full-Grain Leather.



TYPICAL E
Mod Conversation Pit

Sectional Armless Modules, Sectional Corner Modules, Lounge-Height Legs, Meki Coffee Tables.


Fully upholstered in HBF Textiles Velvet Mix.



TYPICAL H
Mod Highback Cluster

Work Highback Three-Seater Sofas, Work Highback Two-Seater Sofa, Work Highback Lounge Chair, Work-Height Legs, Meki Meeting Tables.

Fully Upholstered in HBF Textiles Dusted Fleck.



TYPICAL F
Mod Deep Lounge Cluster

Deep Sectional Armless Modules, Deep Sectional Corner Modules, Deep Ottomans, Stools, Deep Lounge Chairs, Lounge-Height Legs, Meki Coffee Table.

Fully upholstered in HBF Textiles Velvet Mix.



Upholstery

Mod offers a wide range of hospitality-inspired, high performance **HBF Textiles** as graded-in standards. With a full selection of fully bleach-cleanable woven textiles, performance coated fabrics, and luxurious full-grain leathers from which to choose, the Mod Collection's various platforms enable designers to easily imprint their own creative vision upon the customized furniture object, providing long-term value through refined aesthetics balanced with high-performance durability.

Mod's signature **panel surround** is available in either matching upholstery with cushions or as a contrasting element for mixed materiality. (Common contrast panel surround specifications include a leather surround and woven textile upholstered cushions.)

Customer's Own Material (COM) upholstery application is available as an option.

Pattern-matched upholstery application is a standard practice for Mod units' seams and adjacent modules.

A more rippled appearance is a visual signal of both comfort and down upholstery, versus a taught,

firmer construction which are markers of typical contract furniture.

Back and sectional corner cushions are wedge-shaped for ergonomic support.

Sofa arms and sectional end modules feature straight arm cushions for a refined, tuxedo-like appearance.

Welted seams along the complete perimeter of the seat, back, and arm cushions lend premium detailing

All panel surrounds are upholstered with a crisp, **top-stitched construction** for a refined appearance.

A
Cushion Upholstery

B
Upholstery (Outer)



Mod upholstery welt detail



Mod Tête-à-Tête in HBF Textiles Tattoo Toile

Construction

Mod's premium features like luxurious down-topped upholstery and high-quality interior construction place this seating collection into an elevated class of its own.

A
Engineered Hardwood Frame – Crafted from engineered Columbian hardwood, Mod's frame chassis provides lasting durability.

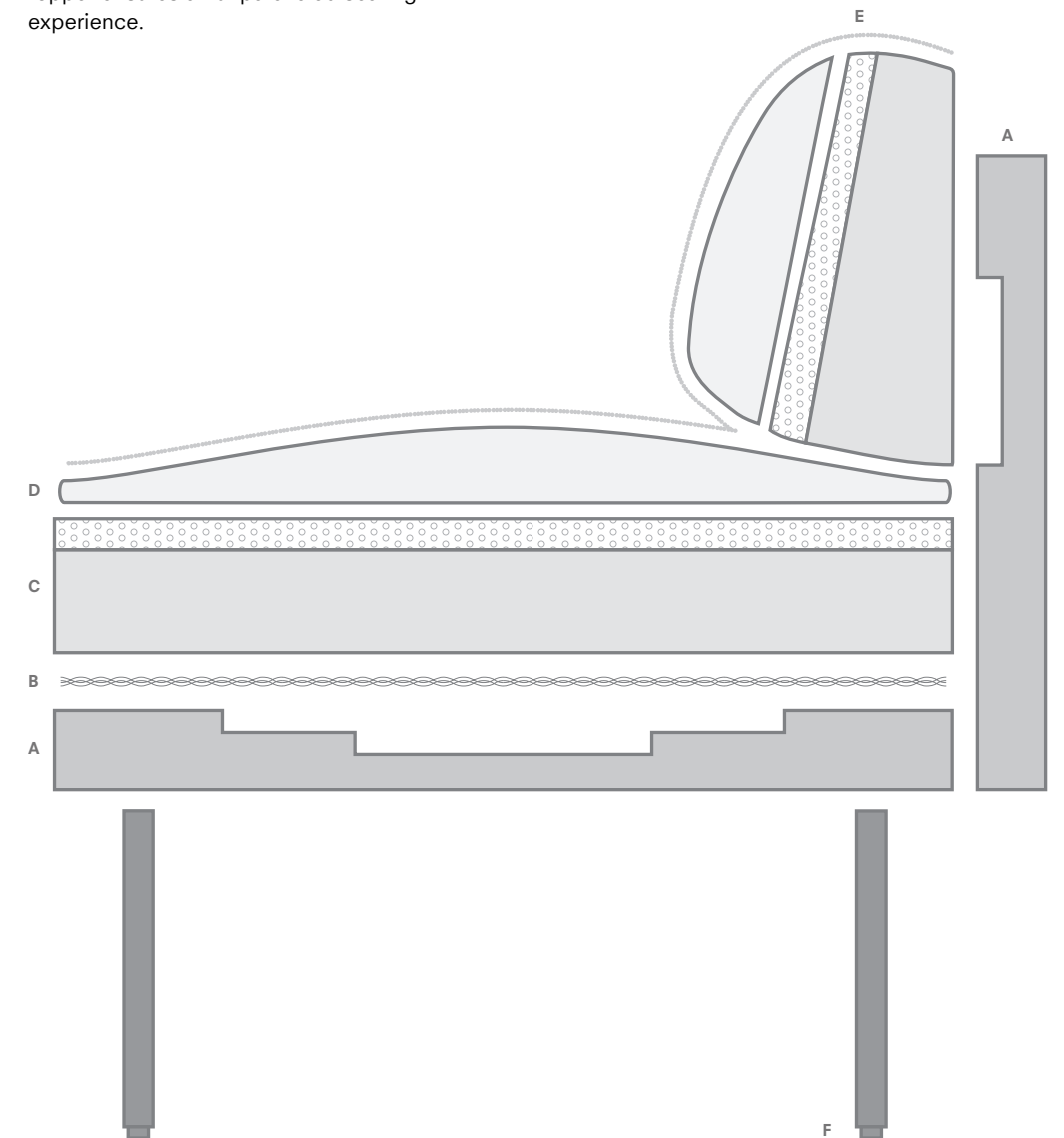
B
Integral Webbing Sling – Fastened to the seat frame.

C
Dual-Density Cut Foam – Mod's seat and back cushions are constructed of dual-density cut foam for optimal comfort, providing sumptuous comfort while still delivering ergonomic support.

D
Feather Down Chamber-Topper – Composed of 90% waterfowl feathers and 10% duck down, Mod's down topper ensures an unparalleled seating experience.

E
Batting – Mod seating is upholstered with a layer of polyester batting around the perimeter.

F
Leg Assembly



Modularity & Serviceability

Mod is modular to the core, and its components have been engineered with serviceability, interchangeability, and long-term maintenance in mind. Seat, Back, and Arm cushions are crafted for circularity and can be removed from the Mod panel assembly independently, and replaced, repaired, or refreshed. This component-based product logic is ideal for long-term maintenance in large facilities and high-traffic public spaces where individual components may need replacement.

POWER MODULES

Power modules fasten to the underside of the seat plinth and connect to power with a 72" soft connection cord.

More than one module specified per unit can be daisy-chained as a special order.

TWO MODELS ARE AVAILABLE:



Dual USB-A



Power Outlet



Under-surface mounted power module



Mod Deep Sectional with all three leg assembly types

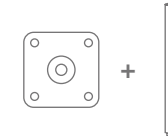


Mod Landscape with Meki Continental-Height Meeting Tables

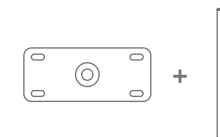
LEG HARDWARE

A cleverly platformed leg-hardware logic allows Mod to be retrofitted and toggled between lounge-height and work-height. Day-two reconfiguration of sectional modules is easily accommodated with ganging brackets that allow leg components to be repurposed. Mod's leg hardware assemblies consist of a streamlined kit of parts:

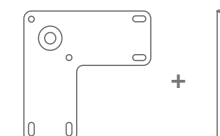
A
Single Leg Assembly – A single bracket is used to mount a leg component to a single module.



B
Dual-Ganging Leg Assembly – The dual-ganging bracket fastens a leg component to two modules creating an uninterrupted line.



C
Corner-Ganging Leg Assembly – The corner-ganging bracket with a single leg fastens to three adjacent modules in a corner condition.



LEG FINISHES

POWDER COATS



P8X
Solar Black



WI
White



LG
Light Grey










METALS






POL
Polished
Chrome












Mod Collection Statement of Line

MOD

| | | | | | |
|---|---|--|---|--|---|
| <p>LOUNGE CHAIR HLS018-061</p>  <p>OH 30½ OW 40 OD 31½</p> <p>SH* 16 SD 22¼ WBA 26¾</p> <p>WORK HEIGHT HLS022-W061</p> <p>OH 33 SH* 18½</p> | <p>ARMLESS LOUNGE CHAIR HLS018-071</p>  <p>OH 30½ OW 36 OD 31½</p> <p>SH* 16 SD 22¼</p> <p>WORK HEIGHT HLS022-W071</p> <p>OH 33 SH* 18½</p> | <p>TWO-SEATER SOFA HLS018-032</p>  <p>OH 30½ OW 63½ OD 31½</p> <p>SH* 16 SD 22¼ WBA 50¼</p> <p>WORK HEIGHT HLS022-W032</p> <p>OH 33 SH* 18½</p> | <p>ARMLESS TWO-SEATER SOFA HLS018-042</p>  <p>OH 30½ OW 59½ OD 31½</p> <p>SH* 16 SD 22¼</p> <p>WORK HEIGHT HLS022-W042</p> <p>OH 33 SH* 18½</p> | <p>THREE-SEATER SOFA HLS018-043</p>  <p>OH 30½ OW 93 OD 31½</p> <p>SH* 16 SD 22¼ WBA 79¾</p> <p>WORK HEIGHT HLS022-W043</p> <p>OH 30½ SH* 18½</p> | <p>ARMLESS THREE-SEATER SOFA HLS018-053</p>  <p>OH 30½ OW 89 OD 31½</p> <p>SH* 16 SD 22¼</p> <p>WORK HEIGHT HLS022-W053</p> <p>OH 33 SH* 18½</p> |
| <p>OTTOMAN HHS022-031</p>  <p>OH 17½ OW 30 OD 31½</p> <p>SH* 16 SD 30</p> <p>WORK HEIGHT HHS022-W031</p> <p>OH 20 SH* 18½</p> | <p>SECTIONAL ARMLESS MODULE HLS018-101</p>  <p>OH 30½ OW 30 OD 31½</p> <p>SH* 16 SD 22¼</p> <p>WORK HEIGHT HLS022-W101</p> <p>OH 33 SH* 18½</p> | <p>SECTIONAL LEFT-FACING ARM MODULE HLS018-081</p>  <p>OH 30½ OW 32½ OD 31½</p> <p>SH* 16 SD 22¼ WBA 31¼</p> <p>WORK HEIGHT HLS022-W081</p> <p>OH 33 SH* 18½</p> | <p>SECTIONAL RIGHT-FACING ARM MODULE HLS018-091</p>  <p>OH 30½ OW 32½ OD 31½</p> <p>SH* 16 SD 22¼ WBA 31¼</p> <p>WORK HEIGHT HLS022-W091</p> <p>OH 33 SH* 18½</p> | <p>SECTIONAL CORNER MODULE HLS018-029</p>  <p>OH 30½ OW 32½ OD 31½</p> <p>SH* 16 SD 22¼ WBA 31¼</p> <p>WORK HEIGHT HLS022-W029</p> <p>OH 33 SH* 18½</p> | |

| | | |
|---|---|---|
| <p>STOOL HHS022-011</p>  <p>OH 17½ OW 20½ OD 20½</p> <p>SH* 16 SD 20½</p> <p>WORK HEIGHT HHS022-W011</p> <p>OH 20 SH* 18½</p> | <p>TWO-SEATER BENCH HHS022-012</p>  <p>OH 17½ OW 40½ OD 20½</p> <p>SH* 16 SD 20½</p> <p>WORK HEIGHT HHS022-W012</p> <p>OH 20 SH* 18½</p> | <p>THREE-SEATER BENCH HHS022-013</p>  <p>OH 17½ OW 60½ OD 20½</p> <p>SH* 16 SD 20½</p> <p>WORK HEIGHT HHS022-W013</p> <p>OH 20 SH* 18½</p> |
|---|---|---|

MOD DEEP

| | | | | | |
|--|---|---|--|---|--|
| <p>DEEP LOUNGE CHAIR HLS018-011</p>  <p>OH 30½ OW 40 OD 37½</p> <p>SH* 16 SD 28¼ WBA 26¾</p> | <p>DEEP ARMLESS LOUNGE CHAIR HLS018-021</p>  <p>OH 30½ OW 36 OD 37½</p> <p>SH* 16 SD 28¼</p> | <p>DEEP TWO-SEATER SOFA HLS018-012</p>  <p>OH 30½ OW 75½ OD 37½</p> <p>SH* 16 SD 28¼ WBA 62¼</p> | <p>DEEP ARMLESS TWO-SEATER SOFA HLS018-022</p>  <p>OH 30½ OW 71½ OD 37½</p> <p>SH* 16 SD 28¼</p> | <p>DEEP THREE-SEATER SOFA HLS018-013</p>  <p>OH 30½ OW 111 OD 37½</p> <p>SH* 16 SD 28¼ WBA 97¾</p> | <p>DEEP ARMLESS THREE-SEATER SOFA HLS018-023</p>  <p>OH 30½ OW 107 OD 37½</p> <p>SH* 16 SD 28¼</p> |
| <p>DEEP OTTOMAN HHS022-021</p>  <p>OH 17½ OW 36 OD 36</p> <p>SH* 16 SD 36</p> | <p>DEEP SECTIONAL ARMLESS MODULE HLS018-051</p>  <p>OH 30½ OW 36 OD 37½</p> <p>SH* 16 SD 28¼</p> | <p>DEEP SECTIONAL LEFT-FACING ARM MODULE HLS018-031</p>  <p>OH 30½ OW 38 OD 37½</p> <p>SH* 16 SD 28¼ WBA 37¼</p> | <p>DEEP SECTIONAL RIGHT-FACING ARM MODULE HLS018-041</p>  <p>OH 30½ OW 38 OD 37½</p> <p>SH* 16 SD 28¼ WBA 37¼</p> | <p>DEEP SECTIONAL CORNER MODULE HLS018-019</p>  <p>OH 30½ OW 38½ OD 37½</p> <p>SH* 16 SD 28¼ WBA 37¼</p> | |

MOD HIGHBACK

| | | |
|--|--|---|
| <p>HIGHBACK LOUNGE CHAIR HLS022-HB061</p>  <p>OH 50 OW 41½ OD 31½</p> <p>SH* 16 SD 22¼ WBA 28¾</p> <p>WORK HEIGHT HLS022-WHB061</p> <p>OH 52½ SH* 18½</p> | <p>HIGHBACK TWO-SEATER SOFA HLS022-HB032</p>  <p>OH 50 OW 65 OD 31½</p> <p>SH* 16 SD 22¼ WBA 51¾</p> <p>WORK HEIGHT HLS022-WHB032</p> <p>OH 52½ SH* 18½</p> | <p>HIGHBACK THREE-SEATER SOFA HLS022-HB043</p>  <p>OH 50 OW 94½ OD 31½</p> <p>SH* 16 SD 22¼ WBA 81¼</p> <p>WORK HEIGHT HLS022-WHB043</p> <p>OH 52½ SH* 18½</p> |
|--|--|---|

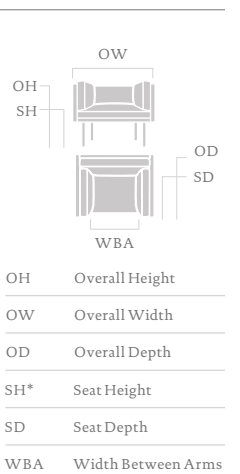
HARDWARE

| |
|---|
| <p>LEG KIT HAS018-017</p> <p>WORK LEG KIT HAS022-017</p> <p>CORNER LEG KIT HAS018-027</p> <p>WORK CORNER LEG KIT HAS022-027</p> |
|---|

POWER

| |
|---|
| <p>POWERWISE - OUTLET HVD81901P-100</p> <p>POWERWISE - DUAL USB-A HVD81901S-100</p> |
|---|

DIMENSIONS



All dimensions in inches.
*Reflects the nominal seat height to the top of cushion welt.



