

KEVIN STARK

Cadre



HBF



Cadre Mid Back (front) and Cadre High Back (back)

Cadre by Kevin Stark

For an inspired work experience that fosters engagement and collaboration, the Cadre Series of manager, executive, and side-by-side seating solutions is built for teams that work together to cultivate ideas. Pure comfort and considerate proportions unite in Cadre to make more quality time spent at the conference table. With the option to specify finishes and textiles for every personality, office space, and budget, Cadre is a timeless design that delivers on important performance benchmarks which are critical to employee engagement.

KEVIN STARK

HBF Design Legacy

Over the course of 30 years with HBF, Kevin Stark has overseen all aspects of design development and branding strategy as Vice President of Design. He also conceived a number of Best of NeoCon award-winning furniture pieces, including his Eiffel Occasional Table Series, Canterbury Series, and Cadre Series. Stark's work forms an important part of HBF's design legacy, which has been characterized by classic modernism throughout its history.





Cadre Mid Back with Torre Table

Cadre Heights

Available in mid back and high back options, Cadre is designed for exceptional comfort and support.

- MID BACK FROM 35½" - 39½"
- HIGH BACK FROM 41½" - 44½"

The seat height is adjustable from 18½" - 22½" for mid back and high back options.

Channel Stitched Detail

The luxurious channel stitched detail for Cadre's seat and back is upholstered in leather or woven textiles, ribbed at 1½" intervals for a clean, refined appearance. The plain stitch option is perfect for a minimalist design.

- PLAIN SEAT AND BACK
- CHANNEL STITCHED SEAT AND BACK



Cadre Mid Back with Channel Stitch

Arm Construction & Seating Mechanism

Available in synchro tilt or knee tilt mechanism options, Cadre offers users the ability to choose from a range of ergonomically-correct tilt positions for improved circulation and reduced stress to the legs, as well as better spinal alignment during the workday.



SYNCHRO TILT WITH NON WRAP AROUND ARM

The seat back angle is adjustable via the synchro tilt mechanism with the front edge of the seat rising only one degree for every two degrees the back reclines. This allows users to recline in a relaxed position while keeping the seat bolster relatively level with the floor.

KNEE TILT WITH WRAP AROUND ARM

The pivoting point for knee tilt is located near the very front of the seat, creating a wide angle tilt that keeps the feet planted on the ground.

SUMMARY OF CONTROLS

A

Tilt Tension Knob - The adjustable Tilt Tension Knob allows each user to set the chair at just the right amount of rocking motion for all heights and sizes.

B

Seat Height Lever Control - Regulates height of chair relative to floor. Optimizes support for the buttocks, thighs, and lower back when feet are flat on the floor and the lower legs are at a 90-degree angle relative to the upper legs.

C

Tilt Back Lock - Automatically searches for one of six tilt positions available and locks the seat tilt function in desired angle.

D

Tilt Back Lock for Knee Tilt - Allows the seat tilt to be locked in an upright position for "engaged" work or reclined for a more "relaxed" work experience.



Finishes

ARM & BASE OPTIONS

Cadre's aluminum arm and base options are polished to a high shine, giving it a sleek durable finish. The Solar Black powder-coated option is dramatically handsome and offers a 5% matte sheen for sophistication and performance.



ARM CAPS

Cadre offers two arm cap options—the upholstered cap features padded textile wrapped armrests for total comfort and a luxurious feel. The urethane cap features a textured finish that is durable and easy-to-clean.

- UPHOLSTERED ARM CAP
- URETHANE ARM CAP



Cadre Solar Black Arm with Upholstered Arm Cap

UPHOLSTERY

For the design-minded, Cadre offers various high-performance HBF Textiles as graded-in standards—including a full selection of bleach-cleanable woven textiles, performance coated fabrics, and luxurious full-grain leathers. The seat, back, and arm caps are all available in matching upholstery or as contrasting for mixed materiality.

A	B	C
Back	Seat	Arm Cap



Cadre Mid Back with Contrasting Upholstery

CASTERS

Cadre's standard double wheel medium casters provide maximum load capacity and work well on carpet, while the soft casters are ideal in hard flooring surface environments.



Cadre Mid Back and High Back Group

Sustainability

HBF builds furniture products for longevity, durability, and ease of service. This allows for the replacement of parts to retain the value of the product and prolong its life.

- CADRE BASE MADE FROM 96% RECYCLED CONTENT
- MEETS ANSI/BIFMA LEVEL® 2 FURNITURE SUSTAINABILITY STANDARD
- SCS INDOOR ADVANTAGE™ GOLD CERTIFIED
- MEETS HCWH HEALTHY INTERIORS CRITERIA

Product Warranty

With a firm belief in quality and reliability, HBF offers a 12-year warranty on all products and a 5-year warranty on operational parts—one of the most generous warranties in the industry today.





- 12 YEARS ON ALL PRODUCTS
- 5 YEARS ON OPERATIONAL PARTS



Cadre Mid Back (front) and Cadre High Back (back)





Cadre Collection Statement of Line

CADRE MID BACK

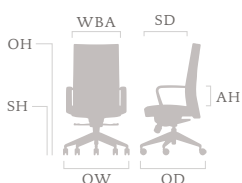
<p>MID BACK SWIVEL CHAIR Synchro Tilt, Upholstered Arm Cap, Polished Arm HST222-511</p> 	<p>MID BACK SWIVEL CHAIR Knee Tilt, Upholstered Arm Cap, Polished Wrap Around Arm HST222-531</p> 	<p>MID BACK CHANNEL STITCHED SWIVEL CHAIR Synchro Tilt, Upholstered Arm Cap, Polished Arm HST222-551</p> 	<p>MID BACK CHANNEL STITCHED SWIVEL CHAIR Knee Tilt, Upholstered Arm Cap, Polished Wrap Around Arm HST222-571</p> 	
<p>OH 35½-39½ SD 19 OW 24 AH 26½-30½ OD 26 WBA 19 SH* 18½-22½</p> <p>POLISHED WITH URETHANE ARM CAP HST222-611</p> <p>SOLAR BLACK WITH UPHOLSTERED ARM CAP HST222-011</p> <p>SOLAR BLACK WITH URETHANE ARM CAP HST222-111</p>	<p>OH 35½-39½ SD 19 OW 24 AH 26½-30½ OD 26 WBA 19 SH* 18½-22½</p> <p>POLISHED WITH URETHANE ARM CAP HST222-631</p> <p>SOLAR BLACK WITH UPHOLSTERED ARM CAP HST222-031</p> <p>SOLAR BLACK WITH URETHANE ARM CAP HST222-131</p>	<p>OH 35½-39½ SD 19 OW 24 AH 26½-30½ OD 26 WBA 19 SH* 18½-22½</p> <p>POLISHED WITH URETHANE ARM CAP HST222-651</p> <p>SOLAR BLACK WITH UPHOLSTERED ARM CAP HST222-051</p> <p>SOLAR BLACK WITH URETHANE ARM CAP HST222-151</p>	<p>OH 35½-39½ SD 19 OW 24 AH 26½-30½ OD 26 WBA 19 SH* 18½-22½</p> <p>POLISHED WITH URETHANE ARM CAP HST222-671</p> <p>SOLAR BLACK WITH UPHOLSTERED ARM CAP HST222-071</p> <p>SOLAR BLACK WITH URETHANE ARM CAP HST222-171</p>	

CADRE HIGH BACK

CASTERS

<p>HIGH BACK SWIVEL CHAIR Synchro Tilt, Upholstered Arm Cap, Polished Arm HST222-521</p> 	<p>HIGH BACK SWIVEL CHAIR Knee Tilt, Upholstered Arm Cap, Polished Wrap Around Arm HST222-541</p> 	<p>HIGH BACK CHANNEL STITCHED SWIVEL CHAIR Synchro Tilt, Upholstered Arm Cap, Polished Arm HST222-561</p> 	<p>HIGH BACK CHANNEL STITCHED SWIVEL CHAIR Knee Tilt, Upholstered Arm Cap, Polished Wrap Around Arm HST222-581</p> 	<p>MEDIUM CASTERS SOFT CASTERS</p>
<p>OH 41½-44½ SD 19 OW 24 AH 26½-30½ OD 26 WBA 19 SH* 18½-22½</p> <p>POLISHED WITH URETHANE ARM CAP HST222-621</p> <p>SOLAR BLACK WITH UPHOLSTERED ARM CAP HST222-021</p> <p>SOLAR BLACK WITH URETHANE ARM CAP HST222-121</p>	<p>OH 41½-44½ SD 19 OW 24 AH 26½-30½ OD 26 WBA 19 SH* 18½-22½</p> <p>POLISHED WITH URETHANE ARM CAP HST222-641</p> <p>SOLAR BLACK WITH UPHOLSTERED ARM CAP HST222-041</p> <p>SOLAR BLACK WITH URETHANE ARM CAP HST222-141</p>	<p>OH 41½-44½ SD 19 OW 24 AH 26½-30½ OD 26 WBA 19 SH* 18½-22½</p> <p>POLISHED WITH URETHANE ARM CAP HST222-661</p> <p>SOLAR BLACK WITH UPHOLSTERED ARM CAP HST222-061</p> <p>SOLAR BLACK WITH URETHANE ARM CAP HST222-161</p>	<p>OH 41½-44½ SD 19 OW 24 AH 26½-30½ OD 26 WBA 19 SH* 18½-22½</p> <p>POLISHED WITH URETHANE ARM CAP HST222-681</p> <p>SOLAR BLACK WITH UPHOLSTERED ARM CAP HST222-081</p> <p>SOLAR BLACK WITH URETHANE ARM CAP HST222-181</p>	

DIMENSIONS



OH	Overall Height
OW	Overall Width
OD	Overall Depth
SH*	Seat Height
SD	Seat Depth

AH	Arm Height
WBA	Width Between Arms

All dimensions in inches.

*Reflects the nominal seat height to the top of cushion welt.

*Arm and base metal finishing will always match.

