

COSTA
TABLES





Mailing Address: HBF PO Box 8 Hickory NC 28603-0008	Shipping Address: HBF 900 - 12th Street Drive NW Hickory NC 28601-4763	Contact: Phone: 1.855.HBF.2020 828.328.2064 Fax: 828.485.2690 Info: hbfservice@hbf.com www.hbf.com	Order Processing: Phone: 1.855.HBF.2020 828.328.2064 Fax: 828.485.2690 hbforders@hbf.com
---	--	--	---

	PAGE
Reference	2-26
Overview.....	2
Scope of Line	3
Materials & Finishes	4-16
How to Specify	17
Grain Direction on Veneer Tops	19
Base & Nesting Dimensions	20
Grommet Locations & Wire Management	21
Electrical System	22
Technical Specifications	24
GSA Federal Contract Information.....	24
Typicals.....	26-30
Pricing	31-37
Rectangular Tables.....	32
Radiused Corner Tables.....	34
Electrical	36
Replacement Accessories	37
Weights + Cubes.....	38



PLEASE SPECIFY THE FOLLOWING TO ORDER:

MODEL NUMBER Indicate type as part of model #	FSC* CERTIFICATION	FINISH	BASE STYLE	FOOT	MODESTY	GROMMET

OPTION OVERVIEW

FSC* CERTIFICATION

- X = No FSC*
- F = FSC* Certified (upcharges apply)

FSC* PRODUCT

HBF holds Forest Stewardship Council® (FSC®) Chain-of-Custody Certification® (SCS-COC-002143). This certification agreement allows HBF to offer FSC® certified veneer or core on a project specific basis.

An upcharge of 5% list per unit for conference products, will apply to all FSC® specified units.

FINISH

See References: Materials & Finishes

BASE STYLE

- FPA = Flip Top, Polished Aluminum Base
- FBL = Flip Top, Black Powder Coat Base
- FWI = Flip Top, White Powder Coat Base
- FLG = Flip Top, Grey Powder Coat Base
- FXPA = Fixed Top, Polished Aluminum Base
- FXBL = Fixed Top, Black Powder Coat Base
- FXWI = Fixed Top, White Powder Coat Base
- FXLG = Fixed Top, Grey Powder Coat Base

FOOT

- C = Casters *Note: Base Finish selection dictates caster selection*
- G = Glides

MODESTY

Note: Modesty Panel material and finish matches top material and finish

- MN Modesty Panel - No
- MY Modesty Panel - Yes (upcharges apply)

GROMMET

Note: Upcharges apply

- 72" Cord - "Soft Cord": Standard 3/8" rubber coated power cord with three prong plug.
- 72" Whip - "Hardwired": Flexible metal conduit housing the wires, which are exposed without a plug, to be professionally installed into the buildings power system. *Please check with the local authorities for compliance with the electrical requirements in your market, and always use a certified electrician for the installation.*

- GN = Grommet No
- AGC1 = Costa Alum Hinged Grommet - Standard flip top pass through grommet.
- ABC1 = Costa Corded Dean-Z-72" cord, Black - Dean-Z Black module with soft cord that offers 2 power receptacles & 1 Dual USB outlet
- AWC1 = Costa Corded Dean-Z-72" cord, White - Dean-Z White module with soft cord that offers 2 power receptacles & 1 Dual USB outlet
- ABH1 = Costa Hardwired Dean-Z-72" whip, Black - Dean-Z Black module with hardwire that offers 2 power receptacles & 1 Dual USB outlet
- AWH1 = Costa Hardwired Dean-Z-72" whip, White - Dean-Z White module with hardwire that offers 2 power receptacles & 1 Dual USB outlet
- ABC2 = Costa Corded Axil-Z-72" cord, Black - Axil-Z Black module with Soft Cord that offers 2 power receptacles, 1 Dual USB outlet, & 1 Open Data Port
- AWC2 = Costa Corded Axil-Z-72" cord, White - Axil-Z White module with Soft Cord that offers 2 power receptacles, 1 Dual USB outlet, & 1 Open Data Port
- ABH2 = Costa Hardwired Axil-Z-72" whip, Black - Axil-Z Black module with Hardwire that offers 2 power receptacles, 1 Dual USB outlet, & 1 Open Data Port
- AWH2 = Costa Hardwired Axil-Z-72" whip, White - Axil-Z White module with Hardwire that offers 2 power receptacles, 1 Dual USB outlet, & 1 Open Data Port
- ABL3 = Costa Corded MHO-72" cord, Black - MHO Black retractable module with Soft Cord that offers 2 power receptacles, & 2 Open Data Ports
- ASV3 = Costa Corded MHO-72" cord, Silver - MHO Silver retractable module with Soft Cord that offers 2 power receptacles, & 2 Open Data Ports



Aluminum Hinged Grommet - AGCI



Power/Data - AXIL-Z



Power/Data - DEAN-Z



Power/Data - ABL3

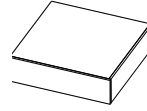


Power/Data - ASV3

EDGES

VENEER TOP WITH SOLID EDGE

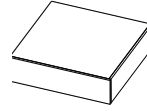
The edges of Costa tables specifying veneer surfaces come with a wood edgeband, for a coordinating wood finish edge.



1 1/16" Thick

LAMINATE TOP WITH SOFT EDGE

The edges of Costa tables specifying laminate surfaces come pre-color matched with a PVC edgeband for a durable edge that holds up through day-to-day usage.



1 3/16" Thick

TOPS

Rectangular

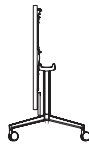


Radiused Corner



BASES

Flip Top



Fixed Top



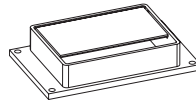
MODESTY PANEL

Optional with upcharges



GROMMET / POWER DATA

Grommet



Power / Data Center



ELECTRICAL

Modular Power





ENEER

PLAIN SLICED ASH

Smoke Opaque	AH310
Clear	AH400
Black Opaque	AH402
Grey Opaque	AH403
Warm White Opaque	AH404
Mist Opaque	AH405
Denim Opaque	AH406
Pewter Opaque	AH407
Peppercorn Opaque	AH408
Amber	AH901
Designer White Opaque	AH902
Warm Brick	AH911
Nutmeg	AH929
Bark	AH937
Dark Roast	AH984
Sumatra	AH993

PLAIN SLICED WALNUT

Smoke Opaque	NT310
Clear	NT400
Black Opaque	NT402
Grey Opaque	NT403
Warm White Opaque	NT404
Mist Opaque	NT405
Denim Opaque	NT406
Pewter Opaque	NT407
Peppercorn Opaque	NT408
Designer White Opaque	NT902
Warm Brick	NT911
Nutmeg	NT929
Bark	NT937
Dark Roast	NT984
Sumatra	NT993

PLAIN SLICED MAPLE

Nutmeg	NE929
Dark Roast	NE984
Sumatra	NE993
Medium Brown Cherry	NE215
Amber	NE301
Nutmeg Walnut	NE629
Charcoal Grey Walnut	NE637
Dark Roast Walnut	NE684
Sumatra Walnut	NE693

PLAIN SLICED CHERRY

Medium Brown Cherry	NC215
---------------------	-------

ENEER

PLAIN SLICED OAK

Smoke Opaque	RK310
Clear	RK400
Black Opaque	RK402
Grey Opaque	RK403
Warm White Opaque	RK404
Mist Opaque	RK405
Denim Opaque	RK406
Pewter Opaque	RK407
Peppercorn Opaque	RK408
Amber	RK901
Designer White Opaque	RK902
Warm Brick	RK911
Nutmeg	RK929
Bark	RK937
Dark Roast	RK984
Sumatra	RK993
Amber	RK301
Nutmeg Walnut	RK629
Charcoal Grey Walnut	RK637
Dark Roast Walnut	RK684
Sumatra Walnut	RK693

RIFT CUT OAK

Smoke Opaque	RF310
Clear	RF400
Black Opaque	RF402
Grey Opaque	RF403
Warm White Opaque	RF404
Mist Opaque	RF405
Denim Opaque	RF406
Pewter Opaque	RF407
Peppercorn Opaque	RF408
Amber	RF901
Designer White Opaque	RF902
Warm Brick	RF911
Nutmeg	RF929
Bark	RF937
Dark Roast	RF984
Sumatra	RF993
Amber	RF301
Nutmeg Walnut	RF629
Charcoal Grey Walnut	RF637
Dark Roast Walnut	RF684
Sumatra Walnut	RF693

QUARTER SLICED ASH

Smoke Opaque	QAH310
Clear	QAH400
Black Opaque	QAH402
Grey Opaque	QAH403
Warm White Opaque	QAH404
Mist Opaque	QAH405
Denim Opaque	QAH406
Pewter Opaque	QAH407
Peppercorn Opaque	QAH408
Amber	QAH901
Designer White Opaque	QAH902
Warm Brick	QAH911
Nutmeg	QAH929
Bark	QAH937
Dark Roast	QAH984
Sumatra	QAH993



veneer

QUARTER SLICED WALNUT

Smoke Opaque	QNT310
Clear	QNT400
Black Opaque	QNT402
Grey Opaque	QNT403
Warm White Opaque	QNT404
Mist Opaque	QNT405
Denim Opaque	QNT406
Pewter Opaque	QNT407
Peppercorn Opaque	QNT408
Designer White Opaque	QNT902
Warm Brick	QNT911
Nutmeg	QNT929
Bark	QNT937
Dark Roast	QNT984
Sumatra	QNT993

QUARTER SLICED MAPLE

Nutmeg	QNE929
Dark Roast	QNE984
Sumatra	QNE993
Medium Brown Cherry	QNE215
Amber	QNE301
Nutmeg Walnut	QNE629
Charcoal Grey Walnut	QNE637
Dark Roast Walnut	QNE684
Sumatra Walnut	QNE693

QUARTER SLICED CHERRY

Medium Brown Cherry	QNC215
---------------------	--------

QUARTER SLICED OAK

Smoke Opaque	QRK310
Clear	QRK400
Black Opaque	QRK402
Grey Opaque	QRK403
Warm White Opaque	QRK404
Mist Opaque	QRK405
Denim Opaque	QRK406
Pewter Opaque	QRK407
Peppercorn Opaque	QRK408
Amber	QRK901
Designer White Opaque	QRK902
Warm Brick	QRK911
Nutmeg	QRK929
Bark	QRK937
Dark Roast	QRK984
Sumatra	QRK993
Amber	QRK301
Nutmeg Walnut	QRK629
Charcoal Grey Walnut	QRK637
Dark Roast Walnut	QRK684
Sumatra Walnut	QRK693

LAMINATES

WOODGRAIN

Beigewood	PLBW
Bourbon Cherry	PL701
Shaker Cherry	PL7935
Columbian Walnut	PL7943
Skyline Walnut	PL7964
Walnut Heights	PL7965
Looks Likatre	PLWP110

SOLID

Carnation White	PLSW806
Eggshell White	PLSW803
Designer White	PLWH

* See Technical Specifications for laminate manufacturer cross reference.

CUSTOM FINISHES

An upcharge of 10% Net per unit for conference products, with a minimum upcharge of \$500 Net per order, will apply for any custom wood veneer finish.

PLAIN SLICED ASH: (AH) - (2 SHEEN UNLESS OTHERWISE INDICATED)




AH310
Smoke Opaque



AH400
Clear



AH402
Black Opaque



AH403
Grey Opaque



AH404
Warm White Opaque




AH405
Mist Opaque



AH406
Denim Opaque




AH407
Pewter Opaque



AH408
Peppercorn Opaque



AH901
Amber



AH902
Designer White Opaque




AH911
Warm Brick




AH929
Nutmeg



AH937
Bark



AH984
Dark Roast




AH993
Sumatra


Screen images are intended as a guide only and should not be regarded as absolutely correct.
For exact color/texture, please visit www.hbf.com to request an actual sample.



PLAIN SLICED WALNUT: (NT) - (2 SHEEN UNLESS OTHERWISE INDICATED)



NT310
Smoke Opaque



NT400
Clear



NT402
Black Opaque




NT403
Grey Opaque



NT404
Warm White Opaque



NT405
Mist Opaque



NT406
Denim Opaque



NT407
Pewter Opaque




NT408
Peppercorn Opaque




NT902
Designer White Opaque




NT911
Warm Brick




NT929
Nutmeg



NT937
Bark



NT984
Dark Roast




NT993
Sumatra

Screen images are intended as a guide only and should not be regarded as absolutely correct.
For exact color/texture, please visit www.hbf.com to request an actual sample.

PLAIN SLICED OAK: (RK) - (2 SHEEN UNLESS OTHERWISE INDICATED)



RK310
Smoke Opaque



RK400
Clear



RK402
Black Opaque



RK403
Grey Opaque



RK404
Warm White Opaque



RK405
Mist Opaque




RK406
Denim Opaque




RK407
Pewter Opaque



RK408
Peppercorn Opaque




RK901
Amber




RK902
Designer White Opaque




RK911
Warm Brick




RK929
Nutmeg




RK937
Bark



RK984
Dark Roast




RK993
Sumatra




RK301
Amber
30 Sheen




RK629
Nutmeg Walnut
30 Sheen



RK637
Charcoal Grey Walnut
30 Sheen




RK684
Dark Roast Walnut
30 Sheen



RK693
Sumatra Walnut
30 Sheen

Screen images are intended as a guide only and should not be regarded as absolutely correct. For exact color/texture, please visit www.hbf.com to request an actual sample.


PLAIN SLICED MAPLE: (NE) - (30 SHEEN UNLESS OTHERWISE INDICATED)




NE215
Medium Brown Cherry



NE301
Amber



NE629
Nutmeg Walnut



NE637
Charcoal Grey




NE684
Dark Roast Walnut



NE693
Sumatra Walnut



NE929
Nutmeg
2 Sheen




NE984
Dark Roast
2 Sheen



NE993
Sumatra
2 Sheen


PLAIN SLICED CHERRY: (NC) - (30 SHEEN)




NC215
Med. Brown Cherry

Screen images are intended as a guide only and should not be regarded as absolutely correct. For exact color/texture, please visit www.hbf.com to request an actual sample.

RIFT CUT OAK: (RF) - (2 SHEEN UNLESS OTHERWISE INDICATED)



RF310
Smoke Opaque



RF400
Clear



RF402
Black Opaque



RF403
Grey Opaque



RF404
Warm White Opaque



RF405
Mist Opaque




RF406
Denim Opaque




RF407
Pewter Opaque



RF408
Peppercorn Opaque



RF901
Amber



RF902
Designer White Opaque



RF911
Warm Brick




RF929
Nutmeg



RF937
Bark



RF984
Dark Roast




RF993
Sumatra




RF301
Amber
30 Sheen




RF629
Nutmeg Walnut
30 Sheen



RF637
Charcoal Grey Walnut
30 Sheen



RF684
Dark Roast Walnut
30 Sheen



RF693
Sumatra Walnut
30 Sheen

Screen images are intended as a guide only and should not be regarded as absolutely correct. For exact color/texture, please visit www.hbf.com to request an actual sample.

QUARTER SLICED ASH: (QAH) - (2 SHEEN UNLESS OTHERWISE INDICATED)




QAH310
Smoke Opaque



QAH400
Clear



QAH402
Black Opaque




QAH403
Grey Opaque




QAH404
Warm White Opaque




QAH405
Mist Opaque



QAH406
Denim Opaque




QAH407
Pewter Opaque



QAH408
Peppercorn Opaque



QAH901
Amber




QAH902
Designer White Opaque



QAH911
Warm Brick



QAH929
Nutmeg




QAH937
Bark




QAH984
Dark Roast



QAH993
Sumatra




QAH215
Medium Brown Cherry
30 Sheen




QAH293
Chestnut Cherry
30 Sheen




QAH301
Amber
30 Sheen



QAH629
Nutmeg Walnut
30 Sheen




QAH637
Charcoal Grey Walnut
30 Sheen



QAH684
Dark Roast Walnut
30 Sheen




QAH693
Sumatra Walnut
30 Sheen




QAH701
Light Cherry
30 Sheen

Screen images are intended as a guide only and should not be regarded as absolutely correct.
For exact color/texture, please visit www.hbf.com to request an actual sample.


QUARTER SLICED WALNUT: (QNT) - (2 SHEEN UNLESS OTHERWISE INDICATED)



QNT310
Smoke Opaque



QNT400
Clear



QNT402
Black Opaque




QNT403
Grey Opaque



QNT404
Warm White Opaque



QNT405
Mist Opaque




QNT406
Denim Opaque



QNT407
Pewter Opaque




QNT408
Peppercorn Opaque




QNT902
Designer White Opaque




QNT911
Warm Brick




QNT929
Nutmeg



QNT937
Bark



QNT984
Dark Roast




QNT993
Sumatra

Screen images are intended as a guide only and should not be regarded as absolutely correct.
For exact color/texture, please visit www.hbf.com to request an actual sample.


QUARTER SLICED MAPLE: (QNE) - (30 SHEEN UNLESS OTHERWISE INDICATED)




QNE215
Medium Brown Cherry




QNE629
Nutmeg Walnut



QNE637
Charcoal Grey



QNE684
Dark Roast Walnut



QNE693
Sumatra Walnut



QNE929
Nutmeg
2 Sheen



QNE984
Dark Roast
2 Sheen




QNE993
Sumatra
2 Sheen



QNE301
Amber
2 Sheen

QUARTER SLICED CHERRY: (QNC) - (30 SHEEN)




QNC215
Med. Brown Cherry

Screen images are intended as a guide only and should not be regarded as absolutely correct. For exact color/texture, please visit www.hbf.com to request an actual sample.

QUARTER SLICED OAK: (QRK) - (2 SHEEN UNLESS OTHERWISE INDICATED)



QRK310
Smoke Opaque



QRK400
Clear



QRK402
Black Opaque



QRK403
Grey Opaque



QRK404
Warm White Opaque




QRK405
Mist Opaque




QRK406
Denim Opaque




QRK407
Pewter Opaque



QRK408
Peppercorn Opaque



QRK901
Amber




QRK902
Designer White Opaque



QRK911
Warm Brick




QRK929
Nutmeg



QRK937
Bark




QRK984
Dark Roast



QRK993
Sumatra



QRK301
Amber
30 Sheen




QRK629
Nutmeg Walnut
30 Sheen



QRK637
Charcoal Grey Walnut
30 Sheen










QRK684
Dark Roast Walnut
30 Sheen



QRK693
Sumatra Walnut
30 Sheen


Screen images are intended as a guide only and should not be regarded as absolutely correct. For exact color/texture, please visit www.hbf.com to request an actual sample.

WOOD LAMINATES: (PL)PLBW
BeigewoodPL701
Bourbon CherryPL7935
Shaker CherryPL7943
Columbian WalnutPL7964
Skyline WalnutPL7965
Walnut HeightsPLWP110
Looks Likatre**SOLID LAMINATES:**PLSW806
Carnation WhitePLSW803
Eggshell WhitePLWH
Designer White


Screen images are intended as a guide only and should not be regarded as absolutely correct.
For exact color/texture, please visit www.hbf.com to request an actual sample.




POWDER COATS:



BL
Black



WI
White



LG
Light Grey

METAL: - (UPCHARGES APPLY)



PAL
Polished Aluminum

Screen images are intended as a guide only and should not be regarded as absolutely correct.
For exact color/texture, please visit www.hbf.com to request an actual sample.

HOW TO SPECIFY

HBF's Costa Table Series has been designed to address the needs of the constantly changing multi-purpose conference area. This simple, intuitive design enables the user to manage efficiently the everyday demands of setting up and reconfiguring a meeting room. The nesting feature and flip top provide a quick transition to storage and minimization of space. Exquisite polished aluminum legs lend character and distinction to today's conference, meeting and training areas. Costa provides reconfigurable modularity and flexibility of use.

STEP 1
SELECT
SHAPE | SIZE

Rectangular



- 24 x 60 30 x 78
- 24 x 66 30 x 84
- 24 x 72 36 x 60
- 24 x 78 36 x 66
- 24 x 84 36 x 72
- 30 x 60 36 x 78
- 30 x 66 36 x 84
- 30 x 72

Radiused Corner



- 24 x 24
- 30 x 30
- 36 x 36

STEP 2
FSC® CERTIFICATION

- FSC® CERTIFICATION
- X = No FSC®
 - F = FSC® Certified (upcharges apply)

STEP 3
SELECT FINISH

Costa tables are available in a choice of veneers and finishes or various laminates. Please see Materials & Finishes on pages 4-17 for finish lists and option codes.

The remainder of this process on the following page does not apply to Radiused Corner Tables.

STEP 4
SELECT
BASE STYLE

Costa tables are available with a fixed or flip top. The flip top incorporates a mechanism that allows the table to transition quickly to storage and minimization of space. Costa metal bases incorporate wire management capabilities.

FLIP TOP



FIXED TOP

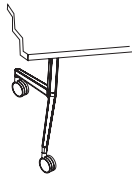


BASE STYLE

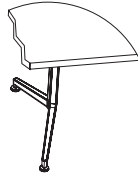
- FPA = Flip Top, Polished Aluminum Base
- FBL = Flip Top, Black Powder Coat Base
- FWI = Flip Top, White Powder Coat Base
- FLG = Flip Top, Grey Powder Coat Base
- FXPA = Fixed Top, Polished Aluminum Base
- FXBL = Fixed Top, Black Powder Coat Base
- FXWI = Fixed Top, White Powder Coat Base
- FXLG = Fixed Top, Grey Powder Coat Base

STEP 5
SELECT FOOT

Locking Casters



Glides



STEP 6
SELECT
MODESTY
PANEL

Modesty panels are available. Modesty panels are 8" high and 1/2" shorter than the overall width of the specified top. All modesty panels are hinged and pivot out of way when flip top mechanism is actuated to vertical position.

No Modesty Panel
MN



Modesty Panel
MY

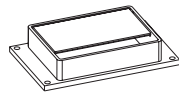


Modesty panel material and finish are the same selection as the top material and finish (upcharges apply)


STEP 7
SELECT
GROMMET

The Costa table leg incorporates wire management capabilities. The leg channel serves to conceal power/data cords; opening at the base of the extruded leg allows plug passage to external power/data sources. See pg. 22 for locations and wire management information.

No Grommet
GN



Aluminum Grommet
AGC1

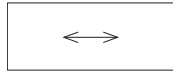


Power & Data Standard Plug (upcharges apply)

- AGC1 = Aluminum Hinged Grommet
- ABC1 = Corded Dean-Z-72" cord, Black
- AWC1 = Corded Dean-Z-72" cord, White
- ABH1 = Hardwired Dean-Z-72" whip, Black
- AWH1 = Hardwired Dean-Z-72" whip, White
- ABC2 = Corded Axil-Z-72" cord, Black
- AWC2 = Corded Axil-Z-72" cord, White
- ABH2 = Hardwired Axil-Z-72" whip, Black
- AWH2 = Hardwired Axil-Z-72" whip, White
- ABL3 = Corded MHO-72" cord, Black
- ASV3 = Corded MHO-72" cord, Silver

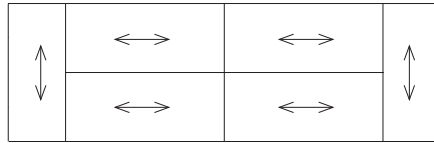
GRAIN DIRECTION

Rectangular

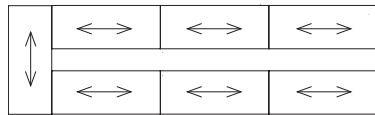


GRAIN DIRECTION
GANGING
CONFIGURATIONS

Configuration 1



Configuration 2



Configuration 3

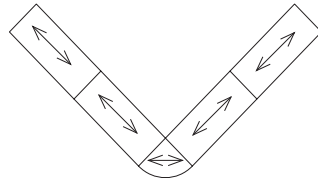


TABLE GANGING

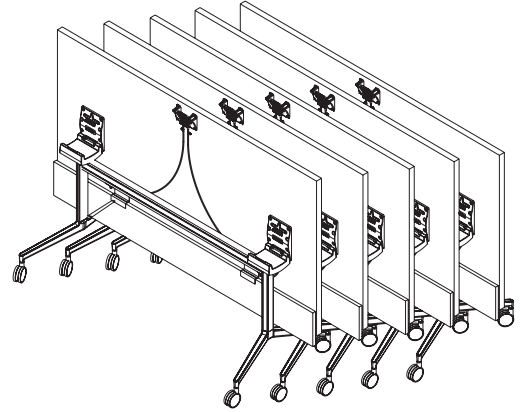
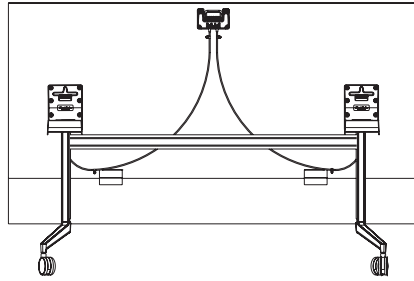
Costa tables are available with an optional ganging device used to connect multiple tables. The ganging device swivels out of the way when not in use.

Costa tables are pre-drilled and include inserts to accept ganging devices, but they must be ordered separately.

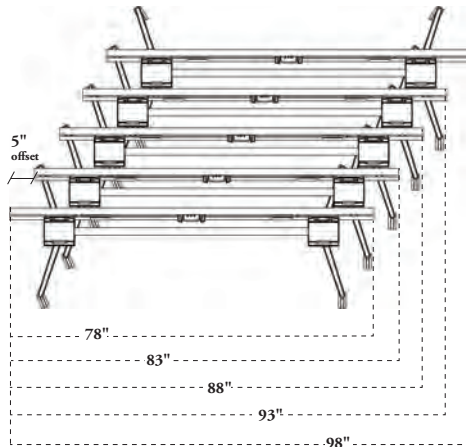


FLIP TOP,
NESTING

To address the needs of the constantly changing multi-purpose conference area, Costa provides reconfigurability, modularity and flexibility of use. The simple, intuitive design enables the user to manage efficiently the everyday demands of setting up and reconfiguring a meeting room. The nesting feature and flip top options provide a quick transition to storage and minimization of space.

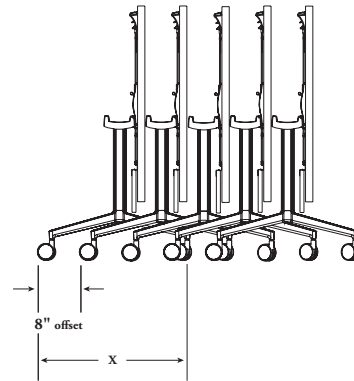


The nesting mechanism releases the flip top and allows it to tilt and lock into place. The locking feature latches the table top into the nesting position. Integral bumpers protect tables when in nested position.



Nested Tables, Top View
(Dimensions based on 78" tabletop)

NOTE: 5" width offset per table



Nested Tables, Side View

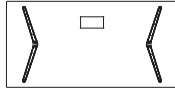
NOTE: 8" depth offset per table

TABLE BASE DEPTH	
24" depth tables	x = 23.75
30" depth tables	x = 29.75
36" depth tables	x = 29.75

GROMMET LOCATIONS

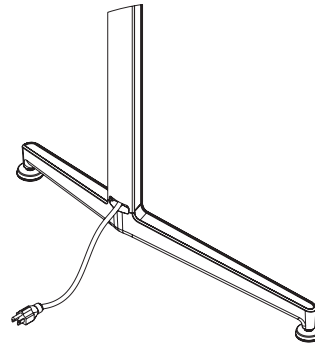
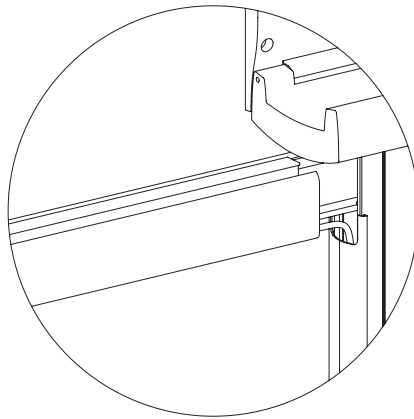
Costa tables can be specified to include an aluminum grommet or one of several power / data units. The drawing below indicates the standard table top surface placement for the units. The units are always centered, as shown, with distance from edge determined by top shape.

Rectangular



WIRE MANAGEMENT

The Costa extruded metal horizontal support beam includes a plastic wire manager when a power/data unit or grommet is specified. The polished aluminum leg incorporates wire management capabilities by means of a removable vertical leg cover. The leg channel serves to conceal power/data cords; the opening at the base of the extruded leg allows plug passage to external power/data sources.



ELECTRICAL SYSTEM

Costa Tables are available in 3 electrical in-feed options: corded standard plug, hardwire with quick disconnect, or hardwire. Installation and use of electrical systems, the number of receptacles per circuit, and connections to the building power supply should be in compliance with all local and national electrical codes. Verify code requirements before ordering. Wire harnesses and snap connectors are not allowed in Chicago. Customer must furnish electrical wiring components in cases where the Costa electrical system does not meet code.

The ports offered in Costa Tables can plug directly into a floor or wall outlet. However, if you plan to daisy-chain the tables or don't have access to power for each of the tables you can order the electrical system based on Byrne 4-Trac in addition to the ports or grommets. All the components of this system are UL listed (UL 183) with the exception of the standard plug power in-feed that is UL recognized (UL 1286).

All flexible parts are metal conduit with the exception of the last section of the power in feed with plug.

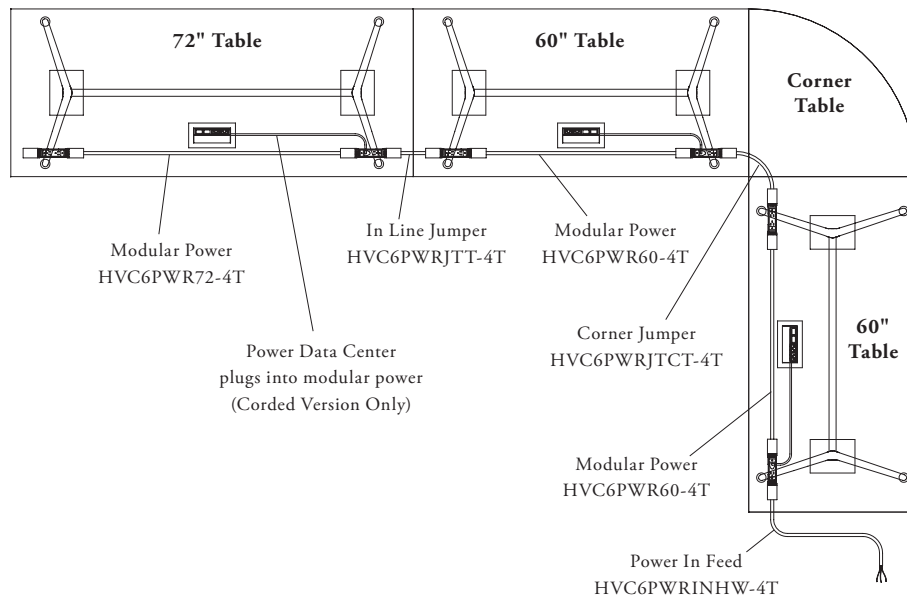
Please check with the local authorities for compliance with the electrical requirements for your market and always use a certified electrician for the installation.

HOW TO ORDER

1. Determine the required amps for the setup and decide if you are going to use one or two circuits. You need to use a certified electrician for circuit load estimates and install.
2. Select the Modular Power units for each of the tables. If you use 2 circuits order "Duplex Circuit 2", two per table and replace the "Circuit 1 duplex" that ships standard with the Modular Power on half of the total number of tables.
3. Select a power in-feed (plug, hardwire, rotating entry).

4-TRAC SYSTEM

The 4-Trac electrical system is rated for 20amp per circuit however, according to the National Electrical Code for continuous use, one should budget for 16amp per circuit. The total length of the circuit should not exceed 300" and 13 duplexes. However, some units such as projectors, desktop computers and monitors can draw more current and limit further the number of units you can plug in a circuit. Please consult with your local electrician to determine the best solution for your needs.

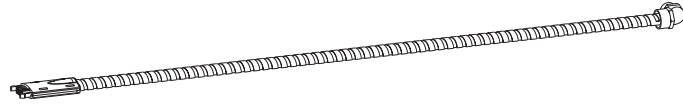


POWER IN-FEED

Power In-feed allows you to bring power from a floor or wall mounted power box. All of the 3 solutions below do not restrict the tables to connect in a certain sequence:

POWER IN-FEED HARDWIRE

This unit has 4-wires at one end and a modular connector at the other end. The modular end connects to a duplex receptacle installed under the table top. This is a 20 amp, 2-circuit unit.



ROTATING POWER IN-FEED WITH QUICK DISCONNECT

This unit replaces a wall outlet to allow for quick disconnect from the wall. Can be used in place of the power in-feed hardwire if the code requires a hard wire connection to the building. This is a 20 amp, 2-circuit unit. Includes a 72" jumper, which connects to a duplex receptacle installed under the table top.



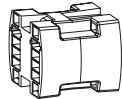
POWER IN-FEED WITH PLUG

This unit has a standard plug at one end and a modular connector at the other end. The modular end connects to a duplex receptacle installed under the table top. This is a 20 amp, 1-circuit unit; it will not fit in a 15 amp power outlet.



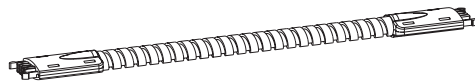
4-WIRE H CONNECTOR

This unit can be used when you need to bring power to a series of daisy chained tables somewhere else than at the ends of the chain. This acts as a T-splitter and connects to 3 jumpers (two from the tables and one from the power source). This is usually used in conjunction with one of the 3 power solutions listed above.



JUMPER

Is used to connect: table-table, table-corner-table, H-connector to rotating power in feed.



MODULAR POWER

Attaches under the table top and stays with the top when the table is moved, flipped or nested. The unit has a power duplex at each end. The standard configuration is Circuit 1 only. Using a single circuit allows for non-sequential configuration but reduces the number of tables that can be daisy chained. If you need to connect more tables that share a single power in-feed you need to alternate the tables to include Circuit 2 (e.g. 4 tables in a row will be configure as follows: Table 1 C1, Table 2 C2, Table 3 C1, Table 4 C2). To alternate circuits you can buy the standard Modular Power for the table size you need and then buy separate Circuit 2 duplexes (you need 2 per table) and replace these in the field. You would also need to keep track of the tables sequence to make sure you alternate Circuit 1 and 2 – the tables become sequential now.





VENEERS	Costa tables are offered in 5 natural wood species; Ash, Cherry, Maple, Walnut or Oak veneer. All exposed wood surfaces utilize select Plain Sliced Ash, Oak, Cherry, Maple, Walnut veneers or premium Quarter Sliced Ash, Oak, Cherry, Maple, Walnut and Rift Cut Oak veneers. These veneers are carefully selected and slip matched to assure balance and consistency throughout the product.
WOOD TOPS	Wood veneer tops feature a balanced 3-ply construction and are 1 5/16" thick. Tops are constructed of 45 lb particleboard, faced with veneer and backed with a polymer resin impregnated moisture resistant backer material. Tops are externally edge banded with 3/32" solid hardwood band on all sides. Standard square edge profile. Bottom of tops are pre-bored for base attachment locations and include threaded steel inserts to mount removable ganging hardware.
LAMINATE TOPS	<p>Laminate tops feature a balanced 3-ply construction and are 1 3/16" thick. Tops are constructed of 45 lb particleboard, faced with high pressure vertical grade laminate and backed with phenolic backer material. All laminate tops have a 3mm matching vinyl edgeband on all sides. Standard square edge profile. Bottom of tops are pre-bored for base attachment locations and include threaded steel inserts to mount removable ganging hardware.</p> <p>Wood grain laminates have been selected because they are good matches to some HBF standard wood finishes. Although these are good matches, they are not exact matches. HBF does not guarantee an exact wood finish match to the plastic laminates. Please check with a HBF sales representative for samples of both the wood and laminate for color comparison.</p> <p>Wilsonart laminate tops feature a 0.030" thick, Type 335 high pressure vertical grade Wilsonart laminate. For complete Wilsonart technical specifications please refer to the Wilsonart website at http://www.wilsonartcontract.com/Technical/</p> <p>Pionite laminate tops feature a 0.028" thick, Type F28 high pressure vertical grade Pionite Laminate. For complete Pionite technical specifications please refer to the Pionite website at http://www.pionite.com/pionite/pages_pionite/pionite_specs.html</p>
MODESTY PANELS	Modesty panels are optional and can be specified in wood or laminate; however, material and finish will match top. Modesty panels feature a balanced 3-ply construction and are 3/4" thick. Wood panels are constructed of 45 lb particleboard with veneer on both sides. All edges banded with veneer. Laminate panels are constructed of 45 lb high pressure vertical grade laminate on both sides. All edges finished with matching bands. Modesty panel connects to bottom of the worksurface with a hinged metal steel bracket which allows the panel to pivot and remain in a vertical position when the table is flipped up for nesting.
BASES	<p>All bases are available with a fixed or flip top. The flip top base includes a single handle that activates a plastic coated steel cable connected to a folding mechanism that allows the top to pivot 90-degrees to facilitate nesting. The mechanism locks the top in the horizontal and vertical position and the handle must be compressed to unlock. The lower horizontal foot is a polished aluminum casting. The vertical leg section and the horizontal beam that ties the two bases together are extruded aluminum with a polished anodized finish.</p> <p>The inside of the vertical leg incorporates a removable vertical leg cover that snaps on the leg to manage wires. This channel serves to conceal power/data cords. An opening is located at the top and bottom of the cover to provide clearance for cords to pass out of the leg channel.</p> <p>The aluminum horizontal support beam has channeled grooves that allow a plastic wire management channel to be easily snapped in for wire management.</p> <p>The bases are offered in 3 1/8" diameter casters with standard locking.</p> <p>The table ships KD and requires field installation.</p>

GSA/FEDERAL CONTRACT INFORMATION:**GSA Contract Number 47QSM A22D08P9**

Model numbers identified with the following verbiage "When purchased separately without a configurable TAA compliant end product, not on GSA contract" is to mean that these configurable parts or components:

- Have no functionality or capability without being integrated into an end product; and
- Are considered **Open Market** if purchased without a configurable TAA compliant end product.



CORNER UNITS Corner units are designed to be used in conjunction with rectangular tops. The 90 degree corners are attached in the field with metal steel brackets and threaded knobs that attach to the steel inserts on the bottom of the worksurface for easy removal without tools. Connection hardware included with corner unit.

GROMMETS Optional 3 5/8”D x 5”W rectangular grommet. Grommet bezel is inset flush to top of worksurface. Includes a hinged door that is on a dampening hinge for smooth open/close.

POWER / DATA Optional power / data unit is 4 7/16”D x 8 5/16”W, silver clear anodized aluminum finish. Unit includes a 6-ft, 15 amp standard plug-in power cord, (2) electrical outlets and (2) voice/data openings. Voice/data communication adapter kit included. Adapter kit allows for a variety of jacks to be field installed including RJ11, RJ45, USB, VGA, etc. Unit is field installed. UL Listed. Note: voice/data jacks not included.

WOOD FINISH All HBF tops feature an open pore, water based, UV cured low-emitting finish. The open pore finish accentuates the natural texture of the wood. All non-writing surfaces (modesty panels) receive an application of low-emitting, conversion varnish finish. Both processes enhance the beauty of the natural wood and ensure the depth, clarity, color consistency and durability throughout the life of the product.

CLEANING WOOD Dust with damp cloth. Remove fingerprints or soiling with mild solution; 3 parts water with small amount of mild dish detergent. Apply solution with spray bottle, wipe clean and dry with soft cloth. Note: Do not use furniture polishes containing oil, wax or silicone, which can produce an oily film or haze.

CLEANING LAMINATE To clean the surface, use a damp cloth or sponge and a mild soap or detergent. For complete Care and Maintenance instructions go to www.wilsonartcontract.com or www.pionite.com.

LAMINATE

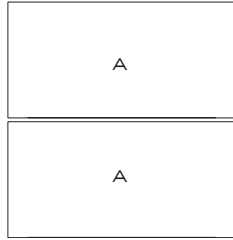
CROSS REFERENCE	DESCRIPTION	OPTION CODE	MANUFACTURER	PART #
	Bourbon Cherry	PL701	Wilsonart	11034-07
	Shaker Cherry	PL7935	Wilsonart	7935-7
	Walnut Heights	PL7965	Wilsonart	7965K-78
	Columbian Walnut	PL7943	Wilsonart	7943-7
	Skyline Walnut	PL7964	Wilsonart	7964K-78
	Beigewood	PLBW	Wilsonart	7850-60
	Looks Likatre	PLWP110	Pionite	WP110
	Designer White	PLWH	Wilsonart	D354-60
	Carnation White	PLSW806	Pionite	SW806
	Eggshell White	PLSW803	Pionite	SW803



	PAGE
Teaming I	27
Classroom I	27
Open Rectangle	28
Video Conference	29
C Shape Conference.....	29
V Shape Conference.....	30
U Shape Conference	30




TEAMING I



Item	Model	Description	List Price	Plain Sliced Core	Quarter Sliced Core	Quantity	Ext. Plain Sliced Core	Ext. Quarter Sliced Core
A	HWC61802E-293060W	Rectangular Flip, Casters, 30" x 60"		4,355	4,485	2	8,710	8,970
Total							8,710	8,970

CLASSROOM I



Item	Model	Description	List Price Laminate	Quantity	List Price Ext. Laminate
A	HWC61802E-293072L	Rectangular Flip, Casters, 30" x 72", Modesty Panel	3,280	13	42,640
Total					42,640



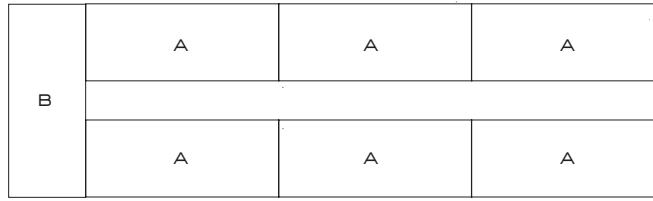
OPEN RECTANGLE



Item	Model	Description	List Price	Plain Sliced Core	Quarter Sliced Core	Quantity	Ext. Plain Sliced Core	Ext. Quarter Sliced Core
A	HWC61802E-293072W	Rectangular Flip, Casters, 30" x 72", Grommet	4,705		4,845	10	47,050	48,450
B	HWC61801C-1530W	Radiused Corner, 30"	2,325		2,395	4	9,300	9,580
Total							56,350	58,030

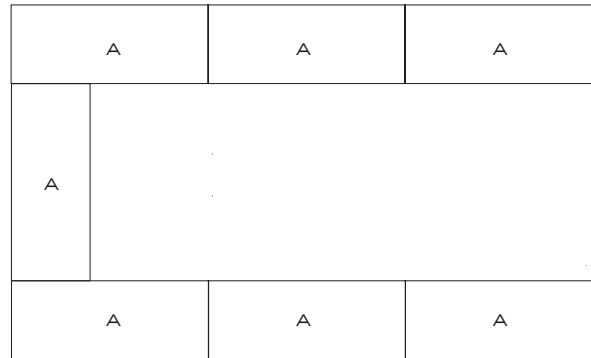


VIDEO CONFERENCE



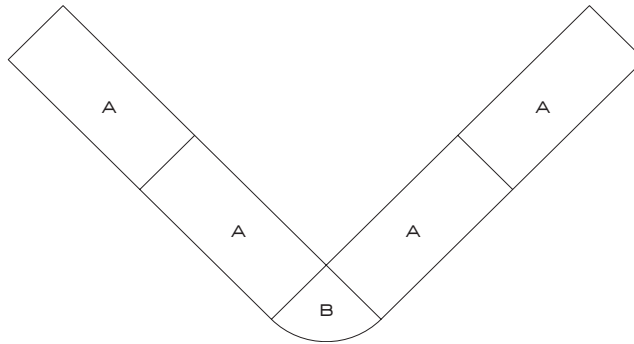
Item	Model	Description	List Price	Plain Sliced Core	Quarter Sliced Core	Quantity	Ext. Plain Sliced Core	Ext. Quarter Sliced Core
A	HWC61802E-293078W	Rectangular, Flip, Casters, 30" x 78", Power		4,970	5,120	6	29,820	30,720
B	HWC61802E-293072W	Rectangular, Flip, Casters, 30" x 72"		4,705	4,845	1	4,705	4,845
Total							34,525	35,565

C SHAPE CONFERENCE



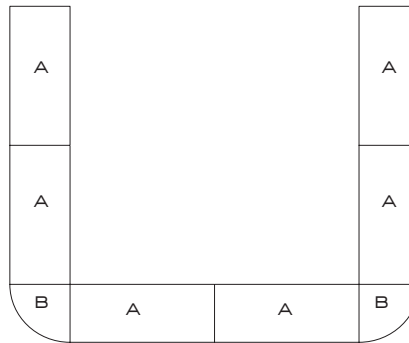
Item	Model	Description	List Price	Plain Sliced Core	Quarter Sliced Core	Quantity	Ext. Plain Sliced Core	Ext. Quarter Sliced Core
A	HWC61802E-293066W	Rectangular, Flip, Casters, 30" x 66"		4,610	4,750	7	32,270	33,250
Total							32,270	33,250

V SHAPE CONFERENCE



Item	Model	Description	List Price	Plain Sliced Core	Quarter Sliced Core	Quantity	Ext. Plain Sliced Core	Ext. Quarter Sliced Core	
A	HWC61802E-293072W	Rectangular, Flip, Casters, 30" x 72"	4,705	4,705	4,485	4	18,820	19,380	
B	HWC61801C-1530W	Radiused Corner, 30"	2,325	2,325	2,395	1	2,325	2,395	
Total								21,145	21,775

U SHAPE CONFERENCE






Item	Model	Description	List Price Laminate	Quantity	List Price Ext. Laminate
A	HWC61802E-293072L	Rectangular, Flip, Casters, 30" x 72", Mod. Panel	3,280	6	19,680
B	HWC61801C-1530L	Radiused Corner, 30"	1,395	2	2,790
Total					22,470



	PAGE
Rectangular Tables.....	32
Radiused Corner Tables.....	34
Electrical	36
Replacement Accessories	37



Model	Dimensions			List Price Plain Sliced, Core Finish	Quarter Sliced, Core Finish	Modesty Panel	
	OH	OD	OW				
24" DEPTH							
	HWC61801E-292460W	29	24	60	3,720	3,830	+835
	HWC61801E-292466W	29	24	66	3,970	4,090	+875
	HWC61801E-292472W	29	24	72	4,075	4,195	+885
	HWC61801E-292478W	29	24	78	4,320	4,450	+1000
	HWC61801E-292484W	29	24	84	4,545	4,680	+1015
30" DEPTH							
	HWC61802E-293060W	29	30	60	4,355	4,485	+835
	HWC61802E-293066W	29	30	66	4,610	4,750	+875
	HWC61802E-293072W	29	30	72	4,705	4,845	+885
	HWC61802E-293078W	29	30	78	4,970	5,120	+1000
	HWC61802E-293084W	29	30	84	5,255	5,415	+1015
36" DEPTH							
	HWC61803E-293660W	29	36	60	4,995	5,145	+835
	HWC61803E-293666W	29	36	66	5,255	5,415	+875
	HWC61803E-293672W	29	36	72	5,345	5,505	+885
	HWC61803E-293678W	29	36	78	5,605	5,775	+1000
	HWC61803E-293684W	29	36	84	5,895	6,070	+1015


NOTES :


- Grommets and power/data center are included when specified (with upcharge)


MODEL NUMBER	FSC*	FINISH	BASE STYLE	FOOT	MODESTY	GROMMET
	X = Standard - No FSC*	<i>See pages 4 - 14.</i>	<i>Note: Base Options drive grommet and casters options.</i>	<i>Base selection drives Foot (Caster) selection</i>	<i>Note: Modesty Panels same material and finish as top.</i>	GN = Grommet No
	F = FSC* Certified	Plain Sliced AH = Ash NT = Walnut RK = Oak NE = Maple NC = Cherry	FPA = Flip Top, Polished Aluminum Base +\$150	C = Caster G = Glide	MN = Modesty Panel - No MY = Modesty Panel Wood - Yes	AGC1 = Aluminum Hinged Grommet +\$610
		Quarter Sliced QAH = Ash QNT = Walnut QRK = Oak QNE = Maple QNC = Cherry	FBL = Flip Top, Black Powder Coat Base			ABC1 = Corded, Dean-Z-72" cord, Black +\$710
		Rift Cut RF = Oak Rift Cut	FWI = Flip Top, White Powder Coat Base			AWC1 = Corded, Dean-Z-72" cord, White +\$710
			FLG = Flip Top, Grey Powder Coat Base			ABH1 = Hardwired, Dean-Z-72" whip, Black +\$745
			FXPA = Fixed Top, Polished Aluminum Base +\$150			AWH1 = Hardwired, Dean-Z-72" whip, White +\$745
			FXBL = Fixed Top, Black Powder Coat Base			ABC2 = Corded, Axil-Z-72" cord, Black +\$755
			FXWI = Fixed Top, White Powder Coat Base			AWC2 = Corded, Axil-Z-72" cord, White +\$710
			FXLG = Fixed Top, Grey Powder Coat Base			ABH2 = Hardwired, Axil-Z-72" whip, Black +\$790
						AWH2 = Hardwired, Axil-Z-72" whip, White +\$740
						ABL3 = Corded, MHO-72" cord, Black +\$450
						ASV3 = Corded, MHO-72" cord, Silver +\$450

Model.FSC.Top Finish.Base Style.Foot.Modesty Panel.Grommet/Power Example order string: HWC61801E-292460W.X.AH400.FBL.C.MN.GN



Model	Dimensions			List Price Laminate	Modesty Panel	
	OH	OD	OW			
24" DEPTH						
	HWC61801E-292460L	29	24	60	2,815	+635
	HWC61801E-292466L	29	24	66	2,960	+660
	HWC61801E-292472L	29	24	72	3,135	+670
	HWC61801E-292478L	29	24	78	3,450	+760
	HWC61801E-292484L	29	24	84	3,590	+770

30" DEPTH						
	HWC61802E-293060L	29	30	60	2,935	+635
	HWC61802E-293066L	29	30	66	3,100	+660
	HWC61802E-293072L	29	30	72	3,280	+670
	HWC61802E-293078L	29	30	78	3,605	+760
	HWC61802E-293084L	29	30	84	3,760	+770

36" DEPTH						
	HWC61803E-293660L	29	36	60	3,055	+635
	HWC61803E-293666L	29	36	66	3,230	+660
	HWC61803E-293672L	29	36	72	3,410	+670
	HWC61803E-293678L	29	36	78	3,740	+760
	HWC61803E-293684L	29	36	84	3,900	+770

NOTES:

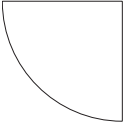
- Grommets and power/data center are included when specified (with upcharge)

MODEL NUMBER	LAMINATE	BASE STYLE	FOOT	MODESTY	GROMMET
	See page 15.	<i>Note: Base Options drive grommet and casters options.</i>	<i>Base selection drives Foot (Caster) selection</i>	<i>Note: Modesty Panels same material and finish as top.</i>	
		FPA = Flip Top, Polished Aluminum Base +\$150	C = Caster G = Glide	MN = Modesty Panel - No MY = Modesty Panel Wood - Yes	GN = Grommet No AGC1 = Aluminum Hinged Grommet +\$375 ABC1 = Corded, Dean-Z-72" cord, Black +\$595 AWC1 = Corded, Dean-Z-72" cord, White +\$595 ABH1 = Hardwired, Dean-Z-72" whip, Black +\$595 AWH1 = Hardwired, Dean-Z-72" whip, White +\$630 ABC2 = Corded, Axil-Z-72" cord, Black +\$630 AWC2 = Corded, Axil-Z-72" cord, White +\$640 ABH2 = Hardwired, Axil-Z-72" whip, Black +\$595 AWH2 = Hardwired, Axil-Z-72" whip, White +\$670 ABL3 = Corded, MHO-72" cord, Black +\$450 ASV3 = Corded, MHO-72" cord, Silver +\$450
		FBL = Flip Top, Black Powder Coat Base			
		FWI = Flip Top, White Powder Coat Base			
		FLG = Flip Top, Grey Powder Coat Base			
		FXPA = Fixed Top, Polished Aluminum Base +\$150			
		FXBL = Fixed Top, Black Powder Coat Base			
		FXWI = Fixed Top, White Powder Coat Base			
		FXLG = Fixed Top, Grey Powder Coat Base			

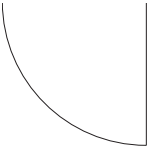
Model.Laminate.Base Style.Foot.Modesty Panel.Grommet/Power Example order string: HWC61801E-292460L.PLBW.FBL.C.MN.GN



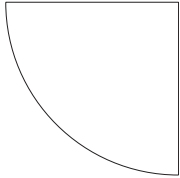
	Model	Dimensions			List Price	Plain Sliced Core	Quarter Sliced Core
		OH	OD	OW			
24" CONNECTING END	HWC61801C-1524W	1¼	24	24	1,685		1,735



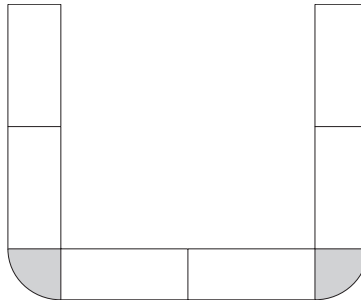
30" CONNECTING END	HWC61801C-1530W	1¼	30	30	2,325		2,395
--------------------	-----------------	----	----	----	-------	--	-------



36" CONNECTING END	HWC61801C-1536W	1¼	36	36	2,960		3,050
--------------------	-----------------	----	----	----	-------	--	-------



EXAMPLE:

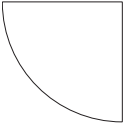


MODEL NUMBER	FSC*	FINISH
	X = Standard - No FSC*	See pages 4 - 14.
	F = FSC* Certified	Plain Sliced
		AH = Ash
		NT = Walnut
		RK = Oak
		NE = Maple
		NC = Cherry
		Quarter Sliced
		QAH = Ash
		QNT = Walnut
		QRK = Oak
		QNE = Maple
		QNC = Cherry
		Rift Cut
		RF = Oak Rift Cut

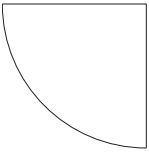
Model.FSC.Top Finish Example order string: HWC61801C-1524W.X.AH400



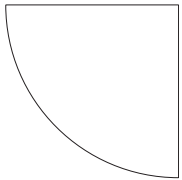
	Model	Dimensions			List Price Laminate
		OH	OD	OW	
24" CONNECTING END	HWC61801C-1524L	1¼	24	24	1,335



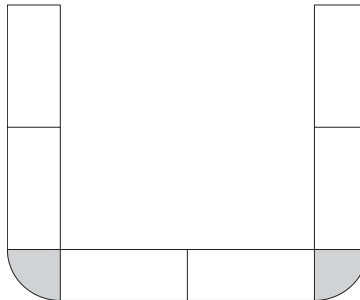
30" CONNECTING END	HWC61801C-1530L	1¼	30	30	1,395
--------------------	-----------------	----	----	----	--------------



36" CONNECTING END	HWC61801C-1536L	1¼	36	36	1,495
--------------------	-----------------	----	----	----	--------------



EXAMPLE:




PLEASE SPECIFY THE FOLLOWING TO ORDER: _____


MODEL NUMBER	LAMINATE
	<i>See page 15.</i>

Model.Top Finish Example order string: HWC61801C-1524L.PLBW



		Model	Dimensions			List Price
			OD	OW	OH	
MODULAR POWER CIRCUIT 1 DUPLEXES INCLUDED 	60" Tops	HVC6PWR60-4T	1 3/4	50 3/8	1	235
	66" Tops	HVC6PWR66-4T	1 3/4	56 3/8	1	240
	72" Tops	HVC6PWR72-4T	1 3/4	62 3/8	1	245
	78" Tops	HVC6PWR78-4T	1 3/4	68 3/8	1	265
	84" Tops	HVC6PWR84-4T	1 3/4	74 3/8	1	275

POWER IN-FEED	Standard Plug	HVC6PWRINSP-4T	1 3/4	72	1	350
	Hardwire	HVC6PWRINH-4T	1 3/4	72	1	350
	Hardwire Quick-disconnect	HVC6PWRINQD-4T	1 3/4	72	1	350

JUMPERS 	Table to Table	HVC6PWRJTT-4T	1 3/4	9 3/8	1	100
	End Table/ Corner Table	HVC6PWRJTCT-4T	1 3/4	21 1/4	1	100

CIRCUIT 2 DUPLEX (OPTIONAL) 		HVC6PWRDP2-4T	1 3/4	5 9/16	1	80
---	--	---------------	-------	--------	---	-----------

H CONNECTOR (OPTIONAL) 		HVC6PWRHCON-4T	1 1/2	1 1/2	3/4	100
--	--	----------------	-------	-------	-----	------------

NOTES:

- All modular power units ship standard with Circuit 1 duplexes only
- Circuit 2 duplexes may be ordered separately and swapped out in the field

PLEASE SPECIFY THE FOLLOWING TO ORDER: _____

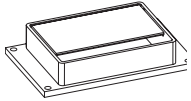
MODEL NUMBER



Example order string: HVC6PWR60-4T



	Model	Dimensions			List Price
		OD	OW	OH	
ALUMINUM HINGED GROMMET	HVC6GRM-A	4 5/16	6 13/16	1	400



NOTES

- Replacement only

POWER/DATA CENTER	HVC6DPS-BL	<i>72" cord, black</i>	2 2/5	8 3/8	2 1/2	425
	HVC6DPS-WI	<i>72" cord, white</i>	2 2/5	8 3/8	2 1/2	425
	HVC6DPH-BL	<i>72" cord, black</i>	2 2/5	8 3/8	2 1/2	470
	HVC6DPH-WI	<i>72" cord, white</i>	2 2/5	8 3/8	2 1/2	470
	HVC6AXH-BL	<i>72" whip, black</i>	3	8	3 1/2	540
	HVC6AXH-WI	<i>72" whip, white</i>	3	8	3 1/2	465
	HVC6AXS-BL	<i>72" cord, black</i>	3	8	3 1/2	490
	HVC6AXS-WI	<i>72" cord, white</i>	3	8	3 1/2	405
	HVC6MHO-BL	<i>72" cord, black</i>	4 7/16	8 3/8	2 1/2	580
	HVC6MHO-S	<i>72" cord, silver</i>	4 7/16	8 3/8	2 1/2	580



NOTES

- Replacement only

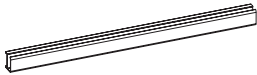
TABLE GANGING (QUANTITY 2)	HWC6GANG	4	7	1/4	225
-------------------------------	----------	---	---	-----	------------



NOTES

- Must be ordered separately
- 1 set is required for each table to table connection

WIRE MANAGER TROUGH	HVC6WM	1 1/2	42	2 3/4	80
------------------------	--------	-------	----	-------	-----------



NOTES

- Replacement only

PLEASE SPECIFY THE FOLLOWING TO ORDER: _____

MODEL NUMBER



Example order string: HVC6GRM-A



MODEL NUMBER	WEIGHT	CUBES	PAGE
HWC61801C-1524L	28	1.9	35
HWC61801C-1524W	28	1.9	34
HWC61801C-1530L	38	2.8	35
HWC61801C-1530W	38	2.8	34
HWC61801C-1536L	48	4	35
HWC61801C-1536W	48	4	34
HWC61801E-292460L	92	8.9	33
HWC61801E-292460W	116	12.2	32
HWC61801E-292466L	98	9.7	33
HWC61801E-292466W	92	8.9	32
HWC61801E-292472L	104	10.5	33
HWC61801E-292472W	98	9.7	32
HWC61801E-292478L	110	11.4	33
HWC61801E-292478W	104	10.5	32
HWC61801E-292484L	116	12.2	33
HWC61801E-292484W	110	11.4	32
HWC61802E-293060L	107	10.8	33
HWC61802E-293060W	107	10.8	32
HWC61802E-293066L	114	11.9	33
HWC61802E-293066W	114	11.9	32
HWC61802E-293072L	121	12.9	33
HWC61802E-293072W	121	12.9	32
HWC61802E-293078L	128	13.9	33
HWC61802E-293078W	128	13.9	32
HWC61802E-293084L	135	15	33
HWC61802E-293084W	135	15	32
HWC61803E-293660L	120	12.8	33
HWC61803E-293660W	120	12.8	32
HWC61803E-293666L	128	14	33
HWC61803E-293666W	128	14	32
HWC61803E-293672L	136	15.2	33
HWC61803E-293672W	136	15.2	32
HWC61803E-293678L	144	16.5	33
HWC61803E-293678W	144	16.5	32
HWC61803E-293684L	153	17.7	33
HWC61803E-293684W	153	17.7	32
HVC6PWR60-4T	5	0.7	36
HVC6PWR66-4T	6	0.8	36
HVC6PWR72-4T	7	0.9	36
HVC6PWR78-4T	8	1	36
HVC6PWR84-4T	9	1.1	36
HVC6PWRDP2-4T	1	0.1	36
HVC6PWRHCON-4T	2	0.1	36
HVC6PWRINHW-4T	5	0.6	36
HVC6PWRINQD-4T	5	0.6	36
HVC6PWRINSP-4T	5	0.6	36
HVC6PWRJTCT-4T	2	0.2	36
HVC6PWRJTT-4T	2	0.1	36
HVC6AXH-BL	2	0.3	37
HVC6AXH-WI	2	0.3	37
HVC6AXS-BL	2	0.3	37
HVC6AXS-WI	2	0.3	37
HVC6DPH-BL	2	0.3	37
HVC6DPH-WI	2	0.3	37
HVC6DPS-BL	2	0.3	37
HVC6DPS-WI	2	0.3	37

MODEL NUMBER	WEIGHT	CUBES	PAGE
HVC6GRM-A	1	0.2	37
HWC6GANG	2	0.1	37
HVC6WM	1	0.1	37
HVC6MHO-BL	2	0.1	37
HVC6MHO-S	2	0.1	37