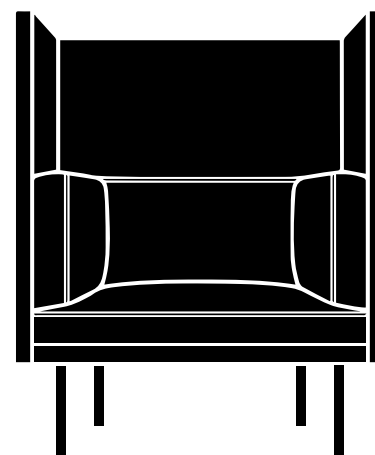
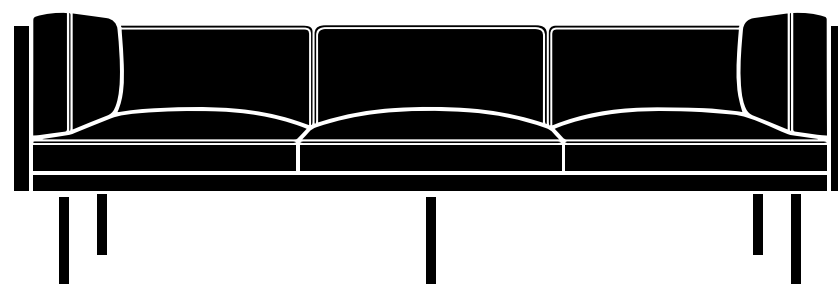
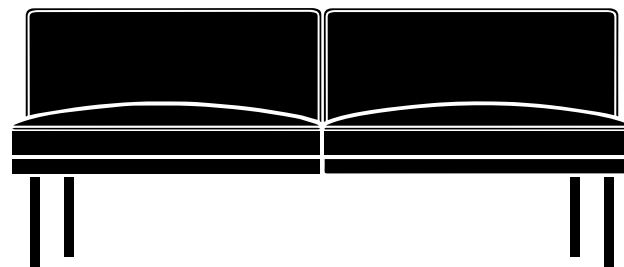


HBF

# Mod Modular Lounge

ASSEMBLY GUIDE





Welcome to HBF. With an emphasis on design, craft, and sustainability, HBF is proud to be part of a 200-year-old legacy of furniture manufacturing in North Carolina.

With an eye on modern design and traditional craftsmanship, we're thrilled that you've chosen to bring a piece of our furniture collection into your space. We hope that it will serve as a long-lasting reminder of your decision to invest in something beautiful and well made.

We want your experience with our product to be as enjoyable as possible, so we're here to help guide you through the assembly process.

For all questions about the assembly of this product and HBF customer service, please contact:

855.423.2020  
hbfservice@hbf.com



# Required Tools

---

**Power Driver/Drill**



**Phillips Screw Driver**



**4mm/8mm Allen Wrench**






# Packaging Contents

Due to the modular nature of Mod and its many configuration options, the amount of hardware will vary per order. The HBF team has taken the necessary steps to ensure that all required pieces have been included in your order.

Please note, all required holes have been pre-drilled but are not revealed through the cambric fabric.

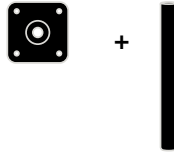
In the rare case that an item is missing, please reach out to customer service at 855.423.2020 or [hbfservice@hbf.com](mailto:hbfservice@hbf.com).



# Leg Hardware

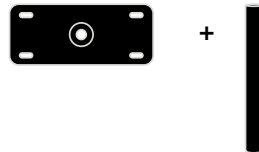
A

**Single Leg Assembly** – A single bracket is used to mount a leg component to a single module.



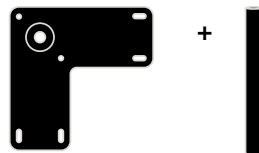
B

**Dual-Ganging Leg Assembly** – The dual-ganging bracket fastens a leg component to two modules creating an uninterrupted line.

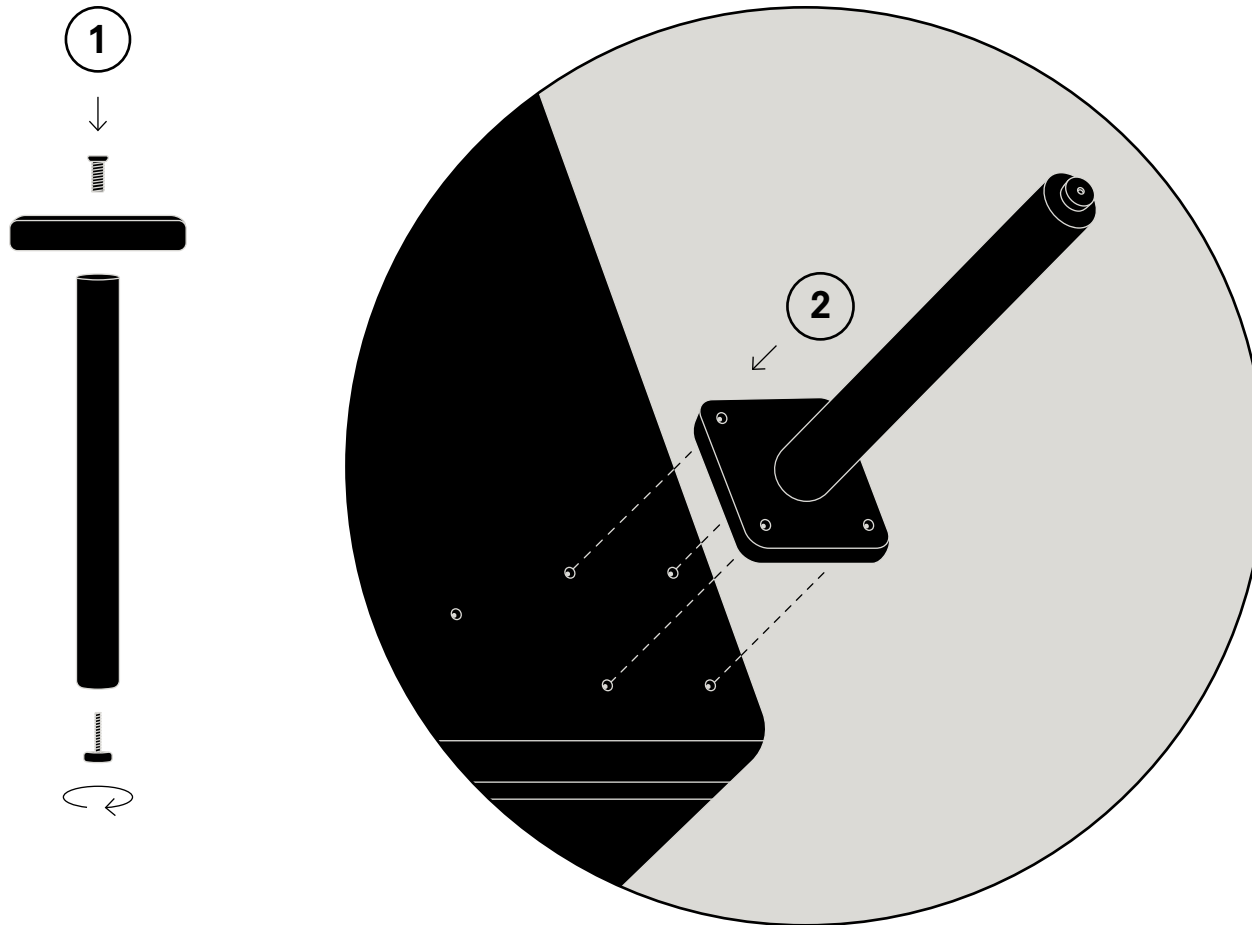


C

**Corner-Ganging Leg Assembly** – The corner-ganging bracket with a single leg fastens to three adjacent modules in a corner condition.



# Single Leg



## 1—Assembly

1x Flathead Machine Bolt  
1/2" - 13



1x Adjustable Glide



1x Metal Leg



1x Connector Plate



## 2—Attachment

Please note, all required holes have been pre-drilled but are not revealed through the cambric fabric.

4x 1/4", 20 x 45mm Ultra Low Profile Socket Head Bolt

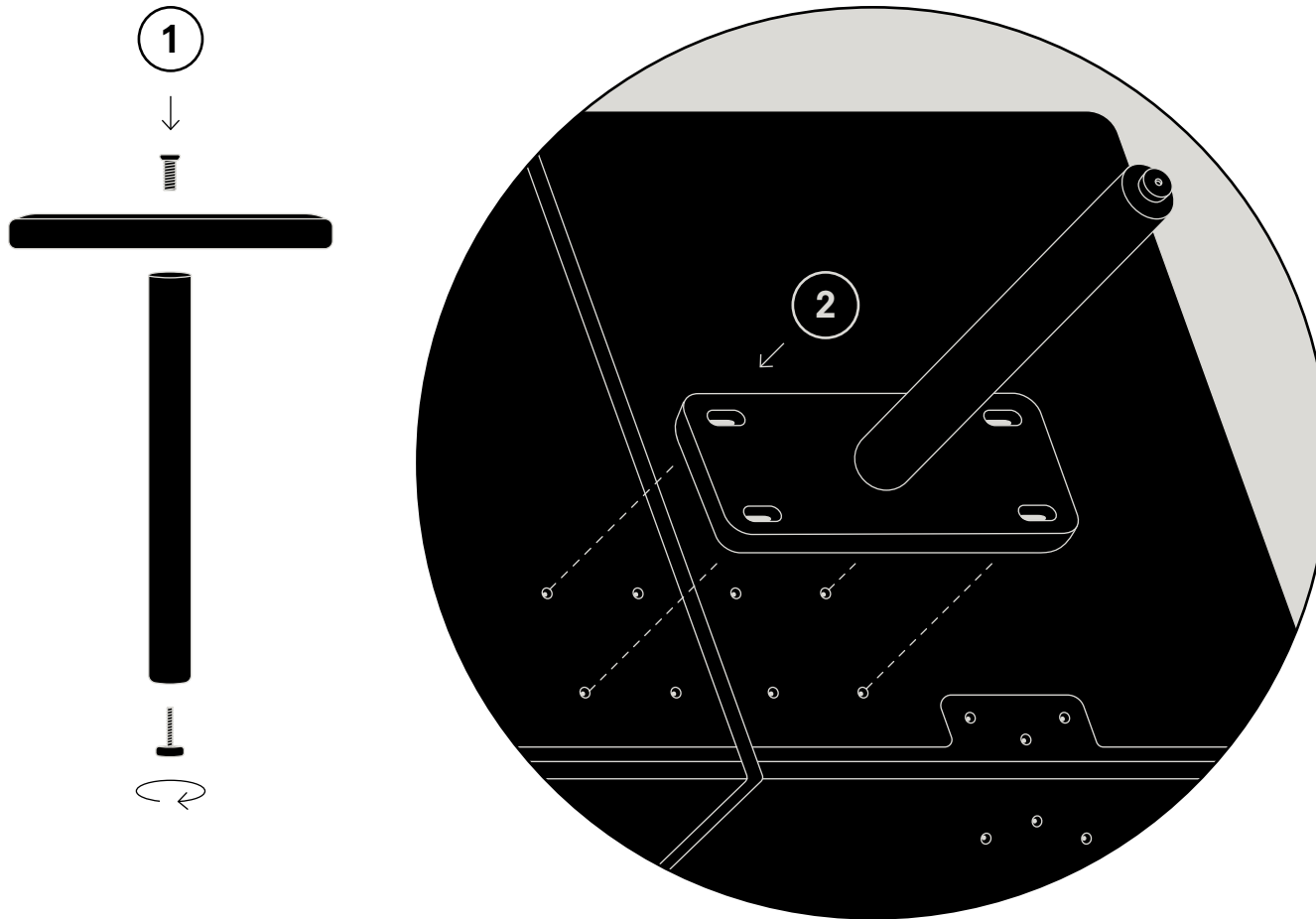


1x Assembled Single Leg





# Dual-Ganging Leg



## 1—Assembly

1x Flathead Machine Bolt  
1/2" - 13



1x Adjustable Glide



1x Metal Leg



1x Connector Plate



## 2—Attachment

Please note, all required holes have been pre-drilled but are not revealed through the cambric fabric.

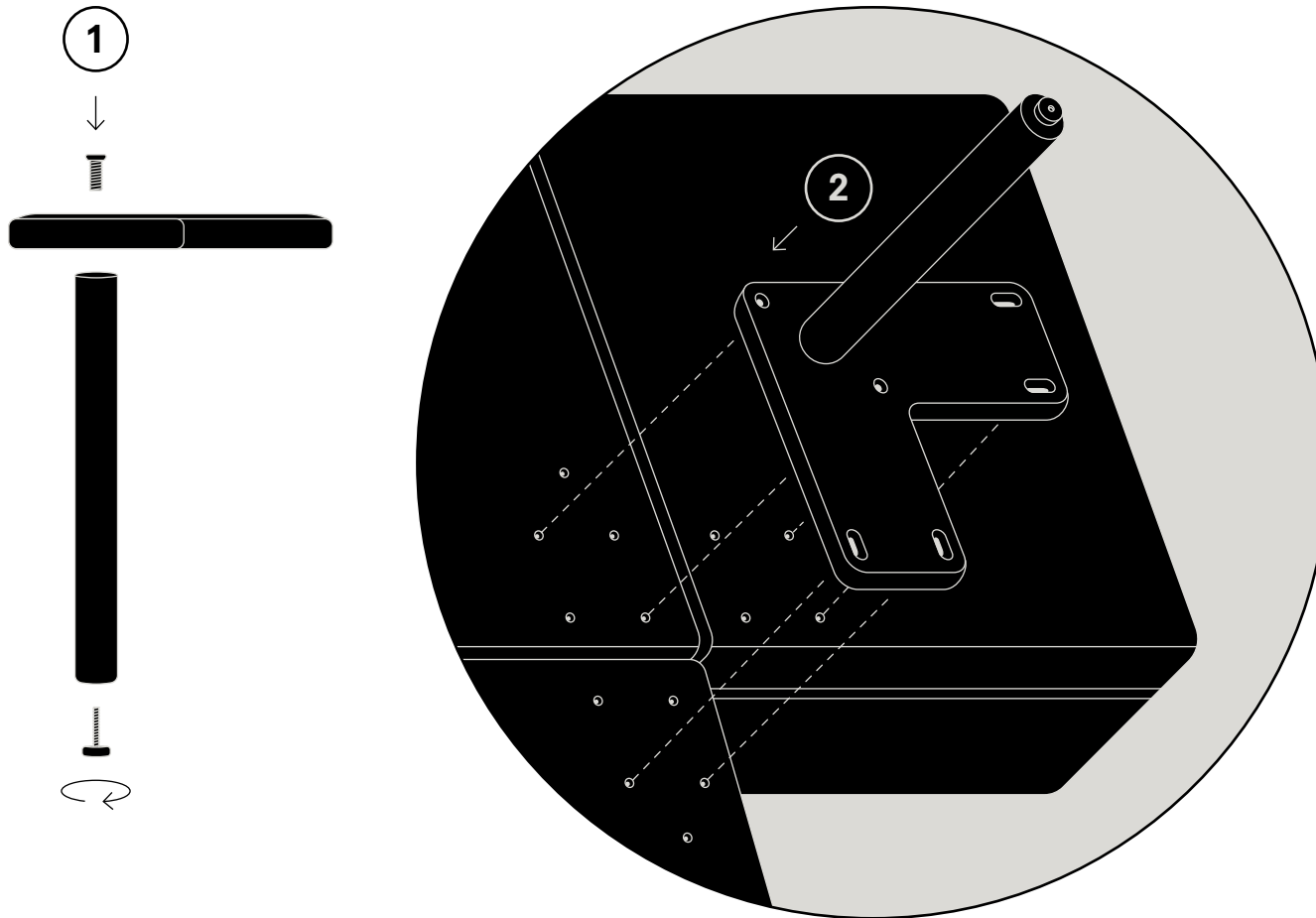
4x 1/4", 20 x 45mm Ultra Low  
Profile Socket Head Bolt



1x Assembled Dual-Ganging  
Leg



# Corner-Ganging Leg



## 1—Assembly

1x Flathead Machine Bolt  
1/2" - 13



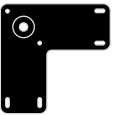
1x Adjustable Glide



1x Metal Leg



1x Connector Plate



## 2—Attachment

Please note, all required holes have been pre-drilled but are not revealed through the cambric fabric.

6x 1/4", 20 x 45mm Ultra Low Profile Socket Head Bolt



1x Assembled  
Corner-Ganging Leg





HB F

[WWW.HBF.COM](http://WWW.HBF.COM)