



Beyond®

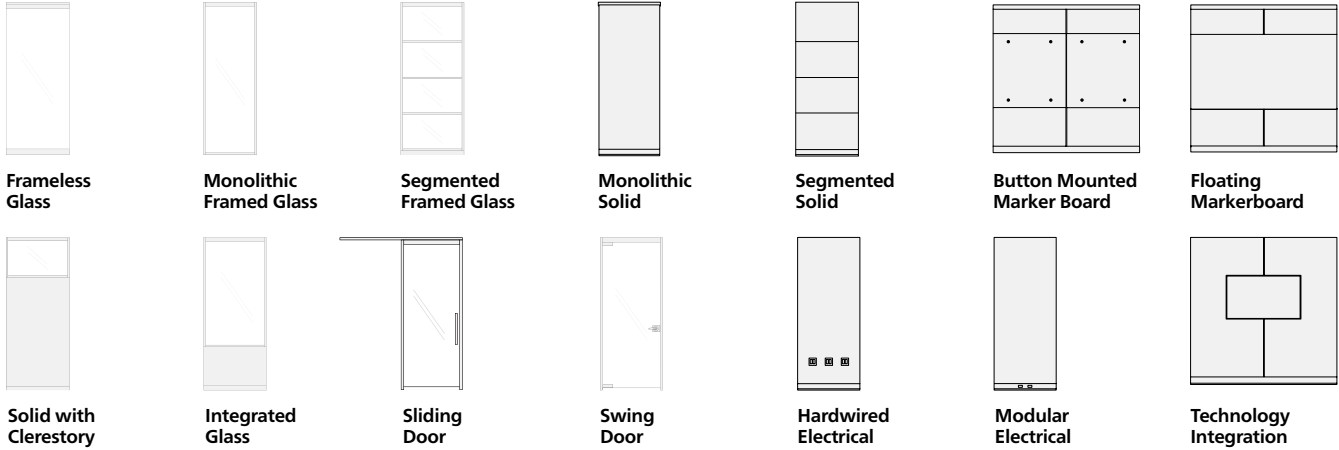
Architectural Walls

Beyond was designed to quickly adapt to the constant rhythm of business change. With pre-assembled unitized construction that allows for easy reconfiguration, a wide array of materiality and application options, and the Allsteel exclusive, patented scissor-lift leveling mechanism that supports easy installation and adjustment, you can create dynamic spaces filled with natural light that are reconfigurable to easily manage whatever the future of the office brings.

Features

- Manage Change
- Design Flexibility
- Ease of Installation

Beyond Statement of Line




Hardware options



Cylindrical Lever Ladder Pull Mortise Lever Mortise Lever, Title 24

All pull hardware is available in black or silver, with passage and locking options.


Panel options



Panels are available in painted steel, veneer, laminate, glass, and fabric panels.

Glass offered in thicknesses of 1/2", 3/4" and 1", with tempered and laminated options and STC ratings up to 39.

Veneer



Beigewood Light Walnut Quarter Cut Portico Teak

Laminate



Fawn Cypress Handspun Chestnut Loft

Paint



Solar Black Flint Matte Gold

Fabric



Noble Pitch Blazer Lite Retreat Mica Crystal

A wide selection of finishes are available online at allsteeloffice.com

Although the colors reproduced on this card were matched with care, they may vary from the actual finish. When color is critical, please obtain a physical sample.

Allsteel®

Allsteel LLC
345 N Morgan
Chicago, IL 60607
allsteeloffice.com

©2024 Allsteel LLC
Allsteel and Beyond are registered trademarks.
Form #A8742.A1 (01/24)



Beyond contains recycled content and uses recyclable materials.

For more sustainability details, visit allsteeloffice.com

