

DESKING CASEGOODS TABLES

Surface Materials & Colors

VENEER 1—STRATAWOOD FLAT CUT



Clear Cherry
EC700



Light Cherry
EC701




Burnished Cherry
EC777



Shaker Cherry
EC774



Cinnamon/
Biltmore Cherry
EC260




Medium Red
Cherry
EC512



Lowell Ash Cherry
EC394



Clear Walnut
ET600



Light Walnut
ET601




Nutmeg Walnut
ET629



Pinnacle Walnut
ET679



Skyline Walnut
ET625



Florence Walnut
ET579



Sumatra Walnut
ET693




Ebony Walnut
ET509


VENEER 1—STRATAWOOD RIFT CUT




Phantom Ecru
Rift Cut Oak
EF912



Fawn Cypress Rift
Cut Oak
EF108



Clear Rift Cut Oak
EF300



Light Rift Cut Oak
EF301



Dark Rift Cut Oak
EF331

VENEER 2—STRATAWOOD STRAIGHT GRAIN



Belair Maple
SE934



Phantom Ecu
Maple
SE912



Clear Silver Oak
SB100



Portico Teak
Silver Oak
SB150



Skyline Walnut
ST625



Field Elm Maple
SE599



Beigewood Maple
SE878




Clear Maple
SE800




Clear Oak
SF300




Harvest Maple
SE856




Clear Cherry
SC700



Light Cherry
SC701



Lowell Ash Cherry
SC394




Shaker Cherry
SC774




Burnished Cherry
SC777



Cinnamon/
Biltmore Cherry
SC260



Light Walnut
ST601



Pinnacle Walnut
ST679



Sumatra Walnut
ST693




Florence Walnut
ST579



Clear Washed
Walnut
SW600



Smoked Grey
Washed Walnut
SW612



Smoked Onyx
Washed Walnut
SW697



Dark Oak
SF331

VENEER 2—NATURAL FLAT CUT




Natural Maple
NE800



Harvest Maple
NE856




Light Cherry
NC701




Shaker Cherry
NC774




Burnished Cherry
NC777




Cinnamon/
Biltmore Cherry
NC260




Medium Red
Cherry
NC512



Lowell Ash Cherry
NC394



Light Walnut
NT601




Nutmeg Walnut
NT629




Pinnacle Walnut
NT679



Skyline Walnut
NT625



Florence Walnut
NT579



Sumatra Walnut
NT693



Ebony Walnut
NT509


VENEER 3—PREMIUM NATURAL CUTS




Nutmeg Walnut
Quarter Cut
QT629



Pinnacle Walnut
Quarter Cut
QT679



Light Walnut
Quarter Cut
QT601



Sumatra Walnut
Quarter Cut
QT693



Skyline Walnut
Quarter Cut
QT625



Florence Walnut
Quarter Cut
QT579



Phantom Ecru
Rift Cut Oak
RF912



Fawn Cypress
Rift Cut Oak
RF108



Light Rift Cut Oak
RF301




Dark Rift Cut Oak
RF331



Ebony Walnut
Quarter Cut
QT509

LAMINATE — SOLID



Designer White 15051
LDW1



Loft
LM11



Flint
LM16



Black
P

LAMINATE — WOODGRAIN



Phantom Ecru
LPE1



Portico Teak
LPT1



Kingswood Walnut
LK11



Veranda Teak
LVT1



Skyline Walnut
LSW1




Beigewood
LWBE



Field Elm
LWFE



Natural Maple
LWD



Natural Recon
LNR1



Harvest Maple
C



Lowell Ash
LLA1




Biltmore Cherry
COGN




Shaker Cherry
LW7C




Fawn Cypress
LFC1



Pinnacle Walnut
PINC



NeoWalnut
LNU1



Florence Walnut
LFW1

GENERAL INFORMATION

Gunlocke material options offer high-end aesthetics with uncompromising quality. Veneer, laminates, and other materials provide nearly endless options and an array of design possibilities to bring creative styles to life. Please reference product-specific Price and Specification Guides for the most current price, grade, specification details, and availability.

Veneer Cleaning

To care for Gunlocke furniture, make sure it is dusted regularly with an occasional thorough cleaning. All spills should be wiped up immediately and not allowed to dry. For general maintenance, wipe surface in the direction of the grain with a clean, water-dampened soft cloth.

Laminate Cleaning

For everyday cleaning, apply a vinegar-and-water solution to a clean, lint-free microfiber cloth. Gently wipe the surface to remove any surface dust. Completely dry the surface as pooled liquid may leave a stain and cause warping at the seams. Do not use furniture polish that contains waxes and oils on laminate surfaces. Do not use bleach-based cleaners on laminate as it may cause discoloration.

Ordering

For order accuracy, specify the color name and the Gunlocke color code.
Example: Light Walnut NT601

Sampling

Although the colors reproduced on this card were matched carefully, they may vary from the actual finish. When color is critical, please obtain a physical sample.

Gunlocke®

One Gunlocke Drive
Wayland, NY 14572
800 828 6300

GUNLOCKE.COM