

GSA  
OCCASIONAL  
TABLES



GSA Contract Number  
47Q SMA22D08P9

2 0 2 4




---

<b>Mailing Address:</b> <b>HBF</b> PO Box 8 Hickory NC 28603-0008	<b>Shipping Address:</b> <b>HBF</b> 900 - 12th Street Drive NW Hickory NC 28601-4763	<b>Contact:</b> Phone: 1.855.HBF.2020 828.328.2064 Fax: 828.485.2690 Info: hbfservice@hbf.com www.hbf.com	<b>Order Processing:</b> Phone: 1.855.HBF.2020 828.328.2064 Fax: 828.485.2690 hbforders@hbf.com
----------------------------------------------------------------------------	-----------------------------------------------------------------------------------------------	--------------------------------------------------------------------------------------------------------------------------	-------------------------------------------------------------------------------------------------------------

---

GENERAL INFORMATION	PAGE
ANSI/BIFMA e3-2014e Furniture Sustainability.....	2
GSA .....	2
HBF Textiles Graded Product .....	10
High Performance Products .....	2
Product Materials Options.....	3
Indoor Advantage™ Gold Certified .....	2
Veneers and Finishes.....	2
OCCASIONAL TABLES	
Asa .....	11
Carousel .....	12
Double Take.....	14
Frame.....	17
Lens .....	23
Link .....	25
LOGICmeet .....	27
Meki .....	29
Nest .....	56
November .....	63
Oval Egg.....	67
Parker.....	84
Slice .....	89
Trestle.....	93
Triscape .....	95
Universal.....	97



**ANSI/BIFMA e3-2014e  
LEVEL® Furniture  
Sustainability Standard  
Certification**

A majority of HBF’s products have met the necessary qualifications to achieve LEVEL® certification. LEVEL® is the multi-attribute sustainability certification based on the ANSI/BIFMA e3 Furniture Sustainability Standard.

The standard and certification were created to deliver the most open and transparent means of evaluating and communicating the environmental and social impacts of furniture products in the built environment. Taking into account a company’s social actions, energy usage, material selection and human and ecosystem health impacts, LEVEL® addresses how a product is sustainable from multiple perspectives. The organization, facilities, and products are audited on an annual basis to ensure ongoing compliance and improvement.

With LEVEL®, customers can make informed choices about sustainable commercial office furniture. The LEVEL® mark identifies that a product has been vetted by an independent third party certifier and its numeric marking of 1, 2, or 3 indicates the threshold of certification the product has achieved. A majority of HBF’s seating, occasional tables, and conference lines are LEVEL® certified. Please download the certificates from our product pages for the complete details. For more information about the ANSI/BIFMA LEVEL® standard, visit [www.levelcertified.org](http://www.levelcertified.org).

**Indoor Advantage™  
Gold certified**

HBF occasional table products are Indoor Advantage™ Gold certified.

SCS Global Services (SCS), a reputable third-party certification and assessment body of environmental, sustainability and safety claims since 1984, has developed internationally recognized standards and certification programs to assist businesses with improving their environmental efforts, social accountability and product performance.

**GSA/Federal Contract Information:**

**GSA Contract Number 47QSMA22D08P9**

Model numbers identified with the following verbiage “When purchased separately without a configurable TAA compliant end product, not on GSA contract” is to mean that these configurable parts or components:

- Have no functionality or capability without being integrated into an end product; and
- Are considered **Open Market** if purchased without a configurable TAA compliant end product.

**HBF High Performance  
Products**

HBF and HBF Textiles have long been leaders in contract furnishings and known for industry-leading product design coupled with the highest quality construction, comfort and aesthetic beauty.

Now these same principles are the cornerstones of HBF Healthcare high performance products. We have consulted with healthcare designers and clients to provide products and options for interiors that will provide quality sustainable design solutions for the future. These effective solutions will address the unique interactions required by any high-use facility. Visit [www.hbf.com](http://www.hbf.com) for additional high performance product information.

Occasional Table Product High Performance Options:

- Coffee, End and Console Tables
- Acrylic Solid Surface Tops
- Laminate Tops
- Durable Wood Finishes
- Metal Legs
- Surfaces for High Use Areas

**Veneer and Finishes**

Wood owes its inherent beauty to variations in color, grain, and texture; therefore, these variations are not considered defects. Due to the natural color and grain variances of wood the final finish color, texture and grain may vary from one furniture piece to another even though they are finished at the same time. Exposure to light and the aging process will cause changes in surface color of natural wood products. Light finishes on wood products do not mask the natural characteristics of wood. HBF does not guarantee the exact matching of grain, pattern and color.

An upcharge of **5% Net** per unit for occasional tables, with a minimum upcharge of **\$500 Net** per order, will apply for any custom wood finish.

Refer to the following page for product material options.

ASH: (AH) FINISHES




AH310  
Smoke Opaque



AH400  
Clear



AH402  
Black Opaque




AH403  
Grey Opaque




AH404  
Warm White Opaque




AH405  
Mist Opaque



AH406  
Denim Opaque




AH407  
Pewter Opaque



AH408  
Peppercorn Opaque



AH901  
Amber



AH902  
Designer White Opaque



AH911  
Warm Brick




AH929  
Nutmeg



AH937  
Bark




AH984  
Dark Roast




AH993  
Sumatra

Screen images are intended as a guide only and should not be regarded as absolutely correct.  
For exact color/texture, please visit [www.hbf.com](http://www.hbf.com) to request an actual sample.

OAK: (RK) FINISHES



RK310  
Smoke Opaque



RK400  
Clear



RK402  
Black Opaque




RK403  
Grey Opaque



RK404  
Warm White Opaque




RK405  
Mist Opaque




RK406  
Denim Opaque




RK407  
Pewter Opaque



RK408  
Peppercorn Opaque




RK901  
Amber




RK902  
Designer White Opaque




RK911  
Warm Brick




RK929  
Nutmeg



RK937  
Bark



RK984  
Dark Roast




RK993  
Sumatra

Screen images are intended as a guide only and should not be regarded as absolutely correct.  
For exact color/texture, please visit [www.hbf.com](http://www.hbf.com) to request an actual sample.

WALNUT: (NT) FINISHES



NT310  
Smoke Opaque



NT400  
Clear



NT402  
Black Opaque




NT403  
Grey Opaque



NT404  
Warm White Opaque



NT405  
Mist Opaque



NT406  
Denim Opaque



NT407  
Pewter Opaque




NT408  
Peppercorn Opaque




NT902  
Designer White Opaque




NT911  
Warm Brick




NT929  
Nutmeg



NT937  
Bark



NT984  
Dark Roast



NT993  
Sumatra


Screen images are intended as a guide only and should not be regarded as absolutely correct.  
For exact color/texture, please visit [www.hbf.com](http://www.hbf.com) to request an actual sample.




MAPLE: (NE) *Note: Only available on the following collections: Lens*




NE215  
Medium Brown Cherry




NE331  
Dark Rift Oak



NE615  
Coffee Walnut



NE629  
Nutmeg Walnut



NE637  
Charcoal Grey



NE684  
Dark Roast Walnut



NE693  
Sumatra Walnut


Screen images are intended as a guide only and should not be regarded as absolutely correct.  
For exact color/texture, please visit [www.hbf.com](http://www.hbf.com) to request an actual sample.




**WOOD LAMINATES: (PL)** *Note: Available on selected products*




PLBW  
Beigewood




PL701  
Bourbon Cherry




PL7935  
Shaker Cherry



PL7943  
Columbian Walnut



PL7964  
Skyline Walnut




PL7965  
Walnut Heights



PLWP110  
Looks Likatre

**SOLID LAMINATES:**



PLSW803  
Eggshell White



PLSW806  
Carnation White




PLWH  
Designer White

Screen images are intended as a guide only and should not be regarded as absolutely correct.  
For exact color/texture, please visit [www.hbf.com](http://www.hbf.com) to request an actual sample.







**POWDER COATS:**



BL  
Black



LG  
Light Grey



SP  
Satin Pewter



WI  
White

**METALS:**



BSS  
Brushed Stainless



PAL  
Polished Aluminum




POL  
Polished Chrome




PSS  
Polished Stainless

**SOLID SURFACE: (STANDARD)**



SAW  
Alabaster White

**SOLID SURFACE: (PREMIUM)**



SDW1  
Designer White

Screen images are intended as a guide only and should not be regarded as absolutely correct.  
For exact color/texture, please visit [www.hbf.com](http://www.hbf.com) to request an actual sample.



**QUARTZ:**



EQCU1  
Cumulus




EQST1  
Storm Grey


**GLASS:**



GBL1  
Black




GBZ  
Bronze




GCG1  
Cool Grey



GCL  
Clear



GWG1  
Warm Grey




GW11  
White

**PAINTED WOOD FINISHES:**



WPDW  
Dove White  
High Gloss  
Benjamin Moore  
OC-17



WPGR  
Graphite  
High Gloss  
Benjamin Moore  
BM 1603

Screen images are intended as a guide only and should not be regarded as absolutely correct. For exact color/texture, please visit [www.hbf.com](http://www.hbf.com) to request an actual sample.



Grade A	Grade B	Grade C	Grade D	Grade E	Grade F
Blink	Look-see	Caddy Corner*	Chenille Striae	Fourfold*	All Terrain
Denim Wash	Remember	Checkmate	Crumpled Paper	Uptown	Bunny
Walkabout	Rush	Cuddle Up	Dot Grid		Cloverleaf
Zippy		Picnic Plaid	Habu		Comfort Zone
		Upbeat	Poppy		Happy Camper
			Skim Coat		Here & There
					Knitwork
					Laugh Lines
					Moody Moss
					Sherpa
					Well-Loved

Grade G	Grade H	Grade J	Grade K	Grade L	Grade M
Beetle	Air Mail	Abito	Afghan	Agate Stripe	Crafted Cloud
Curtain Wall	Captain Bubble	Argyle Boucle	Cherished Knit	Goosebumps	Eccentric
Dashing	Crafted Felt	Belgian Meadow	Complex	Hipster	Flirt
Equation*	Chubby Baby	Brushed Canvas	Crosstweed	Landscape Blur	Poodle
Folded Lines	Intersection	Digital Bloom 2.0	Double Stitch	Ms. Quilty 2.0	
High Rise	Lawn Chair	Enriched Boucle	Gather	Smart*	
Honest	Madam Dottie	Glint	Grateful Grid	Sweater	
Inherent	Soft Angles 2.0	Lava Rock	Heartfelt	Velvet Mix	
Matriarch	Upstart	Quill	Merci Boucle	Woven Memory	
Notable Grain	Uptick	Scribble XL	Moving Blanket		
Pebbled		Sir Stripe-a-lot	Moving Forward		
Scribble XS		Tattoo Toile	Night Earth		
Stardust		Tessellations	Pepper Blend		
Upscale		Tête-à-Tête	Polygone		
		Tickled Herring	Quilted Comfort		
		Twist	Sideways		
			Sister Solid		

Leather I	Leather II	Leather III	Leather IV	Leather V	Leather VI
Clutch	Vivace II	Aviator	Free Way	Wild West	Modern Patina
					Upper Crust

\*Some or all colors to be discontinued in 2024



## Asa Occasional Table Series Specifications

**Surfaces** Wood | Back Painted Glass | Solid Surface

**Glass** 1/2" thick Glass

**Shape** Round

**Finish** Black Powder Coat | White Powder Coat | Polished Stainless Steel

### Asa Side Table



Style Number	Top Description	List Price	OH	DIA	Shipping Weight	Cube
HTL41301R-2520	wood	1,730	25	20	24	18

Round Top | Metal Base - Black Powder Coat

ANSI/BIFMA LEVEL® Furniture Sustainability Standard certified  
Indoor Advantage™ certified

PLEASE SPECIFY THE FOLLOWING TO ORDER:

MODEL NUMBER	TOP MATERIALS & FINISH	BASE FINISH
	<p>Options for wood finishes: AH = Ash</p> <p>310 = Smoke Opaque 400 = Clear +\$185 402 = Black Opaque 403 = Grey Opaque 404 = Warm White Opaque 405 = Mist Opaque 406 = Denim Opaque 407 = Pewter Opaque 408 = Peppercorn Opaque 901 = Amber 902 = Designer White Opaque 911 = Warm Brick 929 = Nutmeg 937 = Bark 984 = Dark Roast 993 = Sumatra</p>	<p>Options for metal finish:</p> <p>BL = Black Powder Coat PSS = Polished Stainless Steel +\$100 WI = White Powder Coat</p>
	<p>Finish options for glass: G = Glass +\$185</p> <p>BPW = Designer White</p> <p>Options for solid surface: S = Solid Surface +\$1075 AW = Alabaster White</p> <p>Options for solid surfaces (premium): +\$1225 DWI = Designer White</p>	

HTL41301R-2520.Top.Base Example: HTL41301R-2520.AH400.BL



## Carousel Occasional Table Series Specifications

**Surfaces** Wood | Glass Inset

**Glass** 1/2" thick Glass

**Reveal** 3/16"

**Shape** Round

**Base** Wood

### Carousel Side Table



Style Number	Top Description	List Price	OH	DIA	Shipping Weight	Cube
HTC10901R-2224	wood	2,675	22	24	28	17.8

Round Top | Oak Base

ANSI/BIFMA LEVEL® Furniture Sustainability Standard certified  
Indoor Advantage™ certified

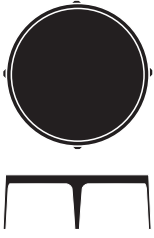
PLEASE SPECIFY THE FOLLOWING TO ORDER: \_\_\_\_\_

MODEL NUMBER	TOP	SPECIES & FINISH
	Indicate top: <ul style="list-style-type: none"> <li><span style="background-color: #cccccc; padding: 2px;">W</span> = Wood</li> <li><span style="background-color: #cccccc; padding: 2px;">GBZ</span> = Bronze Glass +\$600</li> <li><span style="background-color: #cccccc; padding: 2px;">GCL</span> = Clear Glass</li> </ul>	Options for wood finishes: RK = Oak <ul style="list-style-type: none"> <li><span style="background-color: #cccccc; padding: 2px;">310</span> = Smoke Opaque</li> <li><span style="background-color: #cccccc; padding: 2px;">400</span> = Clear</li> <li><span style="background-color: #cccccc; padding: 2px;">402</span> = Black Opaque</li> <li><span style="background-color: #cccccc; padding: 2px;">403</span> = Grey Opaque</li> <li><span style="background-color: #cccccc; padding: 2px;">404</span> = Warm White Opaque</li> <li><span style="background-color: #cccccc; padding: 2px;">405</span> = Mist Opaque</li> <li><span style="background-color: #cccccc; padding: 2px;">406</span> = Denim Opaque</li> <li><span style="background-color: #cccccc; padding: 2px;">407</span> = Pewter Opaque</li> <li><span style="background-color: #cccccc; padding: 2px;">408</span> = Peppercorn Opaque</li> <li><span style="background-color: #cccccc; padding: 2px;">901</span> = Amber</li> <li><span style="background-color: #cccccc; padding: 2px;">902</span> = Designer White Opaque</li> <li><span style="background-color: #cccccc; padding: 2px;">911</span> = Warm Brick</li> <li><span style="background-color: #cccccc; padding: 2px;">929</span> = Nutmeg</li> <li><span style="background-color: #cccccc; padding: 2px;">937</span> = Bark</li> <li><span style="background-color: #cccccc; padding: 2px;">984</span> = Dark Roast</li> <li><span style="background-color: #cccccc; padding: 2px;">993</span> = Sumatra</li> </ul>

HTC10901R-2224.Top.Base    Example: HTC10901R-2224.GBZ.RK400 or HTC10901R-2224.W.RK400



Carousel Coffee Table



Style Number	Top Description	List Price	OH	DIA	Shipping Weight	Cube
HTC10901R-1642	wood	3,770	16	42	60	34

Round Top | Oak Base

ANSI/BIFMA LEVEL® Furniture Sustainability Standard certified  
Indoor Advantage™ certified

PLEASE SPECIFY THE FOLLOWING TO ORDER: \_\_\_\_\_

MODEL NUMBER	TOP	SPECIES & FINISH
	Indicate top: <input type="checkbox"/> W = Wood <input type="checkbox"/> GBZ = Bronze Glass +\$1230 <input type="checkbox"/> GCL = Clear Glass	Options for wood finishes: RK = Oak <input type="checkbox"/> 310 = Smoke Opaque <input type="checkbox"/> 400 = Clear <input type="checkbox"/> 402 = Black Opaque <input type="checkbox"/> 403 = Grey Opaque <input type="checkbox"/> 404 = Warm White Opaque <input type="checkbox"/> 405 = Mist Opaque <input type="checkbox"/> 406 = Denim Opaque <input type="checkbox"/> 407 = Pewter Opaque <input type="checkbox"/> 408 = Peppercorn Opaque <input type="checkbox"/> 901 = Amber <input type="checkbox"/> 902 = Designer White Opaque <input type="checkbox"/> 911 = Warm Brick <input type="checkbox"/> 929 = Nutmeg <input type="checkbox"/> 937 = Bark <input type="checkbox"/> 984 = Dark Roast <input type="checkbox"/> 993 = Sumatra
<input type="text"/>	<input type="text"/>	<input type="text"/>

HTC10901R-1642.Top.Base    Example: HTC10901R-1642.GBZ.RK400 or HTC10901R-1642.W.RK400



## Double Take Table Series Specifications

<b>Surfaces</b>	Wood Inset   Glass Inset Premium grade ash inset tops are plain, sliced, slip matched.
<b>Shelves</b>	Beveled Wood   1/4" thick Clear Glass
<b>Glass Top</b>	1/2" thick Clear Glass
<b>Reveal</b>	1/4"
<b>Shape</b>	Rectangular   Round
<b>Base</b>	Black Powder Coat   Brushed Stainless Steel   Polished Stainless Steel   White Powder Coat

### Double Take Side Table



Style Number	Top Description	List Price	OH	DIA	Shipping Weight	Cube
<b>HTD10901R-2124</b>	<i>clear glass</i>	<b>2,595</b>	21½	24	37	17.8



**Open Market**

Shelf | Round Top | Metal Base - Black Powder Coat

ANSI/BIFMA LEVEL® Furniture Sustainability Standard certified  
Indoor Advantage™ certified

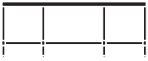

PLEASE SPECIFY THE FOLLOWING TO ORDER:

MODEL NUMBER	TOP	SPECIES & FINISH	BASE FINISH
	Indicate top: <input type="checkbox"/> AH = Ash <input type="checkbox"/> G = Glass	Options for wood finishes: AH = Ash +\$200 <input type="checkbox"/> 310 = Smoke Opaque <input type="checkbox"/> 400 = Clear <input type="checkbox"/> 402 = Black Opaque <input type="checkbox"/> 403 = Grey Opaque <input type="checkbox"/> 404 = Warm White Opaque <input type="checkbox"/> 405 = Mist Opaque <input type="checkbox"/> 406 = Denim Opaque <input type="checkbox"/> 407 = Pewter Opaque <input type="checkbox"/> 408 = Peppercorn Opaque <input type="checkbox"/> 901 = Amber <input type="checkbox"/> 902 = Designer White Opaque <input type="checkbox"/> 911 = Warm Brick <input type="checkbox"/> 929 = Nutmeg <input type="checkbox"/> 937 = Bark <input type="checkbox"/> 984 = Dark Roast <input type="checkbox"/> 993 = Sumatra	Options for metal finish: <input type="checkbox"/> BL = Black Powder Coat <input type="checkbox"/> BSS = Brushed Stainless Steel +\$213 <input type="checkbox"/> PSS = Polished Stainless Steel +\$425 <input type="checkbox"/> WI = White Powder Coat
		Options for glass: G = Glass <input type="checkbox"/> BZ = Bronze +\$800 <input type="checkbox"/> CL = Clear	

HTD10901R-2124.Top.Base Example: HTD10901R-2124.GBZ.BL



**Double Take Coffee Table**



<i>Style Number</i>	<i>Top Description</i>	<i>List Price</i>	<i>OH</i>	<i>DIA</i>	<i>Shipping Weight</i>	<i>Cube</i>
<b>HTD10901R-1642</b>	<i>clear glass</i>	<b>4,250</b>	16	42	110	34.7

**Open Market**

Shelf | Round Top | Metal Base - Black Powder Coat

ANSI/BIFMA LEVEL® Furniture Sustainability Standard certified  
Indoor Advantage™ certified

PLEASE SPECIFY THE FOLLOWING TO ORDER:


MODEL NUMBER	TOP	SPECIES & FINISH	BASE FINISH
	Indicate top: AH = Ash G = Glass	Options for wood finishes: AH = Ash +\$200  310 = Smoke Opaque 400 = Clear 402 = Black Opaque 403 = Grey Opaque 404 = Warm White Opaque 405 = Mist Opaque 406 = Denim Opaque 407 = Pewter Opaque 408 = Peppercorn Opaque 901 = Amber 902 = Designer White Opaque 911 = Warm Brick 929 = Nutmeg 937 = Bark 984 = Dark Roast 993 = Sumatra	Options for metal finish: BL = Black Powder Coat BSS = Brushed Stainless Steel +\$250 PSS = Polished Stainless Steel +\$500 WI = White Powder Coat
		Options for glass: G = Glass BZ = Bronze +\$2000 CL = Clear	

HTD10901R-1642.Top.Base Example: HTD10901R-1642.AH400.BSS





**Double Take Coffee Table**



Style Number	Top Description	List Price	OH	OW	OD	Shipping Weight	Cube
HTD10901E-165630	clear glass	3,915	16	56	30	104	56.1

**Open Market**

Shelf | Rectangular Top | Metal Base - Black Powder Coat

ANSI/BIFMA LEVEL® Furniture Sustainability Standard certified  
Indoor Advantage™ certified

PLEASE SPECIFY THE FOLLOWING TO ORDER:

MODEL NUMBER	TOP	SPECIES & FINISH	BASE FINISH
	Indicate top: <ul style="list-style-type: none"> <li><b>AH</b> = Ash</li> <li><b>G</b> = Glass</li> </ul>	Options for wood finishes: AH = Ash +\$200  <ul style="list-style-type: none"> <li><b>310</b> = Smoke Opaque</li> <li><b>400</b> = Clear</li> <li><b>402</b> = Black Opaque</li> <li><b>403</b> = Grey Opaque</li> <li><b>404</b> = Warm White Opaque</li> <li><b>405</b> = Mist Opaque</li> <li><b>406</b> = Denim Opaque</li> <li><b>407</b> = Pewter Opaque</li> <li><b>408</b> = Peppercorn Opaque</li> <li><b>901</b> = Amber</li> <li><b>902</b> = Designer White Opaque</li> <li><b>911</b> = Warm Brick</li> <li><b>929</b> = Nutmeg</li> <li><b>937</b> = Bark</li> <li><b>984</b> = Dark Roast</li> <li><b>993</b> = Sumatra</li> </ul>	Options for glass: G = Glass  <ul style="list-style-type: none"> <li><b>BZ</b> = Bronze +\$1500</li> <li><b>CL</b> = Clear</li> </ul>
			Options for metal finish:  <ul style="list-style-type: none"> <li><b>BL</b> = Black Powder Coat</li> <li><b>BSS</b> = Brushed Stainless Steel +\$288</li> <li><b>PSS</b> = Polished Stainless Steel +\$575</li> <li><b>WI</b> = White Powder Coat</li> </ul>

HTD10901E-165630.Top.Base Example: HTD10901E-165630.GBZ.BL



### Frame Table Series Specifications

**Surfaces** Wood | Glass Inset  
Quarter cut wood veneer top and shelf

**Glass** 1/2" thick Glass

**Shape** Round | Square | Rectangular

**Base** Wood

### Frame Side Table



Style Number	Top Description	List Price	OH	DIA	Shipping Weight	Cube
HTF50501R-2220	wood	2,515	22½	20 <sup>7</sup> / <sub>16</sub>	28	18

Shelf | Round Inset Top

ANSI/BIFMA LEVEL® Furniture Sustainability Standard certified  
Indoor Advantage™ certified

PLEASE SPECIFY THE FOLLOWING TO ORDER:

MODEL NUMBER	TOP	SPECIES & FINISH
	Indicate top: <input type="checkbox"/> W = Wood <input type="checkbox"/> GCL = Clear Glass +\$334	Options for wood finishes: AH = Ash <input type="checkbox"/> 310 = Smoke Opaque <input type="checkbox"/> 400 = Clear +\$244 <input type="checkbox"/> 402 = Black Opaque <input type="checkbox"/> 403 = Grey Opaque <input type="checkbox"/> 404 = Warm White Opaque <input type="checkbox"/> 405 = Mist Opaque <input type="checkbox"/> 406 = Denim Opaque <input type="checkbox"/> 407 = Pewter Opaque <input type="checkbox"/> 408 = Peppercorn Opaque <input type="checkbox"/> 901 = Amber <input type="checkbox"/> 902 = Designer White Opaque <input type="checkbox"/> 911 = Warm Brick <input type="checkbox"/> 929 = Nutmeg <input type="checkbox"/> 937 = Bark <input type="checkbox"/> 984 = Dark Roast <input type="checkbox"/> 993 = Sumatra

HTF50501R-2220.Top.Base      Example: HTF50501R-2220.GCL.AH400



Frame Side Table



Style Number	Top Description	List Price	OH	DIA	Shipping Weight	Cube
HTF50501R-2224	wood	2,875	22½	24	30	18.4

Shelf | Round Inset Top | Ash Base

ANSI/BIFMA LEVEL® Furniture Sustainability Standard certified  
Indoor Advantage™ certified

PLEASE SPECIFY THE FOLLOWING TO ORDER:

MODEL NUMBER	TOP	SPECIES & FINISH
	Indicate top: <input type="checkbox"/> W = Wood <input type="checkbox"/> GCL = Clear Glass +\$584	Options for wood finishes: AH = Ash  <input type="checkbox"/> 310 = Smoke Opaque <input type="checkbox"/> 400 = Clear +\$244 <input type="checkbox"/> 402 = Black Opaque <input type="checkbox"/> 403 = Grey Opaque <input type="checkbox"/> 404 = Warm White Opaque <input type="checkbox"/> 405 = Mist Opaque <input type="checkbox"/> 406 = Denim Opaque <input type="checkbox"/> 407 = Pewter Opaque <input type="checkbox"/> 408 = Peppercorn Opaque <input type="checkbox"/> 901 = Amber <input type="checkbox"/> 902 = Designer White Opaque <input type="checkbox"/> 911 = Warm Brick <input type="checkbox"/> 929 = Nutmeg <input type="checkbox"/> 937 = Bark <input type="checkbox"/> 984 = Dark Roast <input type="checkbox"/> 993 = Sumatra

HTF50501R-2224.Top.Base      Example: HTF50501R-2224.GCL.AH400



Frame Side Table



Style Number	Top Description	List Price	OH	OW	OD	Shipping Weight	Cube
HTF50501S-2220	wood	2,300	22½	20 <sup>7</sup> / <sub>16</sub>	20 <sup>7</sup> / <sub>16</sub>	34	18

Shelf | Square Inset Top | Ash Base

ANSI/BIFMA LEVEL® Furniture Sustainability Standard certified  
Indoor Advantage™ certified

PLEASE SPECIFY THE FOLLOWING TO ORDER:

MODEL NUMBER	TOP	SPECIES & FINISH
	Indicate top: <input type="checkbox"/> W = Wood <input type="checkbox"/> GCL = Clear Glass +\$306	Options for wood finishes: AH = Ash <input type="checkbox"/> 310 = Smoke Opaque <input type="checkbox"/> 400 = Clear +\$244 <input type="checkbox"/> 402 = Black Opaque <input type="checkbox"/> 403 = Grey Opaque <input type="checkbox"/> 404 = Warm White Opaque <input type="checkbox"/> 405 = Mist Opaque <input type="checkbox"/> 406 = Denim Opaque <input type="checkbox"/> 407 = Pewter Opaque <input type="checkbox"/> 408 = Peppercorn Opaque <input type="checkbox"/> 901 = Amber <input type="checkbox"/> 902 = Designer White Opaque <input type="checkbox"/> 911 = Warm Brick <input type="checkbox"/> 929 = Nutmeg <input type="checkbox"/> 937 = Bark <input type="checkbox"/> 984 = Dark Roast <input type="checkbox"/> 993 = Sumatra

HTF50501S-2220.Top.Base      Example: HTF50501S-2220.W.AH400



Frame Side Table



Style Number	Top Description	List Price	OH	OW	OD	Shipping Weight	Cube
HTF50501S-2224	wood	2,695	22½	24	24	35	18.4

Shelf | Square Inset Top | Ash Base

ANSI/BIFMA LEVEL® Furniture Sustainability Standard certified  
Indoor Advantage™ certified

PLEASE SPECIFY THE FOLLOWING TO ORDER: \_\_\_\_\_

MODEL NUMBER	TOP	SPECIES & FINISH
	Indicate top: <input type="checkbox"/> W = Wood <input type="checkbox"/> GCL = Clear Glass +\$548	Options for wood finishes: AH = Ash <input type="checkbox"/> 310 = Smoke Opaque <input type="checkbox"/> 400 = Clear +\$244 <input type="checkbox"/> 402 = Black Opaque <input type="checkbox"/> 403 = Grey Opaque <input type="checkbox"/> 404 = Warm White Opaque <input type="checkbox"/> 405 = Mist Opaque <input type="checkbox"/> 406 = Denim Opaque <input type="checkbox"/> 407 = Pewter Opaque <input type="checkbox"/> 408 = Peppercorn Opaque <input type="checkbox"/> 901 = Amber <input type="checkbox"/> 902 = Designer White Opaque <input type="checkbox"/> 911 = Warm Brick <input type="checkbox"/> 929 = Nutmeg <input type="checkbox"/> 937 = Bark <input type="checkbox"/> 984 = Dark Roast <input type="checkbox"/> 993 = Sumatra

HTF50501S-2224.Top.Base      Example: HTF50501S-2224.W.AH400



### Frame Coffee Table



Style Number	Top Description	List Price	OH	DIA	Shipping Weight	Cube
HTF50501R-1742	wood	5,255	17	42 <sup>7</sup> / <sub>16</sub>	81	34

Shelf | Round Inset Top | Ash Base

ANSI/BIFMA LEVEL® Furniture Sustainability Standard certified  
Indoor Advantage™ certified

PLEASE SPECIFY THE FOLLOWING TO ORDER: \_\_\_\_\_

MODEL NUMBER	TOP	SPECIES & FINISH
	Indicate top: <input type="checkbox"/> W = Wood <input type="checkbox"/> GCL = Clear Glass +\$1571	Options for wood finishes: AH = Ash <input type="checkbox"/> 310 = Smoke Opaque <input type="checkbox"/> 400 = Clear +\$244 <input type="checkbox"/> 402 = Black Opaque <input type="checkbox"/> 403 = Grey Opaque <input type="checkbox"/> 404 = Warm White Opaque <input type="checkbox"/> 405 = Mist Opaque <input type="checkbox"/> 406 = Denim Opaque <input type="checkbox"/> 407 = Pewter Opaque <input type="checkbox"/> 408 = Peppercorn Opaque <input type="checkbox"/> 901 = Amber <input type="checkbox"/> 902 = Designer White Opaque <input type="checkbox"/> 911 = Warm Brick <input type="checkbox"/> 929 = Nutmeg <input type="checkbox"/> 937 = Bark <input type="checkbox"/> 984 = Dark Roast <input type="checkbox"/> 993 = Sumatra

HTF50501R-1742.Top.Base      Example: HTF50501R-1742.GCL.AH400



**Frame Coffee Table**



<i>Style Number</i>	<i>Top Description</i>	<i>List Price</i>	<i>OH</i>	<i>OW</i>	<i>OD</i>	<i>Shipping Weight</i>	<i>Cube</i>
<b>HTF50501E-175428</b>	<i>wood</i>	<b>3,825</b>	17	54	28	99	45

Shelf | Rectangular Inset Top | Ash Base

ANSI/BIFMA LEVEL® Furniture Sustainability Standard certified  
Indoor Advantage™ certified

PLEASE SPECIFY THE FOLLOWING TO ORDER: \_\_\_\_\_

MODEL NUMBER	TOP	SPECIES & FINISH
	Indicate top: <input type="checkbox"/> <b>W</b> = Wood <input type="checkbox"/> <b>GCL</b> = Clear Glass +\$1157	Options for wood finishes: AH = Ash  <input type="checkbox"/> <b>310</b> = Smoke Opaque <input type="checkbox"/> <b>400</b> = Clear +\$244 <input type="checkbox"/> <b>402</b> = Black Opaque <input type="checkbox"/> <b>403</b> = Grey Opaque <input type="checkbox"/> <b>404</b> = Warm White Opaque <input type="checkbox"/> <b>405</b> = Mist Opaque <input type="checkbox"/> <b>406</b> = Denim Opaque <input type="checkbox"/> <b>407</b> = Pewter Opaque <input type="checkbox"/> <b>408</b> = Peppercorn Opaque <input type="checkbox"/> <b>901</b> = Amber <input type="checkbox"/> <b>902</b> = Designer White Opaque <input type="checkbox"/> <b>911</b> = Warm Brick <input type="checkbox"/> <b>929</b> = Nutmeg <input type="checkbox"/> <b>937</b> = Bark <input type="checkbox"/> <b>984</b> = Dark Roast <input type="checkbox"/> <b>993</b> = Sumatra

HTF50501E-175428.Top.Base      Example: HTF50501E-175428.W.AH400



## Lens Table Series Specifications

**Surfaces** Wood | Inset Glass | Solid Surface  
 Lens inset top and shelf surfaces are 3/4" thick.  
 Solid surface inset tops and shelves are 3/4" thick.  
 Solid Surface Care Kits ship with each order. Additional kits available for \$54 List per kit.  
 Lens may be combined with veneer or solid surface shelves.

**Glass** 1/2" thick Glass

**Shape** Round

**Base** Brushed Stainless Steel

### Lens Side Table



Style Number	Top Description	List Price	OH	DIA	Shipping Weight	Cube
HTL51201R-2218	wood, maple	2,795	22¾	18	30	8.7

Round Top | Shelf | Brushed Stainless Steel Base

ANSI/BIFMA LEVEL® Furniture Sustainability Standard certified  
 Indoor Advantage™ certified

PLEASE SPECIFY THE FOLLOWING TO ORDER:

MODEL NUMBER	TOP	FINISH	SHELF
	Indicate top: NE = Maple G = Glass S = Solid Surface	Options for wood finishes: NE = Maple 215 = Medium Brown Cherry 331 = Dark Rift Oak 615 = Coffee Walnut 629 = Nutmeg Walnut 637 = Charcoal Grey Walnut 684 = Dark Roast Walnut 693 = Sumatra Walnut	Indicate shelf: S = Solid Surface Options for solid surface: S = Solid Surface (standard) +\$175 AW = Alabaster White Options for solid surfaces (premium): +\$200 DWI = Designer White NE = Maple See finishes listed at left for Maple (NE)
		Finish options for glass: G = Glass Clear No Upcharge, Back Painted +\$150 LC = Clear WH = Designer White (back painted) W11 = White (back painted) BL1 = Black (back painted) CG1 = Cool Grey (back painted) WG1 = Warm Grey (back painted) Options for solid surface: S = Solid Surface (standard) +\$200 AW = Alabaster White Options for solid surfaces (premium): +\$230 DWI = Designer White	

HTL51201R-2218.Top.Shelf Example:HTL51201R-2218.NE215.NE215





**Lens Coffee Table**



<i>Style Number</i>	<i>Top Description</i>	<i>List Price</i>	<i>OH</i>	<i>DIA</i>	<i>Shipping Weight</i>	<i>Cube</i>
<b>HTL51201R-1642</b>	<i>wood, maple</i>	<b>4,530</b>	16	42	118	33

Round Top | Shelf | Brushed Stainless Steel Base

Tables specified with glass tops are standard with a veneer shelf, veneer species and finish must be noted on order.  
Tables specified with glass tops may also be specified with an alternate solid surface shelf.

ANSI/BIFMA LEVEL® Furniture Sustainability Standard certified  
Indoor Advantage™ certified

PLEASE SPECIFY THE FOLLOWING TO ORDER:

MODEL NUMBER	TOP	FINISH	SHELF	
	<p>Indicate top:</p> <ul style="list-style-type: none"> <li><span style="background-color: #cccccc; padding: 2px;">NE</span> = Maple</li> <li><span style="background-color: #cccccc; padding: 2px;">G</span> = Glass</li> <li><span style="background-color: #cccccc; padding: 2px;">S</span> = Solid Surface</li> </ul>	<p>Options for wood finishes:</p> <p>NE = Maple</p> <ul style="list-style-type: none"> <li><span style="background-color: #cccccc; padding: 2px;">215</span> = Medium Brown Cherry</li> <li><span style="background-color: #cccccc; padding: 2px;">331</span> = Dark Rift Oak</li> <li><span style="background-color: #cccccc; padding: 2px;">615</span> = Coffee Walnut</li> <li><span style="background-color: #cccccc; padding: 2px;">629</span> = Nutmeg Walnut</li> <li><span style="background-color: #cccccc; padding: 2px;">637</span> = Charcoal Grey Walnut</li> <li><span style="background-color: #cccccc; padding: 2px;">684</span> = Dark Roast Walnut</li> <li><span style="background-color: #cccccc; padding: 2px;">693</span> = Sumatra Walnut</li> </ul>	<p>Options for glass: G = Glass <i>Clear No Upcharge, Back Painted +\$2335</i></p> <ul style="list-style-type: none"> <li><span style="background-color: #cccccc; padding: 2px;">LC</span> = Clear</li> <li><span style="background-color: #cccccc; padding: 2px;">WH</span> = Designer White (back painted)</li> <li><span style="background-color: #cccccc; padding: 2px;">W11</span> = White (back painted)</li> <li><span style="background-color: #cccccc; padding: 2px;">BL1</span> = Black (back painted)</li> <li><span style="background-color: #cccccc; padding: 2px;">CG1</span> = Cool Grey (back painted)</li> <li><span style="background-color: #cccccc; padding: 2px;">WG1</span> = Warm Grey (back painted)</li> </ul> <p>Options for solid surface: S = Solid Surface (standard) +\$3105</p> <ul style="list-style-type: none"> <li><span style="background-color: #cccccc; padding: 2px;">AW</span> = Alabaster White</li> </ul> <p>Options for solid surfaces (premium): +\$3570</p> <ul style="list-style-type: none"> <li><span style="background-color: #cccccc; padding: 2px;">DW1</span> = Designer White</li> </ul>	<p>Indicate shelf:</p> <ul style="list-style-type: none"> <li><span style="background-color: #cccccc; padding: 2px;">S</span> = Solid Surface</li> </ul> <p>Options for solid surface: S = Solid Surface (standard) +\$2925</p> <ul style="list-style-type: none"> <li><span style="background-color: #cccccc; padding: 2px;">AW</span> = Alabaster White</li> </ul> <p>Options for solid surfaces (premium): +\$3365</p> <ul style="list-style-type: none"> <li><span style="background-color: #cccccc; padding: 2px;">DW1</span> = Designer White</li> </ul> <ul style="list-style-type: none"> <li><span style="background-color: #cccccc; padding: 2px;">NE</span> = Maple</li> </ul> <p><i>See finishes listed at left for Maple (NE)</i></p>

HTL51201R-1642.Top.Shelf Example:HTL51201R-1642.NE215.NE215

## OPTION OVERVIEW

TOP SURFACES Ash | Walnut | Solid Surface | Engineered Quartz

TOP SHAPE Trapezoidal

METAL BASE Powder Coat | Polished Chrome

The Link Satellite Table boasts multi-purpose use - to hold a coffee during conversation or a laptop during work. Its soft trapezoidal top with a beautifully sculpted edge rests atop a solid, yet lightweight base for ease of movement and flexibility. A counterweight discreetly rests under the top for added stability. How and where we work and relax are changing. Link refers to the functional link between leisure and work, but also the intuitive and emotional link between hospitality, residential and office design. Through the choices and attention to materials and detail the table can serve a functional purpose in office spaces and just as naturally slide into a home or hotel room; whether modern, conservative, edgy or classic.

- *Soft curves of the top combined with metal features of the base balance simplicity, industrialism and modern elegance.*
- *Surface comes standard in Ash, Walnut, Solid Surface and Engineered Quartz tops are available with up-charges.*
- *Metal base is available in powder coated finishes or polished chrome.*
- *Thoughtful scale is important as new behaviors and patterns of living and working demand new heights and dimensions.*
- *Link stands 26" high with its top measuring an overall width and depth of 20" each.*
- *Soft, trapezoidal shaped top is 3/4" thick with a sculpted edge.*



Ash Top | Black Powder Coat Base



## Link Occasional Table Series Specifications

**Surfaces** Ash | Walnut | Engineered Quartz

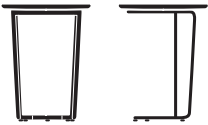
**Shape** Soft Trapezoidal

**Base** Base is metal with a powder coat finish, with optional Polished Chrome finish.

### Link Satellite Table



Style Number	Top Description	List Price	OH	OW	OD	Shipping Weight	Cube
HTS51801G-262020	wood	1,335	26	20	20	33	8.9



Soft Trapezoidal Top - Ash | Metal Base - Powder Coat

ANSI/BIFMA LEVEL® Furniture Sustainability Standard certified  
Indoor Advantage™ certified

PLEASE SPECIFY THE FOLLOWING TO ORDER:

MODEL NUMBER	TOP:	TOP MATERIALS   FINISH	BASE FINISH:
	Indicate top: AH = Ash NT = Walnut EQ = Engineered Quartz	Options for wood finishes: AH = Ash  310 = Smoke Opaque 400 = Clear 402 = Black Opaque 403 = Grey Opaque 404 = Warm White Opaque 405 = Mist Opaque 406 = Denim Opaque 407 = Pewter Opaque 408 = Peppercorn Opaque 901 = Amber 902 = Designer White Opaque 911 = Warm Brick 929 = Nutmeg 937 = Bark 984 = Dark Roast 993 = Sumatra	Options for metal:  BL = Black Powder Coat WI = White Powder Coat LG = Light Grey Powder Coat POL = Polished Chrome +\$100
		Options for wood finishes: NT = Walnut +\$150  310 = Smoke Opaque 400 = Clear 402 = Black Opaque 403 = Grey Opaque 404 = Warm White Opaque 405 = Mist Opaque 406 = Denim Opaque 407 = Pewter Opaque 408 = Peppercorn Opaque 902 = Designer White Opaque 911 = Warm Brick 929 = Nutmeg 937 = Bark 984 = Dark Roast 993 = Sumatra	Options for engineered stone   quartz: +\$1250 EQ = Engineered Quartz  CU1 = Cumulus ST1 = Storm Grey  Options for solid surface: S = Solid Surface +\$1200 DWI = Designer White

HTS51801G-262020.Top.Base Example:HTS51801G-262020.AH400.BL



---

## LOGIC*meet* Occasional Table Series Specifications

---

<b>Surfaces</b>	Wood   Solid Surface  Solid Surface Care Kits ship with each order. Additional kits available for \$54 List per kit.
<b>Veneers</b>	Premium grade maple tops are plain sliced, slip matched.  Wood veneer tops are bordered with a solid wood edge banding.
<b>Shape</b>	Round
<b>Bases</b>	All LOGIC <i>meet</i> bases are metal with a Satin Pewter powder coat finish, with optional Black or White Powder Coat. Laptop tables are cantilevered; the offset metal base ensures substantial leg space for users.

---



LOGICmeet Laptop Table



Style Number	Top Description	List Price	OH	DIA	Shipping Weight	Cube
HTL60601R-2420	wood	1,885	24¾	20	33	18

Round Top | Metal Base

Round Top | Metal Base

ANSI/BIFMA LEVEL® Furniture Sustainability Standard certified  
Indoor Advantage™ certified

PLEASE SPECIFY THE FOLLOWING TO ORDER:

MODEL NUMBER	TOP	FINISH	BASE FINISH
	Indicate top: NE = Maple S = Solid Surface	Options for wood finishes: NE = Maple 215 = Medium Brown Cherry 331 = Dark Rift Oak 615 = Coffee Walnut 629 = Nutmeg Walnut 637 = Charcoal Grey Walnut 684 = Dark Roast Walnut 693 = Sumatra Walnut	Options for solid surface: S = Solid Surface +\$822 AW = Alabaster White  Options for solid surfaces (premium): +\$846 DWI = Designer White
			Options for metal finish: SP = Satin Pewter +\$100 BL = Black Powder Coat WI = White Powder Coat

HTL60601R-2420.Top.Base Example:HTL60601R-2420.NE215.BL

## Meki Occasional Table Series Specifications

<b>Surfaces</b>	Ash Veneer   Walnut Veneer   Glass   Engineered Quartz   Solid Surface
<b>Shape</b>	Round   Soft Square
<b>Metal</b>	Black Powder Coat   White Powder Coat   Light Grey Powder Coat   Polished Chrome
<b>Power</b>	Powder Coat   Chrome

### *Small Charger/Power Options*

*Only available for use on the 20" and 24" tops*

*(HTB01801R-1620, HTB01801R-1624, HTB01801Q-1620, HTB01801Q-1624)*

#### *Charger (1 USB-2 amps per port)*

*Note: Due to the size of the receptacle plug with transformer, it will not be able to plug directly under the base. The receptacle will need to be located outside of the base footprint.*



HVD71901S-100  
Black Powder Coat,  
Black Simplex



HVD71902S-100  
White Powder Coat,  
White Simplex



HVD71903S-100  
Trichrome  
Black Simplex



HVD71904N-100  
Trichrome  
White Simplex

#### *Power (1 Power Receptacle)*



HVD71901P-100  
Black Powder Coat,  
Black Simplex



HVD71902P-100  
White Powder Coat,  
White Simplex



HVD71903P-100  
Trichrome  
Black Simplex



HVD71904P-100  
Trichrome  
White Simplex

### *Large Power Options (1 Power Receptacle and 1 USB-2 amps per port)*

*Only available for use on the 30" and up tops*



HVD71901N-110  
Black Powder Coat,  
Black Simplex



HVD71902N-110  
White Powder Coat,  
White Simplex



HVD71903N-110  
Trichrome  
Black Simplex



HVD71904N-110  
Trichrome  
White Simplex



Model	Description	Dimensions Diameter	List Price
<b>LARGE POWERCONNECT</b>			
HVD71901N-110	1 receptacle & 1 dual USB; Black powder coat; Black simplex		<b>385</b>
HVD71902N-110	1 receptacle & 1 dual USB; White powder coat; White simplex		<b>385</b>
HVD71903N-110	1 receptacle & 1 dual USB; Trichrome; Black simplex		<b>455</b>
HVD71904N-110	1 receptacle & 1 dual USB; Trichrome; White simplex		<b>415</b>
<b>SMALL POWERCONNECT</b>			
HVD71901S-100	1 dual USB; Black powder coat; Black simplex		<b>330</b>
HVD71902S-100	1 dual USB; White powder coat; White simplex		<b>330</b>
HVD71903S-100	1 dual USB; Trichrome; Black simplex		<b>385</b>
HVD71904S-100	1 dual USB; Trichrome; White simplex		<b>355</b>
<b>SMALL POWERCONNECT</b>			
HVD71901P-100	1 receptacle; Black powder coat; Black simplex		<b>330</b>
HVD71902P-100	1 receptacle; White powder coat; White simplex		<b>330</b>
HVD71903P-100	1 receptacle; Trichrome; Black simplex		<b>385</b>
HVD71904P-100	1 receptacle; Trichrome; White simplex		<b>355</b>



Model	Dimensions		List Price	Top Options						
	OH	Diameter		Ash Veneer	Ash Solid	Walnut Veneer	Walnut Solid	Glass	Engineered Quartz	Solid Surface
<b>Meki Coffee Table</b>										
<b>HTB01801R-1620</b>	<b>16</b>	<b>20</b>	<b>2,495</b>	<b>+0</b>	<b>+300</b>	<b>+50</b>	<b>+400</b>	<b>+100</b>	<b>+2,025</b>	<b>+550</b>

Collar Options		Column Options				Base Options	
Powder Coat	Polished Chrome	Ash Veneer	Walnut Veneer	Powder Coat	Polished Chrome	Powder Coat	Polished Chrome
<b>+0</b>	<b>+425</b>	<b>+0</b>	<b>+100</b>	<b>+250</b>	<b>+375</b>	<b>+0</b>	<b>+325</b>



**Note: Power must be ordered separately.**  
(see pages 29-30 for power options.)

Round | Ash Veneer Top | Powder Coat Collar and Base | Ash Column | No Power

PLEASE SPECIFY THE FOLLOWING TO ORDER:

MODEL NUMBER	TOP MATERIALS   FINISH	METAL FINISH: COLLAR	POWER/DATA CAPABILITY:
	<p>Options for wood finishes: AH = Ash Veneer SAH = Solid Ash</p> <p>Options for wood finishes: NT = Walnut Veneer SNT = Solid Walnut</p> <p>Options for wood finishes: 310 = Smoke Opaque 400 = Clear 402 = Black Opaque 403 = Grey Opaque 404 = Warm White Opaque 405 = Mist Opaque 406 = Denim Opaque 407 = Pewter Opaque 408 = Peppercorn Opaque 901 = Amber 902 = Designer White Opaque 911 = Warm Brick 929 = Nutmeg 937 = Bark 984 = Dark Roast 993 = Sumatra</p> <p>Options for wood finishes: 310 = Smoke Opaque 400 = Clear 402 = Black Opaque 403 = Grey Opaque 404 = Warm White Opaque 405 = Mist Opaque 406 = Denim Opaque 407 = Pewter Opaque 408 = Peppercorn Opaque 902 = Designer White Opaque 911 = Warm Brick 929 = Nutmeg 937 = Bark 984 = Dark Roast 993 = Sumatra</p> <p>Finish options for glass: G = Glass W11 = White (back painted glass) BL1 = Black (back painted glass) CG1 = Cool Grey (back painted glass) WG1 = Warm Grey (back painted glass)</p> <p>Options for engineered stone   quartz: EQ = Engineered Quartz CUI = Cumulus ST1 = Storm Grey</p> <p>Options for solid surfaces S = Solid Surface: DWI = Designer White</p>	<p>Options for metal: BL = Black Powder Coat WI = White Powder Coat LG = Light Grey Powder Coat POL = Polished Chrome</p> <p>COLUMN FINISH: Options for wood finish: <i>See finishes listed at left for Ash (AH), and Walnut (NT) veneer finishes.</i> AH = Ash Veneer NT = Walnut Veneer</p> <p>Options for metal finish: BL = Black Powder Coat WI = White Powder Coat LG = Light Grey Powder Coat POL = Polished Chrome</p> <p>METAL FINISH: BASE Options for metal finish: BL = Black Powder Coat WI = White Powder Coat LG = Light Grey Powder Coat POL = Polished Chrome</p>	<p>PC = With Power Cutout PN = No Power Cutout</p>

HTB01801R-1620.Top.Collar.Column.Base.Power Example: HTB01801R-1620.AH400.BL.AH400.BL.PN





Model	Dimensions		List Price	Top Options						
	OH	Diameter		Ash Veneer	Ash Solid	Walnut Veneer	Walnut Solid	Glass	Engineered Quartz	Solid Surface
<b>Meki Coffee Table</b>										
<b>HTB01801R-1624</b>	<b>16</b>	<b>24</b>	<b>2,885</b>	<b>+0</b>	<b>+600</b>	<b>+75</b>	<b>+800</b>	<b>+300</b>	<b>+2,325</b>	<b>+750</b>

Collar Options		Column Options				Base Options	
Powder Coat	Polished Chrome	Ash Veneer	Walnut Veneer	Powder Coat	Polished Chrome	Powder Coat	Polished Chrome
<b>+0</b>	<b>+425</b>	<b>+0</b>	<b>+100</b>	<b>+250</b>	<b>+375</b>	<b>+0</b>	<b>+325</b>



**Note: Power must be ordered separately.**  
(see pages 29-30 for power options.)

Round | Ash Veneer Top | Powder Coat Collar and Base | Ash Column | No Power

PLEASE SPECIFY THE FOLLOWING TO ORDER:

MODEL NUMBER	TOP MATERIALS   FINISH	METAL FINISH: COLLAR	POWER/DATA CAPABILITY:
	<p>Options for wood finishes: AH = Ash Veneer SAH = Solid Ash</p> <p>Options for wood finishes: NT = Walnut Veneer SNT = Solid Walnut</p> <p>Options for wood finishes: 310 = Smoke Opaque 400 = Clear 402 = Black Opaque 403 = Grey Opaque 404 = Warm White Opaque 405 = Mist Opaque 406 = Denim Opaque 407 = Pewter Opaque 408 = Peppercorn Opaque 901 = Amber 902 = Designer White Opaque 911 = Warm Brick 929 = Nutmeg 937 = Bark 984 = Dark Roast 993 = Sumatra</p> <p>Options for wood finishes: 310 = Smoke Opaque 400 = Clear 402 = Black Opaque 403 = Grey Opaque 404 = Warm White Opaque 405 = Mist Opaque 406 = Denim Opaque 407 = Pewter Opaque 408 = Peppercorn Opaque 902 = Designer White Opaque 911 = Warm Brick 929 = Nutmeg 937 = Bark 984 = Dark Roast 993 = Sumatra</p> <p>Finish options for glass: G = Glass W11 = White (back painted glass) BL1 = Black (back painted glass) CG1 = Cool Grey (back painted glass) WG1 = Warm Grey (back painted glass)</p> <p>Options for engineered stone   quartz: EQ = Engineered Quartz CUI = Cumulus ST1 = Storm Grey</p> <p>Options for solid surfaces S = Solid Surface: DWI = Designer White</p>	<p>Options for metal: BL = Black Powder Coat WI = White Powder Coat LG = Light Grey Powder Coat POL = Polished Chrome</p> <p>COLUMN FINISH: Options for wood finish: <i>See finishes listed at left for Ash (AH), and Walnut (NT) veneer finishes.</i> AH = Ash Veneer NT = Walnut Veneer</p> <p>Options for metal finish: BL = Black Powder Coat WI = White Powder Coat LG = Light Grey Powder Coat POL = Polished Chrome</p> <p>METAL FINISH: BASE Options for metal finish: BL = Black Powder Coat WI = White Powder Coat LG = Light Grey Powder Coat POL = Polished Chrome</p>	<p>PC = With Power Cutout PN = No Power Cutout</p>

HTB01801R-1624.Top.Collar.Column.Base.Power Example: HTB01801R-1624.AH400.BL.AH400.BL.PN

Model	Dimensions		List Price	Top Options						
	OH	Diameter		Ash Veneer	Ash Solid	Walnut Veneer	Walnut Solid	Glass	Engineered Quartz	Solid Surface
<b>Meki Coffee Table</b>										
<b>HTB01801R-1630</b>	<b>16</b>	<b>30</b>	<b>3,280</b>	<b>+0</b>	<b>+900</b>	<b>+100</b>	<b>+1,300</b>	<b>+550</b>	<b>+2,725</b>	<b>+1,050</b>

Collar Options		Column Options				Base Options	
Powder Coat	Polished Chrome	Ash Veneer	Walnut Veneer	Powder Coat	Polished Chrome	Powder Coat	Polished Chrome
<b>+0</b>	<b>+425</b>	<b>+0</b>	<b>+100</b>	<b>+250</b>	<b>+375</b>	<b>+0</b>	<b>+325</b>



**Note: Power must be ordered separately.**  
(see pages 29-30 for power options.)

Round | Ash Veneer Top | Powder Coat Collar and Base | Ash Column | No Power

PLEASE SPECIFY THE FOLLOWING TO ORDER:


MODEL NUMBER	TOP MATERIALS   FINISH	METAL FINISH: COLLAR	POWER/DATA CAPABILITY:
	<p>Options for wood finishes: AH = Ash Veneer SAH = Solid Ash</p> <p>Options for wood finishes: NT = Walnut Veneer SNT = Solid Walnut</p> <p>Options for wood finishes: 310 = Smoke Opaque 400 = Clear 402 = Black Opaque 403 = Grey Opaque 404 = Warm White Opaque 405 = Mist Opaque 406 = Denim Opaque 407 = Pewter Opaque 408 = Peppercorn Opaque 901 = Amber 902 = Designer White Opaque 911 = Warm Brick 929 = Nutmeg 937 = Bark 984 = Dark Roast 993 = Sumatra</p> <p>Options for wood finishes: 310 = Smoke Opaque 400 = Clear 402 = Black Opaque 403 = Grey Opaque 404 = Warm White Opaque 405 = Mist Opaque 406 = Denim Opaque 407 = Pewter Opaque 408 = Peppercorn Opaque 902 = Designer White Opaque 911 = Warm Brick 929 = Nutmeg 937 = Bark 984 = Dark Roast 993 = Sumatra</p> <p>Finish options for glass: G = Glass WII = White (back painted glass) BLI = Black (back painted glass) CGI = Cool Grey (back painted glass) WGI = Warm Grey (back painted glass)</p> <p>Options for engineered stone   quartz: EQ = Engineered Quartz CUI = Cumulous STI = Storm Grey</p> <p>Options for solid surfaces S = Solid Surface: DWI = Designer White</p>	<p>Options for metal: BL = Black Powder Coat WI = White Powder Coat LG = Light Grey Powder Coat POL = Polished Chrome</p> <p>COLUMN FINISH: Options for wood finish: <i>See finishes listed at left for Ash (AH), and Walnut (NT) veneer finishes.</i> AH = Ash Veneer NT = Walnut Veneer</p> <p>Options for metal finish: BL = Black Powder Coat WI = White Powder Coat LG = Light Grey Powder Coat POL = Polished Chrome</p> <p>METAL FINISH: BASE Options for metal finish: BL = Black Powder Coat WI = White Powder Coat LG = Light Grey Powder Coat POL = Polished Chrome</p>	<p>PC = With Power Cutout PN = No Power Cutout</p>

HTB01801R-1630.Top.Collar.Column.Base.Power Example: HTB01801R-1630.AH400.BL.AH400.BL.PN



Model	Dimensions		List Price	Top Options						
	OH	Diameter		Ash Veneer	Ash Solid	Walnut Veneer	Walnut Solid	Glass	Engineered Quartz	Solid Surface
<b>Meki Coffee Table</b> HTB01801R-1636	16	36	3,930	+0	+1,200	+125	+1,900	+850	+3,425	+1,450

Collar Options		Column Options				Base Options	
Powder Coat	Polished Chrome	Ash Veneer	Walnut Veneer	Powder Coat	Polished Chrome	Powder Coat	Polished Chrome
+0	+425	+0	+100	+250	+375	+0	+325



**Note: Power must be ordered separately.**  
(see pages 29-30 for power options.)

Round | Ash Veneer Top | Powder Coat Collar and Base | Ash Column | No Power


PLEASE SPECIFY THE FOLLOWING TO ORDER:

MODEL NUMBER	TOP MATERIALS   FINISH	METAL FINISH: COLLAR	POWER/DATA CAPABILITY:
	<p>Options for wood finishes: AH = Ash Veneer SAH = Solid Ash</p> <p>Options for wood finishes: NT = Walnut Veneer SNT = Solid Walnut</p> <p>Options for wood finishes: 310 = Smoke Opaque 400 = Clear 402 = Black Opaque 403 = Grey Opaque 404 = Warm White Opaque 405 = Mist Opaque 406 = Denim Opaque 407 = Pewter Opaque 408 = Peppercorn Opaque 901 = Amber 902 = Designer White Opaque 911 = Warm Brick 929 = Nutmeg 937 = Bark 984 = Dark Roast 993 = Sumatra</p> <p>Options for wood finishes: 310 = Smoke Opaque 400 = Clear 402 = Black Opaque 403 = Grey Opaque 404 = Warm White Opaque 405 = Mist Opaque 406 = Denim Opaque 407 = Pewter Opaque 408 = Peppercorn Opaque 902 = Designer White Opaque 911 = Warm Brick 929 = Nutmeg 937 = Bark 984 = Dark Roast 993 = Sumatra</p> <p>Finish options for glass: G = Glass W11 = White (back painted glass) BL1 = Black (back painted glass) CG1 = Cool Grey (back painted glass) WG1 = Warm Grey (back painted glass)</p> <p>Options for engineered stone   quartz: EQ = Engineered Quartz CUI = Cumulous ST1 = Storm Grey</p> <p>Options for solid surfaces S = Solid Surface: DWI = Designer White</p>	<p>Options for metal: BL = Black Powder Coat WI = White Powder Coat LG = Light Grey Powder Coat POL = Polished Chrome</p> <p>COLUMN FINISH: Options for wood finish: <i>See finishes listed at left for Ash (AH), and Walnut (NT) veneer finishes.</i> AH = Ash Veneer NT = Walnut Veneer</p> <p>Options for metal finish: BL = Black Powder Coat WI = White Powder Coat LG = Light Grey Powder Coat POL = Polished Chrome</p> <p>METAL FINISH: BASE Options for metal finish: BL = Black Powder Coat WI = White Powder Coat LG = Light Grey Powder Coat POL = Polished Chrome</p>	<p>PC = With Power Cutout PN = No Power Cutout</p>

HTB01801R-1636.Top.Collar.Column.Base.Power Example: HTB01801R-1636.AH400.BL.AH400.BL.PN

Model	Dimensions		List Price	Top Options						
	OH	Diameter		Ash Veneer	Ash Solid	Walnut Veneer	Walnut Solid	Glass	Engineered Quartz	Solid Surface
<b>Meki Coffee Table</b> HTB01801R-1642	16	42	4,590	+0	+1,500	+150	+2,500	+1,200	+4,425	+1,950

Collar Options		Column Options			Base Options		
Powder Coat	Polished Chrome	Ash Veneer	Walnut Veneer	Powder Coat	Polished Chrome	Powder Coat	Polished Chrome
+0	+425	+0	+100	+250	+375	+0	+325



**Note: Power must be ordered separately.**  
(see pages 29-30 for power options.)

Round | Ash Veneer Top | Powder Coat Collar and Base | Ash Column | No Power

PLEASE SPECIFY THE FOLLOWING TO ORDER:


MODEL NUMBER	TOP MATERIALS   FINISH	METAL FINISH: COLLAR	POWER/DATA CAPABILITY:
	<p>Options for wood finishes: AH = Ash Veneer SAH = Solid Ash</p> <p>Options for wood finishes: NT = Walnut Veneer SNT = Solid Walnut</p> <p>Options for wood finishes: 310 = Smoke Opaque 400 = Clear 402 = Black Opaque 403 = Grey Opaque 404 = Warm White Opaque 405 = Mist Opaque 406 = Denim Opaque 407 = Pewter Opaque 408 = Peppercorn Opaque 901 = Amber 902 = Designer White Opaque 911 = Warm Brick 929 = Nutmeg 937 = Bark 984 = Dark Roast 993 = Sumatra</p> <p>Options for wood finishes: 310 = Smoke Opaque 400 = Clear 402 = Black Opaque 403 = Grey Opaque 404 = Warm White Opaque 405 = Mist Opaque 406 = Denim Opaque 407 = Pewter Opaque 408 = Peppercorn Opaque 902 = Designer White Opaque 911 = Warm Brick 929 = Nutmeg 937 = Bark 984 = Dark Roast 993 = Sumatra</p> <p>Finish options for glass: G = Glass WII = White (back painted glass) BLI = Black (back painted glass) CGI = Cool Grey (back painted glass) WGI = Warm Grey (back painted glass)</p> <p>Options for engineered stone   quartz: EQ = Engineered Quartz CUI = Cumulous STI = Storm Grey</p> <p>Options for solid surfaces S = Solid Surface: DWI = Designer White</p>	<p>Options for metal: BL = Black Powder Coat WI = White Powder Coat LG = Light Grey Powder Coat POL = Polished Chrome</p> <p>COLUMN FINISH: Options for wood finish: <i>See finishes listed at left for Ash (AH), and Walnut (NT) veneer finishes.</i> AH = Ash Veneer NT = Walnut Veneer</p> <p>Options for metal finish: BL = Black Powder Coat WI = White Powder Coat LG = Light Grey Powder Coat POL = Polished Chrome</p> <p>METAL FINISH: BASE Options for metal finish: BL = Black Powder Coat WI = White Powder Coat LG = Light Grey Powder Coat POL = Polished Chrome</p>	<p>PC = With Power Cutout PN = No Power Cutout</p>

HTB01801R-1642.Top.Collar.Column.Base.Power Example: HTB01801R-1642.AH400.BL.AH400.BL.PN



Model	Dimensions		List Price	Top Options						
	OH	Diameter		Ash Veneer	Ash Solid	Walnut Veneer	Walnut Solid	Glass	Engineered Quartz	Solid Surface
<b>Meki Coffee Table</b>										
HTB01801R-1648	16	48	6,025	+0	+1,800	+175	+3,100	+1,600	+6,425	+2,700

Collar Options		Column Options				Base Options	
Powder Coat	Polished Chrome	Ash Veneer	Walnut Veneer	Powder Coat	Polished Chrome	Powder Coat	Polished Chrome
+0	+425	+0	+100	+300	+425	+0	+550



**Note: Power must be ordered separately.**  
(see pages 29-30 for power options.)

Round | Ash Veneer Top | Powder Coat Collar and Base | Ash Column | No Power

PLEASE SPECIFY THE FOLLOWING TO ORDER:

MODEL NUMBER	TOP MATERIALS   FINISH			METAL FINISH: COLLAR		POWER/DATA CAPABILITY:
	Options for wood finishes: AH = Ash Veneer SAH = Solid Ash	Options for wood finishes: NT = Walnut Veneer SNT = Solid Walnut	Finish options for glass: G = Glass	Options for metal:		PC = With Power Cutout PN = No Power Cutout
	310 = Smoke Opaque 400 = Clear 402 = Black Opaque 403 = Grey Opaque 404 = Warm White Opaque 405 = Mist Opaque 406 = Denim Opaque 407 = Pewter Opaque 408 = Peppercorn Opaque 901 = Amber 902 = Designer White Opaque 911 = Warm Brick 929 = Nutmeg 937 = Bark 984 = Dark Roast 993 = Sumatra	310 = Smoke Opaque 400 = Clear 402 = Black Opaque 403 = Grey Opaque 404 = Warm White Opaque 405 = Mist Opaque 406 = Denim Opaque 407 = Pewter Opaque 408 = Peppercorn Opaque 902 = Designer White Opaque 911 = Warm Brick 929 = Nutmeg 937 = Bark 984 = Dark Roast 993 = Sumatra	WII = White (back painted glass) BLI = Black (back painted glass) CGI = Cool Grey (back painted glass) WGI = Warm Grey (back painted glass)	BL = Black Powder Coat WI = White Powder Coat LG = Light Grey Powder Coat POL = Polished Chrome		
			Options for engineered stone   quartz: EQ = Engineered Quartz CUI = Cumulous STI = Storm Grey	COLUMN FINISH: Options for wood finish: <i>See finishes listed at left for Ash (AH), and Walnut (NT) veneer finishes.</i> AH = Ash Veneer NT = Walnut Veneer		
			Options for solid surfaces S = Solid Surface: DWI = Designer White	Options for metal finish: BL = Black Powder Coat WI = White Powder Coat LG = Light Grey Powder Coat POL = Polished Chrome		
				METAL FINISH: BASE Options for metal finish: BL = Black Powder Coat WI = White Powder Coat LG = Light Grey Powder Coat POL = Polished Chrome		

HTB01801R-1648.Top.Collar.Column.Base.Power Example: HTB01801R-1648.AH400.BL.AH400.BL.PN



Model	Dimensions			List Price	Top Options						
	OH	OW	OD		Ash Veneer	Ash Solid	Walnut Veneer	Walnut Solid	Glass	Engineered Quartz	Solid Surface
<b>Meki Coffee Table</b>											
HTB01801Q-1620	16	20	20	2,495	+0	+300	+50	+400	+100	+2,025	+550

Collar Options		Column Options				Base Options	
Powder Coat	Polished Chrome	Ash Veneer	Walnut Veneer	Powder Coat	Polished Chrome	Powder Coat	Polished Chrome
+0	+425	+0	+100	+250	+375	+0	+325



*Note: Power must be ordered separately.  
(see pages 29-30 for power options.)*

Soft Square | Ash Veneer Top | Powder Coat Collar and Base | Ash Column | No Power

PLEASE SPECIFY THE FOLLOWING TO ORDER:

MODEL NUMBER	TOP MATERIALS   FINISH	METAL FINISH: COLLAR	POWER/DATA CAPABILITY:
	<p>Options for wood finishes: AH = Ash Veneer SAH = Solid Ash</p> <p>Options for wood finishes: NT = Walnut Veneer SNT = Solid Walnut</p> <p>Options for wood finishes: 310 = Smoke Opaque 400 = Clear 402 = Black Opaque 403 = Grey Opaque 404 = Warm White Opaque 405 = Mist Opaque 406 = Denim Opaque 407 = Pewter Opaque 408 = Peppercorn Opaque 901 = Amber 902 = Designer White Opaque 911 = Warm Brick 929 = Nutmeg 937 = Bark 984 = Dark Roast 993 = Sumatra</p> <p>Options for wood finishes: 310 = Smoke Opaque 400 = Clear 402 = Black Opaque 403 = Grey Opaque 404 = Warm White Opaque 405 = Mist Opaque 406 = Denim Opaque 407 = Pewter Opaque 408 = Peppercorn Opaque 902 = Designer White Opaque 911 = Warm Brick 929 = Nutmeg 937 = Bark 984 = Dark Roast 993 = Sumatra</p> <p>Finish options for glass: G = Glass W11 = White (back painted glass) BL1 = Black (back painted glass) CG1 = Cool Grey (back painted glass) WG1 = Warm Grey (back painted glass)</p> <p>Options for engineered stone   quartz: EQ = Engineered Quartz CUI = Cumulus ST1 = Storm Grey</p> <p>Options for solid surfaces S = Solid Surface: DWI = Designer White</p>	<p>Options for metal: BL = Black Powder Coat WI = White Powder Coat LG = Light Grey Powder Coat POL = Polished Chrome</p> <p>COLUMN FINISH: Options for wood finish: <i>See finishes listed at left for Ash (AH), and Walnut (NT) veneer finishes.</i> AH = Ash Veneer NT = Walnut Veneer</p> <p>Options for metal finish: BL = Black Powder Coat WI = White Powder Coat LG = Light Grey Powder Coat POL = Polished Chrome</p> <p>METAL FINISH: BASE Options for metal finish: BL = Black Powder Coat WI = White Powder Coat LG = Light Grey Powder Coat POL = Polished Chrome</p>	<p>PC = With Power Cutout PN = No Power Cutout</p>

HTB01801Q-1620.Top.Collar.Column.Base.Power Example: HTB01801Q-1620.AH400.BL.AH400.BL.PN



Model	Dimensions			List Price	Top Options						
	OH	OW	OD		Ash Veneer	Ash Solid	Walnut Veneer	Walnut Solid	Glass	Engineered Quartz	Solid Surface
<b>Meki Coffee Table</b>											
HTB01801Q-1624	16	24	24	2,885	+0	+600	+75	+800	+300	+2,325	+750

Collar Options		Column Options				Base Options	
Powder Coat	Polished Chrome	Ash Veneer	Walnut Veneer	Powder Coat	Polished Chrome	Powder Coat	Polished Chrome
+0	+425	+0	+100	+250	+375	+0	+325



**Note: Power must be ordered separately.**  
(see pages 29-30 for power options.)

Soft Square Coffee Table | Ash Veneer Top | Powder Coat Collar and Base | Ash Column | No Power

PLEASE SPECIFY THE FOLLOWING TO ORDER:

MODEL NUMBER	TOP MATERIALS   FINISH	METAL FINISH: COLLAR	POWER/DATA CAPABILITY:
	<p>Options for wood finishes: AH = Ash Veneer SAH = Solid Ash</p> <p>Options for wood finishes: NT = Walnut Veneer SNT = Solid Walnut</p> <p>Options for wood finishes: 310 = Smoke Opaque 400 = Clear 402 = Black Opaque 403 = Grey Opaque 404 = Warm White Opaque 405 = Mist Opaque 406 = Denim Opaque 407 = Pewter Opaque 408 = Peppercorn Opaque 901 = Amber 902 = Designer White Opaque 911 = Warm Brick 929 = Nutmeg 937 = Bark 984 = Dark Roast 993 = Sumatra</p> <p>Options for wood finishes: 310 = Smoke Opaque 400 = Clear 402 = Black Opaque 403 = Grey Opaque 404 = Warm White Opaque 405 = Mist Opaque 406 = Denim Opaque 407 = Pewter Opaque 408 = Peppercorn Opaque 902 = Designer White Opaque 911 = Warm Brick 929 = Nutmeg 937 = Bark 984 = Dark Roast 993 = Sumatra</p> <p>Finish options for glass: G = Glass W11 = White (back painted glass) BL1 = Black (back painted glass) CG1 = Cool Grey (back painted glass) WG1 = Warm Grey (back painted glass)</p> <p>Options for engineered stone   quartz: EQ = Engineered Quartz CUI = Cumulus ST1 = Storm Grey</p> <p>Options for solid surfaces S = Solid Surface: DWI = Designer White</p>	<p>Options for metal: BL = Black Powder Coat WI = White Powder Coat LG = Light Grey Powder Coat POL = Polished Chrome</p> <p>COLUMN FINISH: Options for wood finish: <i>See finishes listed at left for Ash (AH), and Walnut (NT) veneer finishes.</i> AH = Ash Veneer NT = Walnut Veneer</p> <p>Options for metal finish: BL = Black Powder Coat WI = White Powder Coat LG = Light Grey Powder Coat POL = Polished Chrome</p> <p>METAL FINISH: BASE Options for metal finish: BL = Black Powder Coat WI = White Powder Coat LG = Light Grey Powder Coat POL = Polished Chrome</p>	<p>PC = With Power Cutout PN = No Power Cutout</p>

HTB01801Q-1624.Top.Collar.Column.Base.Power Example: HTB01801Q-1624.AH400.BL.AH400.BL.PN



Model	Dimensions			List Price	Top Options						
	OH	OW	OD		Ash Veneer	Ash Solid	Walnut Veneer	Walnut Solid	Glass	Engineered Quartz	Solid Surface
<b>Meki Coffee Table</b>											
HTB01801Q-1630	16	30	30	3,280	+0	+900	+100	+1,300	+550	+2,725	+1,050

Collar Options		Column Options				Base Options	
Powder Coat	Polished Chrome	Ash Veneer	Walnut Veneer	Powder Coat	Polished Chrome	Powder Coat	Polished Chrome
+0	+425	+0	+100	+250	+375	+0	+325



**Note: Power must be ordered separately.**  
(see pages 29-30 for power options.)

Soft Square | Ash Veneer Top | Powder Coat Collar and Base | Ash Column | No Power

PLEASE SPECIFY THE FOLLOWING TO ORDER:

MODEL NUMBER	TOP MATERIALS   FINISH			METAL FINISH: COLLAR		POWER/DATA CAPABILITY:
	Options for wood finishes: AH = Ash Veneer SAH = Solid Ash	Options for wood finishes: NT = Walnut Veneer SNT = Solid Walnut	Finish options for glass: G = Glass	Options for metal:		PC = With Power Cutout PN = No Power Cutout
	310 = Smoke Opaque 400 = Clear 402 = Black Opaque 403 = Grey Opaque 404 = Warm White Opaque 405 = Mist Opaque 406 = Denim Opaque 407 = Pewter Opaque 408 = Peppercorn Opaque 901 = Amber 902 = Designer White Opaque 911 = Warm Brick 929 = Nutmeg 937 = Bark 984 = Dark Roast 993 = Sumatra	310 = Smoke Opaque 400 = Clear 402 = Black Opaque 403 = Grey Opaque 404 = Warm White Opaque 405 = Mist Opaque 406 = Denim Opaque 407 = Pewter Opaque 408 = Peppercorn Opaque 902 = Designer White Opaque 911 = Warm Brick 929 = Nutmeg 937 = Bark 984 = Dark Roast 993 = Sumatra	W11 = White (back painted glass) BL1 = Black (back painted glass) CG1 = Cool Grey (back painted glass) WG1 = Warm Grey (back painted glass)  Options for engineered stone   quartz: EQ = Engineered Quartz CUI = Cumulous ST1 = Storm Grey  Options for solid surfaces S = Solid Surface: DWI = Designer White	BL = Black Powder Coat WI = White Powder Coat LG = Light Grey Powder Coat POL = Polished Chrome  COLUMN FINISH:  Options for wood finish:  <i>See finishes listed at left for Ash (AH), and Walnut (NT) veneer finishes.</i> AH = Ash Veneer NT = Walnut Veneer  Options for metal finish:  BL = Black Powder Coat WI = White Powder Coat LG = Light Grey Powder Coat POL = Polished Chrome		
	METAL FINISH: BASE			Options for metal finish:		
				BL = Black Powder Coat WI = White Powder Coat LG = Light Grey Powder Coat POL = Polished Chrome		

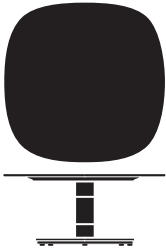
HTB01801Q-1630.Top.Collar.Column.Base.Power Example: HTB01801Q-1630.AH400.BL.AH400.BL.PN





Model	Dimensions			List Price	Top Options						
	OH	OW	OD		Ash Veneer	Ash Solid	Walnut Veneer	Walnut Solid	Glass	Engineered Quartz	Solid Surface
<b>Meki Coffee Table</b> HTB01801Q-1636	16	36	36	3,930	+0	+1,200	+125	+1,900	+850	+3,425	+1,450

Collar Options		Column Options				Base Options	
Powder Coat	Polished Chrome	Ash Veneer	Walnut Veneer	Powder Coat	Polished Chrome	Powder Coat	Polished Chrome
+0	+425	+0	+100	+250	+375	+0	+325



**Note: Power must be ordered separately.**  
(see pages 29-30 for power options.)

Soft Square | Ash Veneer Top | Powder Coat Collar and Base | Ash Column | No Power

PLEASE SPECIFY THE FOLLOWING TO ORDER:

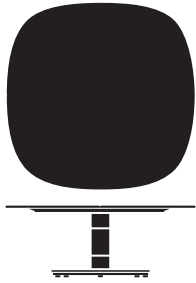
MODEL NUMBER	TOP MATERIALS   FINISH	METAL FINISH: COLLAR	POWER/DATA CAPABILITY:
	<p>Options for wood finishes: AH = Ash Veneer SAH = Solid Ash</p> <p>Options for wood finishes: NT = Walnut Veneer SNT = Solid Walnut</p> <p>Options for wood finishes: 310 = Smoke Opaque 400 = Clear 402 = Black Opaque 403 = Grey Opaque 404 = Warm White Opaque 405 = Mist Opaque 406 = Denim Opaque 407 = Pewter Opaque 408 = Peppercorn Opaque 901 = Amber 902 = Designer White Opaque 911 = Warm Brick 929 = Nutmeg 937 = Bark 984 = Dark Roast 993 = Sumatra</p> <p>Options for wood finishes: 310 = Smoke Opaque 400 = Clear 402 = Black Opaque 403 = Grey Opaque 404 = Warm White Opaque 405 = Mist Opaque 406 = Denim Opaque 407 = Pewter Opaque 408 = Peppercorn Opaque 902 = Designer White Opaque 911 = Warm Brick 929 = Nutmeg 937 = Bark 984 = Dark Roast 993 = Sumatra</p> <p>Finish options for glass: G = Glass W11 = White (back painted glass) BL1 = Black (back painted glass) CG1 = Cool Grey (back painted glass) WG1 = Warm Grey (back painted glass)</p> <p>Options for engineered stone   quartz: EQ = Engineered Quartz CUI = Cumulous ST1 = Storm Grey</p> <p>Options for solid surfaces S = Solid Surface: DWI = Designer White</p>	<p>Options for metal: BL = Black Powder Coat WI = White Powder Coat LG = Light Grey Powder Coat POL = Polished Chrome</p> <p>COLUMN FINISH: Options for wood finish: <i>See finishes listed at left for Ash (AH), and Walnut (NT) veneer finishes.</i> AH = Ash Veneer NT = Walnut Veneer</p> <p>Options for metal finish: BL = Black Powder Coat WI = White Powder Coat LG = Light Grey Powder Coat POL = Polished Chrome</p> <p>METAL FINISH: BASE Options for metal finish: BL = Black Powder Coat WI = White Powder Coat LG = Light Grey Powder Coat POL = Polished Chrome</p>	<p>PC = With Power Cutout PN = No Power Cutout</p>

HTB01801Q-1636.Top.Collar.Column.Base.Power Example: HTB01801Q-1636.AH400.BL.AH400.BL.PN



Model	Dimensions			List Price	Top Options						
	OH	OW	OD		Ash Veneer	Ash Solid	Walnut Veneer	Walnut Solid	Glass	Engineered Quartz	Solid Surface
<b>Meki Coffee Table</b> HTB01801Q-1642	16	42	42	4,590	+0	+1,500	+150	+2,500	+1,200	+4,425	+1,950

Collar Options		Column Options				Base Options	
Powder Coat	Polished Chrome	Ash Veneer	Walnut Veneer	Powder Coat	Polished Chrome	Powder Coat	Polished Chrome
+0	+425	+0	+100	+250	+375	+0	+325



**Note: Power must be ordered separately.**  
(see pages 29-30 for power options.)

Soft Square | Ash Veneer Top | Powder Coat Collar and Base | Ash Column | No Power

PLEASE SPECIFY THE FOLLOWING TO ORDER:


MODEL NUMBER	TOP MATERIALS   FINISH	METAL FINISH: COLLAR	POWER/DATA CAPABILITY:
	<p>Options for wood finishes: AH = Ash Veneer SAH = Solid Ash</p> <p>Options for wood finishes: NT = Walnut Veneer SNT = Solid Walnut</p> <p>Options for wood finishes: 310 = Smoke Opaque 400 = Clear 402 = Black Opaque 403 = Grey Opaque 404 = Warm White Opaque 405 = Mist Opaque 406 = Denim Opaque 407 = Pewter Opaque 408 = Peppercorn Opaque 901 = Amber 902 = Designer White Opaque 911 = Warm Brick 929 = Nutmeg 937 = Bark 984 = Dark Roast 993 = Sumatra</p> <p>Options for wood finishes: 310 = Smoke Opaque 400 = Clear 402 = Black Opaque 403 = Grey Opaque 404 = Warm White Opaque 405 = Mist Opaque 406 = Denim Opaque 407 = Pewter Opaque 408 = Peppercorn Opaque 902 = Designer White Opaque 911 = Warm Brick 929 = Nutmeg 937 = Bark 984 = Dark Roast 993 = Sumatra</p> <p>Finish options for glass: G = Glass WII = White (back painted glass) BLI = Black (back painted glass) CGI = Cool Grey (back painted glass) WGI = Warm Grey (back painted glass)</p> <p>Options for engineered stone   quartz: EQ = Engineered Quartz CUI = Cumulous STI = Storm Grey</p> <p>Options for solid surfaces S = Solid Surface: DWI = Designer White</p>	<p>Options for metal: BL = Black Powder Coat WI = White Powder Coat LG = Light Grey Powder Coat POL = Polished Chrome</p> <p>COLUMN FINISH: Options for wood finish: <i>See finishes listed at left for Ash (AH), and Walnut (NT) veneer finishes.</i> AH = Ash Veneer NT = Walnut Veneer</p> <p>Options for metal finish: BL = Black Powder Coat WI = White Powder Coat LG = Light Grey Powder Coat POL = Polished Chrome</p> <p>METAL FINISH: BASE Options for metal finish: BL = Black Powder Coat WI = White Powder Coat LG = Light Grey Powder Coat POL = Polished Chrome</p>	<p>PC = With Power Cutout PN = No Power Cutout</p>

HTB01801Q-1642.Top.Collar.Column.Base.Power Example: HTB01801Q-1642.AH400.BL.AH400.BL.PN



Model	Dimensions			List Price	Top Options						
	OH	OW	OD		Ash Veneer	Ash Solid	Walnut Veneer	Walnut Solid	Glass	Engineered Quartz	Solid Surface
<b>Meki Coffee Table</b> HTB01801Q-1648	16	48	48	6,025	+0	+1,800	+175	+3,100	+1,600	+6,425	+2,700

Collar Options		Column Options				Base Options	
Powder Coat	Polished Chrome	Ash Veneer	Walnut Veneer	Powder Coat	Polished Chrome	Powder Coat	Polished Chrome
+0	+425	+0	+100	+300	+425	+0	+550



**Note: Power must be ordered separately.**  
(see pages 29-30 for power options.)

Soft Square | Ash Veneer Top | Powder Coat Collar and Base | Ash Column | No Power

PLEASE SPECIFY THE FOLLOWING TO ORDER:

MODEL NUMBER	TOP MATERIALS   FINISH	METAL FINISH: COLLAR	POWER/DATA CAPABILITY:
	<p>Options for wood finishes: AH = Ash Veneer SAH = Solid Ash</p> <p>Options for wood finishes: NT = Walnut Veneer SNT = Solid Walnut</p> <p>Options for wood finishes: 310 = Smoke Opaque 400 = Clear 402 = Black Opaque 403 = Grey Opaque 404 = Warm White Opaque 405 = Mist Opaque 406 = Denim Opaque 407 = Pewter Opaque 408 = Peppercorn Opaque 901 = Amber 902 = Designer White Opaque 911 = Warm Brick 929 = Nutmeg 937 = Bark 984 = Dark Roast 993 = Sumatra</p> <p>Options for wood finishes: 310 = Smoke Opaque 400 = Clear 402 = Black Opaque 403 = Grey Opaque 404 = Warm White Opaque 405 = Mist Opaque 406 = Denim Opaque 407 = Pewter Opaque 408 = Peppercorn Opaque 902 = Designer White Opaque 911 = Warm Brick 929 = Nutmeg 937 = Bark 984 = Dark Roast 993 = Sumatra</p> <p>Finish options for glass: G = Glass WII = White (back painted glass) BLI = Black (back painted glass) CGI = Cool Grey (back painted glass) WGI = Warm Grey (back painted glass)</p> <p>Options for engineered stone   quartz: EQ = Engineered Quartz CUI = Cumulous STI = Storm Grey</p> <p>Options for solid surfaces S = Solid Surface: DWI = Designer White</p>	<p>Options for metal: BL = Black Powder Coat WI = White Powder Coat LG = Light Grey Powder Coat POL = Polished Chrome</p> <p>COLUMN FINISH: Options for wood finish: <i>See finishes listed at left for Ash (AH), and Walnut (NT) veneer finishes.</i> AH = Ash Veneer NT = Walnut Veneer</p> <p>Options for metal finish: BL = Black Powder Coat WI = White Powder Coat LG = Light Grey Powder Coat POL = Polished Chrome</p> <p>METAL FINISH: BASE Options for metal finish: BL = Black Powder Coat WI = White Powder Coat LG = Light Grey Powder Coat POL = Polished Chrome</p>	<p>PC = With Power Cutout PN = No Power Cutout</p>

HTB01801Q-1648.Top.Collar.Column.Base.Power Example: HTB01801Q-1648.AH400.BL.AH400.BL.PN



Model	Dimensions		List Price	Top Options						
	OH	Diameter		Ash Veneer	Ash Solid	Walnut Veneer	Walnut Solid	Glass	Engineered Quartz	Solid Surface
<b>Meki Side Table</b> HTB01801R-2030	20	30	3,340	+0	+900	+100	+1,300	+550	+2,725	+1,050

Collar Options		Column Options				Base Options	
Powder Coat	Polished Chrome	Ash Veneer	Walnut Veneer	Powder Coat	Polished Chrome	Powder Coat	Polished Chrome
+0	+425	+0	+100	+250	+375	+0	+325



**Note: Power must be ordered separately.**  
(see pages 29-30 for power options.)

Round | Ash Veneer Top | Powder Coat Collar and Base | Ash Column | No Power

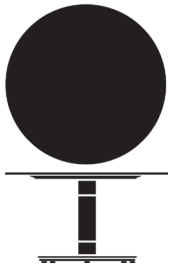
PLEASE SPECIFY THE FOLLOWING TO ORDER:

MODEL NUMBER	TOP MATERIALS   FINISH	METAL FINISH: COLLAR	POWER/DATA CAPABILITY:
	<p>Options for wood finishes: AH = Ash Veneer SAH = Solid Ash</p> <p>Options for wood finishes: NT = Walnut Veneer SNT = Solid Walnut</p> <p>Options for wood finishes: 310 = Smoke Opaque 400 = Clear 402 = Black Opaque 403 = Grey Opaque 404 = Warm White Opaque 405 = Mist Opaque 406 = Denim Opaque 407 = Pewter Opaque 408 = Peppercorn Opaque 901 = Amber 902 = Designer White Opaque 911 = Warm Brick 929 = Nutmeg 937 = Bark 984 = Dark Roast 993 = Sumatra</p> <p>Options for wood finishes: 310 = Smoke Opaque 400 = Clear 402 = Black Opaque 403 = Grey Opaque 404 = Warm White Opaque 405 = Mist Opaque 406 = Denim Opaque 407 = Pewter Opaque 408 = Peppercorn Opaque 902 = Designer White Opaque 911 = Warm Brick 929 = Nutmeg 937 = Bark 984 = Dark Roast 993 = Sumatra</p> <p>Finish options for glass: G = Glass W11 = White (back painted glass) BL1 = Black (back painted glass) CG1 = Cool Grey (back painted glass) WG1 = Warm Grey (back painted glass)</p> <p>Options for engineered stone   quartz: EQ = Engineered Quartz CUI = Cumulous ST1 = Storm Grey</p> <p>Options for solid surfaces S = Solid Surface: DWI = Designer White</p>	<p>Options for metal: BL = Black Powder Coat WI = White Powder Coat LG = Light Grey Powder Coat POL = Polished Chrome</p> <p>COLUMN FINISH: Options for wood finish: <i>See finishes listed at left for Ash (AH), and Walnut (NT) veneer finishes.</i> AH = Ash Veneer NT = Walnut Veneer</p> <p>Options for metal finish: BL = Black Powder Coat WI = White Powder Coat LG = Light Grey Powder Coat POL = Polished Chrome</p> <p>METAL FINISH: BASE Options for metal finish: BL = Black Powder Coat WI = White Powder Coat LG = Light Grey Powder Coat POL = Polished Chrome</p>	<p>PC = With Power Cutout PN = No Power Cutout</p>

HTB01801R-2030.Top.Collar.Column.Base.Power Example: HTB01801R-2030.AH400.BL.AH400.BL.PN

Model	Dimensions		List Price	Top Options						
	OH	Diameter		Ash Veneer	Ash Solid	Walnut Veneer	Walnut Solid	Glass	Engineered Quartz	Solid Surface
Meki Side Table										
HTB01801R-2036	20	36	3,995	+0	+1,200	+125	+1,900	+850	+3,425	+1,450

Collar Options		Column Options			Base Options		
Powder Coat	Polished Chrome	Ash Veneer	Walnut Veneer	Powder Coat	Polished Chrome	Powder Coat	Polished Chrome
+0	+425	+0	+100	+250	+375	+0	+325



**Note: Power must be ordered separately.**  
(see pages 29-30 for power options.)

Round | Ash Veneer Top | Powder Coat Collar and Base | Ash Column | No Power


PLEASE SPECIFY THE FOLLOWING TO ORDER:

MODEL NUMBER	TOP MATERIALS   FINISH	METAL FINISH: COLLAR	POWER/DATA CAPABILITY:	
	<p>Options for wood finishes: AH = Ash Veneer SAH = Solid Ash</p> <p>Options for wood finishes: NT = Walnut Veneer SNT = Solid Walnut</p> <p>Options for wood finishes: 310 = Smoke Opaque 400 = Clear 402 = Black Opaque 403 = Grey Opaque 404 = Warm White Opaque 405 = Mist Opaque 406 = Denim Opaque 407 = Pewter Opaque 408 = Peppercorn Opaque 901 = Amber 902 = Designer White Opaque 911 = Warm Brick 929 = Nutmeg 937 = Bark 984 = Dark Roast 993 = Sumatra</p> <p>Options for wood finishes: 310 = Smoke Opaque 400 = Clear 402 = Black Opaque 403 = Grey Opaque 404 = Warm White Opaque 405 = Mist Opaque 406 = Denim Opaque 407 = Pewter Opaque 408 = Peppercorn Opaque 902 = Designer White Opaque 911 = Warm Brick 929 = Nutmeg 937 = Bark 984 = Dark Roast 993 = Sumatra</p> <p>Options for wood finishes: 310 = Smoke Opaque 400 = Clear 402 = Black Opaque 403 = Grey Opaque 404 = Warm White Opaque 405 = Mist Opaque 406 = Denim Opaque 407 = Pewter Opaque 408 = Peppercorn Opaque 902 = Designer White Opaque 911 = Warm Brick 929 = Nutmeg 937 = Bark 984 = Dark Roast 993 = Sumatra</p> <p>Options for wood finishes: 310 = Smoke Opaque 400 = Clear 402 = Black Opaque 403 = Grey Opaque 404 = Warm White Opaque 405 = Mist Opaque 406 = Denim Opaque 407 = Pewter Opaque 408 = Peppercorn Opaque 902 = Designer White Opaque 911 = Warm Brick 929 = Nutmeg 937 = Bark 984 = Dark Roast 993 = Sumatra</p>	<p>Options for metal:</p> <p>BL = Black Powder Coat WI = White Powder Coat LG = Light Grey Powder Coat POL = Polished Chrome</p> <p>COLUMN FINISH:</p> <p>Options for wood finish: <i>See finishes listed at left for Ash (AH), and Walnut (NT) veneer finishes.</i> AH = Ash Veneer NT = Walnut Veneer</p> <p>Options for metal finish:</p> <p>BL = Black Powder Coat WI = White Powder Coat LG = Light Grey Powder Coat POL = Polished Chrome</p> <p>METAL FINISH: BASE</p> <p>Options for metal finish:</p> <p>BL = Black Powder Coat WI = White Powder Coat LG = Light Grey Powder Coat POL = Polished Chrome</p>	<p>Options for glass: G = Glass WII = White (back painted glass) BLI = Black (back painted glass) CGI = Cool Grey (back painted glass) WGI = Warm Grey (back painted glass)</p> <p>Options for engineered stone   quartz: EQ = Engineered Quartz CUI = Cumulus STI = Storm Grey</p> <p>Options for solid surfaces S = Solid Surface: DWI = Designer White</p>	<p>PC = With Power Cutout PN = No Power Cutout</p>

HTB01801R-2036.Top.Collar.Column.Base.Power Example: HTB01801R-2036.AH400.BL.AH400.BL.PN

Model	Dimensions		List Price	Top Options						
	OH	Diameter		Ash Veneer	Ash Solid	Walnut Veneer	Walnut Solid	Glass	Engineered Quartz	Solid Surface
<b>Meki Side Table</b> HTB01801R-2042	20	42	4,650	+0	+1,500	+150	+2,500	+1,200	+4,425	+1,950

Collar Options		Column Options				Base Options	
Powder Coat	Polished Chrome	Ash Veneer	Walnut Veneer	Powder Coat	Polished Chrome	Powder Coat	Polished Chrome
+0	+425	+0	+100	+250	+375	+0	+325



**Note: Power must be ordered separately.**  
(see pages 29-30 for power options.)

Round | Ash Veneer Top | Powder Coat Collar and Base | Ash Column | No Power


PLEASE SPECIFY THE FOLLOWING TO ORDER:

MODEL NUMBER	TOP MATERIALS   FINISH	METAL FINISH: COLLAR	POWER/DATA CAPABILITY:
	<p>Options for wood finishes: AH = Ash Veneer SAH = Solid Ash</p> <p>Options for wood finishes: NT = Walnut Veneer SNT = Solid Walnut</p> <p>Options for wood finishes: 310 = Smoke Opaque 400 = Clear 402 = Black Opaque 403 = Grey Opaque 404 = Warm White Opaque 405 = Mist Opaque 406 = Denim Opaque 407 = Pewter Opaque 408 = Peppercorn Opaque 901 = Amber 902 = Designer White Opaque 911 = Warm Brick 929 = Nutmeg 937 = Bark 984 = Dark Roast 993 = Sumatra</p> <p>Options for wood finishes: 310 = Smoke Opaque 400 = Clear 402 = Black Opaque 403 = Grey Opaque 404 = Warm White Opaque 405 = Mist Opaque 406 = Denim Opaque 407 = Pewter Opaque 408 = Peppercorn Opaque 902 = Designer White Opaque 911 = Warm Brick 929 = Nutmeg 937 = Bark 984 = Dark Roast 993 = Sumatra</p> <p>Finish options for glass: G = Glass WII = White (back painted glass) BLI = Black (back painted glass) CGI = Cool Grey (back painted glass) WGI = Warm Grey (back painted glass)</p> <p>Options for engineered stone   quartz: EQ = Engineered Quartz CUI = Cumulous STI = Storm Grey</p> <p>Options for solid surfaces S = Solid Surface: DWI = Designer White</p>	<p>Options for metal: BL = Black Powder Coat WI = White Powder Coat LG = Light Grey Powder Coat POL = Polished Chrome</p> <p>COLUMN FINISH: Options for wood finish: <i>See finishes listed at left for Ash (AH), and Walnut (NT) veneer finishes.</i> AH = Ash Veneer NT = Walnut Veneer</p> <p>Options for metal finish: BL = Black Powder Coat WI = White Powder Coat LG = Light Grey Powder Coat POL = Polished Chrome</p> <p>METAL FINISH: BASE Options for metal finish: BL = Black Powder Coat WI = White Powder Coat LG = Light Grey Powder Coat POL = Polished Chrome</p>	<p>PC = With Power Cutout PN = No Power Cutout</p>

HTB01801R-2042.Top.Collar.Column.Base.Power Example: HTB01801R-2042.AH400.BL.AH400.BL.PN

Model	Dimensions		List Price	Top Options						
	OH	Diameter		Ash Veneer	Ash Solid	Walnut Veneer	Walnut Solid	Glass	Engineered Quartz	Solid Surface
<b>Meki Side Table</b> HTB01801R-2048	20	48	6,100	+0	+1,800	+175	+3,100	+1,600	+6,425	+2,700

Collar Options		Column Options			Base Options		
Powder Coat	Polished Chrome	Ash Veneer	Walnut Veneer	Powder Coat	Polished Chrome	Powder Coat	Polished Chrome
+0	+425	+0	+100	+300	+425	+0	+550



**Note: Power must be ordered separately.**  
(see pages 29-30 for power options.)

Round | Ash Veneer Top | Powder Coat Collar and Base | Ash Column | No Power

PLEASE SPECIFY THE FOLLOWING TO ORDER:


<p><b>MODEL NUMBER</b></p>	<p><b>TOP MATERIALS   FINISH</b></p> <p>Options for wood finishes: AH = Ash Veneer SAH = Solid Ash</p> <p>Options for wood finishes: NT = Walnut Veneer SNT = Solid Walnut</p> <p>Options for wood finishes: G = Glass</p> <p>Options for engineered stone   quartz: EQ = Engineered Quartz</p> <p>Options for solid surfaces: S = Solid Surface:</p>	<p><b>METAL FINISH: COLLAR</b></p> <p>Options for metal:</p> <p>Options for wood finish:</p> <p>Options for metal finish:</p>	<p><b>POWER/DATA CAPABILITY:</b></p> <p>Options for metal finish:</p>		
	<p>310 = Smoke Opaque</p> <p>400 = Clear</p> <p>402 = Black Opaque</p> <p>403 = Grey Opaque</p> <p>404 = Warm White Opaque</p> <p>405 = Mist Opaque</p> <p>406 = Denim Opaque</p> <p>407 = Pewter Opaque</p> <p>408 = Peppercorn Opaque</p> <p>901 = Amber</p> <p>902 = Designer White Opaque</p> <p>911 = Warm Brick</p> <p>929 = Nutmeg</p> <p>937 = Bark</p> <p>984 = Dark Roast</p> <p>993 = Sumatra</p>	<p>310 = Smoke Opaque</p> <p>400 = Clear</p> <p>402 = Black Opaque</p> <p>403 = Grey Opaque</p> <p>404 = Warm White Opaque</p> <p>405 = Mist Opaque</p> <p>406 = Denim Opaque</p> <p>407 = Pewter Opaque</p> <p>408 = Peppercorn Opaque</p> <p>902 = Designer White Opaque</p> <p>911 = Warm Brick</p> <p>929 = Nutmeg</p> <p>937 = Bark</p> <p>984 = Dark Roast</p> <p>993 = Sumatra</p>	<p>W11 = White (back painted glass)</p> <p>BL1 = Black (back painted glass)</p> <p>CG1 = Cool Grey (back painted glass)</p> <p>WG1 = Warm Grey (back painted glass)</p> <p>CUI = Cumulous</p> <p>ST1 = Storm Grey</p> <p>DWI = Designer White</p>	<p>BL = Black Powder Coat</p> <p>WI = White Powder Coat</p> <p>LG = Light Grey Powder Coat</p> <p>POL = Polished Chrome</p>	<p>PC = With Power Cutout</p> <p>PN = No Power Cutout</p>
		<p><b>METAL FINISH: BASE</b></p> <p>Options for metal finish:</p> <p>BL = Black Powder Coat</p> <p>WI = White Powder Coat</p> <p>LG = Light Grey Powder Coat</p> <p>POL = Polished Chrome</p>			

HTB01801R-2048.Top.Collar.Column.Base.Power Example: HTB01801R-2048.AH400.BL.AH400.BL.PN



Model	Dimensions		List Price	Top Options						
	OH	Diameter		Ash Veneer	Ash Solid	Walnut Veneer	Walnut Solid	Glass	Engineered Quartz	Solid Surface
<b>Meki Side Table</b> HTB01801R-2054	20	54	6,750	+0	+2,200	+275	+4,100	+2,050	+8,925	+3,700

Collar Options		Column Options				Base Options	
Powder Coat	Polished Chrome	Ash Veneer	Walnut Veneer	Powder Coat	Polished Chrome	Powder Coat	Polished Chrome
+0	+425	+0	+100	+300	+425	+0	+550



*Note: Power must be ordered separately.  
(see pages 29-30 for power options.)*

Round | Ash Veneer Top | Powder Coat Collar and Base | Ash Column | No Power

PLEASE SPECIFY THE FOLLOWING TO ORDER:

<p><b>MODEL NUMBER</b></p>	<p><b>TOP MATERIALS   FINISH</b></p> <p>Options for wood finishes: AH = Ash Veneer SAH = Solid Ash</p> <p>Options for wood finishes: NT = Walnut Veneer SNT = Solid Walnut</p> <p>Options for wood finishes: G = Glass</p> <p>Options for engineered stone   quartz: EQ = Engineered Quartz</p> <p>Options for solid surfaces: S = Solid Surface:</p>	<p><b>METAL FINISH: COLLAR</b></p> <p>Options for metal:</p> <p>Options for wood finish:</p> <p>Options for metal finish:</p>	<p><b>POWER/DATA CAPABILITY:</b></p> <p>Options for metal finish:</p>		
	<p>310 = Smoke Opaque</p> <p>400 = Clear</p> <p>402 = Black Opaque</p> <p>403 = Grey Opaque</p> <p>404 = Warm White Opaque</p> <p>405 = Mist Opaque</p> <p>406 = Denim Opaque</p> <p>407 = Pewter Opaque</p> <p>408 = Peppercorn Opaque</p> <p>901 = Amber</p> <p>902 = Designer White Opaque</p> <p>911 = Warm Brick</p> <p>929 = Nutmeg</p> <p>937 = Bark</p> <p>984 = Dark Roast</p> <p>993 = Sumatra</p>	<p>310 = Smoke Opaque</p> <p>400 = Clear</p> <p>402 = Black Opaque</p> <p>403 = Grey Opaque</p> <p>404 = Warm White Opaque</p> <p>405 = Mist Opaque</p> <p>406 = Denim Opaque</p> <p>407 = Pewter Opaque</p> <p>408 = Peppercorn Opaque</p> <p>902 = Designer White Opaque</p> <p>911 = Warm Brick</p> <p>929 = Nutmeg</p> <p>937 = Bark</p> <p>984 = Dark Roast</p> <p>993 = Sumatra</p>	<p>W11 = White (back painted glass)</p> <p>BL1 = Black (back painted glass)</p> <p>CG1 = Cool Grey (back painted glass)</p> <p>WG1 = Warm Grey (back painted glass)</p> <p>CUI = Cumulous</p> <p>ST1 = Storm Grey</p> <p>DWI = Designer White</p>	<p>BL = Black Powder Coat</p> <p>WI = White Powder Coat</p> <p>LG = Light Grey Powder Coat</p> <p>POL = Polished Chrome</p>	<p>PC = With Power Cutout</p> <p>PN = No Power Cutout</p>
		<p><b>METAL FINISH: BASE</b></p> <p>Options for metal finish:</p> <p>BL = Black Powder Coat</p> <p>WI = White Powder Coat</p> <p>LG = Light Grey Powder Coat</p> <p>POL = Polished Chrome</p>			


HTB01801R-2054.Top.Collar.Column.Base.Power Example: HTB01801R-2054.AH400.BL.AH400.BL.PN





Model	Dimensions		List Price	Top Options						
	OH	Diameter		Ash Veneer	Ash Solid	Walnut Veneer	Walnut Solid	Glass	Engineered Quartz	Solid Surface
<b>Meki Side Table</b>										
HTB01801R-2060	20	60	8,195	+0	+2,700	+400	+5,300	+2,550	+11,925	+4,950

Collar Options		Column Options				Base Options	
Powder Coat	Polished Chrome	Ash Veneer	Walnut Veneer	Powder Coat	Polished Chrome	Powder Coat	Polished Chrome
+0	+425	+0	+100	+350	+475	+0	+670



*Note: Power must be ordered separately.  
(see pages 29-30 for power options.)*

Round | Ash Veneer Top | Powder Coat Collar and Base | Ash Column | No Power

PLEASE SPECIFY THE FOLLOWING TO ORDER:


MODEL NUMBER	TOP MATERIALS   FINISH			METAL FINISH: COLLAR		POWER/DATA CAPABILITY:
	Options for wood finishes: AH = Ash Veneer SAH = Solid Ash	Options for wood finishes: NT = Walnut Veneer SNT = Solid Walnut	Finish options for glass: G = Glass W11 = White (back painted glass) BL1 = Black (back painted glass) CG1 = Cool Grey (back painted glass) WG1 = Warm Grey (back painted glass)	Options for metal: BL = Black Powder Coat WI = White Powder Coat LG = Light Grey Powder Coat POL = Polished Chrome		PC = With Power Cutout PN = No Power Cutout
	310 = Smoke Opaque 400 = Clear 402 = Black Opaque 403 = Grey Opaque 404 = Warm White Opaque 405 = Mist Opaque 406 = Denim Opaque 407 = Pewter Opaque 408 = Peppercorn Opaque 901 = Amber 902 = Designer White Opaque 911 = Warm Brick 929 = Nutmeg 937 = Bark 984 = Dark Roast 993 = Sumatra	310 = Smoke Opaque 400 = Clear 402 = Black Opaque 403 = Grey Opaque 404 = Warm White Opaque 405 = Mist Opaque 406 = Denim Opaque 407 = Pewter Opaque 408 = Peppercorn Opaque 902 = Designer White Opaque 911 = Warm Brick 929 = Nutmeg 937 = Bark 984 = Dark Roast 993 = Sumatra	Options for engineered stone   quartz: EQ = Engineered Quartz CUI = Cumulus ST1 = Storm Grey  Options for solid surfaces S = Solid Surface: DWI = Designer White	COLUMN FINISH:  Options for wood finish:  <i>See finishes listed at left for Ash (AH), and Walnut (NT) veneer finishes.</i> AH = Ash Veneer NT = Walnut Veneer  Options for metal finish: BL = Black Powder Coat WI = White Powder Coat LG = Light Grey Powder Coat POL = Polished Chrome		
				METAL FINISH: BASE  Options for metal finish: BL = Black Powder Coat WI = White Powder Coat LG = Light Grey Powder Coat POL = Polished Chrome		

HTB01801R-2060.Top.Collar.Column.Base.Power Example: HTB01801R-2060.AH400.BL.AH400.BL.PN



Model	Dimensions			List Price	Top Options							
	OH	OW	OD		Ash Veneer	Ash Solid	Walnut Veneer	Walnut Solid	Glass	Engineered Quartz	Solid Surface	
<b>Meki Side Table</b>												
<b>HTB01801Q-2030</b>	<b>20</b>	<b>30</b>	<b>30</b>	<b>3,340</b>	<b>+0</b>	<b>+900</b>	<b>+100</b>	<b>+1,300</b>	<b>+550</b>	<b>+2,725</b>	<b>+1,050</b>	

Collar Options		Column Options				Base Options	
Powder Coat	Polished Chrome	Ash Veneer	Walnut Veneer	Powder Coat	Polished Chrome	Powder Coat	Polished Chrome
<b>+0</b>	<b>+425</b>	<b>+0</b>	<b>+100</b>	<b>+250</b>	<b>+375</b>	<b>+0</b>	<b>+325</b>



*Note: Power must be ordered separately.  
(see pages 29-30 for power options.)*

Soft Square | Ash Veneer Top | Powder Coat Collar and Base | Ash Column | No Power

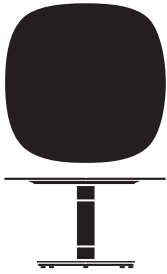
PLEASE SPECIFY THE FOLLOWING TO ORDER:

MODEL NUMBER	TOP MATERIALS   FINISH	METAL FINISH: COLLAR	POWER/DATA CAPABILITY:
	<p>Options for wood finishes: AH = Ash Veneer SAH = Solid Ash</p> <p>Options for wood finishes: NT = Walnut Veneer SNT = Solid Walnut</p> <p>Options for wood finishes: 310 = Smoke Opaque 400 = Clear 402 = Black Opaque 403 = Grey Opaque 404 = Warm White Opaque 405 = Mist Opaque 406 = Denim Opaque 407 = Pewter Opaque 408 = Peppercorn Opaque 901 = Amber 902 = Designer White Opaque 911 = Warm Brick 929 = Nutmeg 937 = Bark 984 = Dark Roast 993 = Sumatra</p> <p>Options for wood finishes: 310 = Smoke Opaque 400 = Clear 402 = Black Opaque 403 = Grey Opaque 404 = Warm White Opaque 405 = Mist Opaque 406 = Denim Opaque 407 = Pewter Opaque 408 = Peppercorn Opaque 902 = Designer White Opaque 911 = Warm Brick 929 = Nutmeg 937 = Bark 984 = Dark Roast 993 = Sumatra</p> <p>Finish options for glass: G = Glass W11 = White (back painted glass) BL1 = Black (back painted glass) CG1 = Cool Grey (back painted glass) WG1 = Warm Grey (back painted glass)</p> <p>Options for engineered stone   quartz: EQ = Engineered Quartz CUI = Cumulus ST1 = Storm Grey</p> <p>Options for solid surfaces S = Solid Surface: DWI = Designer White</p>	<p>Options for metal: BL = Black Powder Coat WI = White Powder Coat LG = Light Grey Powder Coat POL = Polished Chrome</p> <p>COLUMN FINISH: Options for wood finish: <i>See finishes listed at left for Ash (AH), and Walnut (NT) veneer finishes.</i> AH = Ash Veneer NT = Walnut Veneer</p> <p>Options for metal finish: BL = Black Powder Coat WI = White Powder Coat LG = Light Grey Powder Coat POL = Polished Chrome</p> <p>METAL FINISH: BASE Options for metal finish: BL = Black Powder Coat WI = White Powder Coat LG = Light Grey Powder Coat POL = Polished Chrome</p>	<p>PC = With Power Cutout PN = No Power Cutout</p>

HTB01801Q-2030.Top.Collar.Column.Base.Power Example: HTB01801Q-2030.AH400.BL.AH400.BL.PN

Model	Dimensions			List Price	Top Options						
	OH	OW	OD		Ash Veneer	Ash Solid	Walnut Veneer	Walnut Solid	Glass	Engineered Quartz	Solid Surface
Meki Side Table											
HTB01801Q-2036	20	36	36	3,995	+0	+1,200	+125	+1,900	+850	+3,425	+1,450

Collar Options		Column Options				Base Options	
Powder Coat	Polished Chrome	Ash Veneer	Walnut Veneer	Powder Coat	Polished Chrome	Powder Coat	Polished Chrome
+0	+425	+0	+100	+250	+375	+0	+325



**Note: Power must be ordered separately.**  
(see pages 29-30 for power options.)

Soft Square | Ash Veneer Top | Powder Coat Collar and Base | Ash Column | No Power

PLEASE SPECIFY THE FOLLOWING TO ORDER:

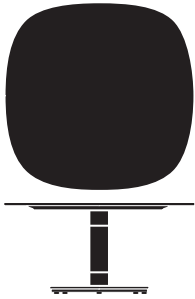
MODEL NUMBER	TOP MATERIALS   FINISH	METAL FINISH: COLLAR	POWER/DATA CAPABILITY:
	<p>Options for wood finishes: AH = Ash Veneer SAH = Solid Ash</p> <p>Options for wood finishes: NT = Walnut Veneer SNT = Solid Walnut</p> <p>Options for wood finishes: 310 = Smoke Opaque 400 = Clear 402 = Black Opaque 403 = Grey Opaque 404 = Warm White Opaque 405 = Mist Opaque 406 = Denim Opaque 407 = Pewter Opaque 408 = Peppercorn Opaque 901 = Amber 902 = Designer White Opaque 911 = Warm Brick 929 = Nutmeg 937 = Bark 984 = Dark Roast 993 = Sumatra</p> <p>Options for wood finishes: 310 = Smoke Opaque 400 = Clear 402 = Black Opaque 403 = Grey Opaque 404 = Warm White Opaque 405 = Mist Opaque 406 = Denim Opaque 407 = Pewter Opaque 408 = Peppercorn Opaque 902 = Designer White Opaque 911 = Warm Brick 929 = Nutmeg 937 = Bark 984 = Dark Roast 993 = Sumatra</p> <p>Finish options for glass: G = Glass W11 = White (back painted glass) BL1 = Black (back painted glass) CG1 = Cool Grey (back painted glass) WG1 = Warm Grey (back painted glass)</p> <p>Options for engineered stone   quartz: EQ = Engineered Quartz CUI = Cumulous ST1 = Storm Grey</p> <p>Options for solid surfaces S = Solid Surface: DWI = Designer White</p>	<p>Options for metal: BL = Black Powder Coat WI = White Powder Coat LG = Light Grey Powder Coat POL = Polished Chrome</p> <p>COLUMN FINISH: Options for wood finish: <i>See finishes listed at left for Ash (AH), and Walnut (NT) veneer finishes.</i> AH = Ash Veneer NT = Walnut Veneer</p> <p>Options for metal finish: BL = Black Powder Coat WI = White Powder Coat LG = Light Grey Powder Coat POL = Polished Chrome</p> <p>METAL FINISH: BASE Options for metal finish: BL = Black Powder Coat WI = White Powder Coat LG = Light Grey Powder Coat POL = Polished Chrome</p>	<p>PC = With Power Cutout PN = No Power Cutout</p>

HTB01801Q-2036.Top.Collar.Column.Base.Power Example: HTB01801Q-2036.AH400.BL.AH400.BL.PN



Model	Dimensions			List Price	Top Options							
	OH	OW	OD		Ash Veneer	Ash Solid	Walnut Veneer	Walnut Solid	Glass	Engineered Quartz	Solid Surface	
Meki Side Table												
HTB01801Q-2042	20	42	42	4,650	+0	+1,500	+150	+2,500	+1,200	+4,425	+1,950	

Collar Options		Column Options				Base Options	
Powder Coat	Polished Chrome	Ash Veneer	Walnut Veneer	Powder Coat	Polished Chrome	Powder Coat	Polished Chrome
+0	+425	+0	+100	+250	+375	+0	+325



**Note: Power must be ordered separately.**  
(see pages 29-30 for power options.)

Soft Square | Ash Veneer Top | Powder Coat Collar and Base | Ash Column | No Power

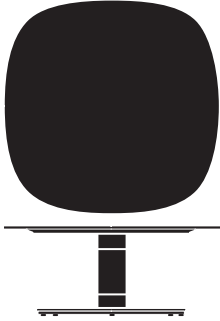
PLEASE SPECIFY THE FOLLOWING TO ORDER:

MODEL NUMBER	TOP MATERIALS   FINISH	METAL FINISH: COLLAR	POWER/DATA CAPABILITY:
	<p>Options for wood finishes: AH = Ash Veneer SAH = Solid Ash</p> <p>Options for wood finishes: NT = Walnut Veneer SNT = Solid Walnut</p> <p>Options for wood finishes: 310 = Smoke Opaque 400 = Clear 402 = Black Opaque 403 = Grey Opaque 404 = Warm White Opaque 405 = Mist Opaque 406 = Denim Opaque 407 = Pewter Opaque 408 = Peppercorn Opaque 901 = Amber 902 = Designer White Opaque 911 = Warm Brick 929 = Nutmeg 937 = Bark 984 = Dark Roast 993 = Sumatra</p>	<p>Options for wood finish: See finishes listed at left for Ash (AH), and Walnut (NT) veneer finishes. AH = Ash Veneer NT = Walnut Veneer</p> <p>Options for metal finish: BL = Black Powder Coat WI = White Powder Coat LG = Light Grey Powder Coat POL = Polished Chrome</p>	<p>Options for metal: BL = Black Powder Coat WI = White Powder Coat LG = Light Grey Powder Coat POL = Polished Chrome</p> <p>Options for metal finish: BL = Black Powder Coat WI = White Powder Coat LG = Light Grey Powder Coat POL = Polished Chrome</p>
	<p>Options for wood finishes: 310 = Smoke Opaque 400 = Clear 402 = Black Opaque 403 = Grey Opaque 404 = Warm White Opaque 405 = Mist Opaque 406 = Denim Opaque 407 = Pewter Opaque 408 = Peppercorn Opaque 902 = Designer White Opaque 911 = Warm Brick 929 = Nutmeg 937 = Bark 984 = Dark Roast 993 = Sumatra</p>	<p>Options for metal finish: BL = Black Powder Coat WI = White Powder Coat LG = Light Grey Powder Coat POL = Polished Chrome</p>	<p>Options for metal finish: BL = Black Powder Coat WI = White Powder Coat LG = Light Grey Powder Coat POL = Polished Chrome</p>

HTB01801Q-2042.Top.Collar.Column.Base.Power Example: HTB01801Q-2042.AH400.BL.AH400.BL.PN

Model	Dimensions			List Price	Top Options						
	OH	OW	OD		Ash Veneer	Ash Solid	Walnut Veneer	Walnut Solid	Glass	Engineered Quartz	Solid Surface
<b>Meki Side Table</b>											
<b>HTB01801Q-2048</b>	<b>20</b>	<b>48</b>	<b>48</b>	<b>6,100</b>	<b>+0</b>	<b>+1,800</b>	<b>+175</b>	<b>+3,100</b>	<b>+1,600</b>	<b>+6,425</b>	<b>+2,700</b>

Collar Options		Column Options				Base Options	
Powder Coat	Polished Chrome	Ash Veneer	Walnut Veneer	Powder Coat	Polished Chrome	Powder Coat	Polished Chrome
<b>+0</b>	<b>+425</b>	<b>+0</b>	<b>+100</b>	<b>+300</b>	<b>+425</b>	<b>+0</b>	<b>+550</b>



**Note: Power must be ordered separately.**  
(see pages 29-30 for power options.)

Soft Square | Ash Veneer Top | Powder Coat Collar and Base | Ash Column | No Power

PLEASE SPECIFY THE FOLLOWING TO ORDER:


MODEL NUMBER	TOP MATERIALS   FINISH		METAL FINISH: COLLAR		POWER/DATA CAPABILITY:
	Options for wood finishes: AH = Ash Veneer SAH = Solid Ash	Options for wood finishes: NT = Walnut Veneer SNT = Solid Walnut	Finish options for glass: G = Glass W11 = White (back painted glass) BL1 = Black (back painted glass) CG1 = Cool Grey (back painted glass) WG1 = Warm Grey (back painted glass)	Options for metal: BL = Black Powder Coat WI = White Powder Coat LG = Light Grey Powder Coat POL = Polished Chrome	PC = With Power Cutout PN = No Power Cutout
	310 = Smoke Opaque 400 = Clear 402 = Black Opaque 403 = Grey Opaque 404 = Warm White Opaque 405 = Mist Opaque 406 = Denim Opaque 407 = Pewter Opaque 408 = Peppercorn Opaque 901 = Amber 902 = Designer White Opaque 911 = Warm Brick 929 = Nutmeg 937 = Bark 984 = Dark Roast 993 = Sumatra	310 = Smoke Opaque 400 = Clear 402 = Black Opaque 403 = Grey Opaque 404 = Warm White Opaque 405 = Mist Opaque 406 = Denim Opaque 407 = Pewter Opaque 408 = Peppercorn Opaque 902 = Designer White Opaque 911 = Warm Brick 929 = Nutmeg 937 = Bark 984 = Dark Roast 993 = Sumatra	Options for engineered stone   quartz: EQ = Engineered Quartz CUI = Cumulous ST1 = Storm Grey  Options for solid surfaces S = Solid Surface: DWI = Designer White	COLUMN FINISH:  Options for wood finish: <i>See finishes listed at left for Ash (AH), and Walnut (NT) veneer finishes.</i> AH = Ash Veneer NT = Walnut Veneer  Options for metal finish: BL = Black Powder Coat WI = White Powder Coat LG = Light Grey Powder Coat POL = Polished Chrome	
				METAL FINISH: BASE  Options for metal finish: BL = Black Powder Coat WI = White Powder Coat LG = Light Grey Powder Coat POL = Polished Chrome	

HTB01801Q-2048.Top.Collar.Column.Base.Power Example: HTB01801Q-2048.AH400.BL.AH400.BL.PN



Model	Dimensions			List Price	Top Options							
	OH	OW	OD		Ash Veneer	Ash Solid	Walnut Veneer	Walnut Solid	Glass	Engineered Quartz	Solid Surface	
Meki Side Table												
HTB01801Q-2054	20	54	54	6,750	+0	+2,200	+275	+4,100	+2,050	+8,925	+3,700	

Collar Options		Column Options				Base Options	
Powder Coat	Polished Chrome	Ash Veneer	Walnut Veneer	Powder Coat	Polished Chrome	Powder Coat	Polished Chrome
+0	+425	+0	+100	+300	+425	+0	+550



**Note: Power must be ordered separately.**  
(see pages 29-30 for power options.)

Soft Square | Ash Veneer Top | Powder Coat Collar and Base | Ash Column | No Power

PLEASE SPECIFY THE FOLLOWING TO ORDER:


<p><b>MODEL NUMBER</b></p>	<p><b>TOP MATERIALS   FINISH</b></p> <p>Options for wood finishes: AH = Ash Veneer SAH = Solid Ash</p> <p>Options for wood finishes: NT = Walnut Veneer SNT = Solid Walnut</p> <p>Options for wood finishes: 310 = Smoke Opaque 400 = Clear 402 = Black Opaque 403 = Grey Opaque 404 = Warm White Opaque 405 = Mist Opaque 406 = Denim Opaque 407 = Pewter Opaque 408 = Peppercorn Opaque 901 = Amber 902 = Designer White Opaque 911 = Warm Brick 929 = Nutmeg 937 = Bark 984 = Dark Roast 993 = Sumatra</p>	<p>Options for wood finishes: 310 = Smoke Opaque 400 = Clear 402 = Black Opaque 403 = Grey Opaque 404 = Warm White Opaque 405 = Mist Opaque 406 = Denim Opaque 407 = Pewter Opaque 408 = Peppercorn Opaque 902 = Designer White Opaque 911 = Warm Brick 929 = Nutmeg 937 = Bark 984 = Dark Roast 993 = Sumatra</p>	<p>Finish options for glass: G = Glass W11 = White (back painted glass) BL1 = Black (back painted glass) CG1 = Cool Grey (back painted glass) WG1 = Warm Grey (back painted glass)</p> <p>Options for engineered stone   quartz: EQ = Engineered Quartz CUI = Cumulous ST1 = Storm Grey</p> <p>Options for solid surfaces S = Solid Surface: DWI = Designer White</p>	<p><b>METAL FINISH: COLLAR</b></p> <p>Options for metal: BL = Black Powder Coat WI = White Powder Coat LG = Light Grey Powder Coat POL = Polished Chrome</p> <p><b>COLUMN FINISH:</b></p> <p>Options for wood finish: <i>See finishes listed at left for Ash (AH), and Walnut (NT) veneer finishes.</i> AH = Ash Veneer NT = Walnut Veneer</p> <p>Options for metal finish: BL = Black Powder Coat WI = White Powder Coat LG = Light Grey Powder Coat POL = Polished Chrome</p> <p><b>METAL FINISH: BASE</b></p> <p>Options for metal finish: BL = Black Powder Coat WI = White Powder Coat LG = Light Grey Powder Coat POL = Polished Chrome</p>	<p><b>POWER/DATA CAPABILITY:</b></p> <p>PC = With Power Cutout PN = No Power Cutout</p>
----------------------------	-----------------------------------------------------------------------------------------------------------------------------------------------------------------------------------------------------------------------------------------------------------------------------------------------------------------------------------------------------------------------------------------------------------------------------------------------------------------------------------------------------------------------------------------------------------------------------------------------	--------------------------------------------------------------------------------------------------------------------------------------------------------------------------------------------------------------------------------------------------------------------------------------------------------------------------------------------------------------------------------	---------------------------------------------------------------------------------------------------------------------------------------------------------------------------------------------------------------------------------------------------------------------------------------------------------------------------------------------------------------------------------------------------------------	---------------------------------------------------------------------------------------------------------------------------------------------------------------------------------------------------------------------------------------------------------------------------------------------------------------------------------------------------------------------------------------------------------------------------------------------------------------------------------------------------------------------------------------------------------------------------------------------------------------------------------------------------------------------------------------------------------------	---------------------------------------------------------------------------------------------

HTB01801Q-2054.Top.Collar.Column.Base.Power Example: HTB01801Q-2054.AH400.BL.AH400.BL.PN



Model	Dimensions			List Price	Top Options						
	OH	OW	OD		Ash Veneer	Ash Solid	Walnut Veneer	Walnut Solid	Glass	Engineered Quartz	Solid Surface
<b>Meki Side Table</b>											
<b>HTB01801Q-2060</b>	<b>20</b>	<b>60</b>	<b>60</b>	<b>8,195</b>	<b>+0</b>	<b>+2,700</b>	<b>+400</b>	<b>+5,300</b>	<b>+2,550</b>	<b>+11,925</b>	<b>+4,950</b>

Collar Options		Column Options				Base Options	
Powder Coat	Polished Chrome	Ash Veneer	Walnut Veneer	Powder Coat	Polished Chrome	Powder Coat	Polished Chrome
<b>+0</b>	<b>+425</b>	<b>+0</b>	<b>+100</b>	<b>+350</b>	<b>+475</b>	<b>+0</b>	<b>+670</b>



*Note: Power must be ordered separately.  
(see pages 29-30 for power options.)*

Soft Square | Ash Veneer Top | Powder Coat Collar and Base | Ash Column | No Power

PLEASE SPECIFY THE FOLLOWING TO ORDER:

MODEL NUMBER	TOP MATERIALS   FINISH	METAL FINISH: COLLAR	POWER/DATA CAPABILITY:	
	<p>Options for wood finishes: AH = Ash Veneer SAH = Solid Ash</p> <p>Options for wood finishes: NT = Walnut Veneer SNT = Solid Walnut</p> <p>Options for wood finishes: 310 = Smoke Opaque 400 = Clear 402 = Black Opaque 403 = Grey Opaque 404 = Warm White 405 = Mist Opaque 406 = Denim Opaque 407 = Pewter Opaque 408 = Peppercorn Opaque 901 = Amber 902 = Designer White Opaque 911 = Warm Brick 929 = Nutmeg 937 = Bark 984 = Dark Roast 993 = Sumatra</p> <p>Options for wood finishes: 310 = Smoke Opaque 400 = Clear 402 = Black Opaque 403 = Grey Opaque 404 = Warm White Opaque 405 = Mist Opaque 406 = Denim Opaque 407 = Pewter Opaque 408 = Peppercorn Opaque 902 = Designer White Opaque 911 = Warm Brick 929 = Nutmeg 937 = Bark 984 = Dark Roast 993 = Sumatra</p> <p>Options for wood finishes: 310 = Smoke Opaque 400 = Clear 402 = Black Opaque 403 = Grey Opaque 404 = Warm White Opaque 405 = Mist Opaque 406 = Denim Opaque 407 = Pewter Opaque 408 = Peppercorn Opaque 902 = Designer White Opaque 911 = Warm Brick 929 = Nutmeg 937 = Bark 984 = Dark Roast 993 = Sumatra</p> <p>Options for wood finishes: 310 = Smoke Opaque 400 = Clear 402 = Black Opaque 403 = Grey Opaque 404 = Warm White Opaque 405 = Mist Opaque 406 = Denim Opaque 407 = Pewter Opaque 408 = Peppercorn Opaque 902 = Designer White Opaque 911 = Warm Brick 929 = Nutmeg 937 = Bark 984 = Dark Roast 993 = Sumatra</p>	<p>Options for metal:</p> <p>BL = Black Powder Coat WI = White Powder Coat LG = Light Grey Powder Coat POL = Polished Chrome</p> <p>COLUMN FINISH:</p> <p>Options for wood finish: <i>See finishes listed at left for Ash (AH), and Walnut (NT) veneer finishes.</i> AH = Ash Veneer NT = Walnut Veneer</p> <p>Options for metal finish:</p> <p>BL = Black Powder Coat WI = White Powder Coat LG = Light Grey Powder Coat POL = Polished Chrome</p> <p>METAL FINISH: BASE</p> <p>Options for metal finish:</p> <p>BL = Black Powder Coat WI = White Powder Coat LG = Light Grey Powder Coat POL = Polished Chrome</p>	<p>Options for metal:</p> <p>BL = Black Powder Coat WI = White Powder Coat LG = Light Grey Powder Coat POL = Polished Chrome</p> <p>COLUMN FINISH:</p> <p>Options for wood finish: <i>See finishes listed at left for Ash (AH), and Walnut (NT) veneer finishes.</i> AH = Ash Veneer NT = Walnut Veneer</p> <p>Options for metal finish:</p> <p>BL = Black Powder Coat WI = White Powder Coat LG = Light Grey Powder Coat POL = Polished Chrome</p> <p>METAL FINISH: BASE</p> <p>Options for metal finish:</p> <p>BL = Black Powder Coat WI = White Powder Coat LG = Light Grey Powder Coat POL = Polished Chrome</p>	<p>Options for metal:</p> <p>BL = Black Powder Coat WI = White Powder Coat LG = Light Grey Powder Coat POL = Polished Chrome</p> <p>COLUMN FINISH:</p> <p>Options for wood finish: <i>See finishes listed at left for Ash (AH), and Walnut (NT) veneer finishes.</i> AH = Ash Veneer NT = Walnut Veneer</p> <p>Options for metal finish:</p> <p>BL = Black Powder Coat WI = White Powder Coat LG = Light Grey Powder Coat POL = Polished Chrome</p> <p>METAL FINISH: BASE</p> <p>Options for metal finish:</p> <p>BL = Black Powder Coat WI = White Powder Coat LG = Light Grey Powder Coat POL = Polished Chrome</p>

HTB01801Q-2060.Top.Collar.Column.Base.Power Example: HTB01801Q-2060.AH400.BL.AH400.BL.PN



MODEL NUMBER	WEIGHT	CUBES	PAGE
HTB01801R-1620	40 LBS.	17.4	31
HTB01801R-1624	45 LBS.	21.7	32
HTB01801R-1630	50 LBS.	29.1	33
HTB01801R-1636	55 LBS.	37.6	34
HTB01801R-1642	60 LBS.	47.2	35
HTB01801R-1648	60 LBS.	57.8	36
HTB01801Q-1620	40 LBS.	17.4	37
HTB01801Q-1624	45 LBS.	21.7	38
HTB01801Q-1630	50 LBS.	29.1	39
HTB01801Q-1636	55 LBS.	37.6	40
HTB01801Q-1642	60 LBS.	47.2	41
HTB01801Q-1648	60 LBS.	57.8	42
HTB01801R-2030	45 LBS.	33.6	43
HTB01801R-2036	50 LBS.	43.4	44
HTB01801R-2042	55 LBS.	54.4	45
HTB01801R-2048	60 LBS.	66.7	46
HTB01801R-2054	65 LBS.	80.3	47
HTB01801R-2060	70 LBS.	95.1	48
HTB01801Q-2030	45 LBS.	33.6	49
HTB01801Q-2036	50 LBS.	43.4	50
HTB01801Q-2042	55 LBS.	54.4	51
HTB01801Q-2048	60 LBS.	66.7	52
HTB01801Q-2054	65 LBS.	80.3	53
HTB01801Q-2060	70 LBS.	95.1	54





---

## Nest Table Series Specifications

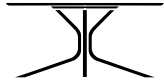

---

<b>Surface</b>	Laminate   Wood   Solid Surface
<b>Laminate</b>	<p>Nest tables are available with a laminate top overlay surface with a radiused edge, painted to match, top is 3/4" thick. Laminate material is SCS Indoor Advantage™ Certified.</p> <p>Due to the radiused edge used with laminate tops, the soft protective edge band is not a part of this design.</p>
<b>Veneers</b>	<p>Veneer top, 3/4" thick with radiused edge. Top surfaces are not available with the painted finish option. HBF Designer White paint is available for the wood base only. Top surfaces are not available with the painted finish.</p>
<b>Solid Surfaces</b>	<p>Solid surface tops, 1" thick with a radiused edge.</p> <p>Solid surface "Care Kits" ship with each order. Additional kits available for \$54 List per kit.</p>
<b>Shape</b>	Round
<b>Bases</b>	<p>Coffee tables and collaborative tables are standard with black powder coat finish or optional white powder coat or polished stainless steel with levelers.</p> <p>Satellite tables are available with an Oak base as well as the black powder coat finish, optional white powder coat, and polished stainless steel with glides. Oak wood base is available in all HBF standard finishes and custom finishes.</p>
<b>Notes</b>	<p>Nest satellite table construction has been tested and approved for a load bearing weight of 25 pounds or less. All Nest satellite and work tables are warrantied under normal commercial office single shift use and conditions, which does not include high use areas, higher education, healthcare or hospitality environments.</p>

---



Nest Coffee Table



Style Number	Top Description	List Price	OH	DIA	Shipping Weight	Cube
HTK21101R-2042	laminata	3,570	20	42	84	24.5

Round Top | Metal Base - Black Powder Coat

ANSI/BIFMA LEVEL® Furniture Sustainability Standard certified  
Indoor Advantage™ certified

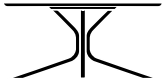

PLEASE SPECIFY THE FOLLOWING TO ORDER:

MODEL NUMBER	TOP	FINISH			BASE FINISH
	Indicate top:	Options for laminate finishes:	Options for wood finishes:	Options for solid surface:	Options for metal finish:
	PL = Laminata	PL = Laminata	RK = Oak +\$325	S = Solid Surface +\$2175	BL = Black Powder Coat
	RK = Oak	701 = Bourbon Cherry	310 = Smoke Opaque	AW = Alabaster White	PSS = Polished Stainless Steel +\$200
	S = Solid Surface	7935 = Shaker Cherry	400 = Clear		WI = White Powder Coat
		7943 = Columbian Walnut	402 = Black Opaque	Options for solid surfaces	
		7964 = Skyline Walnut	403 = Grey Opaque	S = Solid Surface: +\$2275	
		7965 = Walnut Heights	404 = Warm White Opaque	DWI = Designer White	
		BW = Beigewood	405 = Mist Opaque		
		WP110 = Looks Likatre	406 = Denim Opaque		
		SW803 = Eggshell White	407 = Pewter Opaque		
		SW806 = Carnation White	408 = Peppercorn Opaque		
		WH = Designer White	901 = Amber		
			902 = Designer White Opaque		
			911 = Warm Brick		
			929 = Nutmeg		
			937 = Bark		
			984 = Dark Roast		
			993 = Sumatra		

HTK21101R-2042.Top.Base Example: HTK21101R-2042.PL701.BL



Nest Coffee Table



Style Number	Top Description	List Price	OH	DIA	Shipping Weight	Cube
HTK21101R-2048	laminata	3,925	20	48	135	26.2

Round Top | Metal Base - Black Powder Coat

ANSI/BIFMA LEVEL® Furniture Sustainability Standard certified  
Indoor Advantage™ certified

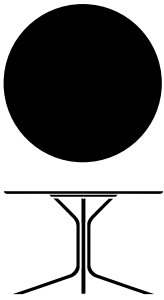
PLEASE SPECIFY THE FOLLOWING TO ORDER:

MODEL NUMBER	TOP	FINISH	BASE FINISH		
	<p>Indicate top:</p> <ul style="list-style-type: none"> <li>PL = Laminata</li> <li>RK = Oak</li> <li>S = Solid Surface</li> </ul>	<p>Options for laminate finishes:</p> <p>PL = Laminata</p> <ul style="list-style-type: none"> <li>701 = Bourbon Cherry</li> <li>7935 = Shaker Cherry</li> <li>7943 = Columbian Walnut</li> <li>7964 = Skyline Walnut</li> <li>7965 = Walnut Heights</li> <li>BW = Beigewood</li> <li>WP110 = Looks Likatre</li> <li>SW803 = Eggshell White</li> <li>SW806 = Carnation White</li> <li>WH = Designer White</li> </ul>	<p>Options for wood finishes:</p> <p>RK = Oak +\$350</p> <ul style="list-style-type: none"> <li>310 = Smoke Opaque</li> <li>400 = Clear</li> <li>402 = Black Opaque</li> <li>403 = Grey Opaque</li> <li>404 = Warm White Opaque</li> <li>405 = Mist Opaque</li> <li>406 = Denim Opaque</li> <li>407 = Pewter Opaque</li> <li>408 = Peppercorn Opaque</li> <li>901 = Amber</li> <li>902 = Designer White Opaque</li> <li>911 = Warm Brick</li> <li>929 = Nutmeg</li> <li>937 = Bark</li> <li>984 = Dark Roast</li> <li>993 = Sumatra</li> </ul>	<p>Options for solid surface:</p> <p>S = Solid Surface +\$2800</p> <p>AW = Alabaster White</p> <p>Options for solid surfaces</p> <p>S = Solid Surface: +\$3225</p> <p>DWI = Designer White</p>	<p>Options for metal finish:</p> <ul style="list-style-type: none"> <li>BL = Black Powder Coat</li> <li>PSS = Polished Stainless Steel +\$200</li> <li>WI = White Powder Coat</li> </ul>

HTK21101R-2048.Top.Base Example: HTK21101R-2048.PL701.BL



Nest Side Table



Style Number	Top Description	List Price	OH	DIA	Shipping Weight	Cube
HTK21101R-2842	laminare	4,120	28	42	85	24.5

Round Top | Metal Base - Black Powder Coat

ANSI/BIFMA LEVEL® Furniture Sustainability Standard certified  
Indoor Advantage™ certified

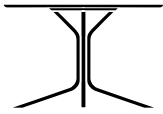

PLEASE SPECIFY THE FOLLOWING TO ORDER:

MODEL NUMBER	TOP	FINISH			BASE FINISH
	Indicate top:	Options for laminate finishes:	Options for wood finishes:	Options for solid surface:	Options for metal finish:
	PL = Laminate	PL = Laminate	RK = Oak +\$325	S = Solid Surface +\$2175	BL = Black Powder Coat
	RK = Oak	701 = Bourbon Cherry	310 = Smoke Opaque	AW = Alabaster White	PSS = Polished Stainless Steel +\$200
	S = Solid Surface	7935 = Shaker Cherry	400 = Clear		WI = White Powder Coat
		7943 = Columbian Walnut	402 = Black Opaque	Options for solid surfaces	
		7964 = Skyline Walnut	403 = Grey Opaque	S = Solid Surface: +\$2275	
		7965 = Walnut Heights	404 = Warm White Opaque	DWI = Designer White	
		BW = Beigewood	405 = Mist Opaque		
		WP110 = Looks Likatre	406 = Denim Opaque		
		SW803 = Eggshell White	407 = Pewter Opaque		
		SW806 = Carnation White	408 = Peppercorn Opaque		
		WH = Designer White	901 = Amber		
			902 = Designer White Opaque		
			911 = Warm Brick		
			929 = Nutmeg		
			937 = Bark		
			984 = Dark Roast		
			993 = Sumatra		

HTK21101R-2042.Top.Base Example: HTK21101R-2042.PL701.BL



Nest Side Table



Style Number	Top Description	List Price	OH	DIA	Shipping Weight	Cube
HTK21101R-2848	laminata	4,465	28	48	100	26.2

Round Top | Metal Base - Black Powder Coat

ANSI/BIFMA LEVEL® Furniture Sustainability Standard certified  
Indoor Advantage™ certified

PLEASE SPECIFY THE FOLLOWING TO ORDER:

MODEL NUMBER	TOP	FINISH			BASE FINISH
	Indicate top:	Options for laminate finishes:	Options for wood finishes:	Options for solid surface:	Options for metal finish:
	PL = Laminate	PL = Laminate	RK = Oak +\$350	S = Solid Surface +\$2800	BL = Black Powder Coat
	RK = Oak	701 = Bourbon Cherry	310 = Smoke Opaque	AW = Alabaster White	PSS = Polished Stainless Steel +\$200
	S = Solid Surface	7935 = Shaker Cherry	400 = Clear		WI = White Powder Coat
		7943 = Columbian Walnut	402 = Black Opaque	Options for solid surfaces	
		7964 = Skyline Walnut	403 = Grey Opaque	S = Solid Surface: +\$3225	
		7965 = Walnut Heights	404 = Warm White Opaque	DWI = Designer White	
		BW = Beigewood	405 = Mist Opaque		
		WP110 = Looks Likatre	406 = Denim Opaque		
		SW803 = Eggshell White	407 = Pewter Opaque		
		SW806 = Carnation White	408 = Peppercorn Opaque		
		WH = Designer White	901 = Amber		
			902 = Designer White Opaque		
			911 = Warm Brick		
			929 = Nutmeg		
			937 = Bark		
			984 = Dark Roast		
			993 = Sumatra		

HTK21101R-2048.Top.Base Example: HTK21101R-2048.RK400.BL



**Nest Satellite Table**



Round Top | Oak Base

<i>Style Number</i>	<i>Top Description</i>	<i>List Price</i>	<i>OH</i>	<i>DIA</i>	<i>Shipping Weight</i>	<i>Cube</i>
<b>HTK21101R-2515</b>	<i>laminate</i>	<b>1,280</b>	25½	15¾	15	8

Round Top | Oak Base

ANSI/BIFMA LEVEL® Furniture Sustainability Standard certified  
Indoor Advantage™ certified


PLEASE SPECIFY THE FOLLOWING TO ORDER:

MODEL NUMBER	TOP	FINISH	BASE FINISH
	Indicate top:	Options for laminate finishes: PL = Laminate	Options for wood finishes: RK = Oak +\$125
	PL = Laminate	701 = Bourbon Cherry	310 = Smoke Opaque
	RK = Oak	7935 = Shaker Cherry	400 = Clear
	W = Wood	7943 = Columbian Walnut	402 = Black Opaque
	S = Solid Surface	7964 = Skyline Walnut	403 = Grey Opaque
		7965 = Walnut Heights	404 = Warm White Opaque
		BW = Beigewood	405 = Mist Opaque
		WP110 = Looks Likatre	406 = Denim Opaque
		SW803 = Eggshell White	407 = Pewter Opaque
		SW806 = Carnation White	408 = Peppercorn Opaque
		WH = Designer White	901 = Amber
			902 = Designer White Opaque
			911 = Warm Brick
			929 = Nutmeg
			937 = Bark
			984 = Dark Roast
			993 = Sumatra
		Options for solid surfaces: S = Solid Surface (standard) +\$600	
		AW = Alabaster White (premium) +\$700	
		DWI = Designer White	
			Options for wood finishes: RK = Oak
			310 = Smoke Opaque
			400 = Clear
			402 = Black Opaque
			403 = Grey Opaque
			404 = Warm White Opaque
			405 = Mist Opaque
			406 = Denim Opaque
			407 = Pewter Opaque
			408 = Peppercorn Opaque
			901 = Amber
			902 = Designer White Opaque
			911 = Warm Brick
			929 = Nutmeg
			931 = Cattail
			937 = Bark
			984 = Dark Roast
			993 = Sumatra

HTK21101R-2515.Top.Base Example: HTK21101R-2515.PLWH.RK400



**Nest Satellite Table**



<i>Style Number</i>	<i>Top Description</i>	<i>List Price</i>	<i>OH</i>	<i>DIA</i>	<i>Shipping Weight</i>	<i>Cube</i>
<b>HTK21102R-2515</b>	<i>laminate</i>	<b>1,640</b>	25½	15¾	17	8

Round Top | Metal Base - Black Powder Coat

ANSI/BIFMA LEVEL® Furniture Sustainability Standard certified  
Indoor Advantage™ certified

PLEASE SPECIFY THE FOLLOWING TO ORDER:

MODEL NUMBER	TOP	FINISH	BASE FINISH
	Indicate top:	Options for laminate finishes: PL = Laminate	Options for metal finish:
	PL = Laminate	701 = Bourbon Cherry	BL = Black Powder Coat
	RK = Oak	7935 = Shaker Cherry	PSS = Polished Stainless Steel +\$200
	S = Solid Surface	7943 = Columbian Walnut	WI = White Powder Coat
		7964 = Skyline Walnut	
		7965 = Walnut Heights	
		BW = Beigewood	
		WP110 = Looks Likatré	
		SW803 = Eggshell White	
		SW806 = Carnation White	
		WH = Designer White	
		Options for solid surfaces: S = Solid Surface	
		(standard) +\$600	
		AW = Alabaster White	
		(premium) +\$700	
		DWI = Designer White	
		Options for wood finishes: RK = Oak +\$125	
		310 = Smoke Opaque	
		400 = Clear	
		402 = Black Opaque	
		403 = Grey Opaque	
		404 = Warm White Opaque	
		405 = Mist Opaque	
		406 = Denim Opaque	
		407 = Pewter Opaque	
		408 = Peppercorn Opaque	
		901 = Amber	
		902 = Designer White Opaque	
		911 = Warm Brick	
		929 = Nutmeg	
		937 = Bark	
		984 = Dark Roast	
		993 = Sumatra	

HTK21102R-2515.Top.Base Example: HTK21102R-2515.PLBW.BL



## November Occasional Table Series Specifications

<b>Surfaces</b>	Wood   Glass   Solid Surface
<b>Glass</b>	3/4" thick Glass
<b>Solid Surfaces</b>	Solid Surface Care Kits ship with each order. Additional kits available for \$54 List per kit.
<b>Shape</b>	Round
<b>Base</b>	Black Powder Coat   Brushed Stainless Steel   Polished Stainless Steel   Ash

### November Side Table



Style Number	Top Description	List Price	OH	DIA	Shipping Weight	Cube
HTN11301R-2220	wood	2,170	22¼	20	90	18.4

Round Top | Ash Base

ANSI/BIFMA LEVEL® Furniture Sustainability Standard certified  
Indoor Advantage™ certified

PLEASE SPECIFY THE FOLLOWING TO ORDER: \_\_\_\_\_


MODEL NUMBER	TOP	SPECIES & FINISH
	Indicate top: <input type="checkbox"/> W = Wood <input type="checkbox"/> G = Glass <input type="checkbox"/> S = Solid Surface	Options for wood finishes: AH = Ash <input type="checkbox"/> 310 = Smoke Opaque <input type="checkbox"/> 400 = Clear <input type="checkbox"/> 402 = Black Opaque <input type="checkbox"/> 403 = Grey Opaque <input type="checkbox"/> 404 = Warm White Opaque <input type="checkbox"/> 405 = Mist Opaque <input type="checkbox"/> 406 = Denim Opaque <input type="checkbox"/> 407 = Pewter Opaque <input type="checkbox"/> 408 = Peppercorn Opaque <input type="checkbox"/> 901 = Amber <input type="checkbox"/> 902 = Designer White Opaque <input type="checkbox"/> 911 = Warm Brick <input type="checkbox"/> 929 = Nutmeg <input type="checkbox"/> 937 = Bark <input type="checkbox"/> 984 = Dark Roast <input type="checkbox"/> 993 = Sumatra
		Finish options for glass: G = Glass +\$115 <input type="checkbox"/> BPW = Designer White (back painted glass)
		Options for solid surfaces: S = Solid Surface (standard) +\$950 <input type="checkbox"/> AW = Alabaster White (premium) +\$1000 <input type="checkbox"/> DWI = Designer White

HTN11301R-2220.Top.Base     Example: HTN11301R-2220.AW.AH400





November Coffee Table



Style Number	Top Description	List Price	OH	DIA	Shipping Weight	Cube
HTN11301R-1642	wood	4,080	16 $\frac{3}{8}$	42	90	24.5

Round Top | Ash Base

ANSI/BIFMA LEVEL® Furniture Sustainability Standard certified  
Indoor Advantage™ certified

PLEASE SPECIFY THE FOLLOWING TO ORDER: \_\_\_\_\_

MODEL NUMBER	TOP	SPECIES & FINISH
	<p>Indicate top:</p> <ul style="list-style-type: none"> <li><span style="background-color: #cccccc; padding: 2px;">W</span> = Wood</li> <li><span style="background-color: #cccccc; padding: 2px;">G</span> = Glass</li> <li><span style="background-color: #cccccc; padding: 2px;">S</span> = Solid Surface</li> </ul>	<p>Options for wood finishes:</p> <ul style="list-style-type: none"> <li>AH = Ash</li> <li><span style="background-color: #cccccc; padding: 2px;">310</span> = Smoke Opaque</li> <li><span style="background-color: #cccccc; padding: 2px;">400</span> = Clear</li> <li><span style="background-color: #cccccc; padding: 2px;">402</span> = Black Opaque</li> <li><span style="background-color: #cccccc; padding: 2px;">403</span> = Grey Opaque</li> <li><span style="background-color: #cccccc; padding: 2px;">404</span> = Warm White Opaque</li> <li><span style="background-color: #cccccc; padding: 2px;">405</span> = Mist Opaque</li> <li><span style="background-color: #cccccc; padding: 2px;">406</span> = Denim Opaque</li> <li><span style="background-color: #cccccc; padding: 2px;">407</span> = Pewter Opaque</li> <li><span style="background-color: #cccccc; padding: 2px;">408</span> = Peppercorn Opaque</li> <li><span style="background-color: #cccccc; padding: 2px;">901</span> = Amber</li> <li><span style="background-color: #cccccc; padding: 2px;">902</span> = Designer White Opaque</li> <li><span style="background-color: #cccccc; padding: 2px;">911</span> = Warm Brick</li> <li><span style="background-color: #cccccc; padding: 2px;">929</span> = Nutmeg</li> <li><span style="background-color: #cccccc; padding: 2px;">937</span> = Bark</li> <li><span style="background-color: #cccccc; padding: 2px;">984</span> = Dark Roast</li> <li><span style="background-color: #cccccc; padding: 2px;">993</span> = Sumatra</li> </ul>
		<p>Finish options for glass:</p> <ul style="list-style-type: none"> <li>G = Glass +\$225</li> <li><span style="background-color: #cccccc; padding: 2px;">BPW</span> = Designer White (back painted glass)</li> </ul> <p>Options for solid surfaces:</p> <ul style="list-style-type: none"> <li>S = Solid Surface (standard) +\$1825</li> <li><span style="background-color: #cccccc; padding: 2px;">AW</span> = Alabaster White (premium) +\$2075</li> <li><span style="background-color: #cccccc; padding: 2px;">DWI</span> = Designer White</li> </ul>

HTN11301R-1642.Top.Base      Example: HTN11301R-1642.GBPW.AH400



November Side Table



<i>Style Number</i>	<i>Top Description</i>	<i>List Price</i>	<i>OH</i>	<i>DIA</i>	<i>Shipping Weight</i>	<i>Cube</i>
HTN11302R-2220	wood	2,385	22¼	20	27	18

Round Top | Metal Base - Black Powder Coat

ANSI/BIFMA LEVEL® Furniture Sustainability Standard certified  
Indoor Advantage™ certified


PLEASE SPECIFY THE FOLLOWING TO ORDER: \_\_\_\_\_

MODEL NUMBER	TOP	SPECIES & FINISH	BASE FINISH	
	<p>Indicate top:</p> <ul style="list-style-type: none"> <li><span style="background-color: #cccccc; padding: 2px;">W</span> = Wood</li> <li><span style="background-color: #cccccc; padding: 2px;">G</span> = Glass</li> <li><span style="background-color: #cccccc; padding: 2px;">S</span> = Solid Surface</li> </ul>	<p>Options for wood finishes:</p> <p>AH = Ash</p> <ul style="list-style-type: none"> <li><span style="background-color: #cccccc; padding: 2px;">310</span> = Smoke Opaque</li> <li><span style="background-color: #cccccc; padding: 2px;">400</span> = Clear</li> <li><span style="background-color: #cccccc; padding: 2px;">402</span> = Black Opaque</li> <li><span style="background-color: #cccccc; padding: 2px;">403</span> = Grey Opaque</li> <li><span style="background-color: #cccccc; padding: 2px;">404</span> = Warm White Opaque</li> <li><span style="background-color: #cccccc; padding: 2px;">405</span> = Mist Opaque</li> <li><span style="background-color: #cccccc; padding: 2px;">406</span> = Denim Opaque</li> <li><span style="background-color: #cccccc; padding: 2px;">407</span> = Pewter Opaque</li> <li><span style="background-color: #cccccc; padding: 2px;">408</span> = Peppercorn Opaque</li> <li><span style="background-color: #cccccc; padding: 2px;">901</span> = Amber</li> <li><span style="background-color: #cccccc; padding: 2px;">902</span> = Designer White Opaque</li> <li><span style="background-color: #cccccc; padding: 2px;">911</span> = Warm Brick</li> <li><span style="background-color: #cccccc; padding: 2px;">929</span> = Nutmeg</li> <li><span style="background-color: #cccccc; padding: 2px;">937</span> = Bark</li> <li><span style="background-color: #cccccc; padding: 2px;">984</span> = Dark Roast</li> <li><span style="background-color: #cccccc; padding: 2px;">993</span> = Sumatra</li> </ul>	<p>Finish options for glass:</p> <p>G = Glass +\$225</p> <p><span style="background-color: #cccccc; padding: 2px;">BPW</span> = Designer White (back painted glass)</p> <p>Options for solid surfaces:</p> <p>S = Solid Surface (standard) +\$950</p> <p><span style="background-color: #cccccc; padding: 2px;">AW</span> = Alabaster White (premium) +\$1000</p> <p><span style="background-color: #cccccc; padding: 2px;">DWI</span> = Designer White</p>	<p>Options for metal finish:</p> <ul style="list-style-type: none"> <li><span style="background-color: #cccccc; padding: 2px;">BL</span> = Black Powder Coat</li> <li><span style="background-color: #cccccc; padding: 2px;">BSS</span> = Brushed Stainless Steel +\$100</li> <li><span style="background-color: #cccccc; padding: 2px;">PSS</span> = Polished Stainless Steel +\$200</li> <li><span style="background-color: #cccccc; padding: 2px;">WI</span> = White Powder Coat</li> </ul>

HTN11302R-2220.Top.Base      Example: HTN11302R-2220.AH400.BL



November Coffee Table



<i>Style Number</i>	<i>Top Description</i>	<i>List Price</i>	<i>OH</i>	<i>DIA</i>	<i>Shipping Weight</i>	<i>Cube</i>
<b>HTN11302R-1642</b>	<i>wood</i>	<b>4,495</b>	16 <sup>3</sup> / <sub>8</sub>	42	90	24.5

Round Top | Metal Base - Black Powder Coat

ANSI/BIFMA LEVEL® Furniture Sustainability Standard certified  
Indoor Advantage™ certified

PLEASE SPECIFY THE FOLLOWING TO ORDER: \_\_\_\_\_

MODEL NUMBER	TOP	SPECIES & FINISH	BASE FINISH	
	<p>Indicate top:</p> <ul style="list-style-type: none"> <li><span style="background-color: #cccccc; padding: 2px;">W</span> = Wood</li> <li><span style="background-color: #cccccc; padding: 2px;">G</span> = Glass</li> <li><span style="background-color: #cccccc; padding: 2px;">S</span> = Solid Surface</li> </ul>	<p>Options for wood finishes:</p> <p>AH = Ash</p> <ul style="list-style-type: none"> <li><span style="background-color: #cccccc; padding: 2px;">310</span> = Smoke Opaque</li> <li><span style="background-color: #cccccc; padding: 2px;">400</span> = Clear</li> <li><span style="background-color: #cccccc; padding: 2px;">402</span> = Black Opaque</li> <li><span style="background-color: #cccccc; padding: 2px;">403</span> = Grey Opaque</li> <li><span style="background-color: #cccccc; padding: 2px;">404</span> = Warm White Opaque</li> <li><span style="background-color: #cccccc; padding: 2px;">405</span> = Mist Opaque</li> <li><span style="background-color: #cccccc; padding: 2px;">406</span> = Denim Opaque</li> <li><span style="background-color: #cccccc; padding: 2px;">407</span> = Pewter Opaque</li> <li><span style="background-color: #cccccc; padding: 2px;">408</span> = Peppercorn Opaque</li> <li><span style="background-color: #cccccc; padding: 2px;">901</span> = Amber</li> <li><span style="background-color: #cccccc; padding: 2px;">902</span> = Designer White Opaque</li> <li><span style="background-color: #cccccc; padding: 2px;">911</span> = Warm Brick</li> <li><span style="background-color: #cccccc; padding: 2px;">929</span> = Nutmeg</li> <li><span style="background-color: #cccccc; padding: 2px;">937</span> = Bark</li> <li><span style="background-color: #cccccc; padding: 2px;">984</span> = Dark Roast</li> <li><span style="background-color: #cccccc; padding: 2px;">993</span> = Sumatra</li> </ul>	<p>Finish options for glass:</p> <p>G = Glass +\$225</p> <p><span style="background-color: #cccccc; padding: 2px;">BPW</span> = Designer White (back painted glass)</p> <p>Options for solid surfaces:</p> <p>S = Solid Surface (standard) +\$1825</p> <p><span style="background-color: #cccccc; padding: 2px;">AW</span> = Alabaster White (premium) +\$2075</p> <p><span style="background-color: #cccccc; padding: 2px;">DWI</span> = Designer White</p>	<p>Options for metal finish:</p> <ul style="list-style-type: none"> <li><span style="background-color: #cccccc; padding: 2px;">BL</span> = Black Powder Coat</li> <li><span style="background-color: #cccccc; padding: 2px;">BSS</span> = Brushed Stainless Steel +\$100</li> <li><span style="background-color: #cccccc; padding: 2px;">PSS</span> = Polished Stainless Steel +\$200</li> <li><span style="background-color: #cccccc; padding: 2px;">WI</span> = White Powder Coat</li> </ul>

HTN11302R-1642.Top.Base      Example: HTN11302R-1642.AH400.BL

## Oval Egg Table Series Specifications

**Surface** Wood | Solid Surface

**Solid Surfaces** Solid Surface Care Kits ship with each order. Additional kits available for \$54 List per kit.

**Shape** Oval Egg

**Bases** Recessed laminate base is standard in a matte black finish.

**Power** Powder Coat

***Salt Power Options (1 USB-2 amps per port)***



SABL1  
Black Powder Coat,  
Black Simplexes



SAW11  
White Powder Coat,  
White Simplexes

***Pepper Power Options (1 Power Receptacle)***



PABL1  
Black Powder Coat,  
Black Simplexes



PAW11  
White Powder Coat,  
White Simplexes

**Notes** Special sizes of Oval Egg tables are not available.  
Power is available on standard models HTB11803V and HTB11804V.



Oval Egg Side Table



Style Number	Top Description	List Price	OH	OW	OD	Shipping Weight	Cube
HTB10201V-181712	wood	2,260	18¾	17¼	12¾	29	3.6

Oval Top | Ash | Without Power

PLEASE SPECIFY THE FOLLOWING TO ORDER: \_\_\_\_\_

MODEL NUMBER	SPECIES & FINISH
	Options for wood finishes: AH = Ash
	310 = Smoke Opaque
	400 = Clear
	402 = Black Opaque
	403 = Grey Opaque
	404 = Warm White Opaque
	405 = Mist Opaque
	406 = Denim Opaque
	407 = Pewter Opaque
	408 = Peppercorn Opaque
	901 = Amber
	902 = Designer White Opaque
	911 = Warm Brick
	929 = Nutmeg
	937 = Bark
	984 = Dark Roast
	993 = Sumatra

HTB10201V-181712.Finish Example: HTB10201V-181712.AH400



**Oval Egg Side Table with Power**



Style Number	Top Description	List Price	OH	OW	OD	Shipping Weight	Cube
<b>HTB11803V-181712</b>	<i>wood</i>	<b>2,740</b>	18¾	17¼	12¾	29	3.6

Oval Top | Ash | Power

PLEASE SPECIFY THE FOLLOWING TO ORDER: \_\_\_\_\_

MODEL NUMBER	SPECIES & FINISH	POWER/DATA OPTIONS:
	Options for wood finishes: AH = Ash	(Salt by Byrne) - 1 USB (2 amps per port) SABLI = Black Powder Coat - Black Simplexes SAWII = White Powder Coat - White Simplexes
	310 = Smoke Opaque 400 = Clear 402 = Black Opaque 403 = Grey Opaque 404 = Warm White Opaque 405 = Mist Opaque 406 = Denim Opaque 407 = Pewter Opaque 408 = Peppercorn Opaque 901 = Amber 902 = Designer White Opaque 911 = Warm Brick 929 = Nutmeg 937 = Bark 984 = Dark Roast 993 = Sumatra	(Pepper by Byrne) - 1 Power Receptacle PABLI = Black Powder Coat - Black Simplexes PAWII = White Powder Coat - White Simplexes

HTB11803V-181712.Finish.Power Example: HTB11803V-181712.AH400.SABLI



### Oval Egg Side Table



<i>Style Number</i>	<i>Top Description</i>	<i>List Price</i>	<i>OH</i>	<i>OW</i>	<i>OD</i>	<i>Shipping Weight</i>	<i>Cube</i>
<b>HTB10202V-181712</b>	<i>solid surface</i>	<b>2,765</b>	18¾	17¼	12¾	42	3.6

Oval Top | Solid Surface | Without Power

PLEASE SPECIFY THE FOLLOWING TO ORDER: \_\_\_\_\_

MODEL NUMBER	SOLID SURFACE
	Options for solid surfaces: S = Solid Surface (standard) AW = Alabaster White (premium) +\$200 DWI = Designer White

HTB10202V-181712.Solid Surface    Example: HTB10202V-181712.SAW



### Oval Egg Side Table with Power



Style Number	Top Description	List Price	OH	OW	OD	Shipping Weight	Cube
HTB11804V-181712	solid surface	3,460	18¾	17¼	12¾	42	3.6

Oval Top | Solid Surface | Power

PLEASE SPECIFY THE FOLLOWING TO ORDER:

MODEL NUMBER	SOLID SURFACE  Options for solid surfaces: S = Solid Surface (standard) AW = Alabaster White (premium) +\$200 DWI = Designer White	POWER/DATA OPTIONS:  (Salt by Byrne) - 1 USB (2 amps per port) SABL1 = Black Powder Coat - Black Simplexes SAW11 = White Powder Coat - White Simplexes  (Pepper by Byrne) - 1 Power Receptacle PABL1 = Black Powder Coat - Black Simplexes PAW11 = White Powder Coat - White Simplexes
--------------	---------------------------------------------------------------------------------------------------------------------------------------------------------	----------------------------------------------------------------------------------------------------------------------------------------------------------------------------------------------------------------------------------------------------------------------------------------------------------------

HTB11804V-181712.Solid Surface.Power Example: HTB11804V-181712.AH400.SABL1





### Oval Egg Side Table



<i>Style Number</i>	<i>Top Description</i>	<i>List Price</i>	<i>OH</i>	<i>OW</i>	<i>OD</i>	<i>Shipping Weight</i>	<i>Cube</i>
HTB10201V-232317	wood	2,570	23	23	17	46	6.9

Side Table | Oval Top | Ash | Without Power

PLEASE SPECIFY THE FOLLOWING TO ORDER: \_\_\_\_\_

MODEL NUMBER	SPECIES & FINISH
	Options for wood finishes: AH = Ash
	310 = Smoke Opaque
	400 = Clear
	402 = Black Opaque
	403 = Grey Opaque
	404 = Warm White Opaque
	405 = Mist Opaque
	406 = Denim Opaque
	407 = Pewter Opaque
	408 = Peppercorn Opaque
	901 = Amber
	902 = Designer White Opaque
	911 = Warm Brick
	929 = Nutmeg
	937 = Bark
	984 = Dark Roast
	993 = Sumatra

HTB10201V-232317.Finish    Example: HTB10201V-232317.AH400



### Oval Egg Side Table with Power



Style Number	Top Description	List Price	OH	OW	OD	Shipping Weight	Cube
HTB11803V-232317	wood	3,055	23	23	17	46	6.9

Oval Top | Ash | Power

PLEASE SPECIFY THE FOLLOWING TO ORDER: \_\_\_\_\_

MODEL NUMBER	SPECIES & FINISH	POWER/DATA OPTIONS:
	Options for wood finishes: AH = Ash	(Salt by Byrne) - 1 USB (2 amps per port) SABLI = Black Powder Coat - Black Simplexes SAWII = White Powder Coat - White Simplexes
	310 = Smoke Opaque 400 = Clear 402 = Black Opaque 403 = Grey Opaque 404 = Warm White Opaque 405 = Mist Opaque 406 = Denim Opaque 407 = Pewter Opaque 408 = Peppercorn Opaque 901 = Amber 902 = Designer White Opaque 911 = Warm Brick 929 = Nutmeg 937 = Bark 984 = Dark Roast 993 = Sumatra	(Pepper by Byrne) - 1 Power Receptacle PABLI = Black Powder Coat - Black Simplexes PAWII = White Powder Coat - White Simplexes

HTB11803V-232317.Finish.Power Example: HTB11803V-232317.AH400.SABLI



Oval Egg Side Table



<i>Style Number</i>	<i>Top Description</i>	<i>List Price</i>	<i>OH</i>	<i>OW</i>	<i>OD</i>	<i>Shipping Weight</i>	<i>Cube</i>
HTB10202V-232317	solid surface	3,380	23	23	17	64	6.9

Oval Top | Solid Surface | Without Power

PLEASE SPECIFY THE FOLLOWING TO ORDER: \_\_\_\_\_

MODEL NUMBER

---

SOLID SURFACE

Options for solid surfaces:  
 S = Solid Surface  
 (standard)  
 AW = Alabaster White  
 (premium) +\$300  
 DWI = Designer White

---

HTB10202V-232317.Solid Surface    Example: HTB10202V-232317.SAW



### Oval Egg Side Table with Power



Style Number	Top Description	List Price	OH	OW	OD	Shipping Weight	Cube
HTB11804V-232317	solid surface	4,065	23	23	17	42	6.9

Oval Top | Solid Surface | Power

PLEASE SPECIFY THE FOLLOWING TO ORDER:

<p>MODEL NUMBER</p>	<p>SOLID SURFACE</p> <p>Options for solid surfaces: S = Solid Surface (standard) AW = Alabaster White (premium) +\$300 DWI = Designer White</p>	<p>POWER/DATA OPTIONS:</p> <p>(Salt by Byrne) - 1 USB (2 amps per port) SABL1 = Black Powder Coat - Black Simplexes SAW11 = White Powder Coat - White Simplexes</p> <p>(Pepper by Byrne) - 1 Power Receptacle PABL1 = Black Powder Coat - Black Simplexes PAW11 = White Powder Coat - White Simplexes</p>
---------------------	---------------------------------------------------------------------------------------------------------------------------------------------------------------------	---------------------------------------------------------------------------------------------------------------------------------------------------------------------------------------------------------------------------------------------------------------------------------------------------------------------------

HTB11804V-232317.Solid Surface.Power Example: HTB11804V-232317.SAW.SABL1



### Oval Egg Coffee Table



Style Number	Top Description	List Price	OH	OW	OD	Shipping Weight	Cube
HTB10201V-154634	wood	3,740	15¼	46	34	149	18

Oval Top | Ash | Without Power

PLEASE SPECIFY THE FOLLOWING TO ORDER: \_\_\_\_\_

MODEL NUMBER	SPECIES & FINISH
	Options for wood finishes: AH = Ash
	310 = Smoke Opaque
	400 = Clear
	402 = Black Opaque
	403 = Grey Opaque
	404 = Warm White Opaque
	405 = Mist Opaque
	406 = Denim Opaque
	407 = Pewter Opaque
	408 = Peppercorn Opaque
	901 = Amber
	902 = Designer White Opaque
	911 = Warm Brick
	929 = Nutmeg
	937 = Bark
	984 = Dark Roast
	993 = Sumatra

HTB10201V-154634.Finish    Example: HTB10201V-154634.AH400



**Oval Egg Coffee Table with Power**



Style Number	Top Description	List Price	OH	OW	OD	Shipping Weight	Cube
HTB11803V-154634	wood	4,215	15¼	46	34	152	18

Oval Top | Ash | Power

PLEASE SPECIFY THE FOLLOWING TO ORDER: \_\_\_\_\_

MODEL NUMBER	SPECIES & FINISH	POWER/DATA OPTIONS:
	Options for wood finishes: AH = Ash	(Salt by Byrne) - 1 USB (2 amps per port) SABLI = Black Powder Coat - Black Simplexes SAWII = White Powder Coat - White Simplexes
	310 = Smoke Opaque 400 = Clear 402 = Black Opaque 403 = Grey Opaque 404 = Warm White Opaque 405 = Mist Opaque 406 = Denim Opaque 407 = Pewter Opaque 408 = Peppercorn Opaque 901 = Amber 902 = Designer White Opaque 911 = Warm Brick 929 = Nutmeg 937 = Bark 984 = Dark Roast 993 = Sumatra	(Pepper by Byrne) - 1 Power Receptacle PABLI = Black Powder Coat - Black Simplexes PAWII = White Powder Coat - White Simplexes

HTB11803V-154634.Finish.Power Example: HTB11803V-154634.AH400.SABLI



Oval Egg Coffee Table



<i>Style Number</i>	<i>Top Description</i>	<i>List Price</i>	<i>OH</i>	<i>OW</i>	<i>OD</i>	<i>Shipping Weight</i>	<i>Cube</i>
HTB10202V-154634	solid surface	6,090	15¼	46	34	152	18

Oval Top | Solid Surface | Without Power

PLEASE SPECIFY THE FOLLOWING TO ORDER: \_\_\_\_\_

MODEL NUMBER	SOLID SURFACE
	Options for solid surfaces: S = Solid Surface (standard) AW = Alabaster White (premium) +\$550 DWI = Designer White

HTB10202V-154634.Solid Surface Example: HTB10202V-154634.SAW



### Oval Egg Coffee Table with Power



Style Number	Top Description	List Price	OH	OW	OD	Shipping Weight	Cube
HTB11804V-154634	solid surface	6,730	15¼	46	34	152	18

Oval Top | Solid Surface | Power

PLEASE SPECIFY THE FOLLOWING TO ORDER:

<p>MODEL NUMBER</p>	<p>SOLID SURFACE</p> <p>Options for solid surfaces: S = Solid Surface (standard) AW = Alabaster White (premium) +\$550 DWI = Designer White</p>	<p>POWER/DATA OPTIONS:</p> <p>(Salt by Byrne) - 1 USB (2 amps per port) SABL1 = Black Powder Coat - Black Simplexes SAW11 = White Powder Coat - White Simplexes</p> <p>(Pepper by Byrne) - 1 Power Receptacle PABL1 = Black Powder Coat - Black Simplexes PAW11 = White Powder Coat - White Simplexes</p>
---------------------	---------------------------------------------------------------------------------------------------------------------------------------------------------------------	---------------------------------------------------------------------------------------------------------------------------------------------------------------------------------------------------------------------------------------------------------------------------------------------------------------------------

HTB11804V-154634.Solid Surface.Power Example: HTB11804V-154634.SAW.SABL1





### Oval Egg Coffee Table



<i>Style Number</i>	<i>Top Description</i>	<i>List Price</i>	<i>OH</i>	<i>OW</i>	<i>OD</i>	<i>Shipping Weight</i>	<i>Cube</i>
HTB10201V-155742	wood	4,625	15¼	57½	42½	182	28.1

Oval Top | Ash | Without Power

PLEASE SPECIFY THE FOLLOWING TO ORDER: \_\_\_\_\_

MODEL NUMBER	SPECIES & FINISH
	Options for wood finishes: AH = Ash
	310 = Smoke Opaque
	400 = Clear
	402 = Black Opaque
	403 = Grey Opaque
	404 = Warm White Opaque
	405 = Mist Opaque
	406 = Denim Opaque
	407 = Pewter Opaque
	408 = Peppercorn Opaque
	901 = Amber
	902 = Designer White Opaque
	911 = Warm Brick
	929 = Nutmeg
	937 = Bark
	984 = Dark Roast
	993 = Sumatra

HTB10201V-155742.Finish    Example: HTB10201V-155742.AH400



### Oval Egg Coffee Table with Power



Style Number	Top Description	List Price	OH	OW	OD	Shipping Weight	Cube
HTB11803V-155742	wood	5,095	15¼	57½	42½	182	28.1

Oval Top | Ash | Power

PLEASE SPECIFY THE FOLLOWING TO ORDER: \_\_\_\_\_

MODEL NUMBER	SPECIES & FINISH	POWER/DATA OPTIONS:
	Options for wood finishes: AH = Ash	(Salt by Byrne) - 1 USB (2 amps per port) SABLI = Black Powder Coat - Black Simplexes SAWII = White Powder Coat - White Simplexes
	310 = Smoke Opaque 400 = Clear 402 = Black Opaque 403 = Grey Opaque 404 = Warm White Opaque 405 = Mist Opaque 406 = Denim Opaque 407 = Pewter Opaque 408 = Peppercorn Opaque 901 = Amber 902 = Designer White Opaque 911 = Warm Brick 929 = Nutmeg 937 = Bark 984 = Dark Roast 993 = Sumatra	(Pepper by Byrne) - 1 Power Receptacle PABLI = Black Powder Coat - Black Simplexes PAWII = White Powder Coat - White Simplexes

HTB11803V-155742.Finish.Power    Example: HTB11803V-155742.AH400.SABLI



Oval Egg Coffee Table



<i>Style Number</i>	<i>Top Description</i>	<i>List Price</i>	<i>OH</i>	<i>OW</i>	<i>OD</i>	<i>Shipping Weight</i>	<i>Cube</i>
HTB10202V-155742	solid surface	8,540	15¼	57½	42½	244	28.1

Oval Top | Solid Surface | Without Power

PLEASE SPECIFY THE FOLLOWING TO ORDER: \_\_\_\_\_

MODEL NUMBER

---

SOLID SURFACE

Options for solid surfaces:  
 S = Solid Surface  
 (standard)  
 AW = Alabaster White  
 (premium) +\$1350  
 DWI = Designer White

---

HTB10202V-155742.Solid Surface Example: HTB10202V-155742.SAW



**Oval Egg Coffee Table with Power**



<i>Style Number</i>	<i>Top Description</i>	<i>List Price</i>	<i>OH</i>	<i>OW</i>	<i>OD</i>	<i>Shipping Weight</i>	<i>Cube</i>
<b>HTB11804V-155742</b>	<i>solid surface</i>	<b>9,150</b>	15¼	57½	42½	244	28.1

Oval Top | Solid Surface | Power

PLEASE SPECIFY THE FOLLOWING TO ORDER: \_\_\_\_\_

MODEL NUMBER	SOLID SURFACE	POWER/DATA OPTIONS:
	<p>Options for solid surfaces: S = Solid Surface (standard)</p> <p><b>AW</b> = Alabaster White (premium) +\$1350</p> <p><b>DW1</b> = Designer White</p>	<p><i>(Salt by Byrne)</i> - 1 USB (2 amps per port)</p> <p><b>SABL1</b> = Black Powder Coat - Black Simplexes</p> <p><b>SAW11</b> = White Powder Coat - White Simplexes</p> <p><i>(Pepper by Byrne)</i> - 1 Power Receptacle</p> <p><b>PABL1</b> = Black Powder Coat - Black Simplexes</p> <p><b>PAW11</b> = White Powder Coat - White Simplexes</p>

HTB11804V-155742.Solid Surface.Power      Example: HTB11804V-155742.SAW.SABL1



## Parker Occasional Table Series Specifications

### Collection Details

Side | Coffee | Console  
Bar Height | Counter Height


### Surfaces

Wood | Solid Surface | Engineered Stone - Quartz

### Wood

Ash | Walnut | Painted Wood  
Painted wood finishes are available in White and Graphite

### Parker Side Table



Style Number	Top Description	List Price	OH	OW	OD	Shipping Weight	Cube
HTP31501S-2124	wood	4,035	21	24	24	190	15.4

*Note: Shipping Weight is 190 lbs for the solid surface top option*

*Note: Shipping Weight is 250 lbs for the engineered stone / quartz top option*

Square Top | Ash or Walnut Wood Base

**NOTE: Parker Tables ship assembled.**

**It is the installing party/dealer's responsibility to ensure and plan for entryway and hallway dimensions accordingly.**

PLEASE SPECIFY THE FOLLOWING TO ORDER:

MODEL NUMBER	TOP	TOP MATERIALS   FINISH			BASE	BASE FINISH:
	Indicate top: AH = Ash NT = Walnut S = Solid Surface EQ = Engineered Quartz WP = Painted Wood	Options for wood finishes: AH = Ash 310 = Smoke Opaque 400 = Clear 402 = Black Opaque 403 = Grey Opaque 404 = Warm White Opaque 405 = Mist Opaque 406 = Denim Opaque 407 = Pewter Opaque 408 = Peppercorn Opaque 901 = Amber 902 = Designer White Opaque 911 = Warm Brick 929 = Nutmeg 937 = Bark 984 = Dark Roast 993 = Sumatra	Options for wood finishes: NT = Walnut 310 = Smoke Opaque 400 = Clear 402 = Black Opaque 403 = Grey Opaque 404 = Warm White Opaque 405 = Mist Opaque 406 = Denim Opaque 407 = Pewter Opaque 408 = Peppercorn Opaque 902 = Designer White Opaque 911 = Warm Brick 929 = Nutmeg 937 = Bark 984 = Dark Roast 993 = Sumatra	Options for solid surfaces: S = Solid Surface (standard) +\$401 AW = Alabaster White (premium) +\$550 DWI = Designer White  Options for engineered stone   quartz: +\$1246 EQ = Engineered Quartz CU1 = Cumulus ST1 = Storm Grey  Options for painted wood: WP = Painted Wood DW = Dove White High Gloss GR = Graphite High Gloss	Options for base wood type: AH = Ash NT = Walnut WP = Painted Wood	Options for base finish: See finishes listed at left for Ash (AH), Walnut (NT), and Painted Wood (WP) finishes.

HTP31501S-2124.Top.Base Example: HTP31501S-2124.SAW.AH400



**Parker Coffee Table**



Style Number	Top Description	List Price	OH	OW	OD	Shipping Weight	Cube
HTP31501S-1642	wood	5,505	16	42	42	380	38

**Note:** Shipping Weight is 380 lbs for the solid surface top option

**Note:** Shipping Weight is 500 lbs for the engineered stone/ quartz top option

Square Top | Ash or Walnut Wood Base

**NOTE: Parker Tables ship assembled.**  
**It is the installing party/dealer's responsibility to ensure and plan for entryway and hallway dimensions accordingly.**

PLEASE SPECIFY THE FOLLOWING TO ORDER:

MODEL NUMBER	TOP	TOP MATERIALS   FINISH			BASE	BASE FINISH:
	Indicate top: AH = Ash NT = Walnut S = Solid Surface EQ = Engineered Quartz WP = Painted Wood	Options for wood finishes: AH = Ash 310 = Smoke Opaque 400 = Clear 402 = Black Opaque 403 = Grey Opaque 404 = Warm White Opaque 405 = Mist Opaque 406 = Denim Opaque 407 = Pewter Opaque 408 = Peppercorn Opaque 901 = Amber 902 = Designer White Opaque 911 = Warm Brick 929 = Nutmeg 937 = Bark 984 = Dark Roast 993 = Sumatra	Options for wood finishes: NT = Walnut 310 = Smoke Opaque 400 = Clear 402 = Black Opaque 403 = Grey Opaque 404 = Warm White Opaque 405 = Mist Opaque 406 = Denim Opaque 407 = Pewter Opaque 408 = Peppercorn Opaque 902 = Designer White Opaque 911 = Warm Brick 929 = Nutmeg 937 = Bark 984 = Dark Roast 993 = Sumatra	Options for solid surfaces: S = Solid Surface (standard) +\$1091 AW = Alabaster White (premium) +\$1339 DWI = Designer White  Options for engineered stone   quartz: +\$2911 EQ = Engineered Quartz CU1 = Cumulous STI = Storm Grey  Options for painted wood: WP = Painted Wood DW = Dove White High Gloss GR = Graphite High Gloss	Options for base wood type: AH = Ash NT = Walnut WP = Painted Wood	Options for base finish: See finishes listed at left for Ash (AH), Walnut (NT), and Painted Wood (WP) finishes.

HTP31501S-1642.Top.Base Example: HTP31501S-1642.SAW.AH400



**Parker Coffee Table**



Style Number	Top Description	List Price	OH	OW	OD	Shipping Weight	Cube
HTP31501E-165630	wood	5,505	16	56	30	370	34.27

*Note: Shipping Weight is 380 lbs for the solid surface top option*

*Note: Shipping Weight is 450 lbs for the engineered stone / quartz top option*

Rectangular Top | Ash or Walnut Wood Base

**NOTE: Parker Tables ship assembled.**

**It is the installing party/dealer's responsibility to ensure and plan for entryway and hallway dimensions accordingly.**

PLEASE SPECIFY THE FOLLOWING TO ORDER:

MODEL NUMBER	TOP	TOP MATERIALS   FINISH			BASE	BASE FINISH:
	Indicate top: AH = Ash NT = Walnut S = Solid Surface EQ = Engineered Quartz WP = Painted Wood	Options for wood finishes: AH = Ash 310 = Smoke Opaque 400 = Clear 402 = Black Opaque 403 = Grey Opaque 404 = Warm White Opaque 405 = Mist Opaque 406 = Denim Opaque 407 = Pewter Opaque 408 = Peppercorn Opaque 901 = Amber 902 = Designer White Opaque 911 = Warm Brick 929 = Nutmeg 937 = Bark 984 = Dark Roast 993 = Sumatra	Options for wood finishes: NT = Walnut 310 = Smoke Opaque 400 = Clear 402 = Black Opaque 403 = Grey Opaque 404 = Warm White Opaque 405 = Mist Opaque 406 = Denim Opaque 407 = Pewter Opaque 408 = Peppercorn Opaque 902 = Designer White Opaque 911 = Warm Brick 929 = Nutmeg 937 = Bark 984 = Dark Roast 993 = Sumatra	Options for solid surfaces: S = Solid Surface (standard) +\$733 AW = Alabaster White (premium) +\$1164 DWI = Designer White  Options for engineered stone   quartz: +\$2025 EQ = Engineered Quartz CU1 = Cumulous STI = Storm Grey  Options for painted wood: WP = Painted Wood DW = Dove White High Gloss GR = Graphite High Gloss	Options for base wood type: AH = Ash NT = Walnut WP = Painted Wood	Options for base finish: See finishes listed at left for Ash (AH), Walnut (NT), and Painted Wood (WP) finishes.

HTP31501E-165630.Top.Base Example: HTP31501E-165630.SAW.AH400



**Parker Console Table**



Style Number	Top Description	List Price	OH	OW	OD	Shipping Weight	Cube
HTP31501E-266018	wood	5,370	26	60	18	275	28.9

*Note: Shipping Weight is 275 lbs for the solid surface top option*

*Note: Shipping Weight is 330 lbs for the engineered stone / quartz top option*

Rectangular Top | Ash or Walnut Wood Base

**NOTE: Parker Tables ship assembled.**

**It is the installing party/dealer's responsibility to ensure and plan for entryway and hallway dimensions accordingly.**

PLEASE SPECIFY THE FOLLOWING TO ORDER:

MODEL NUMBER	TOP	TOP MATERIALS   FINISH			BASE	BASE FINISH:
	Indicate top: AH = Ash NT = Walnut S = Solid Surface EQ = Engineered Quartz WP = Painted Wood	Options for wood finishes: AH = Ash 310 = Smoke Opaque 400 = Clear 402 = Black Opaque 403 = Grey Opaque 404 = Warm White Opaque 405 = Mist Opaque 406 = Denim Opaque 407 = Pewter Opaque 408 = Peppercorn Opaque 901 = Amber 902 = Designer White Opaque 911 = Warm Brick 929 = Nutmeg 937 = Bark 984 = Dark Roast 993 = Sumatra	Options for wood finishes: NT = Walnut 310 = Smoke Opaque 400 = Clear 402 = Black Opaque 403 = Grey Opaque 404 = Warm White Opaque 405 = Mist Opaque 406 = Denim Opaque 407 = Pewter Opaque 408 = Peppercorn Opaque 902 = Designer White Opaque 911 = Warm Brick 929 = Nutmeg 937 = Bark 984 = Dark Roast 993 = Sumatra	Options for solid surfaces: S = Solid Surface (standard) +\$819 AW = Alabaster White (premium) +\$1250 DWI = Designer White  Options for engineered stone   quartz: +\$2072 EQ = Engineered Quartz CU1 = Cumulous STI = Storm Grey  Options for painted wood: WP = Painted Wood DW = Dove White High Gloss GR = Graphite High Gloss	Options for base wood type: AH = Ash NT = Walnut WP = Painted Wood	Options for base finish: See finishes listed at left for Ash (AH), Walnut (NT), and Painted Wood (WP) finishes.

HTP31501E-266018.Top.Base Example: HTP31501E-266018.SAW.AH400





**Parker Console Table**



Style Number	Top Description	List Price	OH	OW	OD	Shipping Weight	Cube
HTP31501E-367218	wood	5,615	36	72	18	328	42.8

*Note: Shipping Weight is 328 lbs for the solid surface top option*

*Note: Shipping Weight is 383 lbs for the engineered stone / quartz top option*

Rectangular Top | Ash or Walnut Wood Base

**NOTE: Parker Tables ship assembled.**

**It is the installing party/dealer's responsibility to ensure and plan for entryway and hallway dimensions accordingly.**

PLEASE SPECIFY THE FOLLOWING TO ORDER:

MODEL NUMBER	TOP	TOP MATERIALS   FINISH			BASE	BASE FINISH:
	Indicate top: AH = Ash NT = Walnut S = Solid Surface EQ = Engineered Quartz WP = Painted Wood	Options for wood finishes: AH = Ash 310 = Smoke Opaque 400 = Clear 402 = Black Opaque 403 = Grey Opaque 404 = Warm White Opaque 405 = Mist Opaque 406 = Denim Opaque 407 = Pewter Opaque 408 = Peppercorn Opaque 901 = Amber 902 = Designer White Opaque 911 = Warm Brick 929 = Nutmeg 937 = Bark 984 = Dark Roast 993 = Sumatra	Options for wood finishes: NT = Walnut 310 = Smoke Opaque 400 = Clear 402 = Black Opaque 403 = Grey Opaque 404 = Warm White Opaque 405 = Mist Opaque 406 = Denim Opaque 407 = Pewter Opaque 408 = Peppercorn Opaque 902 = Designer White Opaque 911 = Warm Brick 929 = Nutmeg 937 = Bark 984 = Dark Roast 993 = Sumatra	Options for solid surfaces: S = Solid Surface (standard) +\$895 AW = Alabaster White (premium) +\$1326 DWI = Designer White  Options for engineered stone   quartz: +\$2307 EQ = Engineered Quartz CU1 = Cumulous STI = Storm Grey  Options for painted wood: WP = Painted Wood DW = Dove White High Gloss GR = Graphite High Gloss	Options for base wood type: AH = Ash NT = Walnut WP = Painted Wood	Options for base finish:  <i>See finishes listed at left for Ash (AH), Walnut (NT), and Painted Wood (WP) finishes.</i>

HTP31501E-367218.Top.Base Example: HTP31501E-367218.SAW.AH400



## Slice Occasional Table Series Specifications

<b>Surfaces</b>	Ash Wood   Solid Surface
<b>Table Tops</b>	Solid surface material is available <b>only</b> on the 24” diameter occasional table and the 42” diameter coffee table.
<b>Solid Surfaces</b>	Solid Surface tops are 1 3/4” thick. Solid Surface Care Kits ship with each order. Additional kits available for \$54 List per kit.
<b>Shape</b>	Round   Oval
<b>Bases</b>	Wood

## Slice Side Table



Style Number	Top Description	List Price	OH	DIA	Shipping Weight	Cube
HTS10501R-2224	wood	2,695	22½	24	40	18

**Note:** When selecting wood top, the top finish will match the base finish.

Round Top | Ash Base

ANSI/BIFMA LEVEL® Furniture Sustainability Standard certified  
Indoor Advantage™ certified

PLEASE SPECIFY THE FOLLOWING TO ORDER:

MODEL NUMBER	TOP	SPECIES & FINISH
	<p>Indicate top:</p> <p><b>W</b> = Wood <b>S</b> = Solid Surface</p> <p>Options for solid surfaces: S = Solid Surface (standard) +\$625 <b>AW</b> = Alabaster White (premium) +\$950 <b>DWI</b> = Designer White</p>	<p>Options for wood finishes: AH = Ash</p> <p><b>310</b> = Smoke Opaque <b>400</b> = Clear +\$257 <b>402</b> = Black Opaque <b>403</b> = Grey Opaque <b>404</b> = Warm White Opaque <b>405</b> = Mist Opaque <b>406</b> = Denim Opaque <b>407</b> = Pewter Opaque <b>408</b> = Peppercorn Opaque <b>901</b> = Amber <b>902</b> = Designer White Opaque <b>911</b> = Warm Brick <b>929</b> = Nutmeg <b>937</b> = Bark <b>984</b> = Dark Roast <b>993</b> = Sumatra</p>

HTS10501R-2224.Top.Base Example: HTS10501R-2224.W.AH400



Slice Side Table



Style Number	Top Description	List Price	OH	DIA	Shipping Weight	Cube
HTS10501R-2218	wood	2,420	22½	18	25	8.7

Round Top | Ash Base

ANSI/BIFMA LEVEL® Furniture Sustainability Standard certified  
Indoor Advantage™ certified

PLEASE SPECIFY THE FOLLOWING TO ORDER:

MODEL NUMBER	SPECIES & FINISH
	Options for wood finishes: AH = Ash
	310 = Smoke Opaque
	400 = Clear +\$257
	402 = Black Opaque
	403 = Grey Opaque
	404 = Warm White Opaque
	405 = Mist Opaque
	406 = Denim Opaque
	407 = Pewter Opaque
	408 = Peppercorn Opaque
	901 = Amber
	902 = Designer White Opaque
	911 = Warm Brick
	929 = Nutmeg
	937 = Bark
	984 = Dark Roast
	993 = Sumatra

HTS10501R-2218.Top.Base Example: HTS10501R-2218.W.AH400



### Slice Coffee Table



Style Number	Top Description	List Price	OH	DIA	Shipping Weight	Cube
HTS10501R-1642	wood	3,720	16 <sup>5</sup> / <sub>16</sub>	42	96	33

*Note: When selecting wood top, the top finish will match the base finish.*

*Note: Shipping Weight is 52 lbs for the solid surface top option*

Round Top | Ash Base

ANSI/BIFMA LEVEL® Furniture Sustainability Standard certified  
Indoor Advantage™ certified

PLEASE SPECIFY THE FOLLOWING TO ORDER:

MODEL NUMBER	TOP	SPECIES & FINISH
	Indicate top: <input type="checkbox"/> W = Wood <input type="checkbox"/> S = Solid Surface  Options for solid surfaces: S = Solid Surface (standard) +\$2100 <input type="checkbox"/> AW = Alabaster White (premium) +\$2800 <input type="checkbox"/> DWI = Designer White	Options for wood finishes: AH = Ash  <input type="checkbox"/> 310 = Smoke Opaque <input type="checkbox"/> 400 = Clear +\$257 <input type="checkbox"/> 402 = Black Opaque <input type="checkbox"/> 403 = Grey Opaque <input type="checkbox"/> 404 = Warm White Opaque <input type="checkbox"/> 405 = Mist Opaque <input type="checkbox"/> 406 = Denim Opaque <input type="checkbox"/> 407 = Pewter Opaque <input type="checkbox"/> 408 = Peppercorn Opaque <input type="checkbox"/> 901 = Amber <input type="checkbox"/> 902 = Designer White Opaque <input type="checkbox"/> 911 = Warm Brick <input type="checkbox"/> 929 = Nutmeg <input type="checkbox"/> 937 = Bark <input type="checkbox"/> 984 = Dark Roast <input type="checkbox"/> 993 = Sumatra

HTS10501R-1642.Top.Base      Example: HTS10501R-1642.SAW.AH400



Slice Oval Coffee Table



Style Number	Top Description	List Price	OH	OW	OD	Shipping Weight	Cube
HTS10501V-165424	wood	3,515	16 <sup>5</sup> / <sub>16</sub>	54 <sup>1</sup> / <sub>4</sub>	24 <sup>3</sup> / <sub>4</sub>	74	48

Oval Top | Ash Base

ANSI/BIFMA LEVEL® Furniture Sustainability Standard certified  
Indoor Advantage™ certified

PLEASE SPECIFY THE FOLLOWING TO ORDER:

MODEL NUMBER	SPECIES & FINISH
	Options for wood finishes: AH = Ash
	310 = Smoke Opaque
	400 = Clear
	402 = Black Opaque
	403 = Grey Opaque
	404 = Warm White Opaque
	405 = Mist Opaque
	406 = Denim Opaque
	407 = Pewter Opaque
	408 = Peppercorn Opaque
	901 = Amber
	902 = Designer White Opaque
	911 = Warm Brick
	929 = Nutmeg
	937 = Bark
	984 = Dark Roast
	993 = Sumatra

HTS10501V-165424.Finish Example: HTS10501V-165424.AH400



## Trestle Table Series Specifications

### Surfaces

Wood | Solid Surface

Veneer top is 1/2" thick.

Shelf is 3/4" thick.

Solid surface tops are 1/2" thick and rest upon a 3/4" thick maple subtop.

Solid Surface Care Kits ship with each order. Additional kits available for \$54 List per kit.

### Shape

Round

### Base

Wood

### Trestle Side Table



Style Number	Top Description	List Price	OH	DIA	Shipping Weight	Cube
HTR31201R-2222	wood	2,610	22	22	34	18

**Note:** Shipping Weight is 55 lbs for the solid surface top option

Round Top | Shelf | Oak Base

ANSI/BIFMA LEVEL® Furniture Sustainability Standard certified  
Indoor Advantage™ certified


PLEASE SPECIFY THE FOLLOWING TO ORDER:

MODEL NUMBER	TOP	SPECIES & FINISH	SOLID SURFACE
	Indicate top: W = Wood S = Solid Surface	Options for wood finishes: RK = Oak 310 = Smoke Opaque 400 = Clear 402 = Black Opaque 403 = Grey Opaque 404 = Warm White Opaque 405 = Mist Opaque 406 = Denim Opaque 407 = Pewter Opaque 408 = Peppercorn Opaque 901 = Amber 902 = Designer White Opaque 911 = Warm Brick 929 = Nutmeg 937 = Bark 984 = Dark Roast 993 = Sumatra	Options for solid surfaces: S = Solid Surface (standard) +\$1226 AW = Alabaster White (premium) +\$1263 DWI = Designer White

HTR31201R-2222.Top Example: HTR31201R-2222.RK400



### Trestle Coffee Table



Style Number	Top Description	List Price	OH	DIA	Shipping Weight	Cube
HTR31201R-1644	wood	4,355	16	44	94	33

*Note: Shipping Weight is 233 lbs for the solid surface top option*

Round Top | Shelf | Oak Base

ANSI/BIFMA LEVEL® Furniture Sustainability Standard certified  
Indoor Advantage™ certified

PLEASE SPECIFY THE FOLLOWING TO ORDER:

MODEL NUMBER	TOP	SPECIES & FINISH	SOLID SURFACE
	Indicate top: <input type="checkbox"/> W = Wood <input type="checkbox"/> S = Solid Surface	Options for wood finishes: RK = Oak  <input type="checkbox"/> 310 = Smoke Opaque <input type="checkbox"/> 400 = Clear <input type="checkbox"/> 402 = Black Opaque <input type="checkbox"/> 403 = Grey Opaque <input type="checkbox"/> 404 = Warm White Opaque <input type="checkbox"/> 405 = Mist Opaque <input type="checkbox"/> 406 = Denim Opaque <input type="checkbox"/> 407 = Pewter Opaque <input type="checkbox"/> 408 = Peppercorn Opaque <input type="checkbox"/> 901 = Amber <input type="checkbox"/> 902 = Designer White Opaque <input type="checkbox"/> 911 = Warm Brick <input type="checkbox"/> 929 = Nutmeg <input type="checkbox"/> 937 = Bark <input type="checkbox"/> 984 = Dark Roast <input type="checkbox"/> 993 = Sumatra	Options for solid surfaces: S = Solid Surface (standard) +\$4902 <input type="checkbox"/> AW = Alabaster White (premium) +\$5012 <input type="checkbox"/> DWI = Designer White

HTR31201R-1644.Top     Example: HTR31201R-1644.RK400



## Triscape Table Series Specifications

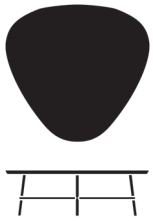
**Surfaces** Wood | Laminate | Solid Surface  
 Solid surface tops are 1" thick. Standard in Alabaster White. Premium solid surface colors may be specified.  
 Laminate and Solid Surfaces are SCS Indoor Advantage™ Certified.  
 Solid surface care kits ship with each order. Additional kits available for \$54 list per kit.

**Shape** Soft Triangle

**Base** Black Powder Coat | Polished Stainless Steel | White Powder Coat

**Seating Disc** Upholstered

### Triscape Coffee Table



Style Number	Top Description	List Price	OH	OW	OD	Shipping Weight	Cube
HTK61401T-154746	wood, laminate	3,125	15¼	47¾	46¾	90	39.1

Soft Triangle Top | Black Powder Coat Base

ANSI/BIFMA LEVEL® Furniture Sustainability Standard certified  
 Indoor Advantage™ certified

PLEASE SPECIFY THE FOLLOWING TO ORDER:

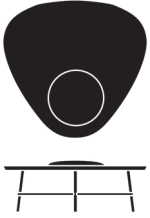
MODEL NUMBER	TOP	FINISH	SOLID SURFACE	BASE FINISH	
	Indicate top: AH = Ash PL = Laminate S = Solid Surface	Options for laminate finishes: PL = Laminate 701 = Bourbon Cherry 7935 = Shaker Cherry 7943 = Columbian Walnut 7964 = Skyline Walnut 7965 = Walnut Heights BW = Beigewood WP110 = Looks Likatre SW803 = Eggshell White SW806 = Carnation White WH = Designer White	Options for wood finishes: AH = Ash 310 = Smoke Opaque 400 = Clear 402 = Black Opaque 403 = Grey Opaque 404 = Warm White Opaque 405 = Mist Opaque 406 = Denim Opaque 407 = Pewter Opaque 408 = Peppercorn Opaque 901 = Amber 902 = Designer White Opaque 911 = Warm Brick 929 = Nutmeg 937 = Bark 984 = Dark Roast 993 = Sumatra	Options for solid surfaces: S = Solid Surface (standard) +\$3986 AW = Alabaster White (premium) +\$4065 DWI = Designer White	Options for metal finish: BL = Black Powder Coat PSS = Polished Stainless Steel +\$100 WI = White Powder Coat

HTK61401T-154746.Top.Base Example: HTK61401T-154746.AH400.BL





Triscape Coffee Table with Seating Disc



Style Number	Top Description	Sq. ft.	Yards	OH	OW	OD	Shipping Weight	Cube
HTK61401T-174746	wood, laminate, solid surface   seating disc	13½	¾	17	47¾	46⅝	95	39.1

List Prices

Note: Shipping Weight is 328 lbs for the solid surface top option

COM/COL	3290	Grade G	3330	Leather I	3480
Grade A	3275	Grade H	3340	Leather II	3540
Grade B	3280	Grade J	3350	Leather III	3600
Grade C	3290	Grade K	3365	Leather IV	3660
Grade D	3300	Grade L	3390	Leather V	3720
Grade E	3305	Grade M	3425	Leather VI	3780
Grade F	3315				

Soft Triangle Top | Black Powder Coat Base | Round Seating Disc

ANSI/BIFMA LEVEL® Furniture Sustainability Standard certified  
Indoor Advantage™ certified

PLEASE SPECIFY THE FOLLOWING TO ORDER:

MODEL NUMBER	TEXTILES	FLAMMABILITY	TOP	FINISH	BASE FINISH	
	Indicate fabric choice for cushions:  See options for seat cushion fabrics at <a href="http://www.hbftextiles.com">www.hbftextiles.com</a>	Indicate flammability: U = Cal 117 U3 = Cal 133	Indicate top: AH = Ash PL = Laminate S = Solid Surface	Options for laminate finishes: PL = Laminate  701 = Bourbon Cherry 7935 = Shaker Cherry 7943 = Columbian Walnut 7964 = Skyline Walnut 7965 = Walnut Heights BW = Beigewood WP110 = Looks Likatre SW803 = Eggshell White SW806 = Carnation White WH = Designer White  Options for solid surfaces: S = Solid Surface (standard) +\$3986 AW = Alabaster White (premium) +\$4122 DW1 = Designer White	Options for wood finishes: AH = Ash  310 = Smoke Opaque 400 = Clear 402 = Black Opaque 403 = Grey Opaque 404 = Warm White Opaque 405 = Mist Opaque 406 = Denim Opaque 407 = Pewter Opaque 408 = Peppercorn Opaque 901 = Amber 902 = Designer White Opaque 911 = Warm Brick 929 = Nutmeg 937 = Bark 984 = Dark Roast 993 = Sumatra	Options for metal finish:  BL = Black Powder Coat PSS = Polished Stainless Steel +\$100 WI = White Powder Coat

HTK61401T-174746.Fabric.Flammability.Top.Base


Example: HTK61401T-174746.922-10.U.AH400.BL



## Universal Occasional Table Series Specifications

<b>Surfaces</b>	Ash Veneer   Solid Surface
<b>Column</b>	Powder Coat
<b>Base</b>	Powder Coat   Polished Aluminum
<b>Shape</b>	Round   Soft Square   Square

### Universal Coffee Table



<i>Style Number</i>	<i>Top Description</i>	<i>List Price</i>	<i>OH</i>	<i>Diameter</i>	<i>Shipping Weight</i>	<i>Cube</i>
<b>HTB51801R-1630</b>	wood	<b>2,590</b>	16	30	65	114.1

Ash | Round Top | Powder Coat Base


PLEASE SPECIFY THE FOLLOWING TO ORDER:

MODEL NUMBER	TOP MATERIALS   FINISH		METAL FINISH: BASE
	Options for wood finishes: AH = Ash	Options for solid surfaces: S = Solid Surface +\$1000	Options for metal finish:
	<ul style="list-style-type: none"> <li>310 = Smoke Opaque</li> <li>400 = Clear</li> <li>402 = Black Opaque</li> <li>403 = Grey Opaque</li> <li>404 = Warm White Opaque</li> <li>405 = Mist Opaque</li> <li>406 = Denim Opaque</li> <li>407 = Pewter Opaque</li> <li>408 = Peppercorn Opaque</li> <li>901 = Amber</li> <li>902 = Designer White Opaque</li> <li>911 = Warm Brick</li> <li>929 = Nutmeg</li> <li>937 = Bark</li> <li>984 = Dark Roast</li> <li>993 = Sumatra</li> </ul>	DWI = Designer White	<ul style="list-style-type: none"> <li>BL = Black Powder Coat</li> <li>WI = White Powder Coat</li> <li>LG = Light Grey Powder Coat</li>   <li>PAL = Polished Aluminum +\$75</li> </ul>

HTB51801R-1630.Top.Base Example: HTB51801R-1630.AH400.BL



Universal Coffee Table



Style Number	Top Description	List Price	OH	Diameter	Shipping Weight	Cube
HTB51801R-1636	wood	2,615	16	36	65	114.1

Ash | Round Top | Powder Coat Base

PLEASE SPECIFY THE FOLLOWING TO ORDER:

MODEL NUMBER

TOP MATERIALS | FINISH

Options for wood finishes:  
AH = Ash

Options for solid surfaces:  
S = Solid Surface +\$1000

- 310 = Smoke Opaque
- 400 = Clear
- 402 = Black Opaque
- 403 = Grey Opaque
- 404 = Warm White Opaque
- 405 = Mist Opaque
- 406 = Denim Opaque
- 407 = Pewter Opaque
- 408 = Peppercorn Opaque
- 901 = Amber
- 902 = Designer White Opaque
- 911 = Warm Brick
- 929 = Nutmeg
- 937 = Bark
- 984 = Dark Roast
- 993 = Sumatra

DWI = Designer White

METAL FINISH: BASE

Options for metal finish:

- BL = Black Powder Coat
- WI = White Powder Coat
- LG = Light Grey Powder Coat
- PAL = Polished Aluminum +\$75

HTB51801R-1636.Top.Base Example: HTB51801R-1636.AH400.BL



Universal Coffee Table



Style Number	Top Description	List Price	OH	OW	OD	Shipping Weight	Cube
HTB51801S-1630	wood	2,590	16	30	30	65	114.1

Ash | Square Top | Powder Coat Base

PLEASE SPECIFY THE FOLLOWING TO ORDER:

MODEL NUMBER	TOP MATERIALS   FINISH		METAL FINISH: BASE
	Options for wood finishes: AH = Ash	Options for solid surfaces: S = Solid Surface +\$1050	Options for metal finish:
	<ul style="list-style-type: none"> <li>310 = Smoke Opaque</li> <li>400 = Clear</li> <li>402 = Black Opaque</li> <li>403 = Grey Opaque</li> <li>404 = Warm White Opaque</li> <li>405 = Mist Opaque</li> <li>406 = Denim Opaque</li> <li>407 = Pewter Opaque</li> <li>408 = Peppercorn Opaque</li> <li>901 = Amber</li> <li>902 = Designer White Opaque</li> <li>911 = Warm Brick</li> <li>929 = Nutmeg</li> <li>937 = Bark</li> <li>984 = Dark Roast</li> <li>993 = Sumatra</li> </ul>	<ul style="list-style-type: none"> <li>DWI = Designer White</li> </ul>	<ul style="list-style-type: none"> <li>BL = Black Powder Coat</li> <li>WI = White Powder Coat</li> <li>LG = Light Grey Powder Coat</li>   <li>PAL = Polished Aluminum +\$75</li> </ul>

HTB51801S-1630.Top.Base Example: HTB51801S-1630.AH400.BL



Universal Coffee Table



Style Number	Top Description	List Price	OH	OW	OD	Shipping Weight	Cube
HTB51801S-1636	wood	2,615	16	36	36	65	114.1

Ash | Square Top | Powder Coat Base

PLEASE SPECIFY THE FOLLOWING TO ORDER:

<p>MODEL NUMBER</p>	<p>TOP MATERIALS   FINISH</p> <p>Options for wood finishes: AH = Ash</p> <ul style="list-style-type: none"> <li>310 = Smoke Opaque</li> <li>400 = Clear</li> <li>402 = Black Opaque</li> <li>403 = Grey Opaque</li> <li>404 = Warm White Opaque</li> <li>405 = Mist Opaque</li> <li>406 = Denim Opaque</li> <li>407 = Pewter Opaque</li> <li>408 = Peppercorn Opaque</li> <li>901 = Amber</li> <li>902 = Designer White Opaque</li> <li>911 = Warm Brick</li> <li>929 = Nutmeg</li> <li>937 = Bark</li> <li>984 = Dark Roast</li> <li>993 = Sumatra</li> </ul>	<p>Options for solid surfaces: S = Solid Surface +\$1050</p> <p>DWI = Designer White</p>	<p>METAL FINISH: BASE</p> <p>Options for metal finish:</p> <ul style="list-style-type: none"> <li>BL = Black Powder Coat</li> <li>WI = White Powder Coat</li> <li>LG = Light Grey Powder Coat</li>   <li>PAL = Polished Aluminum +\$75</li> </ul>
---------------------	--------------------------------------------------------------------------------------------------------------------------------------------------------------------------------------------------------------------------------------------------------------------------------------------------------------------------------------------------------------------------------------------------------------------------------------------------------------------------------------------------------------------------------------------------------------------	----------------------------------------------------------------------------------------------	-------------------------------------------------------------------------------------------------------------------------------------------------------------------------------------------------------------------------------------------------------

HTB51801S-1636.Top.Base Example: HTB51801S-1636.AH400.BL



Universal Coffee Table



Style Number	Top Description	List Price	OH	OW	OD	Shipping Weight	Cube
HTB51801Q-1630	wood	2,590	16	30	30	65	114.1

Ash | Soft Square Top | Powder Coat Base

PLEASE SPECIFY THE FOLLOWING TO ORDER:

<p>MODEL NUMBER</p>	<p>TOP MATERIALS   FINISH</p> <p>Options for wood finishes: AH = Ash</p> <ul style="list-style-type: none"> <li>310 = Smoke Opaque</li> <li>400 = Clear</li> <li>402 = Black Opaque</li> <li>403 = Grey Opaque</li> <li>404 = Warm White Opaque</li> <li>405 = Mist Opaque</li> <li>406 = Denim Opaque</li> <li>407 = Pewter Opaque</li> <li>408 = Peppercorn Opaque</li> <li>901 = Amber</li> <li>902 = Designer White Opaque</li> <li>911 = Warm Brick</li> <li>929 = Nutmeg</li> <li>937 = Bark</li> <li>984 = Dark Roast</li> <li>993 = Sumatra</li> </ul>	<p>Options for solid surfaces: S = Solid Surface +\$1225</p> <p>DWI = Designer White</p>	<p>METAL FINISH: BASE</p> <p>Options for metal finish:</p> <ul style="list-style-type: none"> <li>BL = Black Powder Coat</li> <li>WI = White Powder Coat</li> <li>LG = Light Grey Powder Coat</li>   <li>PAL = Polished Aluminum +\$75</li> </ul>
---------------------	--------------------------------------------------------------------------------------------------------------------------------------------------------------------------------------------------------------------------------------------------------------------------------------------------------------------------------------------------------------------------------------------------------------------------------------------------------------------------------------------------------------------------------------------------------------------	----------------------------------------------------------------------------------------------	-------------------------------------------------------------------------------------------------------------------------------------------------------------------------------------------------------------------------------------------------------

HTB51801Q-1630.Top.Base Example: HTB51801Q-1630.AH400.BL



Universal Coffee Table



Style Number	Top Description	List Price	OH	OW	OD	Shipping Weight	Cube
HTB51801Q-1636	wood	2,615	16	36	36	65	114.1

Ash | Soft Square Top | Powder Coat Base


PLEASE SPECIFY THE FOLLOWING TO ORDER:

MODEL NUMBER	TOP MATERIALS   FINISH		METAL FINISH: BASE
	Options for wood finishes: AH = Ash	Options for solid surfaces: S = Solid Surface +\$1225	Options for metal finish:
	<ul style="list-style-type: none"> <li>310 = Smoke Opaque</li> <li>400 = Clear</li> <li>402 = Black Opaque</li> <li>403 = Grey Opaque</li> <li>404 = Warm White Opaque</li> <li>405 = Mist Opaque</li> <li>406 = Denim Opaque</li> <li>407 = Pewter Opaque</li> <li>408 = Peppercorn Opaque</li> <li>901 = Amber</li> <li>902 = Designer White Opaque</li> <li>911 = Warm Brick</li> <li>929 = Nutmeg</li> <li>937 = Bark</li> <li>984 = Dark Roast</li> <li>993 = Sumatra</li> </ul>	<ul style="list-style-type: none"> <li>DWI = Designer White</li> </ul>	<ul style="list-style-type: none"> <li>BL = Black Powder Coat</li> <li>WI = White Powder Coat</li> <li>LG = Light Grey Powder Coat</li>   <li>PAL = Polished Aluminum +\$75</li> </ul>

HTB51801Q-1636.Top.Base Example: HTB51801Q-1636.AH400.BL



Universal Coffee Table



Style Number	Top Description	List Price	OH	Diameter	Shipping Weight	Cube
HTB51801R-2030	wood	2,655	20	30	65	114.1

Ash | Round Top | Powder Coat Base & Column

PLEASE SPECIFY THE FOLLOWING TO ORDER:


MODEL NUMBER	TOP MATERIALS   FINISH	METAL FINISH: BASE	METAL FINISH: COLUMN	
	<p>Options for wood finishes: AH = Ash</p> <ul style="list-style-type: none"> <li><input type="checkbox"/> 310 = Smoke Opaque</li> <li><input type="checkbox"/> 400 = Clear</li> <li><input type="checkbox"/> 402 = Black Opaque</li> <li><input type="checkbox"/> 403 = Grey Opaque</li> <li><input type="checkbox"/> 404 = Warm White Opaque</li> <li><input type="checkbox"/> 405 = Mist Opaque</li> <li><input type="checkbox"/> 406 = Denim Opaque</li> <li><input type="checkbox"/> 407 = Pewter Opaque</li> <li><input type="checkbox"/> 408 = Peppercorn Opaque</li> <li><input type="checkbox"/> 901 = Amber</li> <li><input type="checkbox"/> 902 = Designer White Opaque</li> <li><input type="checkbox"/> 911 = Warm Brick</li> <li><input type="checkbox"/> 929 = Nutmeg</li> <li><input type="checkbox"/> 937 = Bark</li> <li><input type="checkbox"/> 984 = Dark Roast</li> <li><input type="checkbox"/> 993 = Sumatra</li> </ul>	<p>Options for solid surfaces: S = Solid Surface +\$1000</p> <p><input type="checkbox"/> DWI = Designer White</p>	<p>Options for metal finish:</p> <ul style="list-style-type: none"> <li><input type="checkbox"/> BL = Black Powder Coat</li> <li><input type="checkbox"/> WI = White Powder Coat</li> <li><input type="checkbox"/> LG = Light Grey Powder Coat</li> </ul> <p><input type="checkbox"/> PAL = Polished Aluminum +\$75</p>	<p>Options for metal finish:</p> <ul style="list-style-type: none"> <li><input type="checkbox"/> BL = Black Powder Coat</li> <li><input type="checkbox"/> WI = White Powder Coat</li> <li><input type="checkbox"/> LG = Light Grey Powder Coat</li> </ul>

HTB51801Q-2030.Top.Base.Column Example: HTB51801Q-2030.AH400.BL.BL





Universal Coffee Table



Style Number	Top Description	List Price	OH	Diameter	Shipping Weight	Cube
HTB51801R-2036	wood	2,685	20	36	65	114.1

Ash | Round Top | Powder Coat Base & Column


PLEASE SPECIFY THE FOLLOWING TO ORDER:

<p>MODEL NUMBER</p>	<p>TOP MATERIALS   FINISH</p> <p>Options for wood finishes: AH = Ash</p> <ul style="list-style-type: none"> <li><input type="checkbox"/> 310 = Smoke Opaque</li> <li><input type="checkbox"/> 400 = Clear</li> <li><input type="checkbox"/> 402 = Black Opaque</li> <li><input type="checkbox"/> 403 = Grey Opaque</li> <li><input type="checkbox"/> 404 = Warm White Opaque</li> <li><input type="checkbox"/> 405 = Mist Opaque</li> <li><input type="checkbox"/> 406 = Denim Opaque</li> <li><input type="checkbox"/> 407 = Pewter Opaque</li> <li><input type="checkbox"/> 408 = Peppercorn Opaque</li> <li><input type="checkbox"/> 901 = Amber</li> <li><input type="checkbox"/> 902 = Designer White Opaque</li> <li><input type="checkbox"/> 911 = Warm Brick</li> <li><input type="checkbox"/> 929 = Nutmeg</li> <li><input type="checkbox"/> 937 = Bark</li> <li><input type="checkbox"/> 984 = Dark Roast</li> <li><input type="checkbox"/> 993 = Sumatra</li> </ul> <p>Options for solid surfaces: S = Solid Surface +\$1000</p> <ul style="list-style-type: none"> <li><input type="checkbox"/> DWI = Designer White</li> </ul>	<p>METAL FINISH: BASE</p> <p>Options for metal finish:</p> <ul style="list-style-type: none"> <li><input type="checkbox"/> BL = Black Powder Coat</li> <li><input type="checkbox"/> WI = White Powder Coat</li> <li><input type="checkbox"/> LG = Light Grey Powder Coat</li> </ul> <p><input type="checkbox"/> PAL = Polished Aluminum +\$75</p>	<p>METAL FINISH: COLUMN</p> <p>Options for metal finish:</p> <ul style="list-style-type: none"> <li><input type="checkbox"/> BL = Black Powder Coat</li> <li><input type="checkbox"/> WI = White Powder Coat</li> <li><input type="checkbox"/> LG = Light Grey Powder Coat</li> </ul>
---------------------	-----------------------------------------------------------------------------------------------------------------------------------------------------------------------------------------------------------------------------------------------------------------------------------------------------------------------------------------------------------------------------------------------------------------------------------------------------------------------------------------------------------------------------------------------------------------------------------------------------------------------------------------------------------------------------------------------------------------------------------------------------------------------------------------------------------------------------------------------------------------------------------------------------------------------------------------------------------------------------------------------------------------------------------------------------------------------------------------------------------------------------------------------------	---------------------------------------------------------------------------------------------------------------------------------------------------------------------------------------------------------------------------------------------------------------------------------------------------------------------------------------------------	---------------------------------------------------------------------------------------------------------------------------------------------------------------------------------------------------------------------------------------------------------------------------------------

HTB51801R-2036.Top.Base.Column Example: HTB51801R-2036.AH400.BL.BL



**Universal Coffee Table**



<i>Style Number</i>	<i>Top Description</i>	<i>List Price</i>	<i>OH</i>	<i>OW</i>	<i>OD</i>	<i>Shipping Weight</i>	<i>Cube</i>
<b>HTB51801S-2030</b>	wood	<b>2,655</b>	20	30	30	65	114.1

Ash | Square Top | Powder Coat Base & Column


PLEASE SPECIFY THE FOLLOWING TO ORDER:

<p>MODEL NUMBER</p>	<p>TOP MATERIALS   FINISH</p> <p>Options for wood finishes: AH = Ash</p> <ul style="list-style-type: none"> <li><input type="checkbox"/> 310 = Smoke Opaque</li> <li><input type="checkbox"/> 400 = Clear</li> <li><input type="checkbox"/> 402 = Black Opaque</li> <li><input type="checkbox"/> 403 = Grey Opaque</li> <li><input type="checkbox"/> 404 = Warm White Opaque</li> <li><input type="checkbox"/> 405 = Mist Opaque</li> <li><input type="checkbox"/> 406 = Denim Opaque</li> <li><input type="checkbox"/> 407 = Pewter Opaque</li> <li><input type="checkbox"/> 408 = Peppercorn Opaque</li> <li><input type="checkbox"/> 901 = Amber</li> <li><input type="checkbox"/> 902 = Designer White Opaque</li> <li><input type="checkbox"/> 911 = Warm Brick</li> <li><input type="checkbox"/> 929 = Nutmeg</li> <li><input type="checkbox"/> 937 = Bark</li> <li><input type="checkbox"/> 984 = Dark Roast</li> <li><input type="checkbox"/> 993 = Sumatra</li> </ul> <p>Options for solid surfaces: S = Solid Surface +\$1050</p> <ul style="list-style-type: none"> <li><input type="checkbox"/> DWI = Designer White</li> </ul>	<p>METAL FINISH: BASE</p> <p>Options for metal finish:</p> <ul style="list-style-type: none"> <li><input type="checkbox"/> BL = Black Powder Coat</li> <li><input type="checkbox"/> WI = White Powder Coat</li> <li><input type="checkbox"/> LG = Light Grey Powder Coat</li> </ul> <p><input type="checkbox"/> PAL = Polished Aluminum +\$75</p>	<p>METAL FINISH: COLUMN</p> <p>Options for metal finish:</p> <ul style="list-style-type: none"> <li><input type="checkbox"/> BL = Black Powder Coat</li> <li><input type="checkbox"/> WI = White Powder Coat</li> <li><input type="checkbox"/> LG = Light Grey Powder Coat</li> </ul>
---------------------	-----------------------------------------------------------------------------------------------------------------------------------------------------------------------------------------------------------------------------------------------------------------------------------------------------------------------------------------------------------------------------------------------------------------------------------------------------------------------------------------------------------------------------------------------------------------------------------------------------------------------------------------------------------------------------------------------------------------------------------------------------------------------------------------------------------------------------------------------------------------------------------------------------------------------------------------------------------------------------------------------------------------------------------------------------------------------------------------------------------------------------------------------------	---------------------------------------------------------------------------------------------------------------------------------------------------------------------------------------------------------------------------------------------------------------------------------------------------------------------------------------------------	---------------------------------------------------------------------------------------------------------------------------------------------------------------------------------------------------------------------------------------------------------------------------------------

HTB51801S-2030.Top.Base.Column      Example: HTB51801S-2030.AH400.BL.BL



Universal Coffee Table



Style Number	Top Description	List Price	OH	OW	OD	Shipping Weight	Cube
HTB51801S-2036	wood	2,685	20	36	36	65	114.1

Ash | Square Top | Powder Coat Base & Column

PLEASE SPECIFY THE FOLLOWING TO ORDER:

MODEL NUMBER	<p>TOP MATERIALS   FINISH</p> <p>Options for wood finishes: AH = Ash</p> <ul style="list-style-type: none"> <li><input type="checkbox"/> 310 = Smoke Opaque</li> <li><input type="checkbox"/> 400 = Clear</li> <li><input type="checkbox"/> 402 = Black Opaque</li> <li><input type="checkbox"/> 403 = Grey Opaque</li> <li><input type="checkbox"/> 404 = Warm White Opaque</li> <li><input type="checkbox"/> 405 = Mist Opaque</li> <li><input type="checkbox"/> 406 = Denim Opaque</li> <li><input type="checkbox"/> 407 = Pewter Opaque</li> <li><input type="checkbox"/> 408 = Peppercorn Opaque</li> <li><input type="checkbox"/> 901 = Amber</li> <li><input type="checkbox"/> 902 = Designer White Opaque</li> <li><input type="checkbox"/> 911 = Warm Brick</li> <li><input type="checkbox"/> 929 = Nutmeg</li> <li><input type="checkbox"/> 937 = Bark</li> <li><input type="checkbox"/> 984 = Dark Roast</li> <li><input type="checkbox"/> 993 = Sumatra</li> </ul> <p>Options for solid surfaces: S = Solid Surface +\$1050</p> <ul style="list-style-type: none"> <li><input type="checkbox"/> DWI = Designer White</li> </ul>	<p>METAL FINISH: BASE</p> <p>Options for metal finish:</p> <ul style="list-style-type: none"> <li><input type="checkbox"/> BL = Black Powder Coat</li> <li><input type="checkbox"/> WI = White Powder Coat</li> <li><input type="checkbox"/> LG = Light Grey Powder Coat</li> </ul> <p><input type="checkbox"/> PAL = Polished Aluminum +\$75</p>	<p>METAL FINISH: COLUMN</p> <p>Options for metal finish:</p> <ul style="list-style-type: none"> <li><input type="checkbox"/> BL = Black Powder Coat</li> <li><input type="checkbox"/> WI = White Powder Coat</li> <li><input type="checkbox"/> LG = Light Grey Powder Coat</li> </ul>

HTB51801S-2036.Top.Base.Column Example: HTB51801S-2036.AH400.BL.BL



**Universal Coffee Table**



<i>Style Number</i>	<i>Top Description</i>	<i>List Price</i>	<i>OH</i>	<i>OW</i>	<i>OD</i>	<i>Shipping Weight</i>	<i>Cube</i>
<b>HTB51801Q-2030</b>	wood	<b>2,655</b>	20	30	30	65	114.1

Ash | Soft Square Top | Powder Coat Base & Column


PLEASE SPECIFY THE FOLLOWING TO ORDER:

MODEL NUMBER	TOP MATERIALS   FINISH	METAL FINISH: BASE	METAL FINISH: COLUMN	
	<p>Options for wood finishes: AH = Ash</p> <ul style="list-style-type: none"> <li><input type="checkbox"/> 310 = Smoke Opaque</li> <li><input type="checkbox"/> 400 = Clear</li> <li><input type="checkbox"/> 402 = Black Opaque</li> <li><input type="checkbox"/> 403 = Grey Opaque</li> <li><input type="checkbox"/> 404 = Warm White Opaque</li> <li><input type="checkbox"/> 405 = Mist Opaque</li> <li><input type="checkbox"/> 406 = Denim Opaque</li> <li><input type="checkbox"/> 407 = Pewter Opaque</li> <li><input type="checkbox"/> 408 = Peppercorn Opaque</li> <li><input type="checkbox"/> 901 = Amber</li> <li><input type="checkbox"/> 902 = Designer White Opaque</li> <li><input type="checkbox"/> 911 = Warm Brick</li> <li><input type="checkbox"/> 929 = Nutmeg</li> <li><input type="checkbox"/> 937 = Bark</li> <li><input type="checkbox"/> 984 = Dark Roast</li> <li><input type="checkbox"/> 993 = Sumatra</li> </ul>	<p>Options for solid surfaces: S = Solid Surface +\$1225</p> <p><input type="checkbox"/> DWI = Designer White</p>	<p>Options for metal finish:</p> <ul style="list-style-type: none"> <li><input type="checkbox"/> BL = Black Powder Coat</li> <li><input type="checkbox"/> WI = White Powder Coat</li> <li><input type="checkbox"/> LG = Light Grey Powder Coat</li> </ul> <p><input type="checkbox"/> PAL = Polished Aluminum +\$75</p>	<p>Options for metal finish:</p> <ul style="list-style-type: none"> <li><input type="checkbox"/> BL = Black Powder Coat</li> <li><input type="checkbox"/> WI = White Powder Coat</li> <li><input type="checkbox"/> LG = Light Grey Powder Coat</li> </ul>

HTB51801Q-2030.Top.Base.Column Example: HTB51801Q-2030.AH400.BL.BL



Universal Coffee Table



Style Number	Top Description	List Price	OH	OW	OD	Shipping Weight	Cube
HTB51801Q-2036	wood	2,685	20	36	36	65	114.1

Ash | Soft Square Top | Powder Coat Base & Column

PLEASE SPECIFY THE FOLLOWING TO ORDER:

<p>MODEL NUMBER</p>	<p>TOP MATERIALS   FINISH</p> <p>Options for wood finishes: AH = Ash</p> <ul style="list-style-type: none"> <li><input type="checkbox"/> 310 = Smoke Opaque</li> <li><input type="checkbox"/> 400 = Clear</li> <li><input type="checkbox"/> 402 = Black Opaque</li> <li><input type="checkbox"/> 403 = Grey Opaque</li> <li><input type="checkbox"/> 404 = Warm White Opaque</li> <li><input type="checkbox"/> 405 = Mist Opaque</li> <li><input type="checkbox"/> 406 = Denim Opaque</li> <li><input type="checkbox"/> 407 = Pewter Opaque</li> <li><input type="checkbox"/> 408 = Peppercorn Opaque</li> <li><input type="checkbox"/> 901 = Amber</li> <li><input type="checkbox"/> 902 = Designer White Opaque</li> <li><input type="checkbox"/> 911 = Warm Brick</li> <li><input type="checkbox"/> 929 = Nutmeg</li> <li><input type="checkbox"/> 937 = Bark</li> <li><input type="checkbox"/> 984 = Dark Roast</li> <li><input type="checkbox"/> 993 = Sumatra</li> </ul> <p>Options for solid surfaces: S = Solid Surface +\$1225</p> <ul style="list-style-type: none"> <li><input type="checkbox"/> DWI = Designer White</li> </ul>	<p>METAL FINISH: BASE</p> <p>Options for metal finish:</p> <ul style="list-style-type: none"> <li><input type="checkbox"/> BL = Black Powder Coat</li> <li><input type="checkbox"/> WI = White Powder Coat</li> <li><input type="checkbox"/> LG = Light Grey Powder Coat</li> </ul> <p><input type="checkbox"/> PAL = Polished Aluminum +\$75</p>	<p>METAL FINISH: COLUMN</p> <p>Options for metal finish:</p> <ul style="list-style-type: none"> <li><input type="checkbox"/> BL = Black Powder Coat</li> <li><input type="checkbox"/> WI = White Powder Coat</li> <li><input type="checkbox"/> LG = Light Grey Powder Coat</li> </ul>
---------------------	-----------------------------------------------------------------------------------------------------------------------------------------------------------------------------------------------------------------------------------------------------------------------------------------------------------------------------------------------------------------------------------------------------------------------------------------------------------------------------------------------------------------------------------------------------------------------------------------------------------------------------------------------------------------------------------------------------------------------------------------------------------------------------------------------------------------------------------------------------------------------------------------------------------------------------------------------------------------------------------------------------------------------------------------------------------------------------------------------------------------------------------------------------	---------------------------------------------------------------------------------------------------------------------------------------------------------------------------------------------------------------------------------------------------------------------------------------------------------------------------------------------------	---------------------------------------------------------------------------------------------------------------------------------------------------------------------------------------------------------------------------------------------------------------------------------------

HTB51801Q-2036.Top.Base.Column Example: HTB51801Q-2036.AH400.BL.BL