

BARBARA BARRY

KUBI



HBF



KUBI by Barbara Barry

The KUBI Collection is defined by its solid wood architecture, modular versatility, and unadorned details.

Meticulously crafted, KUBI punctuates a room as a signature piece or reimagines traditional spaces as ‘villages’.

Featuring seven elemental pieces, the collection creates a harmonious environment for reflection and connection.

American Design Icon

The Art of Creating Serenity Through Design

Barbara Barry is an iconic figure in the world of design, known for her thoughtful and reduced style.

As both a designer and entrepreneur, her career has been dedicated to shaping the American aesthetic by synthesizing elements from various traditions.

With a philosophy centered on simplicity and unity, she believes that good design should be understated and unadorned, devoid of unnecessary decoration.

“For me, it starts with a watercolor, it starts with a sketch, it starts with a line and a curve. I think it’s always lovely to have a strict geometry with a curve,” says Barry about her design process.

Her signature forms and calm interiors have earned widespread acclaim, and her long-selling designs serve as a testament to her connection with others.

Throughout her illustrious career, Barry has been honored with numerous designer awards and garnered praise from her peers and the press for her innovative approach to design.

Now, her narrative continues with a captivating collection for HBF, KUBI. Timeless yet contemporary, her designs align seamlessly with HBF’s commitment to originality and craftsmanship.

“KUBI is elemental, open and free, allowing it to transcend time”.



Barry featured with an early KUBI prototype



Agave Green

The KUBI collection also introduces an exclusive painted finish, Agave Green, developed by Barry, complementing existing wood standard finishes. “Green is my go-to color, inspired by the nature that surrounds me, I interact with it daily. For this collection, HBF developed this specific finish so that the fabric and the form can read monolithically and seamlessly,” says Barry regarding the significance of this signature palette.

The launch also coincides with Barbara Barry’s new indoor-outdoor textile - Ground Cover with HBF Textiles, which includes nine earth-tone inspired colorways, including two greens.



KUBI Collection

The KUBI collection redefines wooden furniture with effortless modularity, elevating an environment with its minimal yet captivating design and unmatched versatility.

Featuring seating and table pieces designed for both individual reflection and collaborative engagement, KUBI’s ability to function as an impactful standalone element punctuates any space.



SEATING

Lounge Chair

With its clean lines, minimalistic design, and focus on user experience, the KUBI Lounge Chair accentuates a space as a statement piece or exists as a modular interlocking unit for collaboration.



Two-Seater Lounge

The KUBI Two-Seater Lounge captures the collection’s philosophy of elemental forms and understated elegance to create optimal configurations for reception areas, lobbies, or boardrooms.



Bench

The KUBI Bench’s clean lines create a sense of tranquility and balance in any space. High-quality materials and superior craftsmanship ensure this bench is built to last in high-traffic areas.



TABLES

Side Table

The KUBI Side Table’s compact size makes it ideal for placing next to or between lounge chairs or benches, providing a convenient surface for lighting and personal objects.



Coffee Table

The KUBI Coffee Table is a thoughtfully designed piece with an elevated wood veneer or solid laminate inset top, perfectly suited for hotel lobbies or reception areas, keeping drinks and reading materials within easy reach.



Modular Table

The KUBI Modular Table redefines wooden furniture with effortless modularity. Seating and table modules seamlessly gang on any side, fostering a multitude of arrangements without sacrificing aesthetics.



Ottoman

Designed for multi-functional collaboration, the KUBI Ottoman’s versatility and mobility make it ideal for impromptu touchdowns or can be grouped together to accommodate community needs.





TYPICAL A

Lounge Chairs, Two-Seat Lounge, Side Table, Coffee Table

Frame + Tabletop Inset:
Oak - Field Elm

Upholstery:
Ground Cover in Flaxen

Overall Plan Dimensions:
8'6" x 6'1", 51.71 SQFT



TYPICAL D

Lounge Chairs with Kickplate, Modular Tables

Frame + Tabletop Inset:
Walnut - Nutmeg

Upholstery:
Ground Cover in Walnut

Kickplate:
Brushed Brass

Overall Plan Dimensions:
14' x 2'1", 29.17 SQFT



TYPICAL B

Two-Seat Lounges, Modular Tables

Frame + Tabletop Inset:
Walnut - Nutmeg

Upholstery:
Ground Cover in Conifer

Overall Plan Dimensions:
8'8" x 4'4", 37.56 SQFT



TYPICAL E

Benches, Ottomans, Modular Tables

Frame + Tabletop Inset:
Oak - Field Elm

Upholstery:
Ground Cover in Flaxen

Overall Plan Dimensions:
8'9" x 4'3", 37.19 SQFT



TYPICAL C

Lounge Chairs, Two-Seat Lounge, Ottoman, Coffee Table, Modular Table

Frame + Tabletop Inset:
Oak - Agave

Upholstery:
Ground Cover in Conifer

Overall Plan Dimensions:
6'7" x 8'1", 52.67 SQFT



TYPICAL F

Two-Seat Lounges, Benches, Modular Tables

Frame + Tabletop Inset:
Oak - Ebony

Upholstery:
Ground Cover in Shale

Overall Plan Dimensions:
15'4" x 6'7", 100.94 SQFT



Download Typical Pricing

Upholstery

KUBI features a diverse selection of hospitality-inspired, high-performance HBF Textiles as part of its standard offering. With a variety of luxurious woven textiles, full-grain leathers, and performance-coated fabrics available, the KUBI Lounge Collection’s seat and bolster empower designers to easily express their creativity.

- For a unique look, choose contrasting upholstery like woven fabric for the bolster and a more durable option like coated fabric or leather for the seat.
- Pattern-matched upholstery across the seams and piece to piece match.

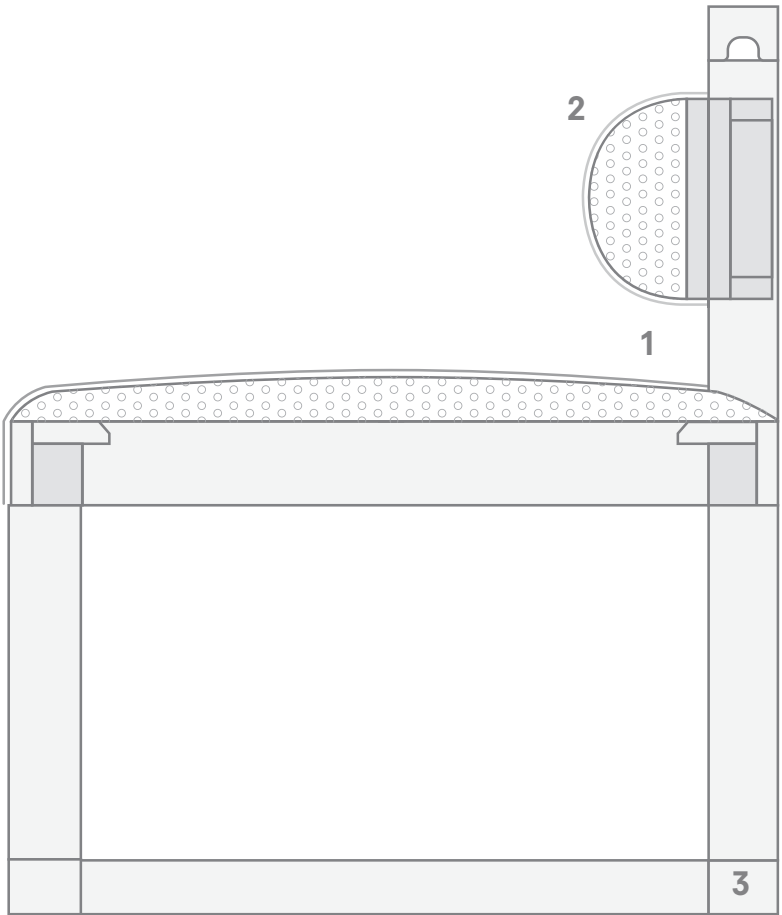


Ground Cover by Barbara Barry for HBF Textiles

Ground Cover captures the essence of nature, reflecting Barbara Barry’s deep connection with her surroundings. Outdoor approved, bleach cleanable, and crafted for versatility, Ground Cover perfectly complements the KUBI collection. Available in nine colorways, this acrylic fabric seamlessly blends performance and style.



Design Features




The KUBI collection boasts clean lines and premium features such as solid wood frames and seamless joinery, setting a new standard in furniture design.


1. Removable back bolster and seat cushion for easy reupholstery, designing for circularity.
2. The back bolster’s “Goldi-Locks” dimensions maximize comfort and support while minimizing material use.
3. Elegant mortise and tenon joints for a picture-frame aesthetic and a hidden mortise and tenon structure for unmatched strength.
4. Pressure-fit U-shaped metal ganging brackets let users easily connect and rearrange products for a customized layout—without the use of tools. Quantity of two included with every upholstered unit.
5. Intergrated finger pull carved into the solid wood frame of the Lounge Chair for mobility.
6. Tabletop inset available in wood veneer or laminate. Choose a matching or contrasting table inset.
7. Optional decorative stitch element that adorns the side curves of the bolster and top perimeter edge of the seat.
8. Optional metal kickplate shields from damage, promoting long-lasting durability.
9. Mini adjustable glides.



4 Ganging Bracket



5 Finger Pull



6 Tabletop Inset



7 Decorative Stitch



8 Kickplate




9 Mini Adjustable Glide

Finishes

Solid Wood Frame + Wood Veneer Tabletop Inset









Oak (Stains)

	Clear		Field Elm		Skyline
	Nutmeg		Pinnacle		Sumatra
	Phantom Ecrú				







Walnut (Stains)

	Skyline		Nutmeg		Pinnacle
	Sumatra				




Paint (On Oak Veneer)

	Agave		Fossil Shale		Loft
	Muslin		Titanium		Designer White
	Flint		Ebony		

Laminate Tabletop Inset

	Designer White		Fossil Shale		Loft
	Muslin		Flint		Titanium
	Black		Velvet Black		

Metal Kickplate

	Brushed Brass		Brushed Nickel		Solar Black
--	---------------	---	----------------	---	-------------



Sustainability

HBF prioritizes sustainable design by building furniture for longevity, durability, and easy serviceability. This allows you to replace parts, extending product life and value.

- KUBI’s seating components meet the rigorous BIFMA Level-3 standards (highest level); and the occasional tables meet BIFMA Level-2 standards.
- Achieving Indoor Advantage Gold certification, KUBI complies with the strictest standards for low chemical emissions.
- Meets BIFMA 7.4.4: PFAS, FR, PVC and Antimicrobial Free.
- KUBI’s modular design with removable bolster and seat allows for reupholstery, adapting to evolving styles or replacing damaged parts without needing a whole new piece.
- Solid wood frame is crafted from sustainable materials, and is 100% biodegradable at the end of its life.
- KUBI is made with 20% recycled content and is 68% recyclable.

Warranty

With a firm belief in quality and reliability, HBF offers a 12-year warranty on all products —one of the most generous warranties in the industry today.



Frame + Tabletop Inset: Walnut - Nutmeg | Upholstery: Ground Cover in Walnut



Frame + Tabletop Inset: Walnut - Nutmeg | Upholstery: Ground Cover in Walnut



Frame + Tabletop Inset: Walnut - Nutmeg | Upholstery: Ground Cover in Walnut



Frame: Walnut - Nutmeg | Upholstery: Ground Cover in Walnut

KUBI COLLECTION STATEMENT OF LINE

Lounge Chair

HLP524-011



OH 29.50 OD 25.00 SD 18.75
OW 23.00 SH* 17.25

WITH DECORATIVE STITCH
HLP524-111



Two-Seater Lounge

HLP524-012



OH 29.50 OD 25.00 SD 18.75
OW 54.00 SH* 17.25

WITH DECORATIVE STITCH
HLP524-112



Bench

HHP524-011



OH 17.50 OD 25.00 SD 25.00
OW 54.00 SH* 17.25

WITH DECORATIVE STITCH
HHP524-111



Ottoman

HHP524-021



OH 17.50 OD 25.00 SD 25.00
OW 25.00 SH* 17.25

WITH DECORATIVE STITCH
HHP524-121



Side Table

HTP52401S-181818



H 18.25 D 18.00 W 18.00



Coffee Table

HTP52401E-182248



H 18.25 D 22.00 W 48.00



Modular Table

HTP52401E-152525



H 15.25 D 25.00 W 25.00

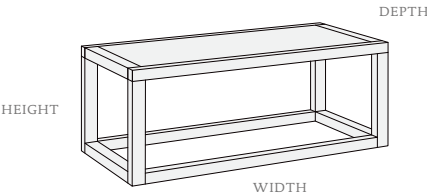
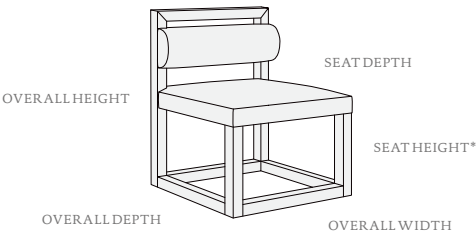


Finishes

Solid and Veneer Oak
Solid and Veneer Walnut
Laminate
Metal

DIMENSIONS

All dimensions in inches.



Explore the
Collection

*Reflects the nominal seat height to the top of the cushion apex.