

PRICING EFFECTIVE JUNE 2025

*Effective August 23, 2025, Gunlocke will apply a 3% surcharge to all orders.*

# SARANAC™

---

*Price & Specification Guide*



---

Gunlocke®

## VENEER 2 (SELECT)

### NATURAL FC CHERRY

A. Cinnamon/Biltmore	NC260
B. Lowell Ash	NC394
C. Medium Red	NC512
D. Light	NC701
E. Shaker	NC774
F. Burnished	NC777



### NATURAL FC MAPLE

G. Natural	NE800
H. Harvest	NE856



### NATURAL FC WALNUT

I. Florence	NT579
J. Light	NT601
K. Skyline	NT625
L. Nutmeg	NT629
M. Pinnacle	NT679
N. Sumatra	NT693
O. Ebony	NT509
(Use OP TopFin Only)	





**Effective August 23, 2025, Gunlocke will apply a 3% surcharge to all orders.**

## VENEER 2 (SELECT)



### STRATAWOOD CHERRY

A. Cinnamon/Biltmore	SC260
B. Lowell Ash	SC394
C. Light	SC701
D. Shaker	SC774
E. Burnished	SC777



### STRATAWOOD MAPLE

F. Belair	SE934
G. Beigewood	SE878
H. Field Elm	SE599
I. Harvest	SE856
J. Phantom Ecru	SE912
(Use OP TopFin Only)	









### STRATAWOOD WALNUT

K. Florence	ST579
L. Light	ST601
M. Skyline	ST625
N. Pinnacle	ST679
O. Sumatra	ST693



### STRATAWOOD OAK

P. Dark	SF331
---------	-------



**Effective August 23, 2025, Gunlocke will apply a 3% surcharge to all orders.**

## VENEER 3 (PREMIUM)

### NATURAL QC WALNUT

A. Florence	QT579
B. Light	QT601
C. Skyline	QT625
D. Nutmeg	QT629
E. Pinnacle	QT679
F. Sumatra	QT693
G. Ebony	QT509
(Use OP TopFin Only)	



### NATURAL RIFT CUT OAK

H. Light	RF301
I. Dark	RF331
J. Phantom Ecu	RF912
(Use OP TopFin Only)	
K. Fawn Cypress	RF108

## VENEER 4 (PLANK UPCHARGE)


### PLANK FC WALNUT\*

A. Light	PNT601
B. Skyline	PNT625
C. Nutmeg	PNT629
D. Pinnacle	PNT679
E. Sumatra	PNT693

### PLANK RIFT CUT OAK\*

F. Light	PRF301
G. Dark	PRF331
H. Phantom Ecu	PRF912
(Use OP TopFin Only)	

\* A lighter veneer stain will accentuate  
The random pattern of the plank layout.



**Effective August 23, 2025, Gunlocke will  
apply a 3% surcharge to all orders.**

# ORDERING OPTION CODES

Saranac  
06/25

TOP FINISH		GLASS (CREDENZA TOPS ONLY)		SOLID SURFACE (CREDENZA TOPS ONLY)	
Open Pore Low Sheen	OP	(12mm SOFT ETCHED)		(12mm SOLID)	
		Ice White-Designer White	GWH	Ebony Skies	SES
		Black	GBK	Designer White	SDW
		Muslin	GML	Cameo White (Alabaster White)	SAW

## MATERIALS + FINISHES

EDGE DETAIL (OPTIONAL)		PORT DOOR OPTION		LOCKS	
WOOD		Veneer (Doors included w/top)	V	Locks Yes	(Add \$170) LY
Square with Finger Route	SQF	Black	P71	Locks No	LN
Knife with Finger Route (+\$603)	KNF	Silver	PR6		
		Matte Gold	P8G		
		Pyrite	PJE		
		Designer White	PJW		
		Polished Aluminum	(Add \$242) PA		
PERIMETER POWER COLOR		FLAMMABILITY		KEYING	
White	WH	CTB 117 Flammability Rating	U	Field Installed Locks	FL
Black	BK				
		CUSHION UPHOLSTERY		FACTORY INSTALLED RANDOM KEY NUMBERS	
		Fabric + Leathers	1-27 L1-L5	Silver	RMS
				Black	RMB
				DESIGNATED KEY NUMBERS	
				Specify a number between-	
				Silver	FT100TAS - FT150TAS
				Black	FT100TA - FT150TA

Finish options are subject to change. For new finish information, visit us online: [www.gunlocke.com/finishsystem](http://www.gunlocke.com/finishsystem)

**Effective August 23, 2025, Gunlocke will  
apply a 3% surcharge to all orders.**

*Effective August 23, 2025, Gunlocke will  
apply a 3% surcharge to all orders.*

General Information . . . . .	2-11
Conditions of Sale. . . . .	2
GSA Terms & Conditions . . . . .	3
Warranty . . . . .	5
Delivery Information . . . . .	6
Veneers & Finishes . . . . .	7
Materials + Finishes . . . . .	8-10
Locks & Keying. . . . .	11
Product Reference . . . . .	13-20
Technical Specs . . . . .	14-15
Scope of Line . . . . .	16
Rectangular Tables. . . . .	17
Round and Square Tables . . . . .	18
Wire Management Options . . . . .	19-20
Tables . . . . .	21-27
36" Rectangular Tables. . . . .	22-23
42" and 48" Rectangular Tables . . . . .	24-25
Round and Square Tables . . . . .	26-27
Technology . . . . .	29-41
Double Port. . . . .	30
Single Port . . . . .	31
Perimeter Power Module. . . . .	32
Extron . . . . .	33
Extron Single Space Plates. . . . .	34-36
Extron Double Space Plates. . . . .	37-38
Wire Clip for Soft Plug Cords . . . . .	39
Wire Management. . . . .	40-41
Ancillary . . . . .	43-47
Credenza Tops . . . . .	44
Credenzas Wood Doors . . . . .	45
Benches . . . . .	46
Bench Cushion . . . . .	47
Grade Fabric Pricing . . . . .	48-49
Weights + Cubes . . . . .	50

**INTRODUCTION**

The Gunlocke Company is dedicated to providing the finest products and service possible. This price list reflects that commitment. Included is a current listing of our casegood models.

Seating and Lounge are presented in a separate price list. Contact your Gunlocke Customer Services Representative for more information, (800) 828-6300.

Designed for easy use, each page of this price list, and the inside front cover fold out provide all information required to order a product correctly. Should additional information be needed, contact your Gunlocke customer service representative.

**PRICING**

Prices shown cover standard product specifications. Any changes or alterations, other than those listed, will be subject to an additional charge. Prices include cartoning and freight. Authorization and pricing must be secured in advance for orders or contracts calling for large quantities, indefinite quantities, or extended delivery dates. Prices are subject to change without notice; the most current prices are published on <http://www.gunlocke.com>.

**ORDERING**

To expedite order entry and to assure proper service, email or fax all orders directly to:

**The Gunlocke Company**

Attn: Order Entry  
One Gunlocke Drive  
Wayland, New York 14572  
585-728-5111  
585-728-8350 FAX  
800-828-6300  
[www.gunlocke.com](http://www.gunlocke.com)

Gunlocke will not be responsible for duplicate orders if purchase orders are left unmarked.

**ACKNOWLEDGMENT**

Each order will be acknowledged by Gunlocke. Customers should check each acknowledgment for accuracy and immediately notify Gunlocke of any discrepancies. The printed acknowledgment is the final agreement between The Gunlocke Company and the customer, superseding all previous communications regarding the order.

**SPECIFICATION CHANGES**

Gunlocke reserves the right to change specifications for the improvement of products at any time, without notice.

**ORDER CHANGES**

Gunlocke is not required to accept changes in orders after confirmation. Reasonable changes are subject to additional charges for labor, material and administrative costs.

Order changes of acknowledgment may result in re-scheduling of product.

**RETURNED MERCHANDISE**

No merchandise may be returned without prior authorization.

**SHOWROOMS**

For all showroom locations and tour information, please reference the showrooms page online at: [www.gunlocke.com/inspiration/showrooms](http://www.gunlocke.com/inspiration/showrooms)

**CANCELLATIONS**

Cancellation of orders cannot be accepted since every order is manufactured according to customer specifications.

**STORAGE**

If delivery cannot be made and products are ready, Gunlocke will transfer products to a storage facility and products will be invoiced at that time. The customer is responsible for storage charges and assumes and bears all risks associated with the storage of that product.

**TERMS**

Net 30 days from date of invoice. A service charge of eighteen percent (18%) per year or .0004931% per day, compounded monthly, will be added to balance due beyond the thirtieth day. Products are shipped FOB factory, freight prepaid and allowed. Title passes to purchaser and Gunlocke's responsibility ceases when shipment is accepted for transportation by a carrier. A full explanation of all payment terms is found on order and invoice forms.

## ORDERING INFORMATION

**1a. Intended use:** The furniture on this schedule is intended for use by Government executives (or equivalent military rank) in the Executive, Judicial and Legislative Branches of the Federal Government. To help customers make a good purchasing decision based on their needs and budget, GSA has established four grades of furniture. Grade (1) includes furniture that tends to be the most expensive on this schedule, grade (2) furniture tends to be more moderately priced and grades (3) and (4) furniture tend to be affordably priced when compared to grades (1) and (2). Some pieces of furniture on this schedule may be significantly higher in price than GSA Traditional and Contemporary Executive Special Order Program furniture. The ordering agency or service is responsible for determining furniture appropriate for use in its offices which will fit within its budget and comply with applicable Federal or internal agency procurement regulations. Please see reverse for GSA terms and conditions.

## GSA/FEDERAL CONTRACT INFORMATION:

Model numbers identified with the following verbiage "When purchased separately without a configurable TAA compliant end product, not on GSA contract" is to mean that these configurable parts or components:

- Have no functionality or capability without being integrated into an end product; and
- Are considered Open Market if purchased without a configurable TAA compliant end product.

**Grade 1** All exposed solid parts such as top rims, base rails etc. (except decorative accents, inlays and painted parts) shall be the same species as the face veneer. Top and bottom edges of drawer fronts shall be solid wood in the same species as the face veneers. Drawer sides and backs shall be solid wood.

**Grade 2** Exposed wood panel trim and trim on tops shall be the same wood species as the face veneer on the top. Some or all other exposed solid parts, such as base rails can be an alternative wood species (such as poplar or gum) different from the face veneers. Exposed, finished engineered wood core material such as MDF is acceptable only for the edges of drawer fronts. Drawer sides shall be solid wood or veneer core plywood/laminated construction. Silea is grade 2.

**Grade 3** Most or all exposed solid parts can be an alternative wood species (such as poplar or gum), different from the face veneers. Exposed, finished engineered wood core material such as MDF is acceptable only for the edges of drawer fronts. Drawer sides shall be solid wood or veneer core plywood/laminated construction. Medley, Kennsington, Credentials, and all tables are grade 3.

**Grade 4** Most or all exposed solid parts can be an alternative wood species (such as poplar or gum), different from the face veneers. Exposed, finished engineered wood core material such as MDF is acceptable only for the edges of drawer fronts. Drawer sides shall be composite wood material construction such as MDF. Trio is grade 4.

## ITEMS ON GSA CONTRACT

Please note, in order to verify if an item is on GSA Contract or is "Open Market," please use Compass quoting which is updated in real time with all GSA contract changes. If you need additional assistance, please contact your local sales representative.

For more information visit:  
<https://www.allsteeloffice.com/insights/sustainability/product-certifications>.



## 12 YEAR WARRANTY

Subject to the limitations set forth below. The Gunlocke Company warrants to the original purchaser all product in this price list to be free from defects in material and workmanship for a twelve year period from the date of shipment. This 12-year warranty applies to all products sold and installed by a Gunlocke authorized agent for normal commercial single shift service. Gunlocke will repair, or at its option, replace defective merchandise, free of charge. The following components not manufactured by Gunlocke have the following warranties:

- **High wear components** such as casters and glides are warranted for five years after date of shipment to original owner.
- **Electrical components** warranted 10 years from date of manufacture with exception of lamps and ballasts which are not warranted. This includes Fluorescent Tasklights.
- **Drawer suspensions** are warranted for lifetime of product after shipment to original owner.
- **Personal corners** including covering (leather) are warranted for three years of single shift and normal use after shipment to original owner.
- **Height adjustable electrical components** are warranted for five years of single shift and normal use after shipment to original owner.

Any non-standard material selected by the customer is not warranted. Neither does this warranty apply to damage resulting from accident, alteration, or misuse, as well as damage from normal wear and tear such as dents, nicks, scratches, fading and improper maintenance. That is, Gunlocke's warranty is only valid if products are given proper use and care. Gunlocke assumes no responsibility for product damages resulting from improper installation or user modification.

## WOOD FURNITURE

Wood owes its inherent beauty to variations in color, grain, and texture, and therefore, these variations are not considered defects. There may be minor variations from one piece of furniture to the next even though they are finished at the same time. Exposure to light and the aging process will cause a darkening of natural wood products. Light finishes on wood products do not mask the natural characteristics of wood. The Gunlocke Company does not guarantee the exact matching of grain, pattern, and color.

These finishes do not cover any of the natural characteristics of the wood, including nature's colorations, pitch pockets, and the variations of steam-bent wood. Merchandise will not be replaced because of these natural variations.

It is expressly understood and agreed that the buyer's sole and exclusive remedy for any and all losses or damages resulting from nonconforming goods, or from any other cause, shall be repair or replacement of defective parts, and that Gunlocke shall not be liable for damages or injury to persons or property, nor for replacement of the entire commercial unit, if repair or replacement of defective parts can reasonably render the unit conforming.

All warranty claims must be made in writing by the original owner. Owner may be required to produce the invoice or other evidence to establish that a claim is within the warranty period. Warranty claims may be submitted on the Gunlocke website.

As stated and illustrated on the website, serial numbers are required to process a warranty claim. No person, firm or corporation is authorized to assume for Gunlocke any liability in connection with the sale or installation of Gunlocke products except as stated above.

All other warranties, expressed or implied, are excluded. Gunlocke shall not be liable for incidental or consequential damages of any sort.

Within the Continental USA, all orders above \$20,000 list are shipped FOB factory, freight prepaid and allowed. All orders less than \$20,000 list will be subject to a 5% list freight charge. Products shipped to Alaska and Hawaii FOB factory, freight prepaid and allowed to port of embarkation. Customer is responsible for freight charges from port of embarkation to final destination.

An anticipated shipping date is indicated on the order acknowledgment. Gunlocke cannot accept responsibility for shipping delays caused by outside sources or unforeseen problems. Delay of shipments requested by customers must be approved by Gunlocke. Any resultant storage charges will be charged to the customer.

Gunlocke may await completion of the entire order and ship all at once or may make partial shipments from time to time at its sole discretion unless the customer requests in writing that partial shipments are needed and Gunlocke approves the specific shipping schedule. Additional charges may apply.

Gunlocke is not liable for any delay or failure to deliver or perform due to strikes, lock-outs, or other labor or transportation difficulties, delay of sources or supply, accidents, fires, acts of God, or any other causes of like or unlike nature beyond the control of Gunlocke.

#### LIABILITY

Gunlocke products and their packaging are tendered to a transportation company only after passing rigid quality control inspection. At that time, title to the product is passed to the purchaser. However the transportation company assumes all liability from acceptance of shipment through its delivery. That is, Gunlocke's liability ceases at the time of shipment.

#### FILING OF CLAIMS

All claims for damage or loss must be submitted via our website within 15 days after receipt of merchandise. Do not return freight damaged merchandise to Gunlocke. Follow the steps below to expedite processing and resolution of claims.

#### For Visible Damage

1. Make damage notation on delivery receipt and have driver sign. Do not reject or refuse the shipment.
2. Immediately contact Gunlocke Traffic Department at 585-728-8268.
3. Hold damaged carton and all interior packing for carrier's inspection. These materials will be needed to substantiate the claim.

#### For Concealed Damage

1. Open cartons within 15 days of receipt and inspect.
2. Follow steps 2, and 3 as listed under Visible Damage.
3. Do not remove product from delivered destination.

#### For Loss

1. Be sure loss notation is made on delivery receipt and have driver sign.
2. Contact Gunlocke Traffic Department at 585-728-8268.

Should transportation company seek to limit its liability on concealed, loss, or damage claims, please contact Gunlocke's traffic department. After a thorough investigation of the claim, the traffic department will provide you with guidance in corresponding with the carrier.

Returned merchandise, regardless of delivery method, will not be accepted unless specifically authorized by Gunlocke.

#### For Damage or Loss of Parcel Post or UPS Shipment

Notify the Gunlocke traffic department immediately at 585-728-8268.

#### NORMAL DELIVERY

All normal ground transportation by Gunlocke will be made on a dock-to-dock basis. The Gunlocke traffic department will determine the recommended method of shipment according to the ship to destination. If the delivery on a shipment takes longer than 2 hours to be unloaded, an additional charge will be billed at \$60/ hour at 15 minute increments. Gunlocke reserves the absolute right to determine the method of shipping unless special delivery instructions have been previously approved.

**Gunlocke will make every effort in honoring delivery requests as stated on orders. However, the Company shall have no liability for failure to deliver, perform or delay in delivery due to any cause outside the control of Gunlocke. The Company assumes no liability for costs incurred due to delayed or late deliveries.**

If a guaranteed delivery time is needed please call Gunlocke Traffic Department at 585-728-8268 for a quote as additional charges will apply. Weekend or after hours deliveries are subject to additional charges.

#### WEEKEND DELIVERY

A \$500 charge will apply on weekend delivery after 3:00 PM Friday through Sunday evenings.

#### DROP SHIP / JOB SITE DELIVERY

Orders under \$50,000 list will incur a \$125 charge for ship to locations other than a designated dealer warehouse.

#### INSIDE DELIVERY

Inside delivery must be noted on order. A minimum \$100 charge will apply.

#### SPECIAL DELIVERY

Please contact the Gunlocke traffic department for special delivery services such as inside delivery, weekend or after hour deliveries, reconsignment or other special needs. These are billable services.

**Gunlocke will make every effort in honoring delivery requests as stated on orders. However, the Company shall have no liability for failure to deliver, perform or delay in delivery due to any cause outside the control of Gunlocke. The Company assumes no liability for costs incurred due to delayed or late deliveries.**

#### DOCK RESTRICTIONS

Gunlocke trailers are 53' x 102"; when attached to truck cab the total length is 75'. If delivery dock will not accommodate trucks of this sizes, the Gunlocke traffic department must be contacted prior to shipping. Alternate arrangements can be made; additional charges may apply.

## **SARANAC COLLECTION**

### **Veneers**

All exposed wood surfaces utilize select flat cut Cherry, Maple, Walnut veneers or premium quarter cut Walnut, and Rift Cut Oak veneers. Stratawood veneers are also available in Cherry, Maple, Walnut, or Oak. An optional plank veneer is also available in flat cut Walnut or Rift Cut Oak at veneer 4 pricing. All veneers except plank veneers are carefully selected and slip matched to assure balance and consistency throughout the product, while plank veneers are still carefully selected they are arranged in a deliberately random manner to achieve a unique look.

### **Specialty Finishes:**

- Submit a color sample block (minimum size 3" x 3") to Gunlocke so that a finish formulation can be developed to match the special finish and color.
- Review the approval sample provided by Gunlocke.
- Written approval and sign off is required for Gunlocke customer service.
- Once written approval and sign off is received, the special finish order will be acknowledged.

**Note:** See our Website at [Gunlocke.com](http://Gunlocke.com) for special finish request forms.

### **All Casegoods & Tables Purchase Orders:**

- 10% list upcharge per wood unit to base veneer option receiving special finish.
- \$250 net formulation fee for special finish.

**Note:** This procedure and related costs apply to new and previously formulated special finishes. Special finish orders may receive additional lead time.

**SARANAC VENEERS**

veneer 2 (select)

- Plain Sliced Cherry
- Plain Sliced Maple
- Plain Sliced Walnut
- Stratawood Cherry
- Stratawood Maple
- Stratawood Walnut
- Stratawood Rift Oak

veneer 3 (premium)

- Quarter Cut Walnut
- Rift Cut Oak

veneer 4 (plank)

- Random Plank Flat Cut Walnut
- Random Plank Rift Cut Oak

**NOTE:** For FSC Certified Product add "FSC" to beginning of finish option code. Example: FSCNC260. A 5% list upcharge will be applied per unit ordered with FSC option.

### veneer 3 (premium)

#### NATURAL QUARTER CUT WALNUT

Light Walnut	QT601
Coffee Walnut	QT615
Charcoal Grey Walnut	QT637
Dark Roast Walnut	QT684
Sumatra Walnut	QT693
Nutmeg Walnut	QT629

#### NATURAL RIFT CUT OAK

Light Rift Cut Oak	RF301
Dark Rift Cut Oak	RF331
Fawn Cypress Rift Cut Oak	RF108

### veneer 4 (plank)

#### RANDOM PLANK FLAT CUT WALNUT

Light Walnut	PNT601
Coffee Walnut	PNT615
Charcoal Grey Walnut	PNT637
Dark Roast Walnut	PNT684
Sumatra Walnut	PNT693
Nutmeg Walnut	PNT629

#### RANDOM PLANK RIFT CUT OAK

Light Rift Cut Oak	PRF301
Dark Rift Cut Oak	PRF331

\*Veneer 3 options with a lighter veneer stain will accentuate the random pattern of the plank layup.

**EDGE DETAIL (optional)**

Square with Finger Route

| **SQF**



Knife with Finger Route | **KNF (Add \$603)**



**FLAMMABILITY**

CTB 117 Flammability Rating

| **U**

CTB 133 Flammability Rating

| **U3 (Add +\$153)**

**CUSHION UPHOLSTERY**

Fabric

| **Grades 1-27**

Leathers

| **L1-L5**

**GLASS (CREDENZA TOPS ONLY)**

(12mm soft etched)

Designer White Glass with White Subtop | **GWH**

Black Glass with Black Subtop | **GBK**

Muslin Glass with White Subtop | **GML**

**SOLID SURFACE (CREDENZA TOPS ONLY)**

(12mm solid)

Ebony Skies | **SES**

Designer White | **SDW**

Alabaster White | **SAW**

**PORT DOOR OPTION**

Veneer

| **V**

Silver Powder Coat

| **SV**

Polished Aluminum

| **PA (Add +\$242 per cutout)**

**PERIMETER POWER COLOR**

White

| **WH**

Black

| **BK**

**LOCKS**

Locks Yes

| **LY (Add \$170)**

Locks No

| **LN**

**KEYING**

Field Installed Locks

| **FL**

Factory Installed Random Key Numbers:

Silver

| **RMS**

Black

| **RMB**

Designated Key Numbers specify a number between:

Silver

| **FT100TAS - FT150TAS**

Black

| **FT100TA - FT150TA**

LOCKS & KEYING

Locks are standard on all below worksurface storage units. Two lock options are available. When the factory installed lock option is selected lock cores are installed at the factory. Note: when the random option is selected some units may be shipped with the same key number. When the field installed lock option is selected each unit is shipped with an empty lock cylinder. Locks are Silver or Black.

factory installed locks

option code

Option 1

<b>SILVER RANDOM KEYS</b>	<b>RMS</b>
<b>BLACK RANDOM KEYS</b>	<b>RMB</b>

Option 2

Specify a number between

<b>SILVER DESIGNATED KEYS</b>	<b>100TAS - 150TAS</b>
<b>BLACK DESIGNATED KEYS</b>	<b>100TA - 150TA</b>

Field installed locks are also available. When field installed locks are specified each unit is shipped with an empty lock cylinder. A separate line item must be ordered to receive the numbered lock cores for field installation. Field installed locks are available at an additional charge of \$12 list per lock core.

Field installed lock core set, specify model # and key number (add \$12 list per core):

model number

Specify a number between

<b>SILVER DESIGNATED KEYS</b>	<b>ACLCKFLD</b>	<b>100TAS - 200TAS</b>
<b>BLACK DESIGNATED KEYS</b>	<b>ACLCKFLD</b>	<b>100TA - 200TA</b>

**Note:** Add \$12 list per lock core.



Product Reference . . . . . 13-20

    Technical Specs . . . . . 14-15

    Scope of Line . . . . . 16

    Rectangular Tables . . . . . 17

    Round and Square Tables . . . . . 18

    Wire Management Options . . . . . 19-20

## veneers

All exposed wood surfaces utilize select flat cut Cherry, Maple, Walnut veneers or premium quarter cut Cherry, Maple, Walnut, and Rift Cut Oak veneers. Stratawood veneers are also available in Cherry, Maple, Walnut, or Oak. An optional plank veneer is also available in flat cut Walnut or Rift Cut Oak at veneer 4 pricing. All veneers except plank veneers are carefully selected and slip matched to assure balance and consistency throughout the product. While plank veneers are still carefully selected they are arranged in a deliberately random manner to achieve a unique look.

## veneer tops

Wood veneer tops feature a balanced 3-ply construction and are comprised of a premium 1 1/8" thick substrate. Tops are available with an optional square or knife edge profile, and all tops are premium MDF construction. All tables have a finger-pull recessed on the bottom of the edge detail. Tops are faced with premium veneer and backed with a polymer resin impregnated moisture resistant material. Multi-piece tops are connected with 1/8" thick plastic splines for vertical alignment and steel mechanical fasteners for horizontal alignment to firmly connect the tops end to end. All tops utilize 1/2" mitered edgebands on natural veneers, and 3/32" butt jointed edgebands on stratawood veneers.

## SOLID SURFACE TOPS

Tops are constructed with 1/2" solid surface material applied to premium 1" plywood. The solid surface has a matte finish. Solid surface is only available on credenza tops.

## BACK PAINTED GLASS TOPS

The back painted glass top is 1/2" thick low iron tempered with the top surface soft acid etched. Glass edge is square, aris polished. Back painted glass is only available on credenza tops.

## TABLE LEGS AND APRON

All tables include a 1" thick x 2 3/4" high apron to further assist in stability of the product. Single piece tops come with the apron attached, and multi-piece tops will require field installation. Units larger than 96" in length also include steel stiffeners for support. Recessed into the bottom of top is a steel mounting plate with pre-drilled holes for connecting the leg to the bottom of the worksurface. Leg assembly on all tables is field installed using metal corner brackets. The leg is comprised of 3 1/2" x 2" solid hardwood. Veneer tops pair with solid hardwood legs and aprons. Cherry Veneers use Cherry solids, Maple veneers use Maple solids, and Walnut and Rift Oak veneers use Ash solids.

## TECHNOLOGY PORTS

Recessed in table top, unit is available as double door and single door port. Cover flips up to access power and data ports. Veneer tops are available with wood, powder coat silver, and polished aluminum doors. Laminate tops are available with powder coat silver and polished aluminum doors. Hinged port doors are on a dampening hinge for smooth open/close. The metal door materials are specified and ship with ports for field installation, and veneer doors are specified and ship with tops for field installation. Wood port doors are a close veneer match to top, but not an exact match.

The sheet metal port assembly that houses the power and Extron components is black powder coated sheet metal. Power units are powder coated sheet metal enclosure and rated for 15 amp, 125 volt with circuit breaker. Units can be specified with 10' grounded standard plug or 6' hardwire conduit option. Unit is field installed. UL Listed. Each USB simplex includes (2) 1 amp USB ports.

- Double port units include (6) simplex power/USB power outlets and (2) double space Extron AAP plates or (4) single space Extron AAP plates.
- Single port units include (3) simplex power/USB power outlets and (1) double space Extron AAP plate or (2) single space Extron AAP plates.

Extron units are ordered separately. For complete specifications on the Extron AAP plates reference the Extron website, Architectural Connectivity – <http://www.extron.com/product/index.aspx>

## PERIMETER POWER MODULE

Perimeter power modules are 5 1/2"W x 2"H and available in white or black. Unit includes a smooth single-piece cover with cutouts for (2) power and (2) charging USB ports. Each enclosure is rated for 15 amp, 125 volt. Units can be specified with 10' standard plug or 6' hardwire conduit option. Unit is field installed. UL Listed. USB charging ports are 2.1 amps per port.

## GLIDES

Glides provide 1 1/8" of vertical leveling adjustment. Glide bottom is durable nonrust nylon.

## CREDENZAS ON LEGS

Available in standard and buffet heights. Credenza chassis are made with veneer end panels and fronts which are constructed with 1" thick balanced 3-ply panels. Panels are securely fastened together with cam fasteners in conjunction with pressed hardwood biscuits that are securely adhered with PVA (white polyvinyl acetate) glue.

Credenza tops are ordered separately. Wood and laminate tops are 3/4" thick. Back painted glass and solid surface tops are 1/2" thick.

Leg base credenzas include a 3 1/2" wide x 2" thick solid wood foot that raises the credenza 5 1/4" off the floor. Legs are attached to 1" thick x 2 3/4" high apron with metal corner brackets. Credenzas ship fully assembled with a filler panel attached to the bottom of leg. The filler panel will need to be removed, and replaced with the adjustable glides. Each unit is equipped with a minimum of four adjustable glides.

All hinged doors include touch latches. All adjustable shelves are standard behind doors.

## **HINGES**

Units with hinged doors include 95° free swinging hinges with touch latches. Hinges are fully adjustable.

## **LOCKS**

Silver or black face locks are optional on all standard height and buffet height credenza units. Locks specified on the buffet credenza are located on the lower hinged doors only, all hidden drawers are non-locking. Lock plugs are either factory or field installed.

## **KEYING**

Keying is available either factory or field installed.

Factory installed keying offers two options: random or designated. When the random keying option is selected an arbitrary key number will be assigned to the unit. Note: some furniture units may have like key numbers when random keying is selected. When the designated keying option is selected a key number must be specified between 100TAS-150TAS for silver lock core and 100TA-150TA for black lock cores. All keys are solid brass.

When the field installed keying option is selected, a lock cylinder will not be included in the furniture unit. A lock master key and lock cylinder package must be specified separately to install the lock cylinders in the field. The master key provides the ability for lock cylinders to be easily installed and removed in the field.

## **FINISH**

Natural veneer is subject to nature's quality control. Each species will exhibit differences in grain pattern and tone. This is to be expected and, in fact, contributes to the beauty and individuality of each product. Flat Cut veneers emphasize the variations of wood by exhibiting cathedrals in the grain pattern. Quarter Cut and Rift Cut veneers are a premium cut that maintains variations in the grain but without cathedral patterns. Stratawood is a natural, FSC®-certified reconstituted veneer that is designed to exhibit a consistent grain pattern and is available in either a straight grain or cathedral pattern.

Our proprietary wood finish system utilizes a combination of topcoats engineered for the various applications found in the furniture industry. It is exceptionally clear and durable, and allows the beauty of wood to show through. The durability, depth, clarity, and beauty of our wood finishes meet the high expectations of our customers, and meet or exceed indoor air quality (IAQ) standards. All colors and species are not available on all products. Please refer to front cover of price lists for availability of finishes.

## **CLEANING FINISH**

Dust with damp cloth. Remove fingerprints or soiling with mild solution; 3 parts water with small amount of mild dish detergent. Apply solution with spray bottle, wipe clean and dry with soft cloth. Note: Do not use furniture polishes containing oil, wax, or silicone, which can produce an oily film or haze.

## **CLEANING GLASS**

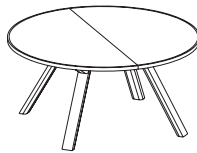
Dust with damp cloth. Remove fingerprints or soiling with glass cleaner; use any common glass cleaner on the market. Spray glass cleaner onto the glass and wipe clean using a soft cloth.

TABLES


---



Rectangular



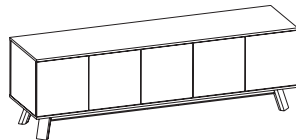
Round



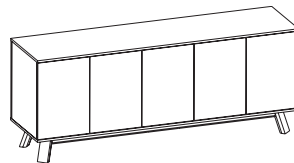
Square

CRENZAS & ANCILLARY

---




Credenza (standard height)



Credenza (buffet height)

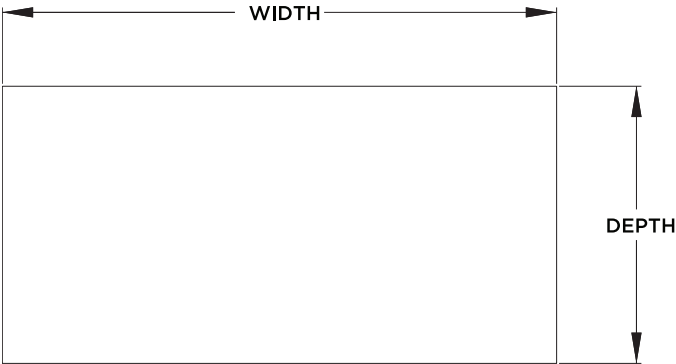


Bench



Bench with Cushion

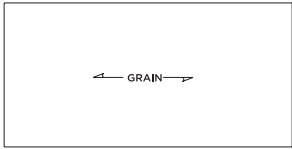
RECTANGULAR TABLES



Rectangular

**Primary Use:** Conference room table tops for board rooms, staff conference rooms, and meeting rooms.

**Grain Direction:** All wood, on tops run long grain, grain running the width of top.



**Example:** Grain running width of top

d x w	seating capacity	wood grain direction	laminate grain direction
36 x 72	4 - 6	width	width
36 x 84	4 - 6	width	width
36 x 96	6 - 8	width	width
42 x 72	4 - 6	width	width
42 x 84	4 - 6	width	width
42 x 96	6 - 8	width	width
42 x 108	6 - 8	width	width
42 x 120	8 - 10	width	width
48 x 72	4 - 6	width	width
48 x 84	4 - 6	width	width
48 x 96	6 - 8	width	width
48 x 108	6 - 8	width	width
48 x 120	8 - 10	width	width


	36	42	48
72			
84			
96			
108			
120			

# REFERENCE

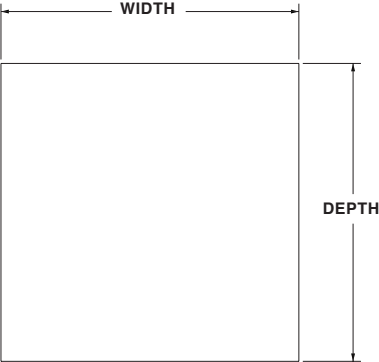
Round and Square Tables

Saranac  
06/25

## ROUND AND SQUARE TABLES



Round

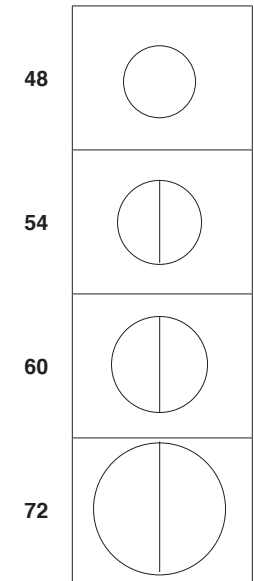


Square


d x w	seating capacity
48 x 48	5 - 6
54 x 54	7 - 8
60 x 60	7 - 8
72 x 72	7 - 8

**Primary Use:** Conference room table tops for board rooms, staff conference rooms, and meeting rooms.

## ROUND AND SQUARE TOPS | WOOD



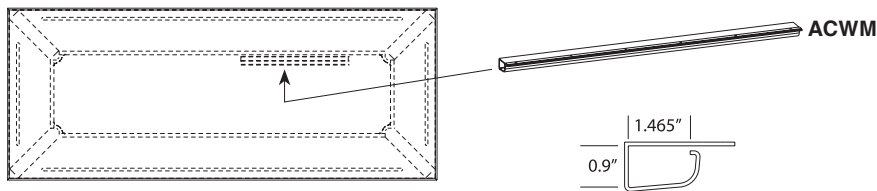
Round



Square

## HORIZONTAL WIRE MANAGEMENT

---

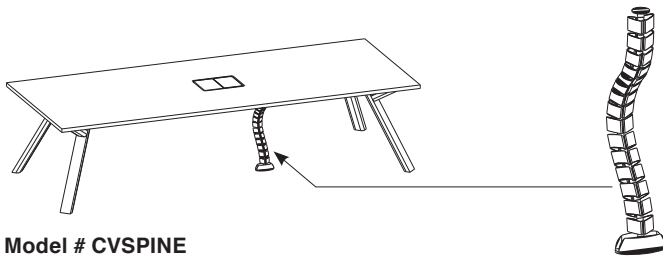


### Model # ACWM

Gunlocke model number ACWM is shipped standard with every Saranac table. The wire manager runs 30" in length and is field installed by attaching to the bottom of the worksurface behind the wood apron.


## VERTICAL WIRE MANAGEMENT

---



### Model # CVSPINE

Optional wire management for the Saranac table is the wire spine (CVSPINE). The wire spine is translucent white, and can assist in managing cords to the floor. The spine is field installed, and must be off center to any technology ports.



### Model # GD2HBS-WIREMGR

Optional wire management for the Saranac table is the wire management channel (GD2HBS-WIREMGR). The wire channel is polished stainless steel, and can assist in managing cords to the floor. The channel is field installed, and runs down the leg of the Saranac table.

## REFERENCE

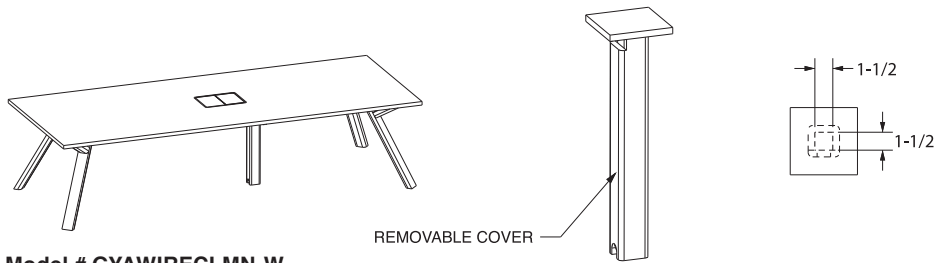
### Wire Management Options

Saranac

06/25

#### VERTICAL WIRE MANAGEMENT

---



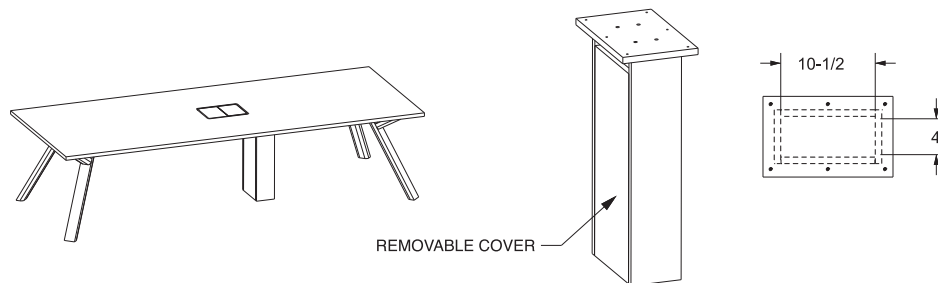
##### Model # GYAWIRECLMN-W

Optional wire management for the Saranac table is the wire management column (GYAWIRECLMN-W)

The column is solid wood and may be stained in any standard finish option to match the table.

There is a removable access cover that opens to a 1 1/2" x 1 1/2" space for wires.

The column is field installed, and must be off center to any technology ports.



##### Model # GYAWIREBASE-W

Optional wire management for the Saranac table is the wire management base (GYAWIREBASE-W)

The base is made of veneer panels and may be stained in any standard finish option to match the table.

There is a removable access cover that opens to a 10 1/2" x 4" space for wires.

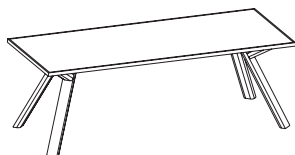
The base is field installed, and must be off center to any technology ports.

Tables .....21-27  
    36" Rectangular Tables. ....22-23  
    42" and 48" Rectangular Tables .....24-25  
    Round and Square Tables .....26-27

# 36" RECTANGULAR TABLES

**Saranac**  
06/25

## 36" RECTANGULAR



D	W	model number + type	veneer 2	veneer 3	veneer 4
36	72	<b>GYATBRT3672-</b> <input type="text"/>	6,727	7,402	7,738
36	84	<b>GYATBRT3684-</b> <input type="text"/>	7,335	8,070	8,437
36	96	<b>GYATBRT3696-</b> <input type="text"/>	8,432	9,277	9,699

### PRODUCT INFO

**Note**  
Type must be specified as part of model number  
WW = Wood Top, Wood Base

**Spec Tip**  
Technology selection for cut out only. Insert cut out option code from matrix on the next page.

### TO ORDER PLEASE SPECIFY THE FOLLOWING:

- MODEL NUMBER + TYPE**
- FINISH**
- TOP FINISH (WOOD TOPS ONLY)**
- EDGE DETAIL**
- TECHNOLOGY CUTOUT**  
(Insert option from shaded area on next page)

See inside front cover for required option codes

Example

GYATBRT3672-WW.NT629.OP.KNF.GN  
 GYATBRT3672-WW NT629 OP KNF GN  
 MODEL NUMBER FINISH TOP FINISH EDGE DETAIL TECHNOLOGY CUTOUT


			36" DEPTH TOPS				
technology cutout option	cutout option code	description	36 x 72	36 x 84	36 x 96	technology model # required	quantity


No Technology Cutout

	GN	No technology cutout	•	•	•	GN	N/A
--	----	----------------------	---	---	---	----	-----

## 42" AND 48" RECTANGULAR TABLES

**Saranac**  
06/25

	D	W	model number + type	veneer 2	veneer 3	veneer 4
<b>42" RECTANGULAR</b> 	42	72	<b>GYATBRT4272-</b> <input type="text"/>	8,470	9,320	9,743
	42	84	<b>GYATBRT4284-</b> <input type="text"/>	9,416	10,360	10,831
	42	96	<b>GYATBRT4296-</b> <input type="text"/>	10,313	11,347	11,863
	42	108	<b>GYATBRT42108-</b> <input type="text"/>	11,736	12,911	13,498
	42	120	<b>GYATBRT42120-</b> <input type="text"/>	12,894	14,186	14,830

<b>48" RECTANGULAR</b> 	48	72	<b>GYATBRT4872-</b> <input type="text"/>	8,788	9,668	10,107
	48	84	<b>GYATBRT4884-</b> <input type="text"/>	9,812	10,795	11,287
	48	96	<b>GYATBRT4896-</b> <input type="text"/>	10,855	11,943	12,485
	48	108	<b>GYATBRT48108-</b> <input type="text"/>	12,218	13,443	14,053
	48	120	<b>GYATBRT48120-</b> <input type="text"/>	13,765	15,145	15,832

### PRODUCT INFO

#### Note

Type must be specified as part of model number  
WW = Wood Top, Wood Base

#### Spec Tip

Technology selection for cut out only. Insert cut out option code from matrix on the next page.

### TO ORDER PLEASE SPECIFY THE FOLLOWING:



- |                         |   |
|-------------------------|---|
| 1. <input type="text"/> | <b>MODEL NUMBER + TYPE</b>  |
| 2. <input type="text"/> | <b>FINISH</b>   |
| 3. <input type="text"/> | <b>TOP FINISH (WOOD TOPS ONLY)</b>  |
| 4. <input type="text"/> | <b>EDGE DETAIL</b>  |
| 5. <input type="text"/> | <b>TECHNOLOGY CUTOUT</b><br>(Insert option from shaded area on next page) |

See inside front cover for required option codes

Example

GYATBRT4272-WW.NC215.OP.SQF.GN

GYATBRT4272-WW	NC215	OP	SQF	GN
MODEL NUMBER	FINISH	TOP FINISH	EDGE DETAIL	TECHNOLOGY CUTOUT

			42" DEPTH TOPS					48" DEPTH TOPS						
technology cutout option	cutout option code	description	42 x 72	42 x 84	42 x 96	42 x 108	42 x 120	48 x 72	48 x 84	48 x 96	48 x 108	48 x 120	technology model # required	qty
No Technology Cutout														
	GN	No technology cutout	•	•	•	•	•	•	•	•	•	•	GN	N/A
1 Technology Cutout														
	C1SA C1SV	1 Single port 1 Single port, veneer door	•	•	•	•	•	•	•	•	•	•	GD2PORTS-__	1
	C1DA C1DV	1 Double port 1 Double port, veneer door	•	•	•	•	•	•	•	•	•	•	GD2PORTD-__	1


**Note:** Above options are for cutout only; technology unit ordered separately on pages 34-37.

**PORT DOOR MATERIAL UPCHARGES:**  
**SV Veneer (Add \$242 per cutout) Veneer doors ship with top**

**Note:** Gunlocke does not guarantee an exact finish match for veneer doors. Although the finish is a good match, they are not exact matches.

# ROUND AND SQUARE TABLES

**Saranac**  
06/25

	D	W	model number + type	veneer 2	veneer 3	veneer 4
<b>ROUND</b> 	48	48	<b>GYATBRD48-</b> <input type="text"/>	7,725	8,500	8,886
	54	54	<b>GYATBRD54-</b> <input type="text"/>	8,759	9,637	10,075
	60	60	<b>GYATBRD60-</b> <input type="text"/>	9,748	10,725	11,212
	72	72	<b>GYATBRD72-</b> <input type="text"/>	11,323	12,457	13,024

<b>SQUARE</b> 	48	48	<b>GYATBSQ48-</b> <input type="text"/>	7,725	8,500	8,886
	54	54	<b>GYATBSQ54-</b> <input type="text"/>	8,759	9,637	10,075
	60	60	<b>GYATBSQ60-</b> <input type="text"/>	9,748	10,725	11,212
	72	72	<b>GYATBSQ72-</b> <input type="text"/>	11,323	12,457	13,024

## PRODUCT INFO

### Note

Type must be specified as part of model number  
WW = Wood Top, Wood Base

### Spec Tip

Technology selection for cut out only. Insert cut out option code from matrix on the next page.

## TO ORDER PLEASE SPECIFY THE FOLLOWING:

- MODEL NUMBER + TYPE**
- FINISH**
- TOP FINISH (WOOD TOPS ONLY)**
- EDGE DETAIL**
- TECHNOLOGY CUTOUT**  
(Insert option from shaded area on next page)

See inside front cover for required option codes

Example

GYATBRD48-WW.NC215.OP.SQF.GN

GYATBRD48-WW	NC215	OP	SQF	GN
MODEL NUMBER	FINISH	TOP FINISH	EDGE DETAIL	TECHNOLOGY CUTOUT

ROUND AND SQUARE TABLES

			ROUND TOPS				SQUARE TOPS					
technology cutout option	cutout option code	description	48 x 48	54 x 54	60 x 60	72 x 72	48 x 48	54 x 54	60 x 60	72 x 72	technology model # required	qty
No Technology Cutout												
	GN	No technology cutout	•	•	•	•	•	•	•	•	GN	N/A



Technology . . . . .29-41

    Double Port. . . . . 30

    Single Port . . . . . 31

    Perimeter Power Module. . . . . 32

    Extron . . . . . 33

    Extron Single Space Plates. . . . .34-36

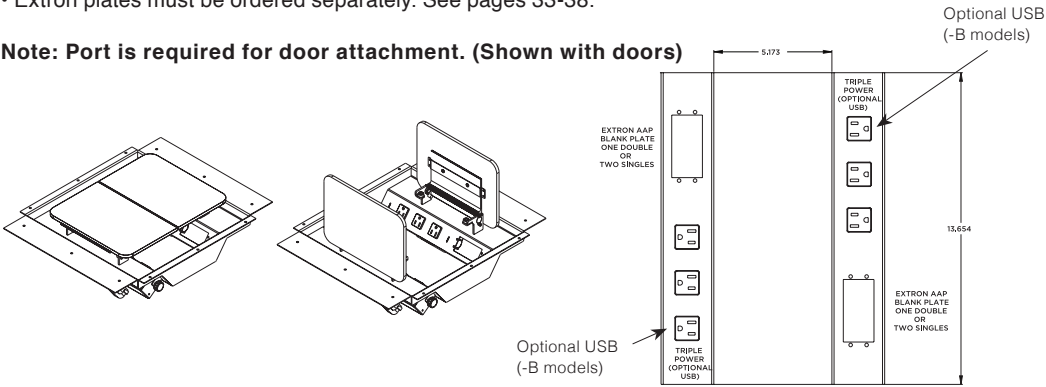
    Extron Double Space Plates. . . . .37-38

    Wire Clip for Soft Plug Cords . . . . . 39

    Wire Management. . . . .40-41

	D	W	H	model number	list
STANDARD PLUG	15 1/4	19 1/4	4	GD2PORTD-A	3,913
	<ul style="list-style-type: none"><li>Includes 6 power plus 2 Extron in each port</li><li>Extron plates must be ordered separately. See pages 33-38.</li></ul>				
	15 1/4	19 1/4	4	GD2PORTD-B	4,111
	<ul style="list-style-type: none"><li>Includes 4 power plus dual USB A+C power simplexes and 2 Extron in each port.</li><li>Each USB simplex includes (2) 1 amp USB ports.</li><li>Extron plates must be ordered separately. See pages 33-38.</li></ul>				
HARDWIRED	15 1/4	19 1/4	4	GD2PORTD-A-HW	3,913
	<ul style="list-style-type: none"><li>Includes 6 power plus 2 Extron in each port</li><li>Extron plates must be ordered separately. See pages 33-38.</li></ul>				
	15 1/4	19 1/4	4	GD2PORTD-B-HW	4,111
	<ul style="list-style-type: none"><li>Includes 4 power plus dual USB A+C power simplexes and 2 Extron in each port.</li><li>Each USB simplex includes (2) 1 amp USB ports.</li><li>Extron plates must be ordered separately. See pages 33-38.</li></ul>				

Note: Port is required for door attachment. (Shown with doors)



PRODUCT INFO

10' Standard plug or 6' hardwire power source

TO ORDER PLEASE SPECIFY THE FOLLOWING:

1.
2.
- MODEL NUMBER

DOOR MATERIAL
- PA

V

P71

PR6

P8G

PJE

PJW
- Polished aluminum doors (Add \$242)

Veneer doors

Black

Silver

Matte Gold

Pyrite

Designer White

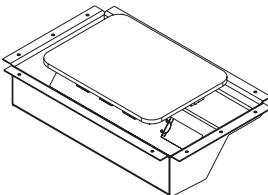
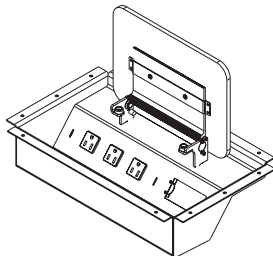
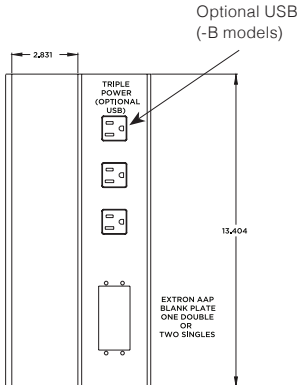
NOTE: Metal doors ship with ports, veneer doors ship with tops.

Example

GD2PORTD-A.SV

GD2PORTD-APR6

MODEL NUMBERDOOR MATERIAL

	D	W	H	model number	list
STANDARD PLUG	15 1/4	8 3/4	4	GD2PORTS-A	2,348
	<ul style="list-style-type: none"><li>• Includes 3 power plus 1 Extron in each port</li><li>• Extron plates must be ordered separately. See pages 33-38.</li></ul>				
	15 1/4	8 3/4	4	GD2PORTS-B	2,544
	<ul style="list-style-type: none"><li>• Includes 2 power plus dual USB A+C power simplex and 1 Extron in each port</li><li>• Each USB simplex includes (2) 1 amp USB ports.</li><li>• Extron plates must be ordered separately. See pages 33-38.</li></ul>				
HARDWIRED	15 1/4	8 3/4	4	GD2PORTS-A-HW	2,348
	<ul style="list-style-type: none"><li>• Includes 3 power plus 1 Extron in each port</li><li>• Extron plates must be ordered separately. See pages 33-38.</li></ul>				
	15 1/4	8 3/4	4	GD2PORTS-B-HW	2,544
	<ul style="list-style-type: none"><li>• Includes 2 power plus dual USB A+C power simplex and 1 Extron in each port</li><li>• Each USB simplex includes (2) 1 amp USB ports.</li><li>• Extron plates must be ordered separately. See pages 33-38.</li></ul>				
<b>Note: Port is required for door attachment. (Shown with doors)</b>					
					
					

PRODUCT INFO

10' Standard plug or 6' hardwire power source


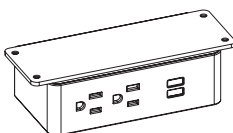
TO ORDER PLEASE SPECIFY THE FOLLOWING:

1.	<input type="text"/>	MODEL NUMBER
2.	<input type="text"/>	DOOR MATERIAL
		PA Polished aluminum doors (Add \$242)
		V Veneer doors
		P71 Black
		PR6 Silver
		P8G Matte Gold
		PJE Pyrite
		PJW Designer White

NOTE: Metal doors ship with ports, veneer doors ship with tops.

Example

GD2PORTS-A.SV	
GD2PORTS-A	PR6
MODEL NUMBER	DOOR MATERIAL

	D	W	H	model number	list
<b>STANDARD PLUG</b>	3	5 1/2	2	<b>GDAPPM-EEU</b>	552
	<ul style="list-style-type: none"><li>• Includes dual USB A+C power plus 2 power</li></ul>				
<b>HARDWIRED</b>	3	5 1/2	2	<b>GDAPPM-EEU-HW</b>	552
	<ul style="list-style-type: none"><li>• Includes dual USB A+C power plus 2 power</li></ul>				
<b>NOTE:</b> Power unit attaches to bottom of top, and may be attached anywhere along the perimeter.					


<b>PRODUCT INFO</b>  10' Standard plug or 6' hardwire power source	<p>TO ORDER PLEASE SPECIFY THE FOLLOWING:</p> <div><div>1. <input type="text"/></div><div>2. <input type="text"/></div></div> <div><div>MODEL NUMBER</div><div>PERIMETER POWER COLOR</div></div>
	<p>Example</p> <div><div>GDAPPM-EEU.WH</div><div>GDAPPM-EEU      WH</div><div>MODEL NUMBER      PERIMETER POWER COLOR</div></div>

**EXTRON COMPATIBILITY**

Extron offers a wide range of technology solutions to meet specific technology requirements. Contact Extron for a complete list of options.

manufacturer	website	phone
Extron	www.extron.com	1 800 633 9876

Double space - blank plate Extron Model # 70-090-12	Single space - blank plate Extron Model # 70-090-11
	Single space - blank plate Extron Model # 70-090-11



**Extron Cut-Out Size**

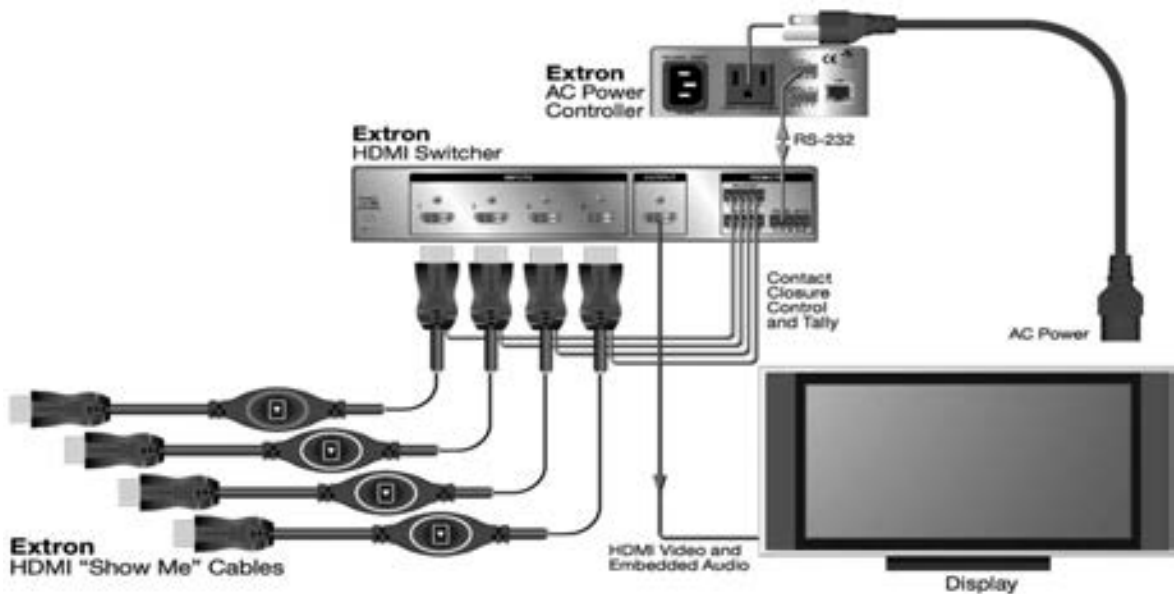
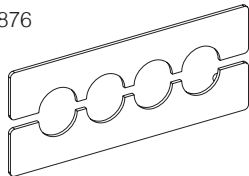
For use with (1) double space Extron plate or  
(2) single space Extron plates.

**EXTRON TEAMWORK®**

Extron TeamWork® offers a pre-configured collaborative system designed for fast, easy implementation with minimal setup. Allowing for groups of 4 to 6 users to share content by connecting the "Show Me" cable to a laptop or tablet. As soon as a signal is detected, power is automatically directed to the video display. Users can switch the display automatically to another device by pressing the "Share" button on the "Show Me" cable, and the switcher automatically displays the appropriate input on the video display. TeamWork® systems works with most flat panel displays, laptops, and tablets.

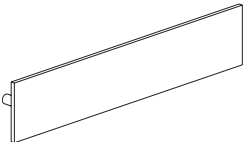
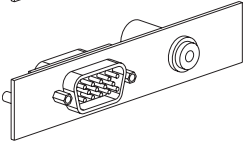
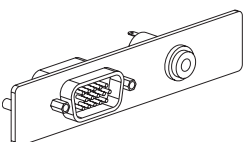
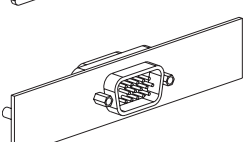
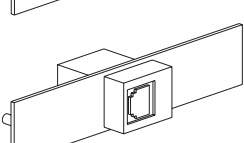
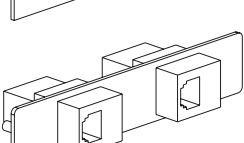
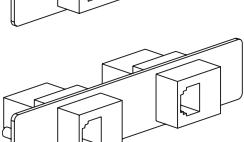
Extron TeamWork® system must be ordered directly from Extron. Visit [www.extron.com](http://www.extron.com) or call 1-800-633-9876 for more information.

Gunlocke recommends an Extron APP double space cable organizer with TeamWork® to help keep the wires untangled and organized. Model AC-7054211.



# EXTRON SINGLE SPACE PLATES

Saranac  
06/25

	D	W	H	model number	list
	1 1/2	3 1/2	5/8	<b>AC-7009011</b>	125
<ul style="list-style-type: none"><li>• Single Plate, blank</li><li>• Extron Part Number: 70-090-11</li></ul>					
	1 1/2	3 1/2	5/8	<b>AC-7010113</b>	296
<ul style="list-style-type: none"><li>• Single Plate, includes 1 audio plus 1 VGA F-F</li><li>• Extron Part Number: 70-101-13</li></ul>					
	1 1/2	3 1/2	5/8	<b>AC-7010173</b>	350
<ul style="list-style-type: none"><li>• Single Plate labeled, includes 1 audio plus 1 VGA F-F</li><li>• Extron Part Number: 70-101-73</li></ul>					
	1 1/2	3 1/2	5/8	<b>AC-7010111</b>	296
<ul style="list-style-type: none"><li>• Single Plate, includes 1 VGA F-F</li><li>• Extron Part Number: 70-101-11</li></ul>					
	1 1/2	3 1/2	5/8	<b>AC-7041111</b>	206
<ul style="list-style-type: none"><li>• Single Plate, includes 1 RJ11 phone F-F</li><li>• Extron Part Number: 70-411-11</li></ul>					
	1 1/2	3 1/2	5/8	<b>AC-7049111</b>	296
<ul style="list-style-type: none"><li>• Single Plate, includes 2 RJ45 data F-F</li><li>• Extron Part Number: 70-491-11</li></ul>					
	1 1/2	3 1/2	5/8	<b>AC-7049112</b>	408
<ul style="list-style-type: none"><li>• Single Plate, includes 2 RJ45 data F-Pdwn CAT6 AMP</li><li>• Extron Part Number: 70-491-12</li></ul>					
<ul style="list-style-type: none"><li>• All Extron plates open market</li></ul>					

## PRODUCT INFO

TO ORDER PLEASE SPECIFY THE FOLLOWING:

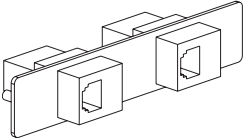
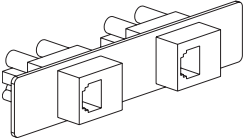
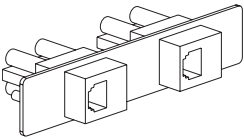
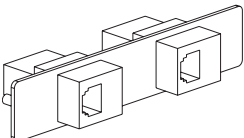
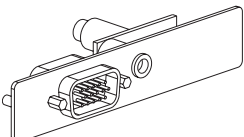
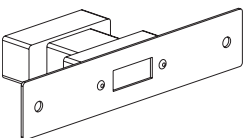
1.  **MODEL NUMBER**

Example

AC-7009011

AC-7009011

MODEL NUMBER

	D	W	H	model number	list
	1 1/2	3 1/2	5/8	<b>AC-7049113</b>	408
<ul style="list-style-type: none"><li>• Single Plate, includes 2 RJ45 data F-Pdwn CAT6 SIEMON</li><li>• Extron Part Number: 70-491-131</li></ul>					
	1 1/2	3 1/2	5/8	<b>AC-7049114</b>	408
<ul style="list-style-type: none"><li>• Single Plate, includes 2 RJ45 data F-Pdwn CAT6 Otronics</li><li>• Extron Part Number: 70-491-14</li></ul>					
	1 1/2	3 1/2	5/8	<b>AC-7049115</b>	408
<ul style="list-style-type: none"><li>• Single Plate, includes 2 RJ45 data F-Pdwn CAT6 Leviton</li><li>• Extron Part Number: 70-491-15</li></ul>					
	1 1/2	3 1/2	5/8	<b>AC-7049116</b>	408
<ul style="list-style-type: none"><li>• Single Plate, includes 2 RJ45 data F-Pdwn CAT6 Panduit</li><li>• Extron Part Number: 70-491-16</li></ul>					
	1 1/2	3 1/2	5/8	<b>AC-7016111</b>	588
<ul style="list-style-type: none"><li>• Single Plate, includes 1 audio plus 1 VGA</li><li>• Extron Part Number: 70-161-11</li></ul>					
	1 1/2	3 1/2	5/8	<b>AC-7061602</b>	309
<ul style="list-style-type: none"><li>• Single Plate, HDMI plate F/F</li><li>• Extron Part Number: 70-616-02</li><li>• All Extron plates open market</li></ul>					

PRODUCT INFO

TO ORDER PLEASE SPECIFY THE FOLLOWING:

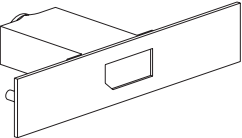
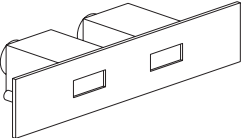
1.  **MODEL NUMBER**

Example

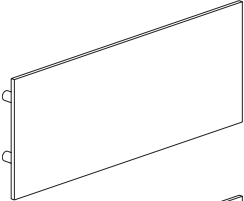
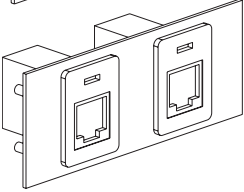
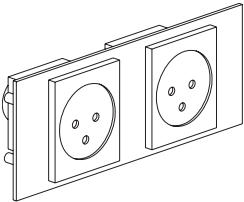
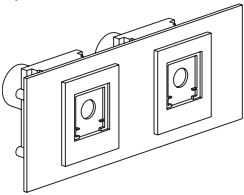
AC-7049113  
AC-7049113  
MODEL NUMBER

EXTRON SINGLE SPACE PLATES

Saranac  
06/25

	D	W	H	model number	list
	1 1/2	3 1/2	5/8	<b>AC-7067712</b>	309
<ul style="list-style-type: none"><li>• Single Plate, includes 1 DispPrt F-DispPrt F 10" Pigtail</li><li>• Extron Part Number: 70-677-12</li></ul>					
	1 1/2	3 1/2	5/8	<b>AC-7045412</b>	309
<ul style="list-style-type: none"><li>• Single Plate, includes 2 USB A F-2 USB A F 10" Pigtail</li><li>• Extron Part Number: 70-454-12</li><li>• All Extron plates open market</li></ul>					

<b>PRODUCT INFO</b>	<p>TO ORDER PLEASE SPECIFY THE FOLLOWING:</p> <p>1. <input type="text"/> <b>MODEL NUMBER</b></p>          <p>Example</p> <hr/> <p>AC-7055111 AC-7055111 MODEL NUMBER</p>
---------------------	--

	D	W	H	model number	list
	1 1/2	3 1/2	1 3/8	<b>AC-7009012</b>	104
<ul style="list-style-type: none"><li>• Double Plate, blank</li><li>• Extron Part Number: 70-090-12</li></ul>					
	1 1/2	3 1/2	1 3/8	<b>AC-7010011</b>	274
<ul style="list-style-type: none"><li>• Double Plate, includes 2 RJ45 data F-F</li><li>• Extron Part Number: 70-100-11</li></ul>					
	1 1/2	3 1/2	5/8	<b>AC-7010314</b>	270
<ul style="list-style-type: none"><li>• Single Plate, includes 2 XLR 3 pin F to Solder Cups</li><li>• Extron Part Number: 70-103-14</li></ul>					
	1 1/2	3 1/2	5/8	<b>AC-7046411</b>	347
<ul style="list-style-type: none"><li>• Single Plate, includes 2 fiber SC F-F Barrels</li><li>• Extron Part Number: 70-464-11</li><li>• All Extron plates open market</li></ul>					

PRODUCT INFO

TO ORDER PLEASE SPECIFY THE FOLLOWING:

1.  **MODEL NUMBER**

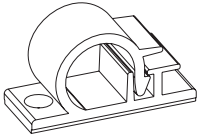
Example

AC-7009012  
AC-7009012  
MODEL NUMBER

**Saranac**  
06/25

PRODUCT INFO	
TO ORDER PLEASE SPECIFY THE FOLLOWING:	
1.	<div><input type="text"/></div> <b>MODEL NUMBER</b>
Example	
<hr/>	
AC-7014712	
AC-7014712	
<hr/>	
MODEL NUMBER	

	D	W	H	model number	list
WIRE CLIP	1	1	1/4	AC-WIRECLIP	78



• Wire clip with screws

PRODUCT INFO

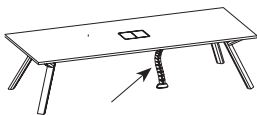
TO ORDER PLEASE SPECIFY THE FOLLOWING:

1.  MODEL NUMBER

Example

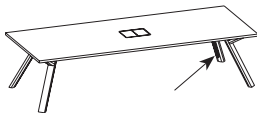
AC-WIRECLIP  
AC-WIRECLIP  
MODEL NUMBER

	D	W	H	model number	list
WIRE SPINE	1 1/2	3 1/16	30	CVSPINE	714



- Translucent white spine.
- Used to manage cords to the floor.
- Requires field installation, and must be off center to any technology ports.

WIRE MANAGEMENT CHANNEL	1	1	20	GD2HBS-WIREMGR	1,033
-------------------------	---	---	----	----------------	-------



- Polished stainless steel channel or optional powder coats.
- Used to manage wires to the floor.
- Requires field installation, and runs down the leg of the table.

PRODUCT INFO

TO ORDER PLEASE SPECIFY THE FOLLOWING:

1.  MODEL NUMBER
2.  HARDWARE COLOR

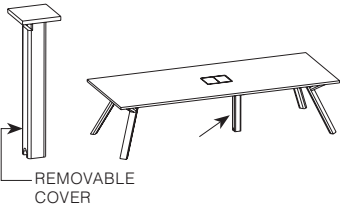
See inside front cover for required option codes

Example

GD2HBS-WIREMGR	P71
MODEL NUMBER	HARDWARE COLOR

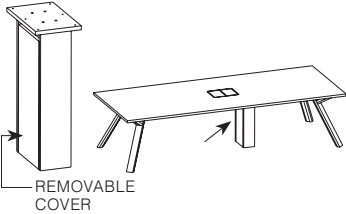
	D	W	H	model number	veneer 2	veneer 3
--	---	---	---	--------------	----------	----------

WIRE MANAGEMENT COLUMN	3 1/2	3 1/2	27 1/2	GYAWIRECLMN-W	797	881
------------------------	-------	-------	--------	---------------	-----	-----



- Solid wood column, may be stain in any standard finish option to match table.
- 1 1/2" x 1 1/2" space for wire management to the floor.
- Requires field installation, and must be off center to any technology ports.

WIRE MANAGEMENT BASE	12	6	27 1/2	GYAWIREBASE-W	2,758	3,036
----------------------	----	---	--------	---------------	-------	-------



- Veneer panel base, may be stained in any standard finish option to match table.
- 10 1/2" x 4" space for cord management to the floor.
- Requires field installation, and must be off center to any technology ports.

PRODUCT INFO	<p>TO ORDER PLEASE SPECIFY THE FOLLOWING:</p> <div><div>1.</div><div></div><div>MODEL NUMBER</div></div> <div><div>2.</div><div></div><div>FINISH</div></div> <p>See inside front cover for required option codes</p> <p>Example</p> <div><div>GYAWIRECLMN-W.NC215</div><div></div></div> <div><div>GYAWIRECLMN-W</div><div>NC215</div></div> <div><div>MODEL NUMBER</div><div>FINISH</div></div>
--------------	---



Ancillary . . . . . 43-47

    Credenza Tops . . . . . 44


    Credenzas Wood Doors . . . . . 45

    Benches . . . . . 46

    Bench Cushion . . . . . 47

# CREDENZA TOPS

**Saranac**  
06/25

	D	W	model number + type	veneer 2	veneer 3	solid surface	glass
<b>CREDENZA TOPS</b>	24	72	<b>GYACWR2472-</b> <input type="text"/>	1,999	2,202	6,597	5,499
	24	90	<b>GYACWR2490-</b> <input type="text"/>	2,305	2,538	7,597	6,331
	24	108	<b>GYACWR24108-</b> <input type="text"/>	2,800	3,081	9,241	7,702

## PRODUCT INFO

**Note:**  
Type must be specified as part  
of model number.  
W = Wood Veneer  
S = Solid Surface  
G = Glass

Square edge **ONLY**  
Top Thickness  
Wood  $\frac{3}{4}$ "  
Glass  $\frac{1}{2}$ "  
Solid Surface  $\frac{1}{2}$ "

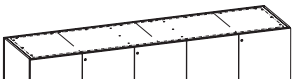
## TO ORDER PLEASE SPECIFY THE FOLLOWING:

- MODEL NUMBER + TYPE**
- FINISH**
- TOP FINISH (WOOD TOPS ONLY)**

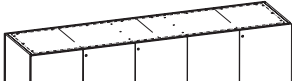
**See inside front cover for required option codes**

Example

**GYACWR2472-W.NC215.OP**  
GYACWR2472-W NC215 OP  
**MODEL NUMBER FINISH TOP FINISH**

	D	W	H	model number+ type	veneer 2	veneer 3
<b>STANDARD HEIGHT</b> 	24	72	27 1/2	<b>GYACSF72-</b> <input type="checkbox"/>	9,443	10,389
	24	90	27 1/2	<b>GYACSF90-</b> <input type="checkbox"/>	11,080	12,191
	24	108	27 1/2	<b>GYACSF108-</b> <input type="checkbox"/>	12,556	13,814

- 23 1/2" inside height with 1 shelf

<b>BUFFET HEIGHT</b> 	24	72	35	<b>GYACBF72-</b> <input type="checkbox"/>	10,935	12,030
	24	90	35	<b>GYACBF90-</b> <input type="checkbox"/>	12,222	13,447
	24	108	35	<b>GYACBF108-</b> <input type="checkbox"/>	13,410	14,753

- 25" inside height with 1 shelf

**PRODUCT INFO**

- All doors are touch latched
- External top required
- Finished back panel

Type must be specified as part  
of the model number  
W = Wood Veneer

**TO ORDER PLEASE SPECIFY THE FOLLOWING:**

1.	<input type="checkbox"/>	<b>MODEL NUMBER + TYPE</b>
2.	<input type="checkbox"/>	<b>FINISH</b>
3.	<input type="checkbox"/>	<b>LOCKS</b>
4.	<input type="checkbox"/>	<b>KEYING</b>

See inside front cover for required option codes

Example

GYACSF72-W.NC215.LY.FL  
GYACSF72-W NC215 LY FL  
MODEL NUMBER FINISH LOCKS KEYING

BENCHES

Saranac  
06/25

WOOD BENCHES



D	W	H	model number	veneer 2	veneer 3	veneer 4
17	36	18 1/2	<b>GYABENCH36</b>	3,539	3,894	4,071
17	48	18 1/2	<b>GYABENCH48</b>	3,738	4,114	4,302
17	60	18 1/2	<b>GYABENCH60</b>	4,039	4,446	4,648
17	72	18 1/2	<b>GYABENCH72</b>	4,439	4,886	5,107

PRODUCT INFO

TO ORDER PLEASE SPECIFY THE FOLLOWING:

1.

MODEL NUMBER
2.

FINISH
3.

TOP FINISH

See inside front cover for required option codes

Example

GYABENCH36.NC215.OP

GYABENCH36

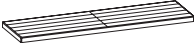
NC215

OP

MODEL NUMBER

FINISH

TOP FINISH

	D	W	H	model number	fabric grade		COM/4
					1	2	
<b>BENCH CUSHION</b> 	16 13/16	35 3/16	1 1/2	<b>GYACUSH36</b>	848	876	936
	16 13/16	47 3/16	1 1/2	<b>GYACUSH48</b>	900	946	1,033
	16 13/16	59 13/16	1 1/2	<b>GYACUSH60</b>	947	1,005	1,065
	16 13/16	71 13/16	1 1/2	<b>GYACUSH72</b>	996	1,089	1,188

PRODUCT INFO

COM Fabric	(yds)
GYACUSH36	1.25
GYACUSH48	1.50
GYACUSH60	2.00
GYACUSH72	2.50
COM Leather	(sq ft)
GYACUSH36	21.25
GYACUSH48	25.50
GYACUSH60	34.00
GYACUSH72	42.50

TO ORDER PLEASE SPECIFY THE FOLLOWING:

1.

MODEL NUMBER
2.

UPHOLSTERY
3.

FLAMMABILITY

For standard flammability rating,  
please specify CTB117, for  
California 133 and Boston fire-code  
treatment, please specify CTB133

**OPTION CODES:**  
**U** = CTB117  
**U3** = CTB133 **(Add +\$153)**

See inside front cover for required option codes

Example

GYACUSH36.G1.U

GYACUSH36G1U

MODEL NUMBERUPHOLSTERYFLAMMABILITY

# GRADE FABRIC PRICING

**Saranac**  
06/25

model number	1	2	3	COM/4	5	6	7	8	9	10	11	12	13	14	15	16
<b>GYACUSH36</b>	848	876	907	936	974	1,017	1,048	1,089	1,125	1,164	1,204	1,240	1,289	1,329	1,376	1,424
<b>GYACUSH48</b>	900	946	988	1,033	1,094	1,153	1,204	1,267	1,322	1,381	1,442	1,498	1,571	1,626	1,697	1,769
<b>GYACUSH60</b>	947	1,005	1,065	1,123	1,201	1,279	1,351	1,428	1,500	1,581	1,658	1,735	1,833	1,905	2,000	2,096
<b>GYACUSH72</b>	996	1,089	1,188	1,284	1,414	1,539	1,648	1,776	1,897	2,022	2,154	2,273	2,434	2,554	2,704	2,864

model number	17	18	19	20	21	22	23	24	25	26	27	COL	L1	L2	L3	L4	L5
<b>GYACUSH36</b>	1,470	1,506	1,550	1,594	1,644	1,689	1,781	1,873	1,968	2,060	2,154	936	1,231	1,549	1,867	2,186	2,472
<b>GYACUSH48</b>	1,842	1,890	1,962	2,029	2,100	2,170	2,312	2,453	2,592	2,730	2,872	1,033	1,470	1,952	2,427	2,908	3,337
<b>GYACUSH60</b>	2,192	2,257	2,351	2,442	2,536	2,628	2,815	2,997	3,187	3,373	3,557	1,123	1,710	2,347	2,987	3,620	4,194
<b>GYACUSH72</b>	3,016	3,126	3,278	3,423	3,576	3,728	4,034	4,329	4,633	4,941	5,238	1,284	2,236	3,273	4,306	5,341	6,271

# WEIGHTS + CUBES

**Saranac**  
06/25

model number	weight	cubes	#locks	page
AC-7009011	1 lb.	0.1	—	34
AC-7009012	1 lb.	0.1	—	37
AC-7010011	1 lb.	0.1	—	37
AC-7010111	1 lb.	0.1	—	34
AC-7010113	1 lb.	0.1	—	34
AC-7010173	1 lb.	0.1	—	34
AC-7010314	1 lb.	0.1	—	37
AC-7016111	1 lb.	0.1	—	35
AC-7026701	1 lb.	0.1	—	38
AC-7041111	1 lb.	0.1	—	34
AC-7045412	1 lb.	0.1	—	36
AC-7046411	1 lb.	0.1	—	37
AC-7049111	1 lb.	0.1	—	34
AC-7049112	1 lb.	0.1	—	34
AC-7049113	1 lb.	0.1	—	35
AC-7049114	1 lb.	0.1	—	35
AC-7049115	1 lb.	0.1	—	35
AC-7049116	1 lb.	0.1	—	35
AC-7054211	1 lb.	0.1	—	38
AC-7061602	1 lb.	0.1	—	35
AC-7067712	1 lb.	0.1	—	36
AC-70107602	1 lb.	0.1	—	38
AC-WIRECLIP	1 lb.	0.0	—	39
CVSPINE	2 lbs.	0.5	—	40
GD2HBS-WIREMGR	5 lbs.	0.5	—	40
GD2PORTD-A	16 lbs.	1.6	—	30
GD2PORTD-A-HW	16 lbs.	1.6	—	30
GD2PORTD-B	16 lbs.	1.6	—	30
GD2PORTD-B-HW	16 lbs.	1.6	—	30
GD2PORTS-A	10 lbs.	0.9	—	31
GD2PORTS-A-HW	10 lbs.	0.9	—	31
GD2PORTS-B	10 lbs.	0.9	—	31
GD2PORTS-B-HW	10 lbs.	0.9	—	31
GDAPPM-EEU	3 lbs.	0.1	—	32
GDAPPM-EEU-HW	3 lbs.	0.1	—	32
GYABENCH36	50 lbs.	9.7	—	46
GYABENCH48	56 lbs.	12.7	—	46
GYABENCH60	70 lbs.	15.7	—	46
GYABENCH72	84 lbs.	18.7	—	46
GYACBF72-W	195 lbs.	44.5	2	45
GYACBF90-W	311 lbs.	55.2	3	45
GYACBF108-W	355 lbs.	65.9	3	45
GYACSF72-W	163 lbs.	35.7	2	45
GYACSF90-W	259 lbs.	44.3	3	45

model number	weight	cubes	#locks	page
GYACSF108-W	295 lbs.	52.9	3	45
GYACUSH36	3 lbs.	2.0	—	47
GYACUSH48	5 lbs.	2.6	—	47
GYACUSH60	10 lbs.	3.2	—	47
GYACUSH72	13 lbs.	3.9	—	47
GYACWR2472-G	37 lbs.	4.1	—	44
GYACWR2472-S	37 lbs.	4.1	—	44
GYACWR2472-W	34 lbs.	4.4	—	44
GYACWR2490-G	46 lbs.	5.1	—	44
GYACWR2490-S	46 lbs.	5.1	—	44
GYACWR2490-W	42 lbs.	5.4	—	44
GYACWR24108-G	56 lbs.	6.1	—	44
GYACWR24108-S	56 lbs.	6.1	—	44
GYACWR24108-W	51 lbs.	6.5	—	44
GYATBRD48-WW	89 lbs.	48.4	—	26
GYATBRD54-WW	104 lbs.	60.4	—	26
GYATBRD60-WW	121 lbs.	73.8	—	26
GYATBRD72-WW	160 lbs.	104.6	—	26
GYATBRT3672-WW	109 lbs.	54.4	—	22
GYATBRT3684-WW	126 lbs.	63.1	—	22
GYATBRT3696-WW	169 lbs.	71.8	—	22
GYATBRT4272-WW	122 lbs.	62.7	—	24
GYATBRT4284-WW	138 lbs.	72.8	—	24
GYATBRT4296-WW	186 lbs.	82.8	—	24
GYATBRT4872-WW	137 lbs.	71.1	—	24
GYATBRT4884-WW	153 lbs.	82.5	—	24
GYATBRT4896-WW	198 lbs.	93.9	—	24
GYATBRT42108-WW	210 lbs.	92.9	—	24
GYATBRT42120-WW	229 lbs.	102.9	—	24
GYATBRT48108-WW	221 lbs.	105.2	—	24
GYATBRT48120-WW	243 lbs.	116.6	—	24
GYATBSQ48-WW	106 lbs.	48.4	—	26
GYATBSQ54-WW	126 lbs.	60.4	—	26
GYATBSQ60-WW	148 lbs.	73.8	—	26
GYATBSQ72-WW	194 lbs.	104.6	—	26
GYAWIREBASE-W	22 lbs.	2.4	—	41
GYAWIRECLMN-W	22 lbs.	0.7	—	41



---

---

# Gunlocke®

One Gunlocke Drive  
Wayland, NY 14572  
800 828 6300

GUNLOCKE.COM

FORM #G1093.A2 (06/25)

***Effective August 23, 2025, Gunlocke will  
apply a 3% surcharge to all orders.***