

MARK GRATTAN

# Cosme



HBF



# Cosme by Mark Grattan

The Cosme Collection bridges the gap between the residential and commercial worlds with architectural confidence.

Defined by volumetric form, flange welt detailing, and mixed-materiality, Cosme asserts a bold identity in the space it inhabits—without ever sacrificing comfort.

# Mark Grattan

**Craft. Tension. Narrative.**

Mark Grattan is a designer whose work is defined by the interplay between material honesty and expressive restraint. Informed equally by fashion, architecture, and industrial craft, his designs carry a layered sensibility—precise in their construction, emotive in their presence.

Grattan's collaboration with HBF spans both furniture and textiles, reflecting a shared commitment to elevating the contract environment through designer-led vision. His debut textile collection for HBF Textiles introduced his distinctive aesthetic through a richness of pattern and color. Cosme extends that conversation into three dimensions: a collection that holds the same nuance in its seams, its materials, and its silhouette.

Cosme is a lounge collection defined by architectural confidence and an instinct for material tension. Born from a residential instinct and refined for contract performance, Cosme bridges two worlds without conceding to either. Grattan believes that truly differentiated product does not compromise between beauty and performance. Cosme is proof of that conviction.



## From Concept to Collection

Grattan's design process is rooted in precision and intuition in equal measure. Cosme began as a residential concept—deeper, lower, and born from a desire to create something genuinely luxurious for the human body. From there, Grattan moved into three-dimensional modelling, refining proportions through two rounds of prototyping before arriving at a silhouette that performs as confidently in a commercial and hospitality space as it does in a private residence.

The collection's defining details such as the flange welt seaming were not part of the original vision. Early prototypes felt resolved but flat. "I wanted to add a feature," Grattan explains. In close collaboration with HBF's product development team, the flange welt emerged: a seam treatment unlike anything else in the HBF portfolio, one that creates a precise, tactile tension between the softness of upholstery and the structure beneath.

**"Staying true to your design philosophy means knowing when something is almost right—and being willing to push until it is."**



Mark Grattan

The column leg, too, is a study in intentionality and materiality. Grattan chose a round profile over a square one to soften the collection's architectural authority, grounding the form without rigidity. In wood, the veneer is applied at a deliberate 45-degree angle. In marble, each column carries the quiet drama of natural variation. Every material choice reinforces the heart of Cosme: craft meets contrast.

Visiting HBF's manufacturing facility deepened Grattan's understanding of what the collection could become. The rapid prototyping process—adjusting seat height, pillow density, and back height in real time—allowed each decision to be felt, not just seen. "You understand a design differently when you can sit in it at every stage," he says.



Photography: Matthew Gordon

# Cosme Collection



## Three Seat Sofa

At its fullest expression, the Cosme Three-Seat Sofa commands space with authority. Engineered for structural integrity at scale, it features discreet intermediate support legs positioned beneath the frame—invisible from a normal vantage point, essential to the collection's longevity. Its volumetric presence makes it a natural anchor for lobbies, lounges, and large hospitality environments.

Available models:

- Armed
- Armless



## Ottoman

The Cosme Ottoman completes the collection as both a functional companion and a standalone object. It integrates seamlessly across any Cosme composition.



## Lounge Chair

Compact and commanding, the Cosme Lounge Chair delivers the full architectural presence of the collection in a single-occupant form. Its attached back pillow adds depth without bulk, and its column legs anchor the piece with quiet materiality.

Available models:

- Armed
- Armless



## Two Seat Sofa

The Cosme Two-Seat Sofa extends the collection's silhouette into a generous social form. Plain stitch seaming runs continuously across the seat—a deliberate contrast to the modular approach with separate cushions, reinforcing the sofa's sense of wholeness and craft. Textile patterns flow uninterrupted up and over the back, preserving visual continuity across every surface.

Available models:

- Armed
- Armless



Photography: Matthew Gordon

# Planning Typicals



**E**  
 Armless Lounge Chair, Armless Two Seater Sofa, Three Seater Sofa:  
 Upholstery - Glovely in Carbon Black  
 Columns - Night Stars Solid Surface  
 Meki Coffee and Side Table:  
 Tabletop - Black Etched Glass  
 Column & Base - Polished  
 Chrome Metal

Overall Plan Dimensions:  
 15' x 12', 176.50 SQFT



**A**  
 Two Seater Sofa:  
 Upholstery - Decadent in Tahini  
 Upholstered Columns - Glovely in Parchment  
 Lens Side Table:  
 Tabletop - Alabaster White Solid Surface  
 Frame - Brushed Stainless Steel

Overall Plan Dimensions:  
 11.25' x 3.50', 41 SQFT



**F**  
 Three Seater Sofa:  
 Upholstery - Creativo in Resin  
 Ottoman:  
 Upholstery - Wright in Flat Cut  
 Columns - Walnut in Sumatra  
 Double Take Coffee Tables:  
 Tabletop: Bronze Glass  
 Frame: Solar Black Metal

Overall Plan Dimensions:  
 15.5' x 12', 185 SQFT



**B**  
 Two Seater Sofa:  
 Upholstery - Wright in Linseed  
 Columns - Walnut in Nutmeg  
 Firma Coffee Table  
 Tabletop - Black Etched Glass  
 Frame - Walnut in Nutmeg

Overall Plan Dimensions:  
 11.25' x 3.50', 41 SQFT



**G**  
 Lounge Chair, Three Seater  
 Sofa, Ottoman:  
 Upholstery - Wright in Epoxy  
 Columns - Calacatta Marble  
 Double Take Coffee Tables:  
 Tabletop - Clear Glass  
 Frame - Polished Stainless Steel

Overall Plan Dimensions:  
 18' x 15', 276 SQFT



**C**  
 Lounge Chair:  
 Upholstery - Creativo in  
 High-Gloss Lacquer  
 Columns - Nero Marquina Marble  
 Lens Coffee Table  
 Tabletop: Maple in Dark Rift Oak  
 Frame: Brushed Stainless Steel

Overall Plan Dimensions:  
 11.50' x 11.50', 132 SQFT




**H**  
 Lounge Chair Armed and Armless,  
 Two Seater Sofa Armed and Armless:  
 Upholstery - Glovely in Classic Camel  
 Columns - Walnut in Nutmeg  
 Firma Console and Coffee Tables:  
 Tabletop - Calacatta Olympos in  
 Engineered Quartz  
 Frame - Walnut in Nutmeg

Overall Plan Dimensions:  
 18' x 13', 242 SQFT



**D**  
 Lounge Chair and Three Seater Sofa:  
 Upholstery - Wright in 400 Grit  
 Upholstered Columns - Glovely in  
 Pale Blue  
 Frame Coffee and Side Table  
 Frame: Ash in Clear

Overall Plan Dimensions:  
 14.25' x 7.5', 107 SQFT



**I**  
 Lounge Chair Armed and Armless,  
 Three Seater Sofa Armed  
 and Armless:  
 Upholstery - Wright in Chalk  
 Ottoman:  
 Upholstery - Glovely in Chai Latte  
 Columns - Oak in Muslin  
 Double Take Coffee and Side Tables:  
 Tabletop - Clear Glass  
 Frame - Solar Black Metal

Overall Plan Dimensions:  
 29' x 16', 469 SQFT

# Upholstery

Cosme is offered with a curated selection of HBF Textiles—woven textiles, full-grain leathers, and performance-coated fabrics—that reflect the collection’s residential hand and contract performance requirements.

The collection’s mixed-materiality approach extends fully into upholstery. Contrasting pillows allow designers to amplify or soften Cosme’s architectural character. Pattern-matched upholstery flows continuously over backs and arms, ensuring visual coherence across seams and in multi-unit installations.

## Upholstery Areas:

- Seat
- Arms
- Back
- Attached Back Pillow
- Column Legs (in Glovely leather only)




# Column Finishes

## Wood Veneer


### Oak (Stains)



### Walnut (Stains)




### Paint (On Oak)



## Solid Surface



## Marble\*



\*Each marble piece is one of a kind, with natural variations in color, veining, crystals, fossils, and distinctive markings. These unique characteristics are the beauty of stone, reflecting its exceptional quality and inherent individuality.

## Upholstered Leather

### Glovely by HBF Textiles



Learn more about Glovely





Two Seat Sofa - Upholstery: Velvet Cord in Buttercream, Column: Oak in Muslin

# Design Features

Cosme was conceived at the intersection of hospitality and residential design—a collection that belongs wherever sophistication is the standard.

Primary Applications:

- Hotel lobbies and lounges
- Corporate reception and social spaces
- High-end residential
- Private clubs and hospitality suites
- Executive and collaborative lounge environments



1 Flange Welt Seaming



2 Column Legs



3 Attached Back Pillow



4 Mixed Materiality



5 Continuous Seaming



6 Structural Integrity at Scale

**1. Flange Welt Seaming:** A signature detail exclusive to Cosme within the HBF portfolio. Flange welt seaming appears on the seat, arms, and attached back pillow—creating a precise, tactile line speaking directly to Grattan’s philosophy of expressive restraint. Vertical and horizontal welt orientations work in concert, adding dimension without distraction.

**2. Column Legs:** Cosme’s round column legs are available in a range of materials, with the choice determined by model selection. Wood veneer columns feature a deliberate 45-degree grain angle—a subtle but significant detail that speaks to the precision of the collection’s craft. Marble columns introduce natural variation and weight, asserting the collection’s position at the intersection of residential luxury and commercial performance.

**3. Attached Back Pillow:** The non-removable, replaceable back pillow is engineered for the long term. Its fastening mechanism is fully concealed, maintaining Cosme’s clean silhouette while allowing for serviceability. Pillow density and height were refined through an iterative prototyping process to achieve optimal lumbar support and visual proportion.

**4. Mixed Materiality:** Cosme is designed for creative contrast. Leg material choice varies by model, and the collection’s upholstery options and contrasting pillow invite mixed-material expression. Each connection point—where column meets arm, where flange welt meets seam—is an opportunity for considered material dialogue.

**5. Continuous Seaming:** Unlike modular alternatives, Cosme’s sofa series features a plain stitch seam that runs continuously across the seat surface, reinforcing the collection’s sense of wholeness. Textile patterns flow up and over backs and arms without interruption, ensuring visual continuity across every surface and in multi-unit applications.

**6. Structural Integrity at Scale:** Built on a standard plywood substructure with cut poly cushioning, Cosme is engineered for durability and longevity. Three-seat models feature discreet intermediate support legs positioned at the center of the frame—invisible under normal conditions, essential to the collection’s performance over time. Low-profile adjustable glides protect flooring and allow for level placement across any surface.

“Cosme gives specifiers something the market has been missing: a truly designer-led lounge collection that performs as beautifully as it looks.”



### Sustainability

HBF designs for longevity—building products that are durable, serviceable, and built to last. Cosme’s attached back pillow is fully replaceable, extending the life of the collection and reducing material waste over time.

- Meets BIFMA 7.4.4: PFAS, FR, PVC, and Antimicrobial Free
- Indoor Advantage Gold certification for low chemical emissions
- Designed for serviceability and component replaceability
- Domestic manufacturing in Hickory, North Carolina

Price List



Lounge Chair - Upholstery: Decadent in Copacabana, Upholstered Column: Glovely in Carbon Black | Ottoman - Upholstery: Decadent in Copacabana, Column: Oak in Ebony

COSME COLLECTION STATEMENT OF LINE

Lounge Chair



OH 30.50	OD 31.50	OW 37.00
SD 17.60	SH* 18.00	AH 25.00
Armed	HLG526-111	
Armless	HLG526-011	



Two Seat Sofa



OH 30.50	OD 31.50	OW 72.00
SD 17.60	SH* 18.00	AH 25.00
Armed	HLG526-112	
Armless	HLG526-012	



Three Seat Sofa



OH 30.50	OD 31.50	OW 102.00
SD 17.60	SH* 18.00	AH 25.00
Armed	HLG526-113	
Armless	HLG526-013	



Ottoman

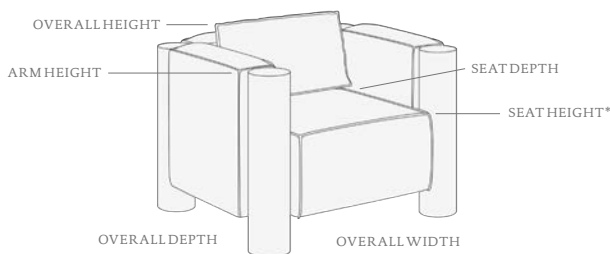


OH 18.00	OD 29.00	OW 37.00
HHG526-011		



DIMENSIONS

All dimensions in inches.



Finishes

- Veneer Oak
- Veneer Walnut
- Solid Surface
- Marble
- Leather

Options

- Armed
- Armless
- Contrasting Upholstery Pillow



\*Reflects the nominal seat height to the top of the cushion apex.