

Beyond smart work



smart **b**usiness **p**artner

Unified Cloud Connection

From the MFD's control panel, you can upload to or print from various cloud-based services. Apps for these services can be installed on the MFD via Sharp's Application Portal, and update alerts ensure that you're always using the latest versions. Single sign-on gives you easy access to your chosen cloud services—no need to re-enter credentials each time you reconnect to the same service. The MFD also supports Microsoft Entra ID, a secure cloud-based service for managing identities and controlling device access. Token-based authentication gives you safe and easy access to any Microsoft service with a single login.

Solid Security

The BP-71M65 has multiple levels of security to keep the device—and your precious data—secure. When booting up, the MFD checks for any anomalies in the BIOS firmware. If it finds a problem, it aborts the startup and launches an automatic BIOS recovery. If there are other firmware-related issues, the MFD will attempt recovery to protect the system.

Link Mobile Devices

Mobile devices installed with the Sharpdesk Mobile application*² can connect directly to the MFD for printing or downloading scanned data. The MFD also supports AirPrint and the Sharp Print Service Plugin. It's a smoother way to get the job done.

Online Firmware Updates

The MFD's firmware can be automatically updated—without the need for service operation—via a firmware update service. That way you're always using the latest system for your MFD.

My Folder Print

With the My Folder Print feature, print jobs are saved on the BP-71M65 in a personal folder that's like a private mailbox. A folder is created automatically based on information from the PC that sent the print job. Before printing out a document, you can preview print data at the MFD's control panel and avoid printing errors or mix-ups.

Eco-friendly Design

Sharp has applied its advanced eco technologies across all areas of the MFD. Designed for energy efficiency, the MFD boasts an impressively low ENERGY STAR® TEC value. The MFD's main body is made from approximately 50% recycled plastic, and its packaging uses recyclable paper-based materials instead of polystyrene foam.

10.1-inch Full-flat Touchscreen

With a variety of functions accessible via simple, intuitive icons, MFD operation is smooth and easy. The control panel shows the state of your MFD, displaying current operation and notifications for things like paper, toner, and maintenance.

High-performance DSPF

The DSPF (duplex single pass feeder) scans both pages of two-sided documents in one pass—in batches of up to 300 sheets. With scanning speeds of up to 300 opm*³ (two-sided), the MFD is quick to finish even large jobs. The DSPF stops automatically when sheets are not fed in straight. And with the right option, it can also stop when two or more sheets are fed at once. A dedicated business card feeder on the DSPF scans batches of up to 150 cards.

Smart Scanning

Simply tap the Auto Set button and the MFD will automatically determine the optimal resolution, gradation, and compression rate for your scan jobs. It also automatically reorients pages right side up and corrects any skewed sheets.

All the Needed Finishing Options

The BP-71M65 meets all common office needs with a variety of finishing options—from stapling to punching to folding. You get seamless output from printing to finishing.

*Originals per minute; when feeding A4 sheets.

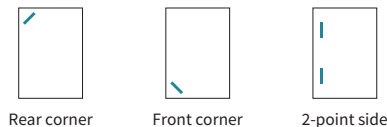
PROFESSIONAL-QUALITY IN-LINE FINISHING OPTIONS

A range of finishing options work to automate time-consuming finishing tasks. Options are available to suit a variety of workplaces and applications.

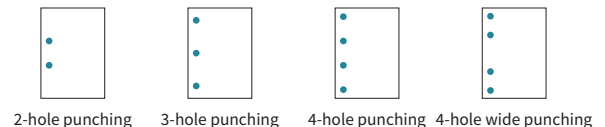
		BP-FD10 Folding Unit	BP-FN18 Finisher	BP-FN14 Saddle Stitch Finisher	BP-FN14 Saddle Stitch Finisher +	BP-FN16 Saddle Stitch Finisher	BP-FN16 Saddle Stitch Finisher +
					BP-FD10 Folding Unit		BP-FD10 Folding Unit
Features	Stapling		✓	✓	✓	✓	✓
	Stapleless stapling		✓			✓	✓
	Manual stapling		✓			✓	✓
	Punching ^{*1}		✓	✓	✓	✓	✓
	Saddle folding			✓	✓	✓	✓
	Saddle stitching			✓	✓	✓	✓
	Half-folding	✓			✓		✓
	Z-folding	✓			✓		✓
	Z-folding + Stapling						✓
	C-folding	✓			✓		✓
	Accordion folding	✓			✓		✓
Paper capacity ^{*2}	Finisher trays ^{*3}	–	500 sheets	1,250 sheets	1,250 sheets	3,250 sheets	3,250 sheets
	Folding unit tray	200 sheets	–	–	100 sheets	–	100 sheets

^{*1}: Requires optional punch module. ^{*2}: A4, 80 g/m². ^{*3}: Max. paper capacity of the finisher including the top tray.

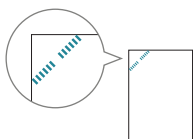
Stapling



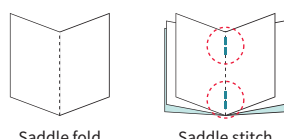
Punching



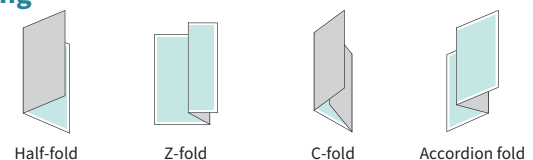
Stapleless Stapling



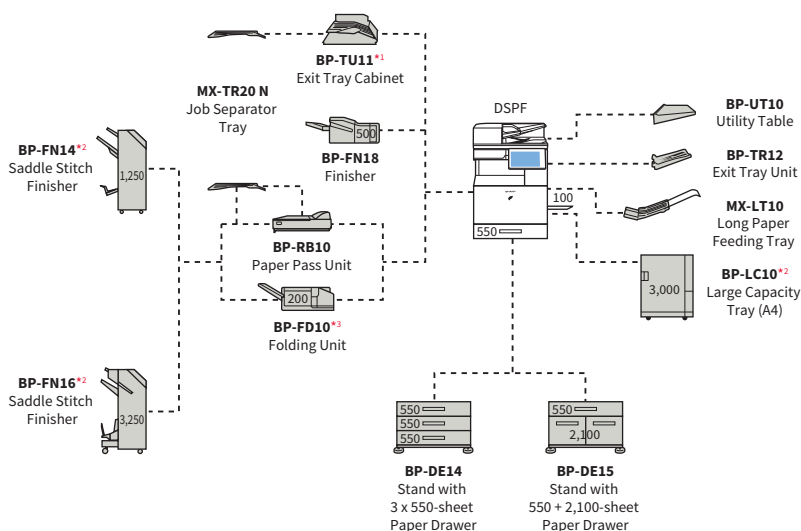
Saddle Folding/Stitching



Folding



SYSTEM CONFIGURATION



MX-PN14B/C/D
Punch Module (for BP-FN18)

MX-PN15B/C/D
Punch Module (for BP-FN14)

MX-PN16B/C/D
Punch Module (for BP-FN16)

MX-PF10L
Barcode Font Kit

BP-FX11
Fax Expansion Kit

BP-DD10
Double Feed Detection Kit

MX-FWX1L
Internet Fax Expansion Kit

MX-AMX1L
Application Integration Module

BP-SD10
High Capacity SSD

BP-FR12UL
Data Security Kit

BP-VD10L
Virus Detection Kit

^{*1}: Minimum required equipment.

^{*2}: Requires BP-DE14/DE15.

^{*3}: 100 sheets when using the folding unit together with the BP-FN14/FN16.

SPECIFICATIONS FOR OPTIONAL EQUIPMENT

MX-TR20 N Job Separator Tray

Paper size	SRA3 to A6*1
Paper capacity	100 sheets

BP-TR12 Exit Tray Unit

Paper size	SRA3 to A6*1
Paper capacity	120 sheets

BP-FN18 Finisher

Paper size	Non offset	SRA3 to A6*1
	Offset/staple	A3 to B5*2
	Stapleless staple	A3 to B5*3
Paper capacity	Non offset	500 sheets (A4, B5, A5) 250 sheets (SRA3, A3W, SRA4, A3, B4, A6*1)
	Offset	500 sheets (A4, B5*2), 250 sheets (A3, B4)
	Staple	30 sets or 500 sheets (A4, B5*2) 30 sets or 250 sheets (A3, B4)
	Stapleless staple	30 sets
	Stapling capacity	Staple 50 sheets (A4, B5*2), 30 sheets (A3, B4) Stapleless staple 10 sheets*4 (A4*2, B5*2), 5 sheets*5 (A3, B4) Manual staple Total paper thickness 4 mm or less (40 sheets)
	Staple position	Staple mode 3 locations (front, rear, or 2-point stapling) Stapleless staple mode 1 location (rear) Manual staple mode 1 location

BP-FN14 Saddle Stitch Finisher

Paper size	Non offset	SRA3 to A6*1
	Offset	A3W to A5
	Staple	A3W to B5
Paper capacity	Finisher tray (Non offset)	1,000 sheets (A4*2) 500 sheets (SRA3, A3W, SRA4, A3, B4, A4*1, B5, A5, A6*1)
	(Offset)	1,000 sheets (A4*2) 500 sheets (A3W, A3, B4, A4*1, B5, A5)
	(Staple)	100 sets or 1,000 sheets (A4*2) 50 sets or 500 sheets (A3W, A3, B4, A4*1, B5)
	Top tray	250 sheets (A4, B5, A5, A6*1) 50 sheets (SRA3, A3W, SRA4, A3, B4)
	Saddle stitch tray	7 sets of 11–15 sheets, 10 sets of 6–10 sheets, 20 sets of 1–5 sheets
	Stapling capacity	50 sheets (A4, B5), 30 sheets (A3W, A3, B4)
Staple position		3 locations (front, rear, or 2-point stapling)

BP-FN16 Saddle Stitch Finisher

Paper size	Non offset	SRA3 to A6*1
	Offset/staple	A3 to B5*2
	Stapleless staple	A3, A4*2
Paper capacity	Finisher tray (Non offset)	3,000 sheets (A4*2, B5*2) 1,500 sheets (SRA3, A3W, SRA4, A3, B4, A4*1, B5*1, A5) 750 sheets (A6*1)
	(Offset)	3,000 sheets (A4*3, B5*2) 1,500 sheets (A3, B4, A4*1)
	(Staple)	200 sets or 3,000 sheets (A4*2, B5*2) 100 sets or 1,500 sheets (A3, B4, A4*1)
	(Stapleless staple)	200 sets (A4*2), 100 sets (A3)
	Top tray	250 sheets (A4*2, B5*2, A5) 125 sheets (SRA3, A3W, SRA4, A3, B4, A4*1, B5*1)
	Saddle stitch tray	10 sets of 11–20 sheets, 15 sets of 6–10 sheets, 25 sets of 1–5 sheets
Stapling capacity	Staple	65 sheets (A4*2, B5*2), 30 sheets (A3, B4, A4*1)
	Stapleless staple	10 sheets*4 (A4*2), 5 sheets*5 (A3)
	Manual staple	Total paper thickness 9 mm or less (65 sheets)
Staple position	Staple mode	3 locations (front, rear, or 2-point stapling)
	Stapleless staple mode	1 location (rear)
	Manual staple mode	1 location

Punch Modules

Model name	For BP-FN18	MX-PN14B*6	MX-PN14C*7	MX-PN14D
	For BP-FN14	MX-PN15B*6	MX-PN15C*7	MX-PN15D
	For BP-FN16	MX-PN16B*6	MX-PN16C*7	MX-PN16D
Number of holes		3	2 or 4	4 (wide)
Paper weight		55 to 256 g/m²*8		

BP-FD10 Folding Unit

Folding mode	Z-fold, C-fold, Accordion-fold, Half-fold			
Paper size	Z-/Half-fold	A3, B4, A4*1		
	C-/Accordion-fold	A3, A4*1		
Paper capacity	Not folded	200 sheets		
	Folded	20 sheets*9		

BP-DE14 Stand with 3 x 550-Sheet Paper Drawer

Paper size	Upper/middle/lower tray	SRA3 to A5*1
Paper capacity	Upper/middle/lower tray	550 sheets each

BP-DE15 Stand with 550 + 2,100-Sheet Paper Drawer

Paper size	Upper tray	SRA3 to A5*1
	Lower right tray	A4*2, B5*2
	Lower left tray	A4*2
Paper capacity	Upper tray	550 sheets
	Lower right tray	900 sheets
	Lower left tray	1,200 sheets

BP-LC10 Large Capacity Tray

Paper size	A4*2, B5*2
Paper capacity	3,000 sheets

MX-LT10 Long Paper Feeding Tray

Paper size	Width	90 to 320 mm
	Length	458 to 1,300 mm
Paper capacity		1 sheet

Note: All specifications relating to paper capacity refer to 80 g/m² paper.

*1: Short-edge feeding. *2: Long-edge feeding. *3: Long-edge feeding for A4 and B5 paper. *4: Guaranteed stapleable weight is up to 64 g/m² (8 sheets up to 81.4 g/m² and 6 sheets up to 105 g/m²). *5: Guaranteed stapleable weight is up to 64 g/m² (4 sheets up to 81.4 g/m² and 3 sheets up to 105 g/m²). *6: Accepts North American paper sizes. *7: Accepts ISO-standard paper sizes. *8: Guaranteed punchable weight is 60 to 128 g/m². *9: When used with a finisher, 30 Z- or half-folded sheets (A3 and B4). These sheets are ejected from the finisher.

SPECIFICATIONS

General

Type	Desktop
Engine speed	A4 ^{*1} : Max. 65 ppm A3: Max. 33 ppm A3W: Max. 31 ppm
Control panel display	10.1-inch colour LCD touchscreen
Paper size	Max. A3W, min. A6 ^{*2}
Paper capacity (80 g/m ²)	Standard: 650 sheets (550-sheet tray and 100-sheet bypass tray) Maximum: 6,300 sheets (650 sheets & optional 550 + 2,100-sheet tray and 3,000-sheet tray)
Paper weight	Tray: 60 g/m ² to 300 g/m ² Bypass tray: 52 g/m ² ^{*3} to 300 g/m ² 13 sec. ^{*5}
Warm-up time ^{*4}	
Memory	Standard: 5 GB (copy/print shared)
Storage	Standard: 256 GB SSD ^{*6} Option: 512 GB ^{*6} ^{*7}
Power requirements	Rated local AC voltage ±10%, 50/60 Hz
Power consumption	Max. 1.84 kW (220 V to 240 V)
Dimensions (W x D x H) ^{*8}	609 x 662 x 860 mm
Weight (approx.) ^{*9}	71 kg

Copier

Original paper size	Max. A3
First copy time ^{*10}	3.5 sec.
Continuous copy	Max. 9,999 copies
Resolution	Scan: 600 x 600 dpi, 600 x 400 dpi, 600 x 300 dpi ^{*11} Print: 1,200 x 1,200 dpi, 600 x 600 dpi, 9,600 (equivalent) x 600 dpi (depending on copy mode) Equivalent to 256 levels
Gradation	
Zoom range	25% to 400% (25% to 400% using DSPF) in 1% increments
Preset copy ratios	Metric: 10 ratios (5R/5E), inch: 8 ratios (4R/4E)

Scanner

Scan method	Push scan (via control panel) Pull scan (TWAIN-compliant application)
Scan speed ^{*12} (colour & B/W)	One-sided: Max. 150 originals/min. Two-sided: Max. 300 originals/min.
Resolution	Push scan: 100, 150, 200, 300, 400, 600 dpi Pull scan: 75, 100, 150, 200, 300, 400, 600 dpi 50 dpi to 9,600 dpi via user setting ^{*13}
File formats	TIFF, PDF, PDF/A-1a, PDF/A-1b, encrypted PDF, XPS, compact PDF ^{*14} , JPEG ^{*14} , searchable PDF, OOXML (pptx, xlsx, docx), text (TXT [UTF-8]), rich text (RTF)
Scan destinations	Email/desktop ^{*15} /FTP server/network folder (SMB)/ USB drive/local drive

Document Filing

Document filing capacity ^{*16}	Main and custom folders: 20,000 pages or 3,000 files
Stored jobs ^{*17}	Quick file folder: 10,000 pages or 1,000 files
Storage folders	Copy, print, scan, fax Quick file folder, main folder, custom folder (max. 1,000 folders)

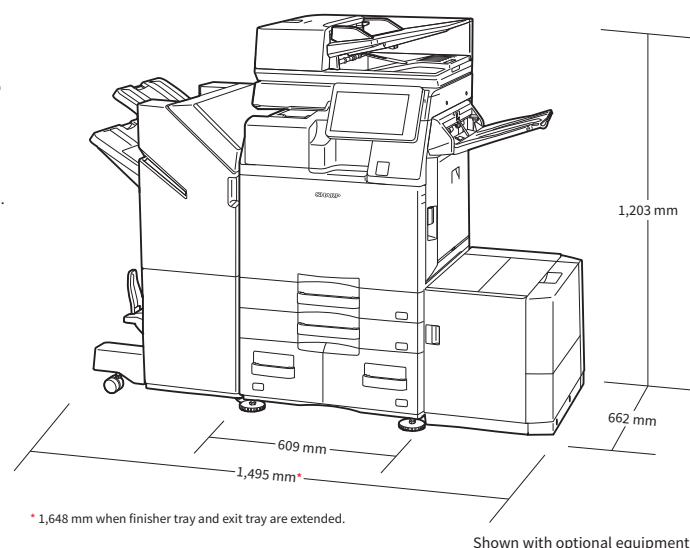
Printer

Resolution	1,200 x 1,200 dpi, 600 x 600 dpi, 9,600 (equivalent) x 600 dpi
Interface	USB 2.0 (host, high-speed), USB 3.0 (host, super speed), 10Base-T/100Base-TX/1000Base-T, wireless LAN (IEEE 802.11 a/b/g/n/ac)
Supported OS	Windows Server 2016, Windows Server 2019, Windows Server 2022, Windows Server 2025, Windows 11, Mac OS 10.15, 11, 12, 13, 14, 15, 26
Network protocols	TCP/IP
Printing protocols	LPR, Raw TCP (port 9100), POP3 (email printing), HTTP, FTP for downloading print files, IPP, SMB, WSD
PDL	PCL 6 emulation, Adobe PostScript 3
Available fonts	80 fonts for PCL, 139 fonts for Adobe PostScript 3

Facsimile (requires optional BP-FX11)

Compression method	MH/MR/MMR/JBIG
Communication protocol	Super G3/G3
Transmission time	Less than 3 seconds ^{*18}
Modem speed	33,600 bps to 2,400 bps with automatic fallback
Transmission resolution	From Standard (203.2 x 97.8 dpi) to Ultra Fine (406.4 x 391 dpi)
Recording size	A3 to A5
Memory	4 GB (built-in)
Greyscale levels	Equivalent to 256 levels

- Design and specifications are subject to change without prior notice.
- ENERGY STAR is a registered trademark owned by the US Environmental Protection Agency. The ENERGY STAR guidelines apply to products only in the US, Canada, and Japan.
- Microsoft, Microsoft Entra, Windows, and Windows Server are trademarks of the Microsoft group of companies. AirPrint and Mac are trademarks of Apple Inc., registered in the US and other countries and regions. Adobe and PostScript are either registered trademarks or trademarks of Adobe in the US and/or other countries. All other brand names and product names may be trademarks or registered trademarks of their respective owners.



- *1: Long-edge feeding.
- *2: Only short-edge feeding can be used with A6 paper.
- *3: Only A4 size for paper weighing 52 to 54 g/m². Recommended for use in a standard environment (21 to 25°C, 50% ±10% RH).
- *4: In a standard measurement environment. May vary depending on operating conditions and environment.
- *5: When starting the MFD via the power button. 27 seconds when starting via the main power switch.
- *6: Storage capacity depends on procurement and sourcing status.
- *7: Replacing the standard-equipped SSD with the optional BP-SD10 increases storage capacity to 512 GB.
- *8: Including protuberances.
- *9: Including the Exit Tray Cabinet.
- *10: Long-edge feeding of A4 sheets from 1st paper tray, using document glass, MFD in fully ready condition. May vary depending on operating conditions and environment.
- *11: Not available when using document glass.
- *12: Based on Sharp's A4 standard chart, using document feeder, long-edge feeding, and factory default settings. Scan speed will vary depending on the type of document and the scan settings.
- *13: Resolution will vary depending on the size of the scanned area.
- *14: Colour/greyscale only.
- *15: Requires Network Scanner Tool Lite.
- *16: Storage capacity will vary depending on the type of document and the scan settings.
- *17: Some features require optional equipment.
- *18: Based on Sharp's standard chart with approx. 700 characters (A4 long-edge feeding) at standard resolution in Super G3 mode, 33,600 bps, JBIG compression.

Distributed by:

SHARP

SHARP CORPORATION OF AUSTRALIA PTY LTD
ABN 40 003 039 405
P.O. Box 84, Macquarie Park, NSW 2113
Tel: 1300 135 022
www.sharp.net.au