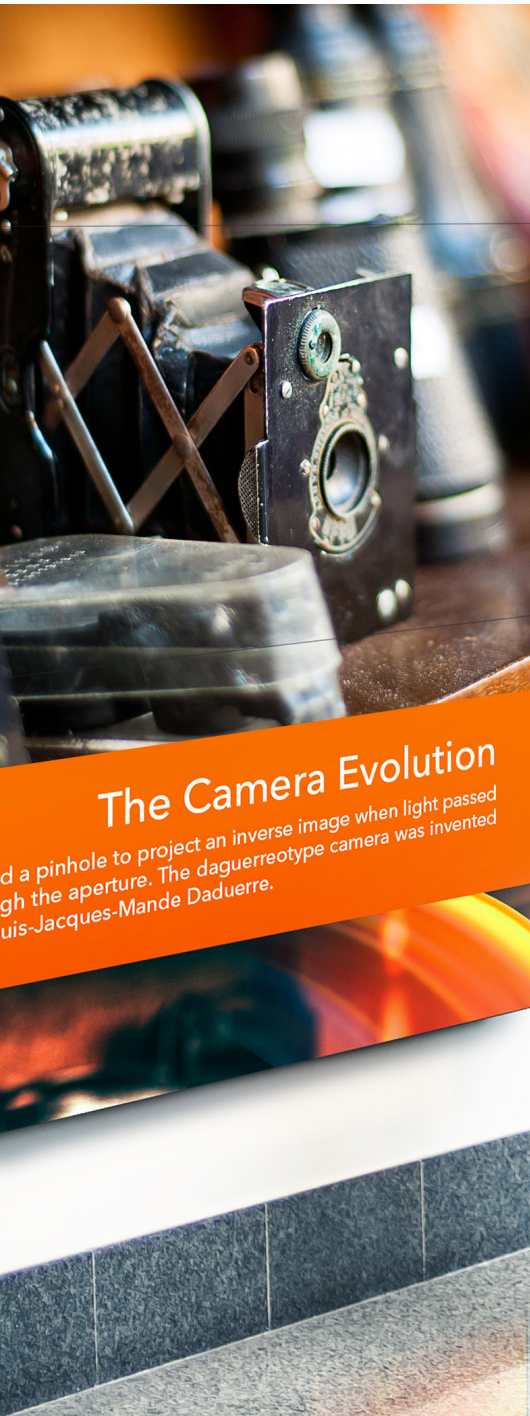


SHARP

Ultra-Narrow Bezel LCD Video Wall Displays

MultiSync® PN-UN553S, PN-UN553V

55" LED-backlit, ultra-narrow bezel, LCD
displays ideal for video wall applications



24/7 runtimes, near seamless bezel design, advanced calibration techniques and picture perfect image quality make these displays ideal video wall solutions for retail signage, control room applications, broadcast environments and rental markets.

The Ultimate Video Wall Display

Bring your video wall to the next level with the ultra-clear visuals of Sharp's 55" MultiSync PN-UN552S and PN-UN552VS displays. Powered by Sharp's game-changing SpectraView Engine™, these displays deliver best-in-class color control and are pre-calibrated at the factory across five key color parameters - so what you see is exactly what was intended.

High-end panel tech ensures vibrant, true-to-life color, and localized dimming boosts contrast for jaw-dropping detail in any setting. Thanks to precision factory tuning, you get "plug-and-play" performance - just mount and go, with consistent color across every screen.

Perfect for everything from digital signage and control rooms to lobby installations and broadcast setups, these displays are ready to scale - supporting video walls up to 10x10 with built-in TileMatrix™ tech. Even better? You can daisy chain them via DisplayPort or HDMI for full UHD 4K (3840 x 2160) resolution across your entire wall.

Bottom line: whether it's one screen or 100, you'll get next-level color accuracy and seamless visuals, thanks to the most advanced color tech Sharp has ever built into a display.

Stunning Views, Practically Seamless

Sharp's latest ADS panel tech delivers rich, vibrant color from every angle - perfect for making your content pop. The PN-UN553S features an ultra-slim 0.44mm bezel, while the PN-UN553V keeps it sleek with just 2.9mm, so your video wall looks almost seamless.

Worried about the image breaking behind the bezels? No stress. Built-in TileComp technology smooths everything out by digitally compensating for the bezel lines - so your visuals stay clean, connected, and super realistic.

PN-UN553S
0.44mm



PN-UN553V
2.9mm



Set It and Forget It: Smart Setup Tech


With Auto TileMatrix and Auto ID, setting up your video wall is basically effortless. Just configure the layout on the first display, and it automatically syncs and scales content across the rest - no manual adjustments needed.

Auto IP Addressing makes network setup just as easy. Assign a static IP to the first display, hit go, and the rest of the screens in the LAN daisy chain assign themselves. It's plug, play, and perfectly synced.

Next-Level UHD with HDMI & DisplayPort Daisy Chain


These displays are built to handle 4K UHD input and seamlessly pass it along through both HDMI and DisplayPort out connections. That means your entire video wall can shine in stunning Ultra HD - no external processors needed.

With TileMatrix, you can scale content up to 4x the native resolution of a single screen, delivering crystal-clear visuals across your whole setup.



Advanced Heat Management

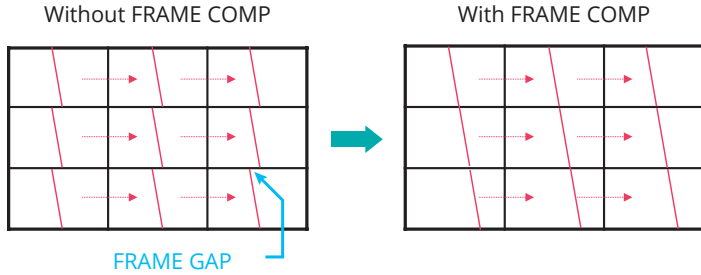
Monitoring and managing the temperature of each display is crucial to secure reliability and longevity. An industrial-strength, premium-grade panel with additional thermal protection, internal temperature sensors with self-diagnostics, and fan-based technology allows for 24/7 operation, and protects your display investment.



Without heat management, the displays placed higher on a wall will sustain a hotter temperature than the screens below. This damaging heat will lower the picture quality and life expectancy of the product. However, Sharp's advanced heat management ensures heat dissipation for a more uniform overall wall temperature. Integrated cooling fans automatically turn on and stay on when high internal temperatures are detected. These will stay on until the heat is properly dissipated and the display remains under proper temperature thresholds.

Smooth Moves Across Every Screen

Frame Comp lets you fine-tune frame timing row by row, keeping motion perfectly in sync as content moves across your video wall. The result? Seamless transitions and smoother playback - no more jarring jumps between screens.



Human Sensor and Ambient Light Sensor

This new optional human (motion) sensor accessory (PNKTRC3) helps to deliver creative digital signage to end users by allowing for dynamic control of brightness, audio and source inputs while saving operating costs. Auto dimming adjusts the backlight of the LCD automatically depending on the amount of ambient light. This sensor also acts as a IR sensor that can be utilized to control the entire video wall either by individually controlling each monitor



Clear Views, No Matter the Light

All of the new video wall displays come equipped with a high haze panel that scatters ambient lighting rather than reflecting it like most other displays. This allows for content to always be viewable and onlookers to have perfect screen readability in any situation. This is an ideal feature in the case of high ambient light situations such as through the windows of an airport or if there are spot or track lighting directly above the video walls in a retail application.



With Anti-Glare



Without Anti-Glare

screen images simulated

Total Control with NaViSet Administrator™

Remotely manage all your PN-UN Series - and other Sharp or NEC displays - from a single, centralized dashboard using **NaViSet Administrator 2™**. Perfect for multi-display setups, this free tool lets you monitor status, automate tasks, generate reports, and make on-demand changes from anywhere. Want even more power? Upgrade to the **Server Edition** for enhanced features and full remote access across your ecosystem.



Flawless Color, Every Time

Over time, screens can drift in brightness and color—but with Sharp's Display Wall Calibrator software, your video wall stays perfectly in sync. It automatically adjusts each screen for uniform color and brightness, so your tiled content always looks like one seamless image.

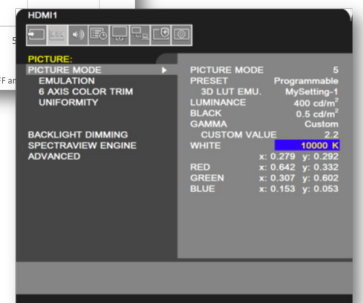
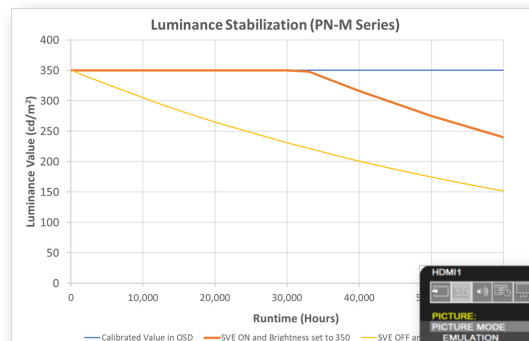
This latest version is 2x faster than before and comes with powerful new features like on-demand recalibration and corner correction for fine-tuning any subtle color shifts.

SHARP

Display Wall Calibrator

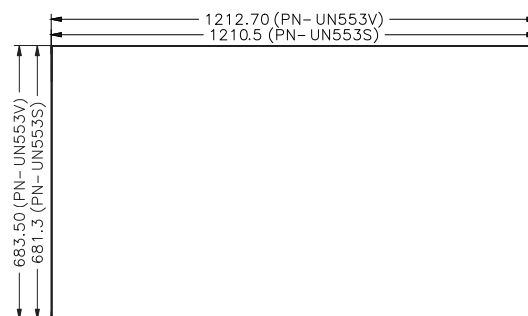
Consistent Color with SpectraView™ Engine

Pre-calibrated for luminance, white point, gamma, and uniformity, every PN-UN display features SpectraView Engine Technology and is ready to go, right out of the box. Want deeper control? Through the SpectraView Engine, dial in white point with adjustments of 100k, select brightness based on luminance level, or even input your own CIE color coordinates, giving users capabilities like never before. Bonus: backlight stabilization keeps your visuals looking fresh longer - no early fade-outs here. **All of these features are specifically engineered to give you the best visual quality for an extended duration.**



MODEL		PN-UN553S	PN-UN553V
LCD MODULE	Panel Technology	ADS	
	Viewable Image Size	54.6"	
	Native Resolution	1920 x 1080	
	Brightness (Typical)	700 cd/m ²	500 cd/m ²
	Contrast Ratio (Typical)	1100:1	
	Viewing Angle	178° Vert., 178° Hor. (89U/89D/89L/89R) @ CR>10	
	Aspect Ratio	16:9	
	Color Gamut	72% NTSC	
	Displayable Colors	Over 16.7 Million (8-bit)	
	Orientation	Landscape and Portrait (CCW Rotation)	
	Panel Haze (%)	25	
CONNECTIVITY	Input Terminals	Digital	HDMI x2, DP x2, DVI x1
		Analog	VGA x1
		Audio	Audio Mini-Jack
		External Control	LAN (100Mbit), 3.5mm Mini Jack IR Remote, RS-232C
		Data	USB x5 (Downstream x1, Upstream x1, 5V/2A Power x1, Media Player x1, Service x1)
	Output Terminals	Digital	HDMI x1 (HDMI, DVI or TMDS of OPS/Rpi), DisplayPort x1 (DisplayPort or DP of OPS)
		Analog	N/A
		Audio	3.5mm Mini Jack
		External Control	LAN (100Mbit, carries RS-232C and IR)
POWER CONSUMPTION	On (Max Brightness)	180W	140W
	Network Standby	0.5W	
	Normal Standby	2W	
	Current Rating	4.7 - 1.9A @ 100-240V	4.2-1.6A @ 100-240V
	Speaker Rating	Optional through SP-RM3	
PHYSICAL SPECIFICATIONS	Bezel Width (L/R, T/B)	T/L: 0.49mm, B/R: 0.39mm	T/L: 1.8mm, B/R: 1.1mm
	Net Dimensions (Without stand; W x H x D)	1210.5 x 681.3 x 103.0mm	1212.7 x 683.5 x 106.4mm
	Net Weight	28.1kg	28.6kg
	VESA Hole Configuration	4 x M6 (400 x 400)	
SENSORS	Ambient Light Sensor	Optional through PNKTRC3	
	Human Sensor	Optional through PNKTRC3	
	Temperature Sensor	Integrated and programmable; linked to cooling fans	
	NFC Sensor	N/A	
ENVIRONMENTAL CONDITIONS	Operating Temperature	0 to 40C	
	Operating Humidity	20-80%	
	Operating Altitude	3000m	
ADDITIONAL FEATURES		AMX Support, Automated Email Alert Function, SpectraView Engine, Pre-Calibration, PD Comms Tool Support, NEC Firmware Update Tool, Display Browser Control, Display Wall Calibrator Compatible, TileMatrix, TileComp, TileCut, HDR Support (PQ, HLG, HDR10), Key Guide, Naviset Administrator 2 Compatible, OSD Rotation for Portrait Orientation, OPS Compatible, PJ Link Support, Real Time Clock, Local Dimming, Multi Picture Mode, SpectraView Engine Technology, Quick Input Change, Quick Input Switching, Auto ID/IP Settings, Energy Star 8.0	
SHIPS WITH		3m AC Power Cord, 2.0m HDMI Cable, IR Remote Control, Batteries, AAA batteries	
OPTIONAL SPEAKERS		SP-RM3	
OTHER ACCESSORIES		All OPS Cards, LCD-CALKIT (Display Wall Calibrator)	
ORDER CODES		PNUN553S	PNUN553V

Dimensions



Sensor Kit

PNKTRC3

Human (Motion) /
Ambient Light / IR Remote




Display Wall Calibrator Kit

LCD-CALKIT



Input Panel

1. External Speaker Terminal
2. Audio Out
3. USB1
4. USB2
5. USB CM1 (2A)
6. USB CM2
7. LAN1
8. LAN2
9. Video In
10. USB MP
11. Remote In
12. microSD
13. RS-2323C
14. HDMI1 (Daisy Chain In)
15. DVI-D
16. HDMI Out (Daisy Chain Out)
17. HDMI2 (CEC)
18. DisplayPort2
19. DisplayPort1 (Daisy Chain In)
20. DisplayPort Out (Daisy Chain Out)
21. VGA (RGB, YPbPr)
22. Audio In1
23. Audio In2



The terms HDMI and HDMI High-Definition Multimedia Interface, and the HDMI Logo are trademarks or registered trademarks of HDMI Licensing Administrator, Inc. in the United States and other countries. DisplayPort and DisplayPort Compliance Logo are trademarks owned by the Video Electronics Standards Association in the United States and other countries. HDBase™ and the HDBaseT Alliance logo are trademarks of the HDBaseT Alliance. CRESTRON and CRESTRON ROOMVIEW are trademarks or registered trademarks of Crestron Electronics, Inc. AMX is a trademark or registered trademark of AMX in the United States and other countries. Trademark PJLink is a trademark applied for trademark rights in Japan, the United States and other countries and areas. VESA is a trademark of a nonprofit organization, Video Electronics Standard Association. All other trademarks are the property of their respective owners. The images in this brochure are samples. All specifications are subject to change without notice.

SHARP

SHARP CORPORATION OF AUSTRALIA PTY LTD

ABN 40 003 039 405
P.O. Box 84, Macquarie Park, NSW 2113
Tel: 1300 135 022
www.sharp.net.au

Sharp, and all related trademarks are trademarks or registered trademarks of Sharp Corporation and/or its affiliated companies. The terms HDMI, HDMI High-Definition Multimedia Interface, and the HDMI Logo are trademarks or registered trademarks of HDMI Licensing Administrator, Inc. All other brand names and product names may be trademarks or registered trademarks of their respective owners. Design and specifications are subject to change without prior notice.