

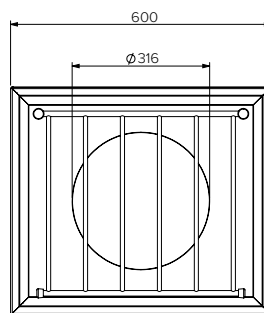
Wall Hung Flushing Rim Sink

Model: SPPL.FR.C.WM

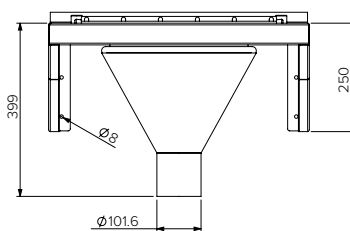
SPPL = Stoddart Plumbing Product
 FR = Flushing Rim Sink
 C = Conical
 WM = Wall Mounted
 eg.: for specification and ordering quote
 Code: SPPL.FR.C.WM

Features and Benefits:

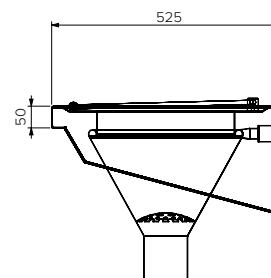
- Ideal for use in hospitals, nursing homes, childcare centres, universities, laboratories and sick bays
- The effective flushing ring design flushes the full height of the cone
- Unit can be flushed by most WC Flushing Devices
- Large conical flushing bowl and strong hinged grate
- Stoddart also have models that are drop in units
- Custom bench sizes are available



Plan View



Front View



End View

Specifications:

Construction: 1.2mm, 304 grade stainless steel construction
 no.4 satin finish
 Water Connection: M1 thread, 3/4 BSP
 Waste Connection: 100mm outlet
 Unit Fixing: Heavy duty shroud has multiple slots for
 fastening to wall as required.

Model No.	L x D x H (mm)
SPPL.FR.C.WM	600 x 500 x 424

Sold Separately

Flushing Device Options:



FD.CI.W.MDF



FD.CI.W.PRF



FD.CI.W.PRF.CB



Due to continuous product research and development,
 the information contained herein is subject to change without notice.

Revision: A - 23/07/2021

www.stoddart.com.au
www.stoddart.co.nz

