
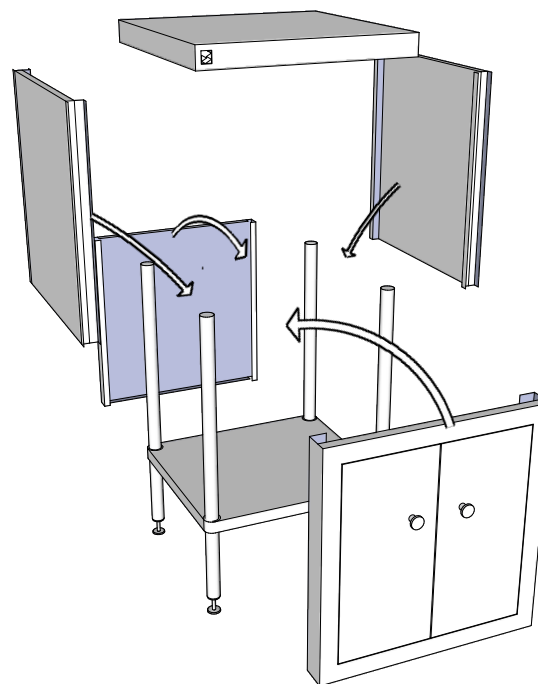


PLAN



FULLY ASSEMBLED
ELEVATION



ASSEMBLING ELEVATION



COPYRIGHT © 2012

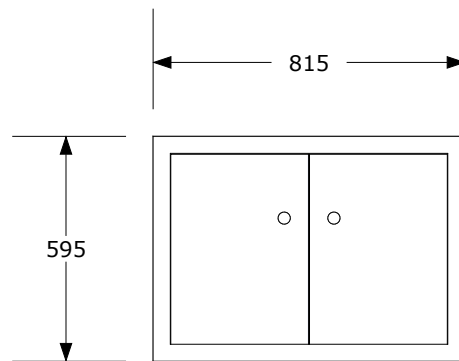
This drawing is the property of CI GROUP PTY LTD. Tradings as SIMPLY STAINLESS and It may not be copied, reproduced or modified in whole or in part without prior written permission of CI GROUP PTY LTD.

32-DPK-0600 DOOR PANEL KIT

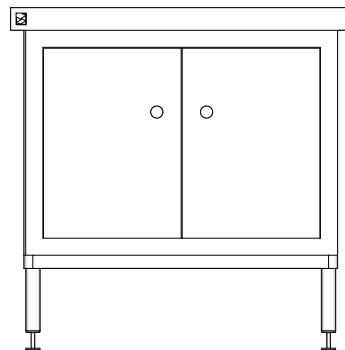
SCALE: 1:20

CONSTRUCTION NOTES :

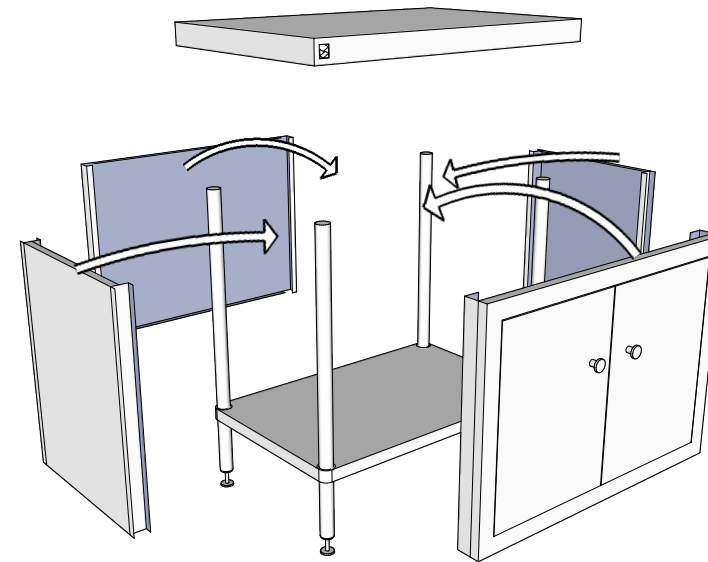
1. DOOR PANEL KIT MADE FROM 1.2mm STAINLESS STEEL.
2. BENCH NOT INCLUDED.




FRONT



FULLY ASSEMBLED
ELEVATION



ASSEMBLING ELEVATION



www.simplystainless.com
Modular Sinks Tables and Shelving

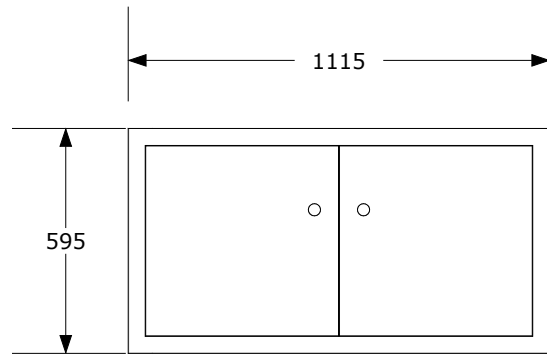
COPYRIGHT © 2012
This drawing is the property of CI GROUP PTY LTD. Tradings as SIMPLY STAINLESS and It may not be copied, reproduced or modified in whole or in part without prior written permission of CI GROUP PTY LTD.

32-DPK-0900 DOOR PANEL KIT

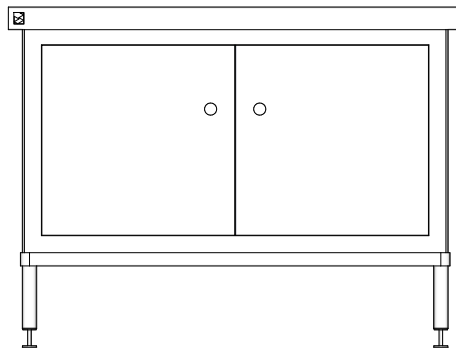
SCALE: 1:20

CONSTRUCTION NOTES :

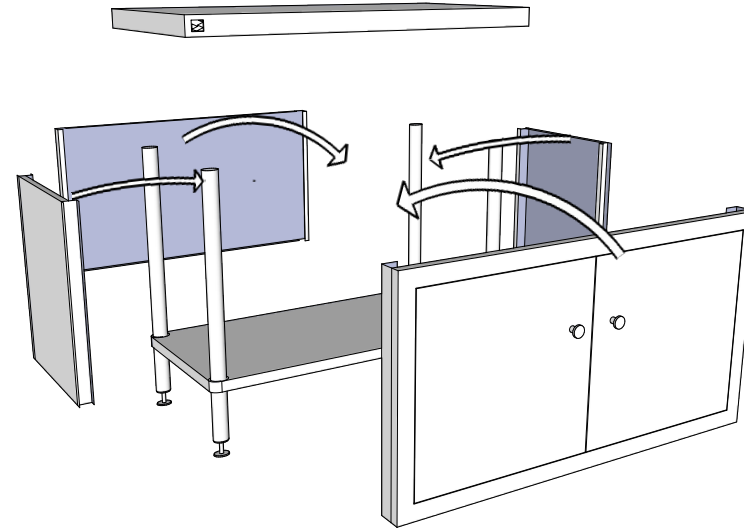
1. DOOR PANEL KIT MADE FROM 1.2mm STAINLESS STEEL.
2. BENCH NOT INCLUDED.




FRONT



FULLY ASSEMBLED
ELEVATION



ASSEMBLING ELEVATION



**SIMPLY
STAINLESS**
www.simplystainless.com
Modular Sticks Tables and Shelving

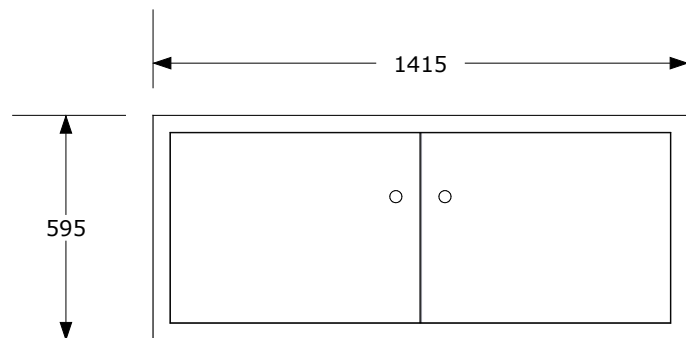
COPYRIGHT © 2012
This drawing is the property of CI GROUP PTY LTD. Tradings as SIMPLY STAINLESS and It may not be copied, reproduced or modified in whole or in part without prior written permission of CI GROUP PTY LTD.

32-DPK-1200 DOOR PANEL KIT

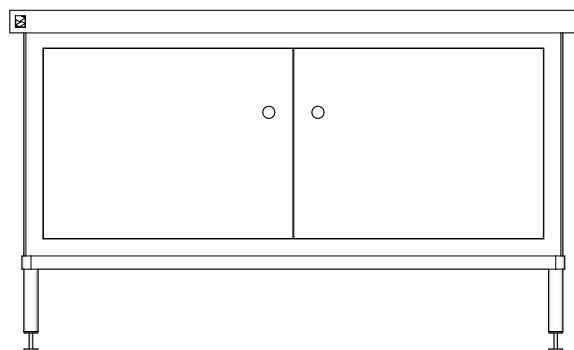
SCALE: 1:20

CONSTRUCTION NOTES :

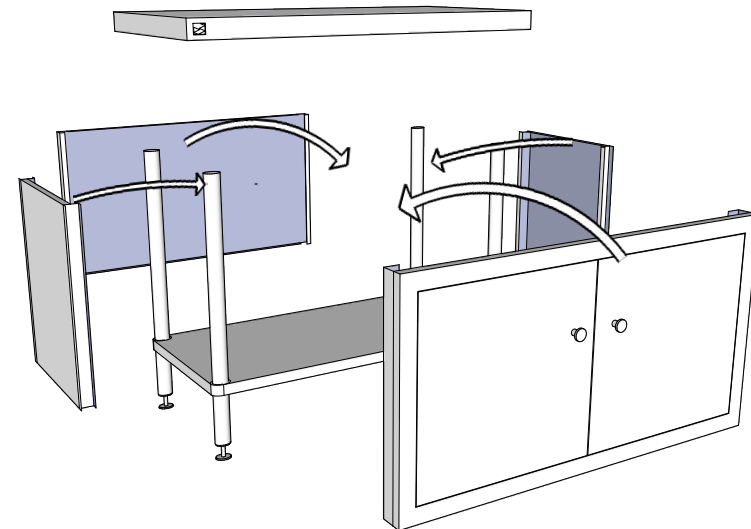
1. DOOR PANEL KIT MADE FROM 1.2mm STAINLESS STEEL.
2. BENCH NOT INCLUDED.



FRONT



FULLY ASSEMBLED
ELEVATION



ASSEMBLING ELEVATION



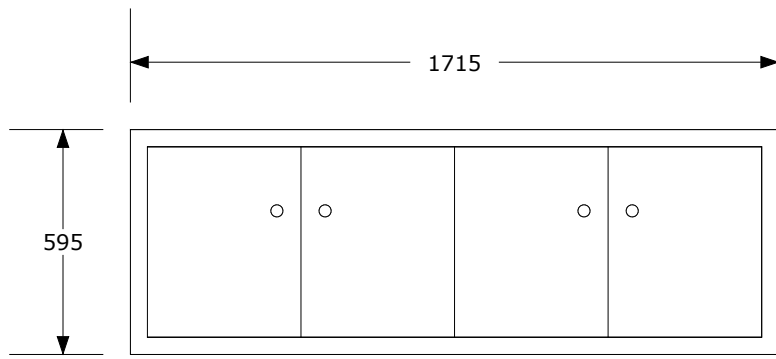
COPYRIGHT © 2012
This drawing is the property of CI GROUP PTY LTD. Tradings as SIMPLY STAINLESS and It may not be copied, reproduced or modified in whole or in part without prior written permission of CI GROUP PTY LTD.

32-DPK-1500 DOOR PANEL KIT

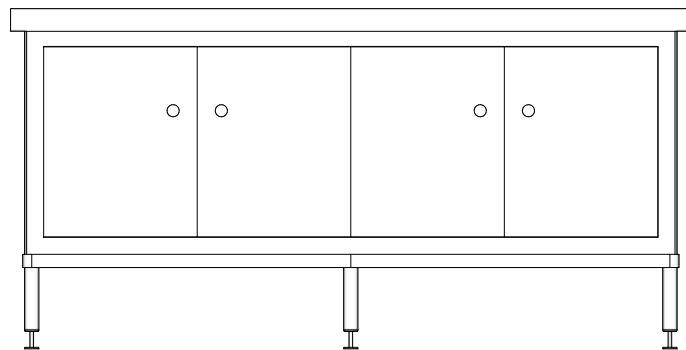
SCALE: 1:20

CONSTRUCTION NOTES :

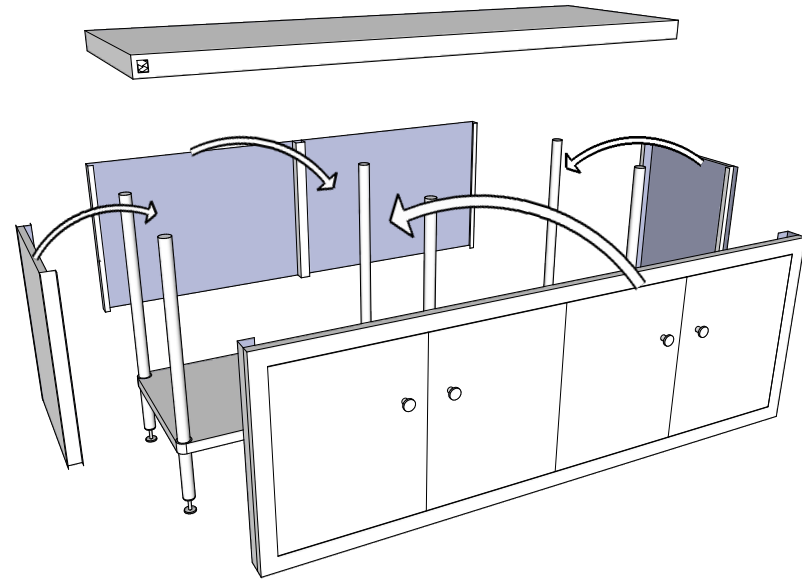
1. DOOR PANEL KIT MADE FROM 1.2mm STAINLESS STEEL.
2. BENCH NOT INCLUDED.



FRONT



FULLY ASSEMBLED
ELEVATION



ASSEMBLING ELEVATION



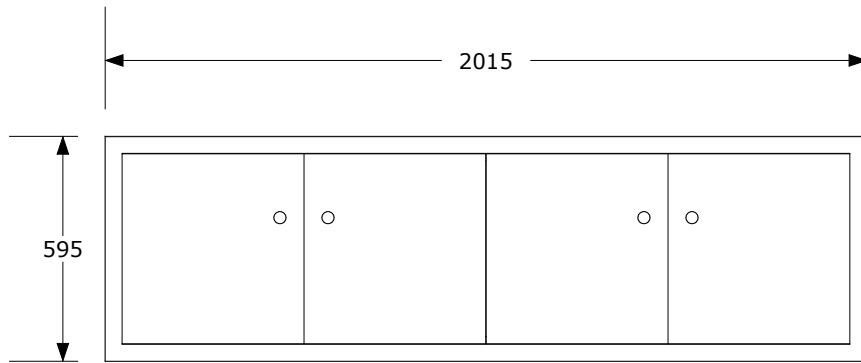
COPYRIGHT © 2012
This drawing is the property of CI GROUP PTY LTD. Tradings as SIMPLY STAINLESS and It may not be copied, reproduced or modified in whole or in part without prior written permission of CI GROUP PTY LTD.

32-DPK-1800 DOOR PANEL KIT

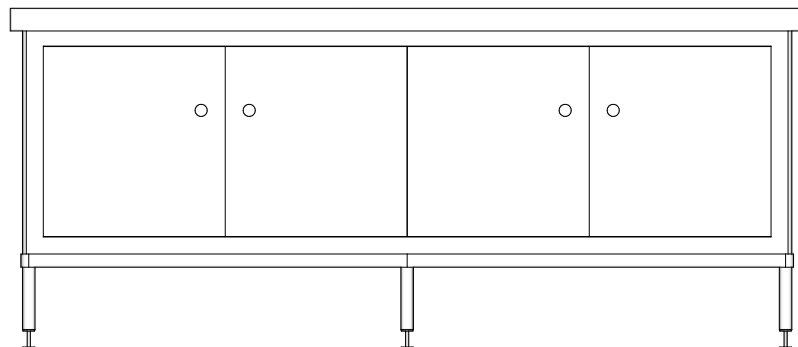
SCALE: 1:20

CONSTRUCTION NOTES :

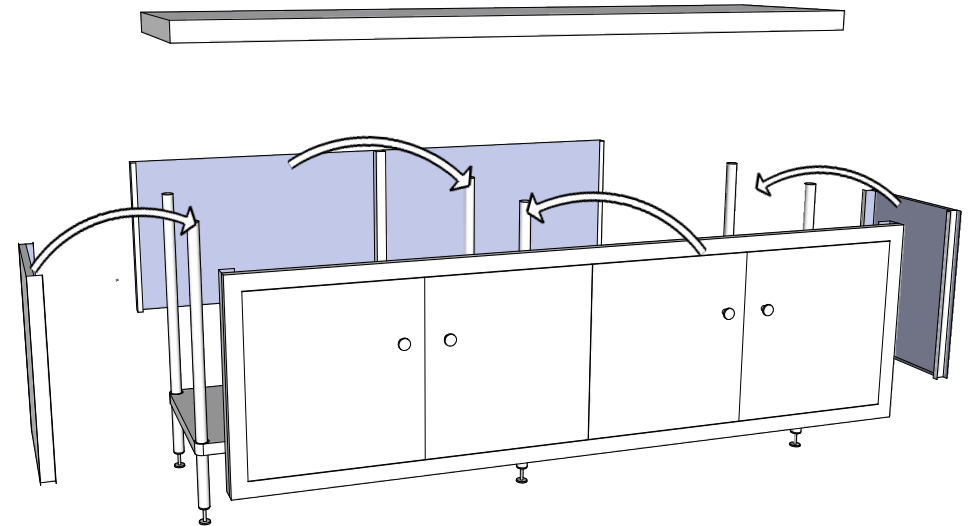
1. DOOR PANEL KIT MADE FROM 1.2mm STAINLESS STEEL.
2. BENCH NOT INCLUDED.



FRONT



FULLY ASSEMBLED
ELEVATION



ASSEMBLING ELEVATION

SIMPLY STAINLESS
www.simplystainless.com
Modular Sticks Tables and Shelving

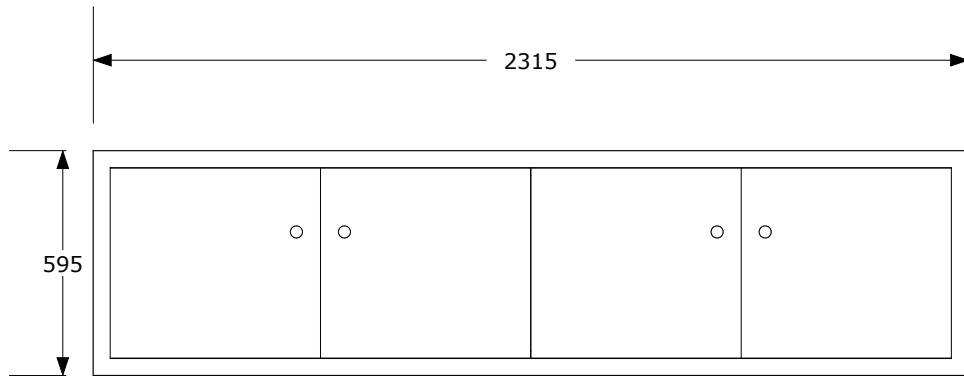
COPYRIGHT © 2012
This drawing is the property of CI GROUP PTY LTD. Tradings as SIMPLY STAINLESS and It may not be copied, reproduced or modified in whole or in part without prior written permission of CI GROUP PTY LTD.

32-DPK-2100 DOOR PANEL KIT

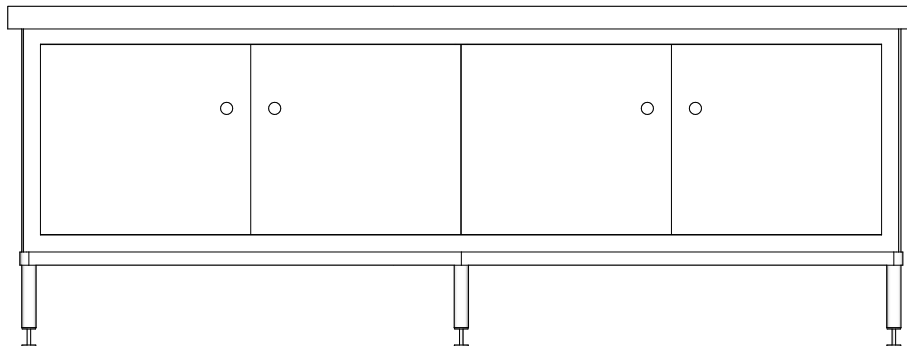
SCALE: 1:20

CONSTRUCTION NOTES :

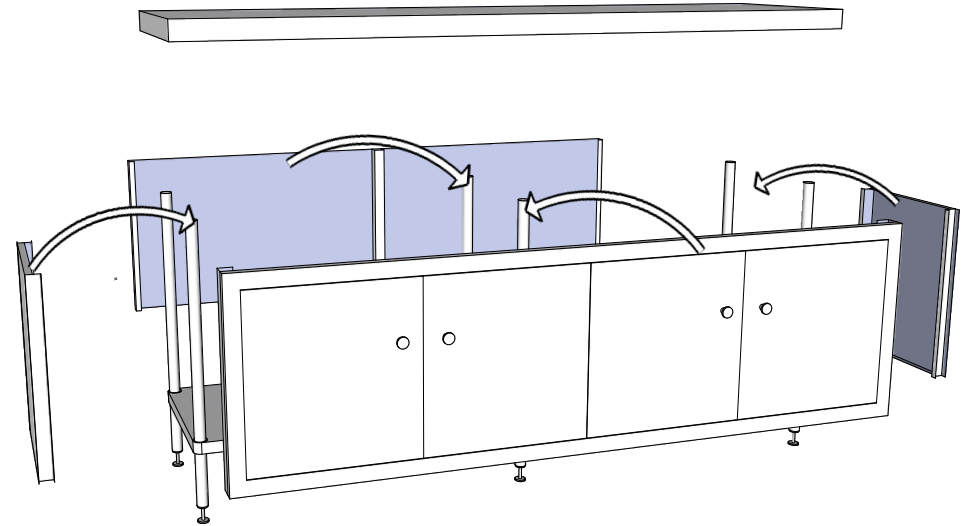
1. DOOR PANEL KIT MADE FROM 1.2mm STAINLESS STEEL.
2. BENCH NOT INCLUDED.



FRONT



FULLY ASSEMBLED
ELEVATION



ASSEMBLING ELEVATION

SIMPLY STAINLESS
www.simplystainless.com
Modular Sticks Tables and Shelving

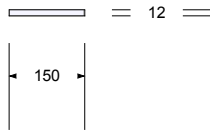
COPYRIGHT © 2012
This drawing is the property of CI GROUP PTY LTD. Tradings as SIMPLY STAINLESS and It may not be copied, reproduced or modified in whole or in part without prior written permission of CI GROUP PTY LTD.

32-DPK-2400 DOOR PANEL KIT

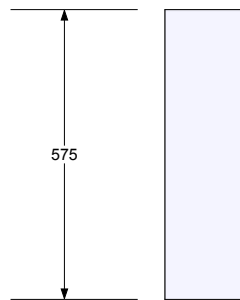
SCALE: 1:20

CONSTRUCTION NOTES :

1. DOOR PANEL KIT MADE FROM 1.2mm STAINLESS STEEL.
2. BENCH NOT INCLUDED.



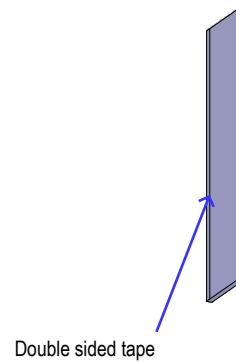
TOP ELEVATION



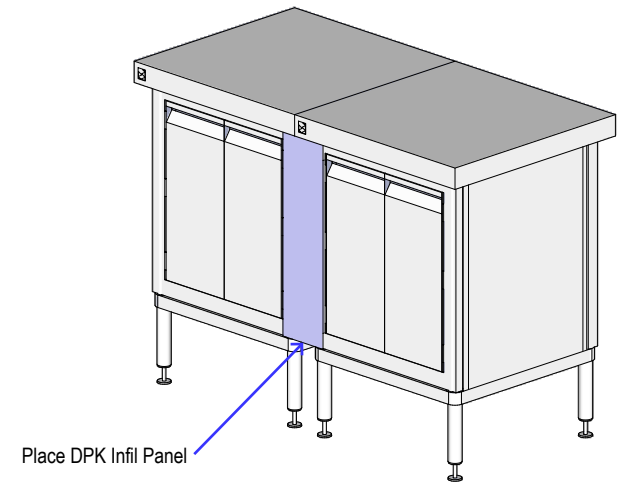
FRONT ELEVATION




FRONT ELEVATION



ISOMETRIC ELEVATION



32 - DPK


SIMPLY STAINLESS
www.simplystainless.com
Modular Sinks Tables and Shelving

COPYRIGHT © 2015
 This drawing is the property of CI GROUP PTY LTD.
 Tradings as SIMPLY STAINLESS and It may not be
 copied, reproduced or modified in whole or in part
 without prior written permission of CI GROUP PTY
 LTD. SIMPLY STAINLESS reserves the right to
 change specification and design without notice.

32-DPK-INFIL PANEL

SCALE 1:20

CONSTRUCTION NOTES:

1. PLATE MADE FROM 1.2mm STAINLESS STEEL.