

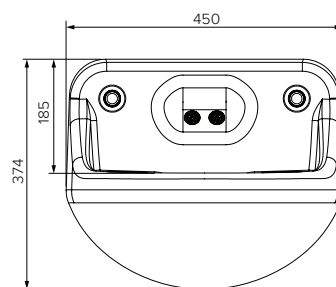
Wash Basin - Wall Mounted

Model: SPPL.SE.WB.ID.xxx

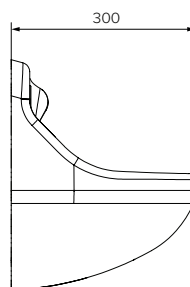
SPPL = Stoddart Plumbing Product
 SE = Safe Ensuite
 WB = Basin
 ID = Integrated Splashback with Dual Outlet
 eg.: for specification and ordering quote
 Code: SPPL.SE.WB.ID.105

Features and Benefits:

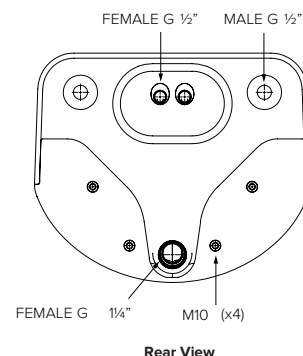
- Ideal for specialist hospitals, clinics, care homes and custodial applications
- Constructed from GRP moulded High Performance impact resistant material with polyester gel coat, formulated to resist chemicals and ultra violet rays
- Moulded impact resistant
- Moulded soap shelves
- Vandal and ligature resistant
- Programmable, wave-on or tactile activation sold separately



Front View



End View



Rear View

Sold Separately

Sensor Options:

Tactile Switch Options:



Programmable
Standard, Hot (red) & Cold (blue)

Wave on
Hot (red) & Cold (blue)

Tactile Switch
Hot (red) & Cold (blue)

Specifications:

Construction: GRP High Performance Composite material
 Gross Weight: 10kg
 Tap Outlet: Integrated stainless steel water spout set at 5L /min
 Waste Outlet: Rear concealed waste outlet
 Waste Grid: 316 grade Stainless Steel anti-ligature
 Cable Length: 3 metres (8/15m cable P.O.A available upon request)
 Unit Fixing: Secure to wall with provided 4 x 10mm Stainless Steel all thread - to suit 100mm wall thickness only.

Model No.	Description	L x W x H (mm)
SPPL.SE.WB.ID.100	Tactile Buttons	450 x 300 x 374
SPPL.SE.WB.ID.101	Wave-on Sensors	450 x 300 x 374
SPPL.SE.WB.ID.105	Programmable Sensors	450 x 300 x 374

Due to continuous product research and development, the information contained herein is subject to change without notice.

Revision: A - 24/06/2021

www.stoddart.com.au
 www.stoddart.co.nz