

TROUGHS

Wash Trough S5 - Hob Mounted Taps

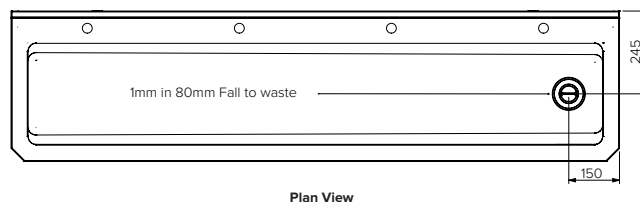
Model: SPPL.WT.S5.x.yyyy.zz

SPPL = Stoddart Plumbing Product
 WT = Wash Trough
 S5 = Rear Hob
 x = R = Right Waste
 = L = Left Waste
 yyyy = Nominated Length
 zz = FS = Freestanding (optional)
 eg.: for specification and ordering quote
 Code: SPPL.WT.S5.R.1200

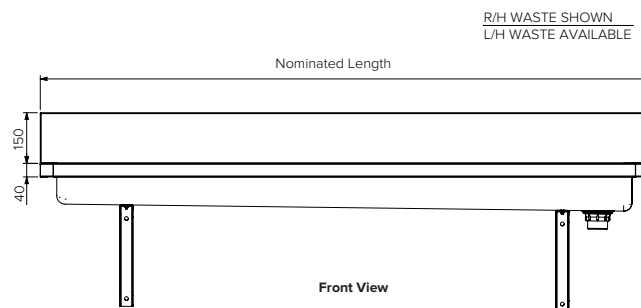


Features and Benefits:

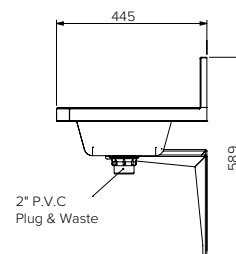
- Ideal for workshops, art studios, sporting venues and schools
- 75mm hob at rear of trough for surface mounting tapware and spouts
- Manufactured for easy installation with supplied wall mounting brackets
- Standard with brackets, freestanding option on legs with adjustable flanged feet available upon request
- All optional tapware are WELS and Watermark approved



Plan View



Front View



End View

Specifications:

Construction: Fully welded seamless 304 grade 1.2 mm thick stainless steel construction, no.4 satin finish.

Waste Connection: 50mm, PVC waste

Tap Locations: 450mm tap centres. Custom tap locations can be supplied, if required, as an extra

Unit Fixing: The unit is supplied with stainless steel wall mounting brackets, which have 11mm diameter fixing holes, and stainless steel splashback Z clips.

Model No.	L x D x H (mm)
SPPL.WT.S5.x.yyyy	Nominated x 445 x 589
Custom units available	

Sold Separately

Tapware Options:



Proudly Manufactured in Australia



Due to continuous product research and development, the information contained herein is subject to change without notice.

Revision: B - 18/06/2021

www.stoddart.com.au
 www.stoddart.co.nz